



US00D643115S

(12) **United States Design Patent**  
**Gonzales et al.**

(10) **Patent No.:** **US D643,115 S**

(45) **Date of Patent:** **\*\* Aug. 9, 2011**

(54) **INSERTION DEVICE**

(75) Inventors: **Donald A. Gonzales**, San Antonio, TX (US); **Fred B. Dinger, III**, San Antonio, TX (US); **Jeffrey S. Wrana**, San Antonio, TX (US)

(73) Assignee: **Entrigue Surgical, Inc.**, San Antonio, TX (US)

(\*\*) Term: **14 Years**

(21) Appl. No.: **29/363,134**

(22) Filed: **Jun. 4, 2010**

(51) **LOC (9) Cl.** ..... **24-02**

(52) **U.S. Cl.** ..... **D24/133**

(58) **Field of Classification Search** ..... D24/133,

D24/143, 145, 146; 606/83, 99; 600/114

See application file for complete search history.

(56) **References Cited**

U.S. PATENT DOCUMENTS

3,608,544	A	*	9/1971	Schnepper	.....	600/564
D343,000	S	*	1/1994	Olson	.....	D24/145
D379,228	S	*	5/1997	Rahimzadeh et al.	.....	D24/145
5,792,149	A	*	8/1998	Sherts et al.	.....	606/142
D404,484	S	*	1/1999	Lahr et al.	.....	D24/133
D460,553	S	*	7/2002	Koros et al.	.....	D24/147

6,500,189	B1	*	12/2002	Lang et al.	.....	606/170
6,575,978	B2	*	6/2003	Peterson et al.	.....	606/83
D613,407	S	*	4/2010	Baynham	.....	D24/146
D621,931	S	*	8/2010	Storz	.....	D24/133
2002/0153008	A1	*	10/2002	Schwartz et al.	.....	128/200.26
2004/0254575	A1	*	12/2004	Obenchain et al.	.....	606/61
2009/0248077	A1	*	10/2009	Johns	.....	606/246

\* cited by examiner

Primary Examiner — Bridget L Eland

(74) *Attorney, Agent, or Firm* — Fulbright & Jaworski L.L.P.

(57) **CLAIM**

The ornamental design for an insertion device, as shown and described.

**DESCRIPTION**

FIG. 1 is a front perspective view of an insertion device showing our design.

FIG. 2 is a back perspective view thereof;

FIG. 3 is a back view thereof;

FIG. 4 is a front view thereof;

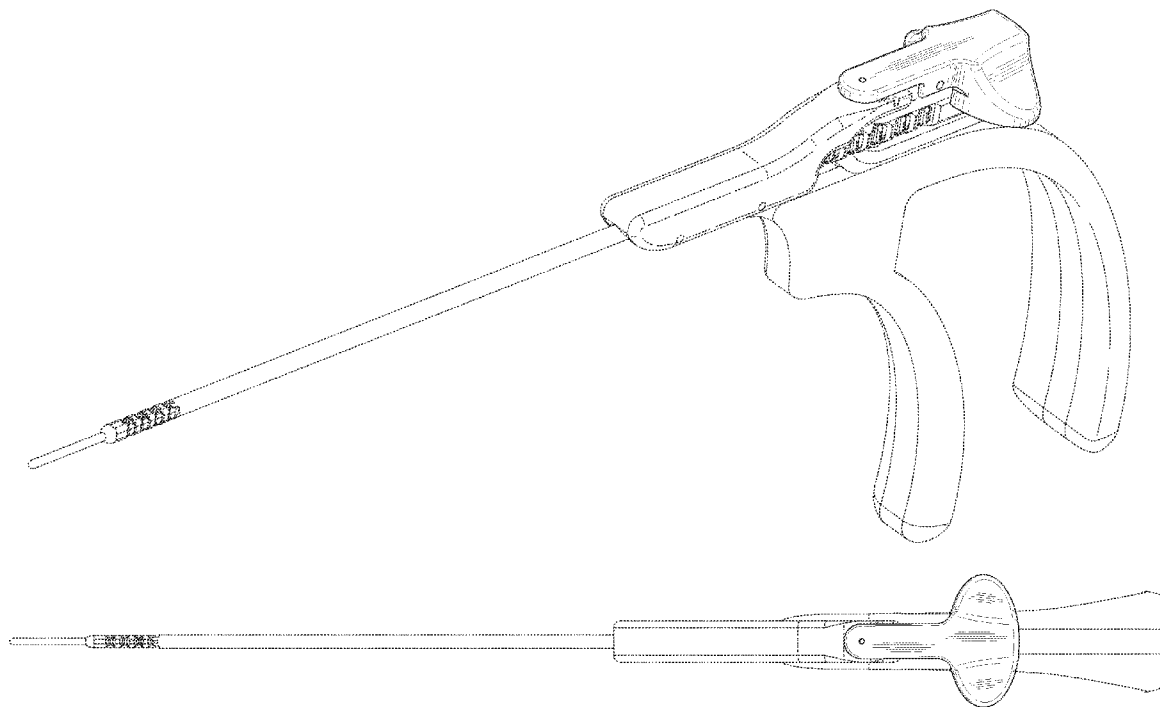
FIG. 5 is a left side view thereof;

FIG. 6 is a top view thereof; and,

FIG. 7 is a bottom view thereof.

The dashed lines in FIGS. 1-7 represent environmental structure and form no part of the claimed design.

**1 Claim, 5 Drawing Sheets**



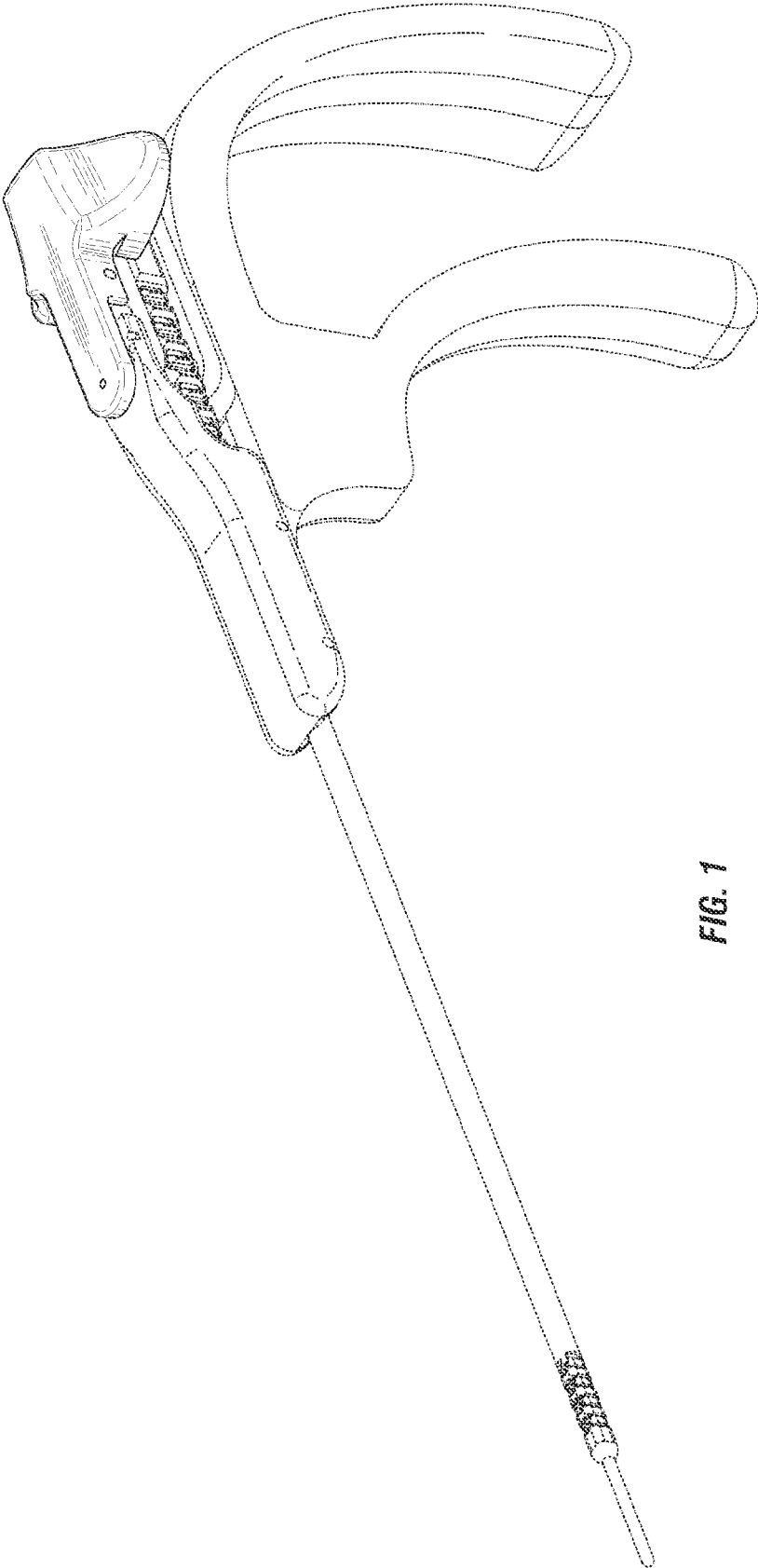


FIG. 1

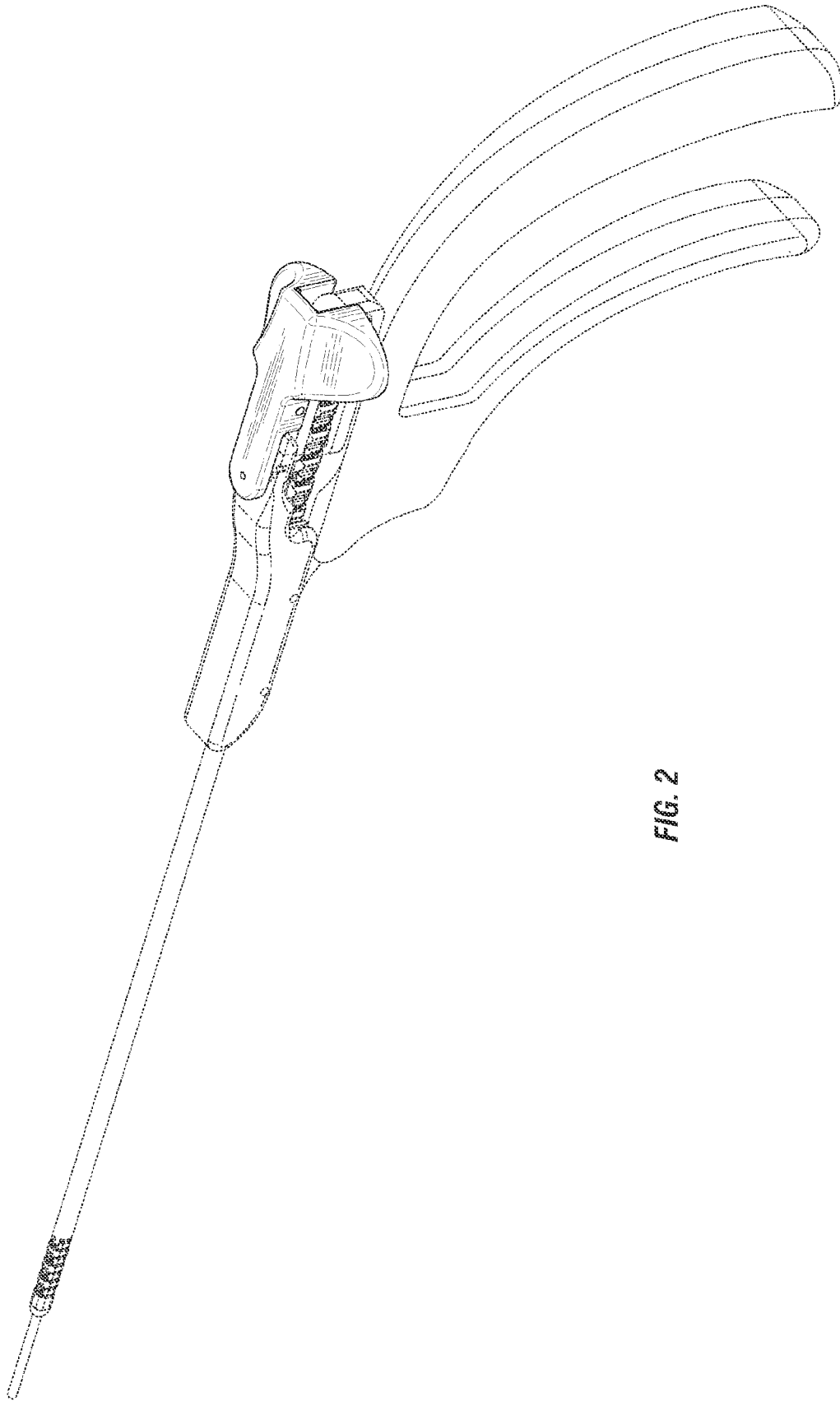


FIG. 2

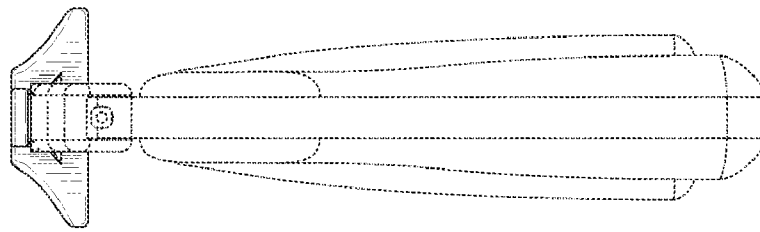


FIG. 4

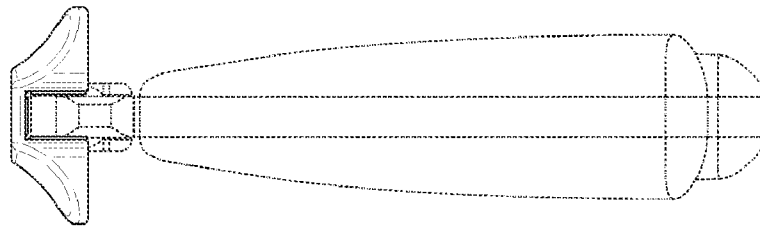


FIG. 3

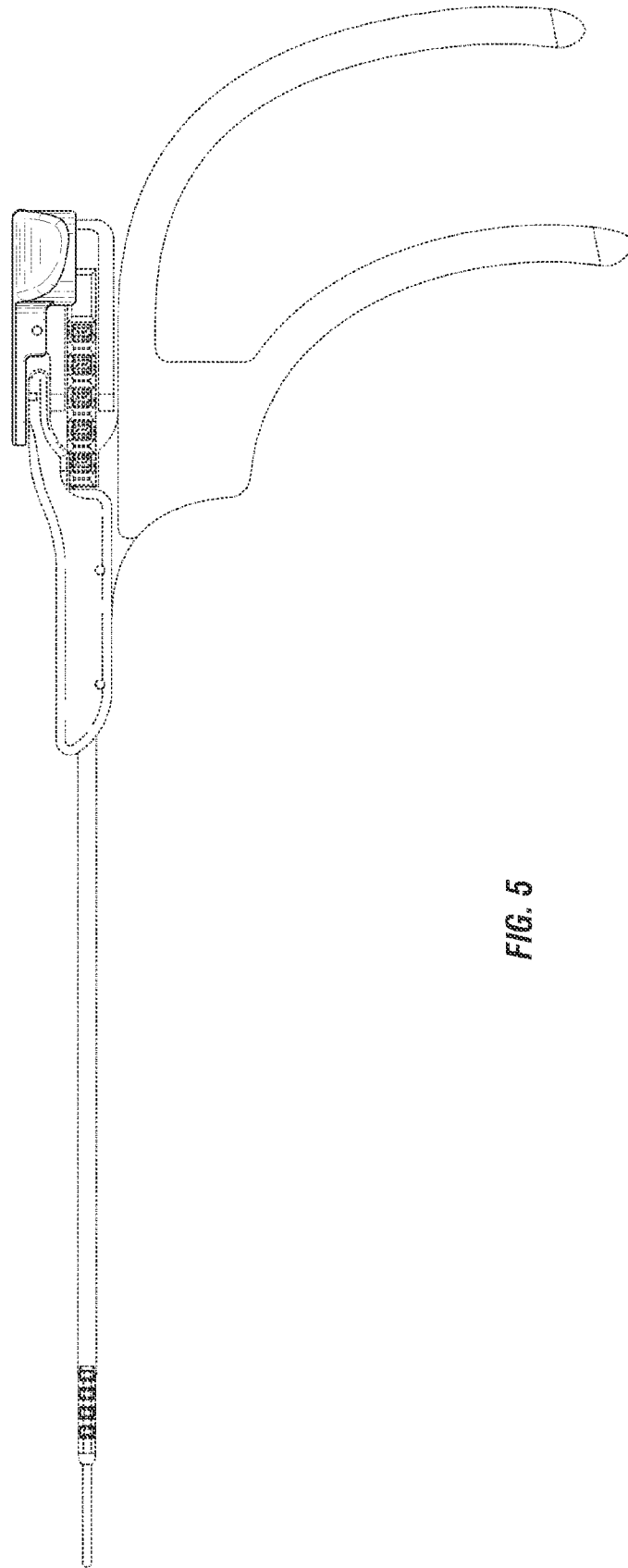


FIG. 5

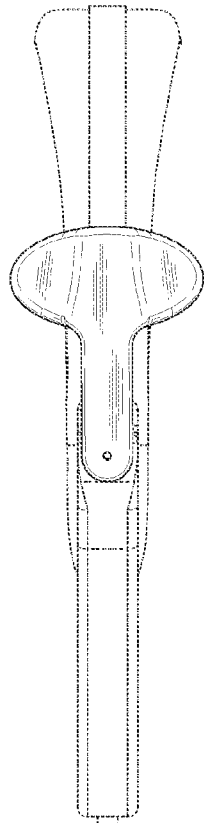


FIG. 6

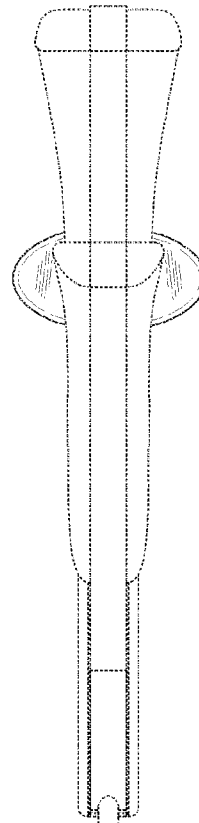


FIG. 7