



US00D412059S

United States Patent [19]

[11] Patent Number: **Des. 412,059**

White et al.

[45] Date of Patent: **** Jul. 20, 1999**

[54] **INSTRUMENT HOLDER**

| | | | |
|------------|--------|-------------------|--------|
| D. 332,871 | 2/1993 | Seber | D3/220 |
| D. 338,338 | 8/1993 | Zaglin | D3/299 |
| D. 362,541 | 9/1995 | Elder et al. | D3/218 |

[76] Inventors: **Lehi White; Inez White**, both of 2816 Sunset Plz. Apt. A, Los Angeles, Calif. 90005

Primary Examiner—Louis S. Zarfaz
Assistant Examiner—Catherine R. Oliver
Attorney, Agent, or Firm—Julius Rubinstein

[**] Term: **14 Years**

[57] **CLAIM**

[21] Appl. No.: **29/090,884**

The ornamental design of the article instrument holder, as shown and described.

[22] Filed: **Jul. 20, 1998**

[51] **LOC (6) Cl.** **03-01**

[52] **U.S. Cl.** **D3/215; D3/228**

[58] **Field of Search** D3/215, 218, 219, D3/220, 224, 226, 201, 203, 204, 205, 265, 299; 224/236, 240, 245, 901, 904, 914

DESCRIPTION

FIG. 1 is a front elevational view of our design for an instrument holder.

FIG. 2 is a right side elevational view and a mirror image of the left side elevational view thereof.

FIG. 3 is as top plan view thereof.

FIG. 4 is a the rear elevational view thereof; and,

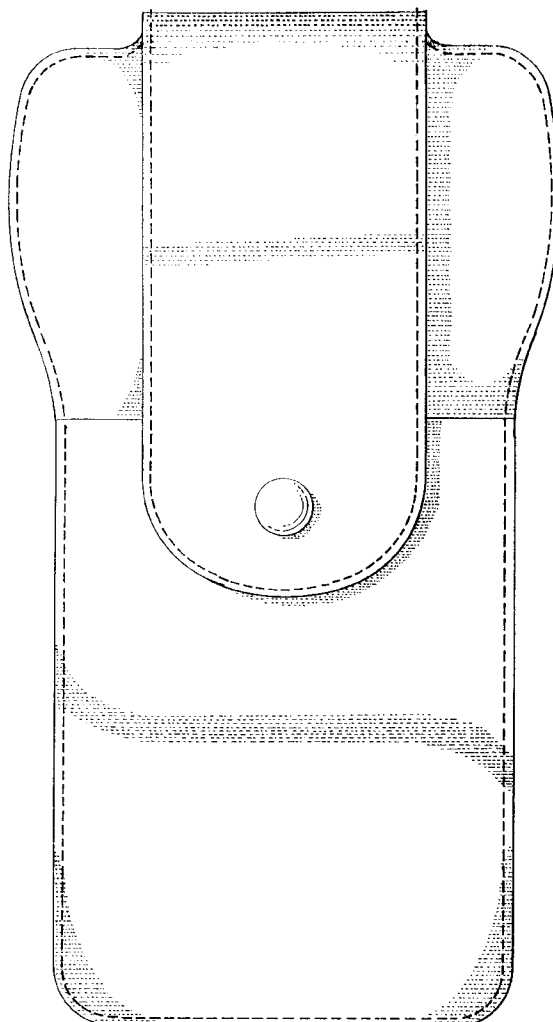
FIG. 5 is the bottom plan view thereof.

[56] **References Cited**

U.S. PATENT DOCUMENTS

| | | | |
|------------|--------|-----------------|--------|
| D. 185,943 | 8/1959 | Schotland | D3/205 |
| D. 299,683 | 2/1989 | Marks | D3/265 |

1 Claim, 2 Drawing Sheets



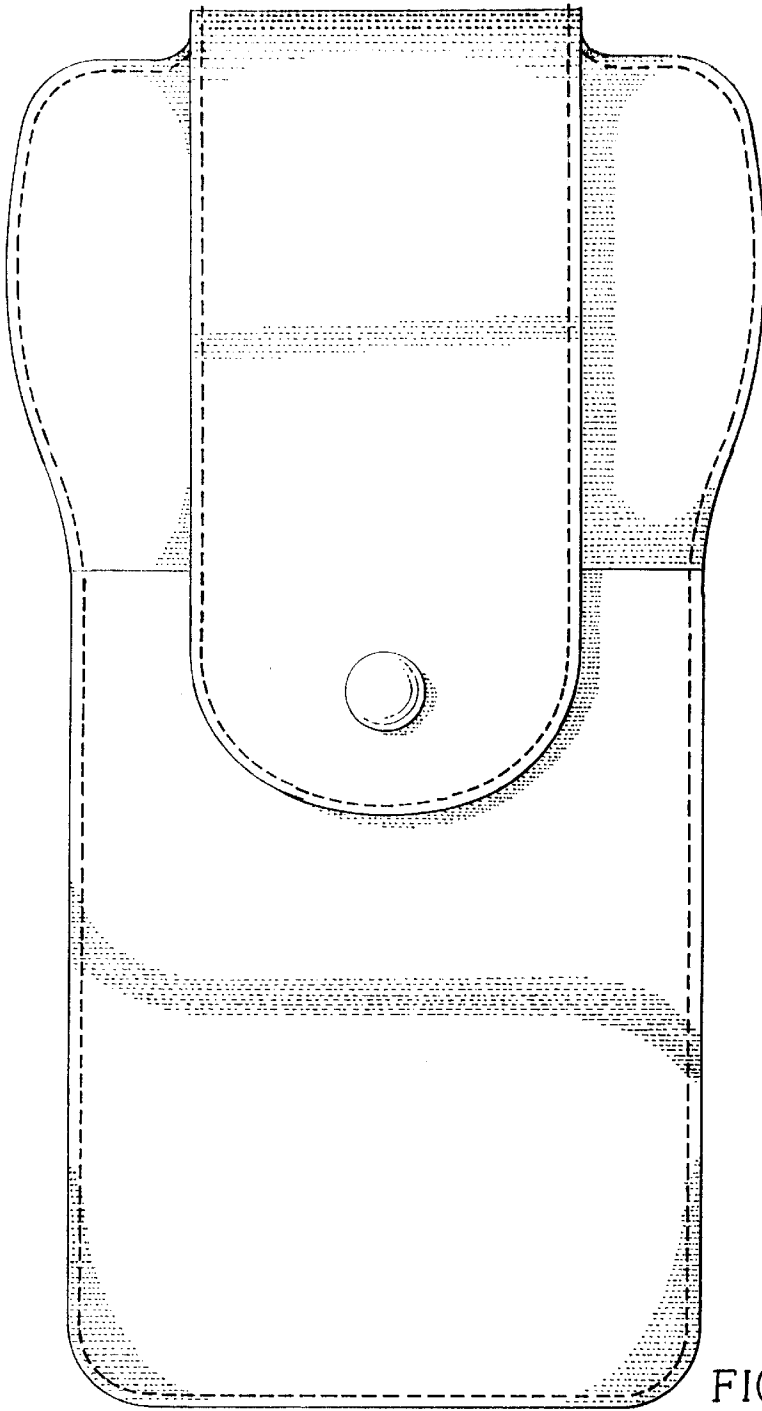


FIG. 1.

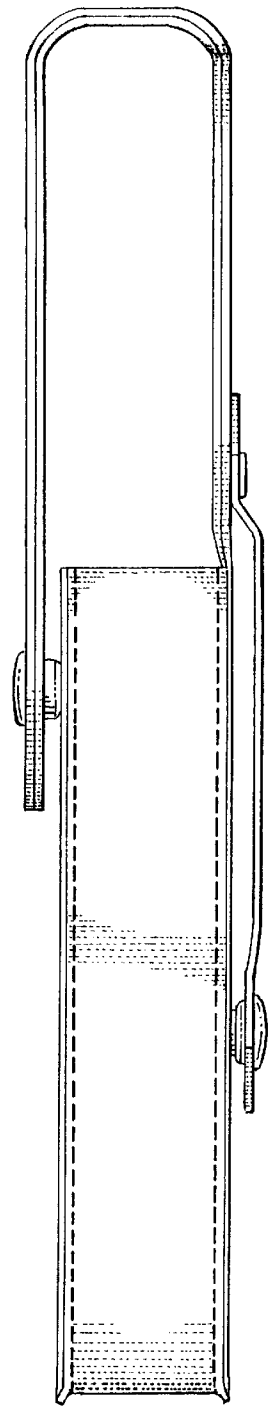


FIG. 2.

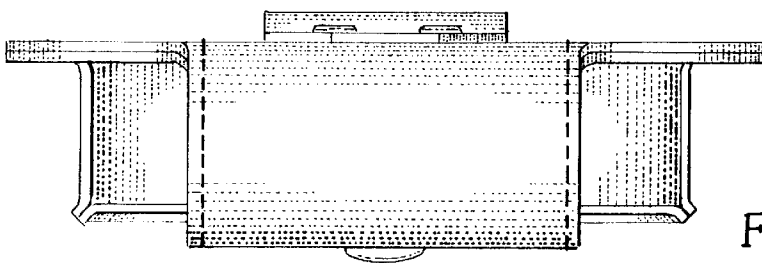


FIG. 3.

FIG. 4.

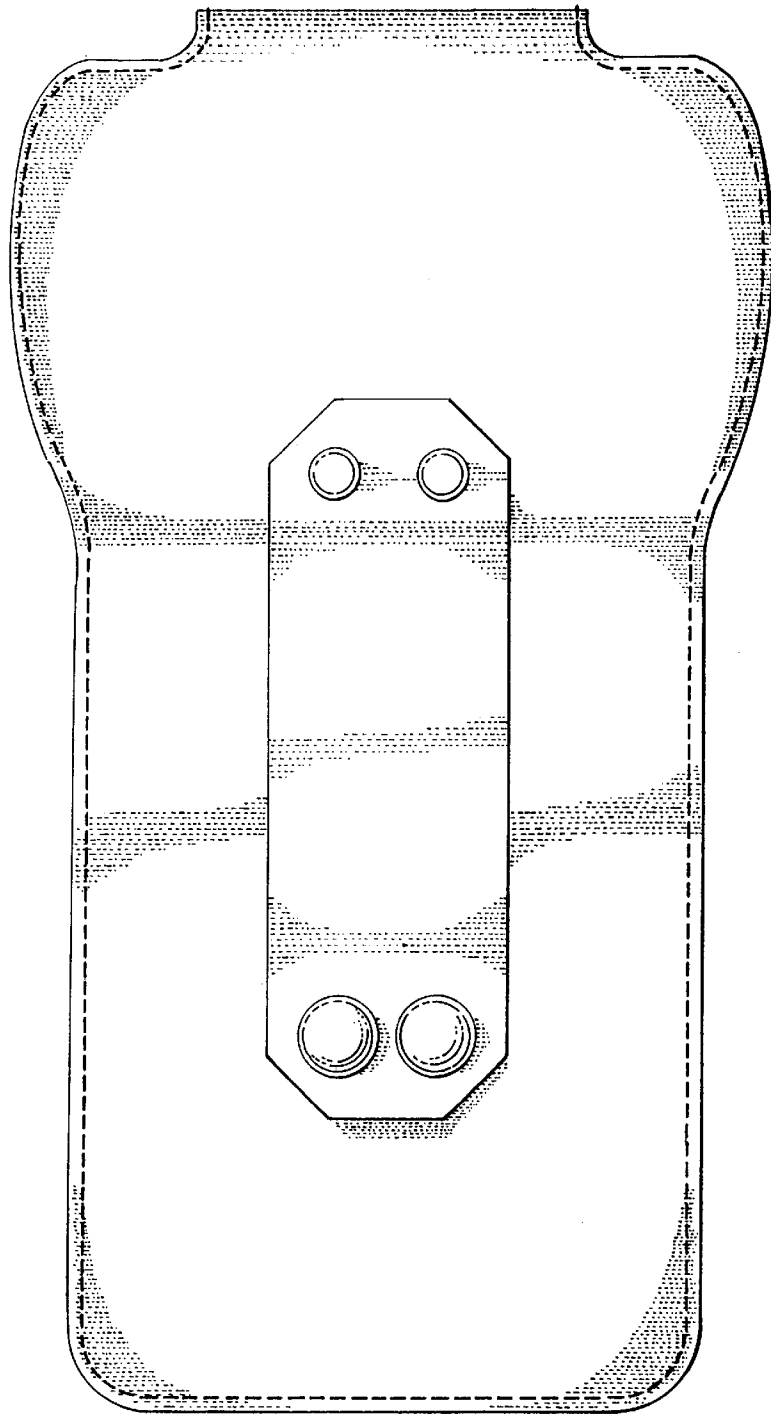


FIG. 5.

