

[54] REVERSIBLE WATCH CASE

[75] Inventor: Jean Bouchet, Troinex, Switzerland

[73] Assignee: Bouchet, Lassale S.A., Geneva, Switzerland

[**] Term: 14 Years

[21] Appl. No.: 737,053

[22] Filed: May 22, 1985

[30] Foreign Application Priority Data

Nov. 27, 1984 [XH] Hague 004474

[52] U.S. Cl. D10/30; D10/38; D10/39

[58] Field of Search D10/30-39; 368/276-285

[56] References Cited

U.S. PATENT DOCUMENTS

D. 77,764	2/1929	Gruen	D10/38
D. 103,942	4/1937	Kolberg	D10/38
D. 103,943	4/1937	Kolberg	D10/38
4,493,561	1/1985	Bouchet	368/276 X

OTHER PUBLICATIONS

Jeweler's Circular-Keystone—9/82—p. 103—Watch at bottom-right.

Swiss Watch & Jewelry Journal—3/81—p. 107—Watch at right.

European Jeweler—11/81—p. 103—Watches at top-left. *Town & Country*—12/82—p. 67—Watches at top.

European Jeweler—2/83—p. 89—Watch at right—2nd from top.

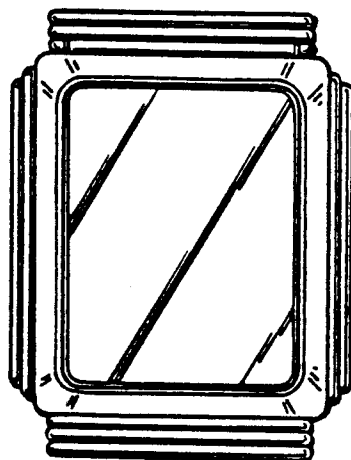
Primary Examiner—Nelson C. Holtje
Attorney, Agent, or Firm—Young & Thompson

[57] CLAIM

The ornamental design for a reversible watch case, as shown.

DESCRIPTION

FIG. 1 is a top plan view of a reversible watch case showing my new design;
 FIG. 2 is a bottom plan view thereof;
 FIG. 3 is a front elevational view thereof;
 FIG. 4 is a rear elevational view thereof;
 FIG. 5 is a left side elevational view thereof;
 FIG. 6 is a right side elevational view thereof;
 FIG. 7 is a top perspective view thereof in a partly open position;
 FIG. 8 is a top plan view in the fully open position;
 FIG. 9 is a front elevational view of FIG. 8;
 FIG. 10 is a rear elevational view of FIG. 8;
 FIG. 11 is a left side elevational view of FIG. 8;
 FIG. 12 is a right side elevational view of FIG. 8.






FIG. 1




FIG. 2



FIG. 3



FIG. 4



FIG. 5



FIG. 6

