



US00D716952S

(12) **United States Design Patent**
Way et al.

(10) **Patent No.:** **US D716,952 S**

(45) **Date of Patent:** **** Nov. 4, 2014**

(54) **DENTAL DEVICE FOR BONE REMODELING**

(71) Applicant: **AlveoGenesis, LLC**, Ossining, NY (US)

(72) Inventors: **Bryce A. Way**, San Jose, CA (US);
Richard Johnson, Briarcliff Manor, NY (US)

(73) Assignee: **AlveoGenesis, LLC**, Ossining, NY (US)

(**) Term: **14 Years**

(21) Appl. No.: **29/453,982**

(22) Filed: **May 3, 2013**

(51) **LOC (10) Cl.** **24-01**

(52) **U.S. Cl.**
USPC **D24/181**

(58) **Field of Classification Search**
USPC D24/176-182, 152, 156; 433/6, 18-24,
433/37, 41-48, 229; 128/861

See application file for complete search history.

(56) **References Cited**

U.S. PATENT DOCUMENTS

5,030,098	A *	7/1991	Branford	433/229
D374,932	S *	10/1996	Engelman	D24/181
8,123,520	B2 *	2/2012	Yamamoto et al.	433/18
8,500,446	B2	8/2013	Lowe et al.	
2006/0281040	A1	12/2006	Kelling	
2009/0042159	A1	2/2009	Yamamoto et al.	
2009/0061375	A1	3/2009	Yamamoto et al.	
2009/0061379	A1	3/2009	Yamamoto et al.	

2009/0061380	A1	3/2009	Yamamoto et al.	
2010/0055634	A1 *	3/2010	Spaulding et al.	433/6
2010/0092916	A1	4/2010	Teixeira et al.	
2012/0040300	A1 *	2/2012	Levens et al.	433/6
2012/0322018	A1 *	12/2012	Lowe et al.	433/6
2013/0273490	A1 *	10/2013	Way et al.	433/6

OTHER PUBLICATIONS

Way et al.; U.S. Appl. No. 29/453,974 entitled "Dental Device for Bone Remodeling," filed May 3, 2013.
Way et al.; U.S. Appl. No. 29/453,983 entitled "Dental Device for Bone Remodeling," filed May 3, 2013.

* cited by examiner

Primary Examiner — Wan Laymon

(74) *Attorney, Agent, or Firm* — Shay Glenn LLP

(57) **CLAIM**

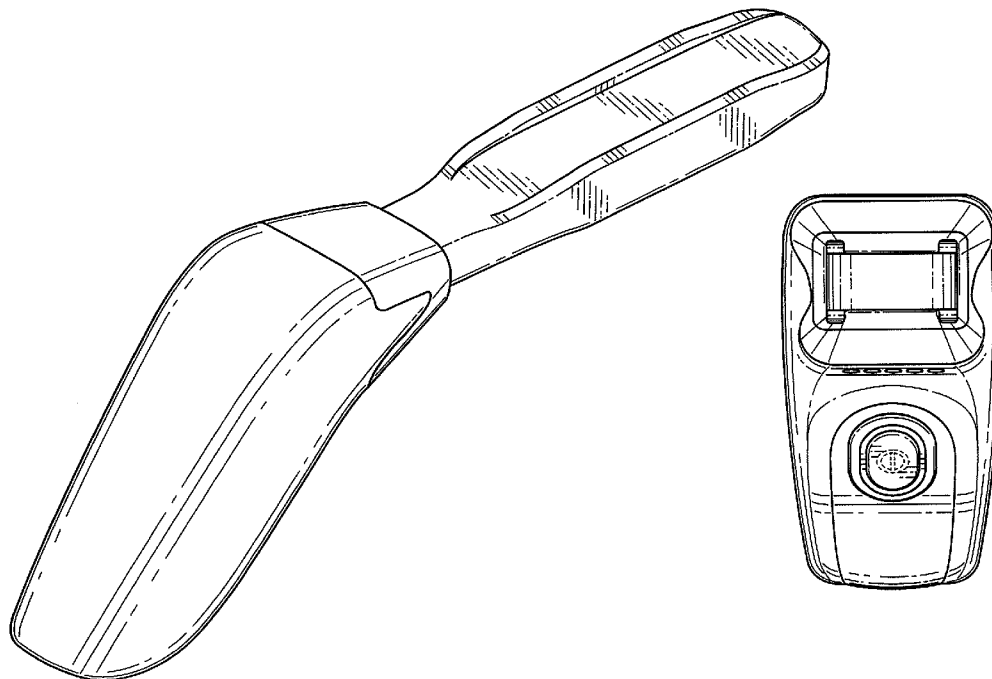
We claim the ornamental design for a dental device for bone remodeling, as shown and described.

DESCRIPTION

FIG. 1 is a perspective view of a dental device for bone remodeling showing our new design;
FIG. 2 is a back view thereof;
FIG. 3 is a front view thereof;
FIG. 4 is a left view thereof;
FIG. 5 is a right view thereof;
FIG. 6 is a top view thereof; and,
FIG. 7 is a bottom view thereof.

The broken lines shown in FIGS. 3 and 7 are included for the purpose of illustrating portions of the dental device for bone remodeling and form no part of the claimed design.

1 Claim, 6 Drawing Sheets



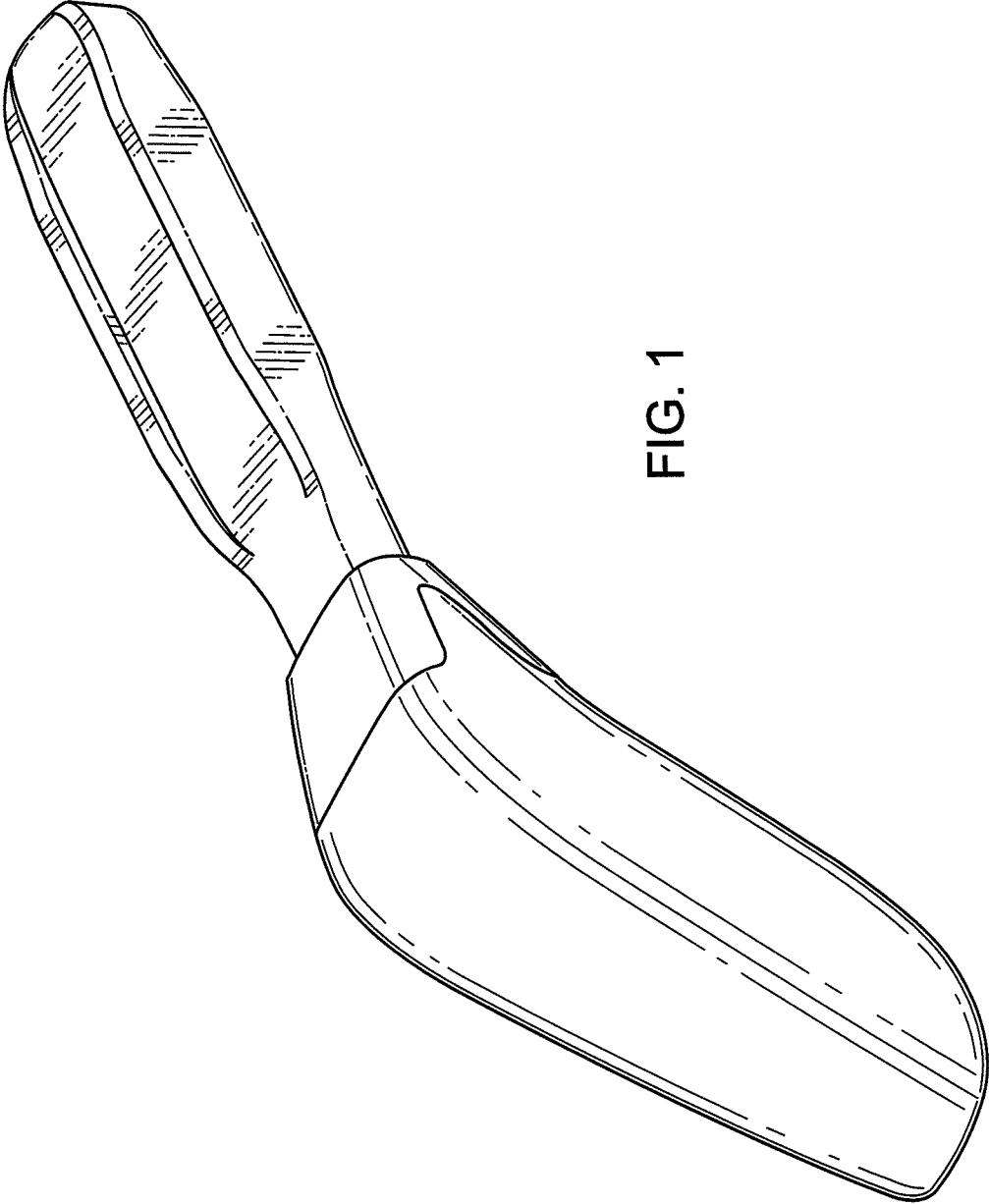


FIG. 1




FIG. 2

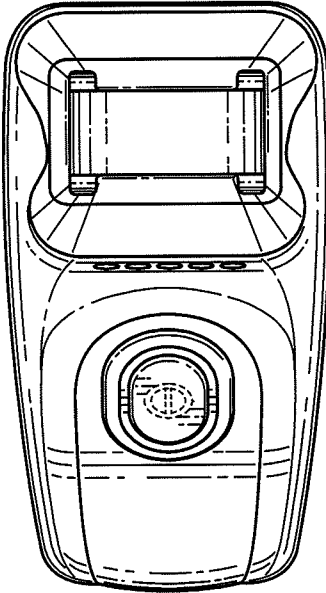


FIG. 3

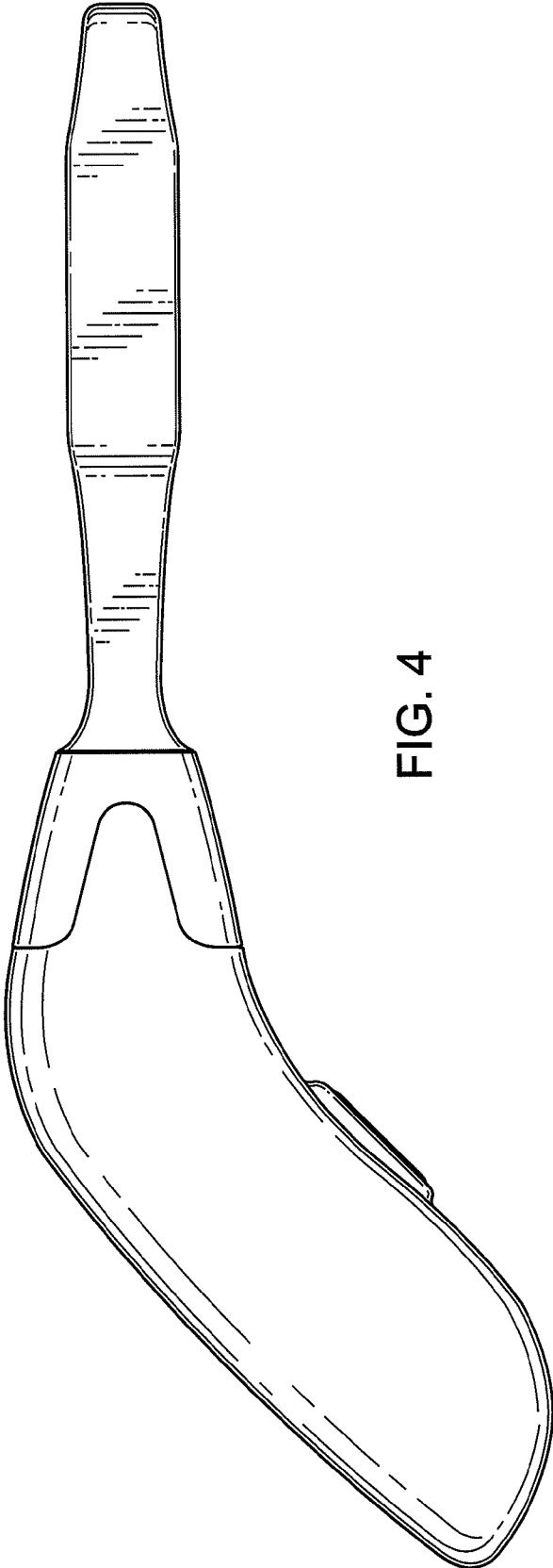


FIG. 4

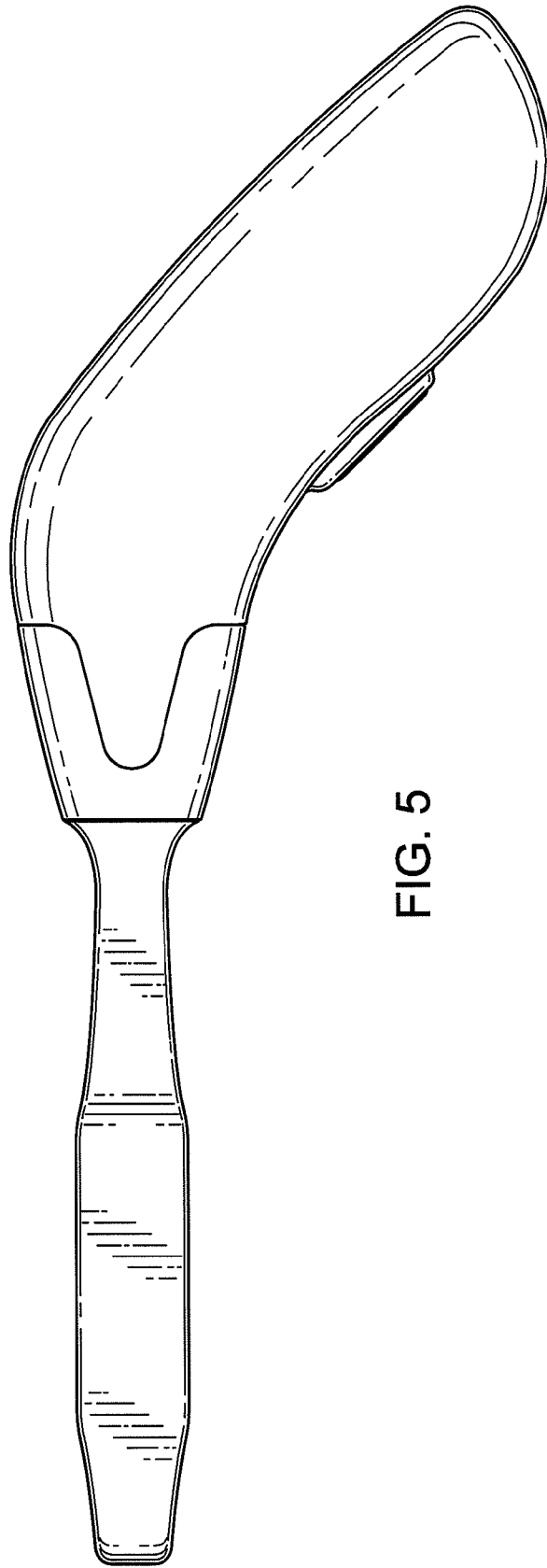


FIG. 5

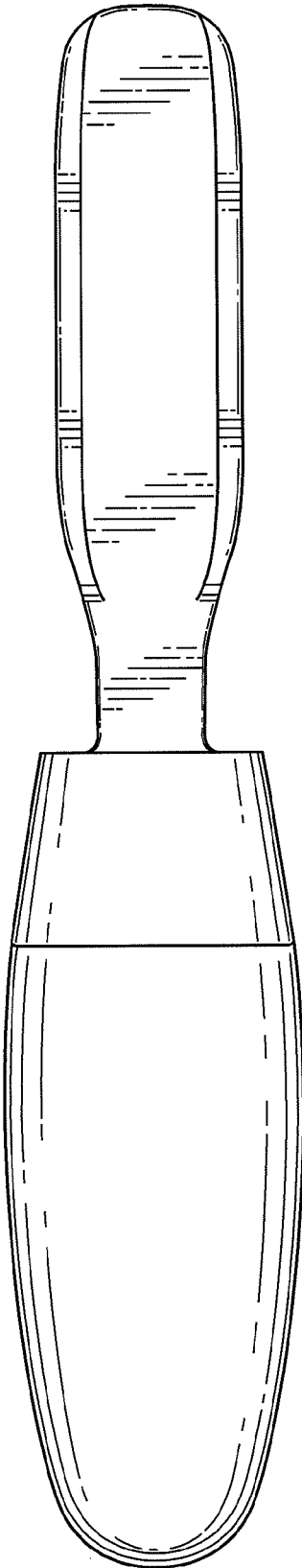


FIG. 6




FIG. 7