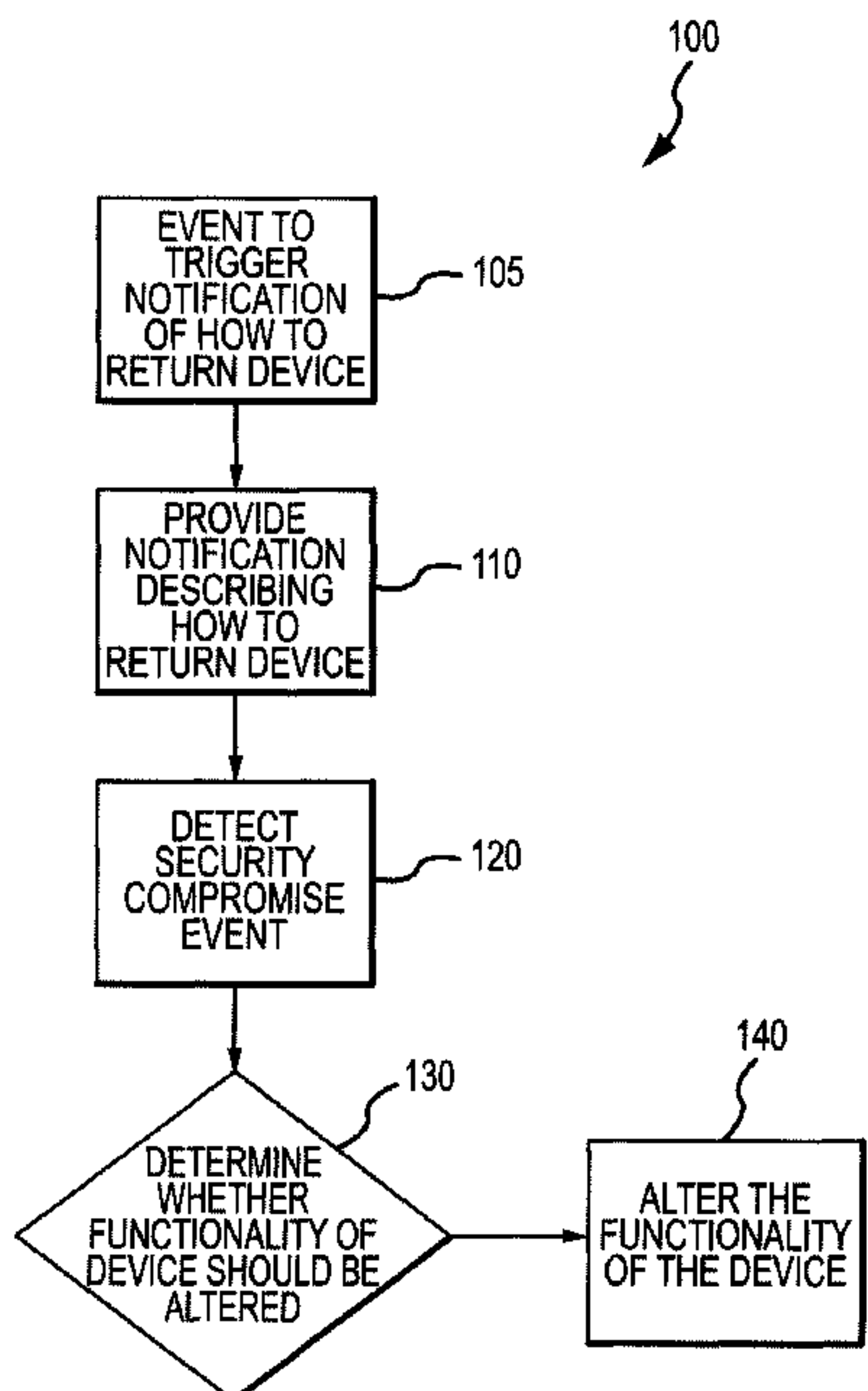




(86) Date de dépôt PCT/PCT Filing Date: 2009/08/24  
 (87) Date publication PCT/PCT Publication Date: 2010/02/25  
 (85) Entrée phase nationale/National Entry: 2012/02/21  
 (86) N° demande PCT/PCT Application No.: IB 2009/006757  
 (87) N° publication PCT/PCT Publication No.: 2010/020877  
 (30) Priorités/Priorities: 2008/08/22 (US61/091,020);  
 2008/09/03 (US12/203,845)

(51) Cl.Int./Int.Cl. *G06F 21/00* (2006.01),  
*H04M 1/725* (2006.01)  
 (71) Demandeur/Applicant:  
 YOUGETITBACK LIMITED, IE  
 (72) Inventeurs/Inventors:  
 FITZGERALD, WILLIAM, IE;  
 PRENDERGAST, PAUL, IE;  
 BERMINGHAM, PETER, IE;  
 HANNIGAN, FRANK, IE  
 (74) Agent: GOWLING LAFLEUR HENDERSON LLP

(54) Titre : VISUALISATION D'INFORMATIONS PAR L'INTERMEDIAIRE D'UNE INTERFACE UTILISATEUR AUXILIAIRE  
 (54) Title: DISPLAY OF INFORMATION THROUGH AUXILIARY USER INTERFACE



**FIGURE 1**

(57) **Abrégé/Abstract:**

The invention is directed to systems and methods for that provide a user interface on an electronic device, the user interface including: (i) an auxiliary interface for receiving input from a user and providing output to the user; and (ii) a primary access interface. Using the auxiliary interface, a message to the user is provided, without requiring the user to be authenticated through the primary access interface.



(12) INTERNATIONAL APPLICATION PUBLISHED UNDER THE PATENT COOPERATION TREATY (PCT)

(19) World Intellectual Property Organization  
International Bureau(43) International Publication Date  
25 February 2010 (25.02.2010)(10) International Publication Number  
**WO 2010/020877 A3**

(51) International Patent Classification:

*G06F 21/00* (2006.01) *H04M 1/725* (2006.01)

(21) International Application Number:

PCT/IB2009/006757

(22) International Filing Date:

24 August 2009 (24.08.2009)

(25) Filing Language:

English

(26) Publication Language:

English

(30) Priority Data:

61/091,020 22 August 2008 (22.08.2008) US  
12/203,845 3 September 2008 (03.09.2008) US(71) Applicant (for all designated States except US):  
**YOUGETITBACK LIMITED** [IE/IE]; Evergreen House, Congress Road, Cork (IE).

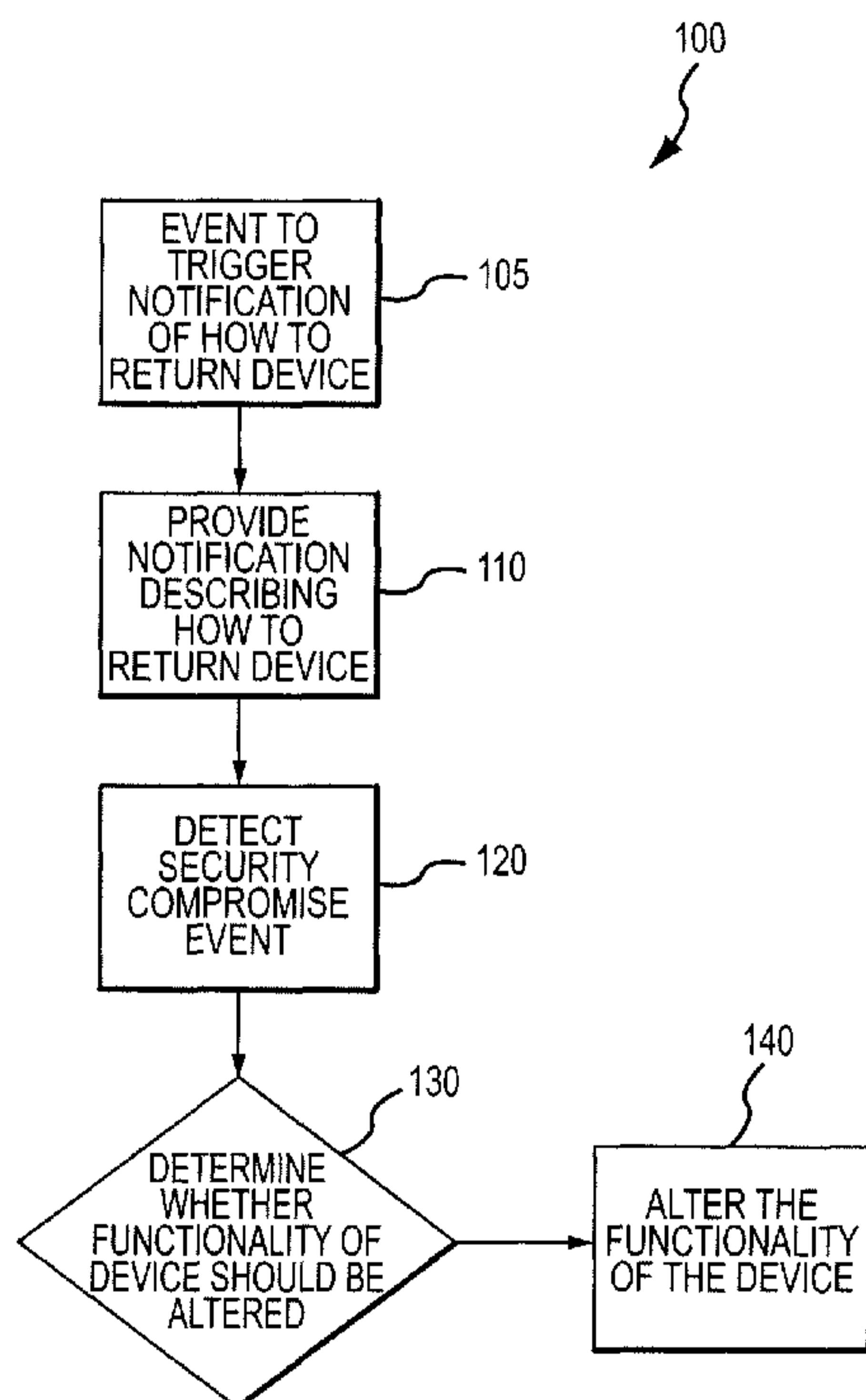
(72) Inventors; and

(75) Inventors/Applicants (for US only): **FITZGERALD, William** [IE/IE]; Evergreen House, Congress Road, Cork(IE). **PRENDERGAST, Paul** [IE/IE]; Evergreen House, Congress Road, Cork (IE). **BERMINGHAM, Peter** [IE/IE]; Evergreen House, Congress Road, Cork (IE). **HANNIGAN, Frank** [IE/IE]; Evergreen House, Congress Road, Cork (IE).(74) Agents: **DE ANNA, Pier Luigi** et al.; Notarbartolo & Gervasi GmbH, Bavariaring 21, 80336 Munich (DE).

(81) Designated States (unless otherwise indicated, for every kind of national protection available): AE, AG, AL, AM, AO, AT, AU, AZ, BA, BB, BG, BH, BR, BW, BY, BZ, CA, CH, CL, CN, CO, CR, CU, CZ, DE, DK, DM, DO, DZ, EC, EE, EG, ES, FI, GB, GD, GE, GH, GM, GT, HN, HR, HU, ID, IL, IN, IS, JP, KE, KG, KM, KN, KP, KR, KZ, LA, LC, LK, LR, LS, LT, LU, LY, MA, MD, ME, MG, MK, MN, MW, MX, MY, MZ, NA, NG, NI, NO, NZ, OM, PE, PG, PH, PL, PT, RO, RS, RU, SC, SD, SE, SG, SK, SL, SM, ST, SV, SY, TJ, TM, TN, TR, TT, TZ, UA, UG, US, UZ, VC, VN, ZA, ZM, ZW.

[Continued on next page]

(54) Title: DISPLAY OF INFORMATION THROUGH AUXILIARY USER INTERFACE



(57) Abstract: The invention is directed to systems and methods for that provide a user interface on an electronic device, the user interface including: (i) an auxiliary interface for receiving input from a user and providing output to the user; and (ii) a primary access interface. Using the auxiliary interface, a message to the user is provided, without requiring the user to be authenticated through the primary access interface.

FIGURE 1

**WO 2010/020877 A3** 

- (84) Designated States** (*unless otherwise indicated, for every kind of regional protection available*): ARIPO (BW, GH, GM, KE, LS, MW, MZ, NA, SD, SL, SZ, TZ, UG, ZM, ZW), Eurasian (AM, AZ, BY, KG, KZ, MD, RU, TJ, TM), European (AT, BE, BG, CH, CY, CZ, DE, DK, EE, ES, FI, FR, GB, GR, HR, HU, IE, IS, IT, LT, LU, LV, MC, MK, MT, NL, NO, PL, PT, RO, SE, SI, SK, SM, TR), OAPI (BF, BJ, CF, CG, CI, CM, GA, GN, GQ, GW, ML, MR, NE, SN, TD, TG).
- Published:**
- *with international search report (Art. 21(3))*
  - *before the expiration of the time limit for amending the claims and to be republished in the event of receipt of amendments (Rule 48.2(h))*
- (88) Date of publication of the international search report:**  
15 April 2010

# DISPLAY OF INFORMATION THROUGH AUXILIARY USER INTERFACE

## CROSS REFERENCE TO RELATED APPLICATIONS

[001] This application is a continuation-in-part of United States Utility Patent Application number 12/060,865 filed April 2, 2008 titled, "System For Mitigating the Unauthorized Use Of A Device," and claims priority to U.S. Provisional Patent Application Serial No. 61/091,020, filed August 22, 2008, the disclosures of which are fully incorporated herein by reference for all purposes.

## NOTICE OF INCLUDED COPYRIGHTED MATERIAL

[002] A portion of the disclosure of this patent document contains material which is subject to copyright protection. The copyright owner has no objection to the facsimile reproduction by anyone of the patent document or the patent disclosure, as it appears in the Patent and Trademark Office patent file or records, but otherwise reserves all copyright rights whatsoever. All trademarks and service marks identified herein are owned by the applicant.

## DESCRIPTION OF THE INVENTION

### Field of the Invention

[003] The present invention relates to systems and methods for providing an auxiliary user interface to a user of an electronic device, and various implementations of methods therefor.

### Background of the Invention

[004] Today, the use of electronic devices is widespread. Such devices can increase a user's productivity and quality of life, but they are susceptible to loss, theft, or unauthorized use. Examples of such devices are cellular phones, portable digital assistants (PDAs), digital cameras, and laptop computers. These devices often carry private, confidential and/or difficult-to-replace data, and the loss of such data further compounds the loss of the electronic device since, while an electronic device that has been lost or stolen can be physically replaced, oftentimes the data stored on such a device is confidential and/or irreplaceable.

[005] Additionally, the authorized user (which may or may not be the owner) of a lost or stolen device may have to deal with ramifications, such as the misuse of information if an unauthorized user (as used herein, "unauthorized user" means anyone than the authorized user or someone authorized by the authorized user to use the device) gains access to information stored on the device. Further, it is not uncommon for hours or even days to elapse before the owner or authorized user of such a device discovers the loss, and during that time, an unauthorized user may be accessing sensitive data, misappropriating information, or running up charges for goods or services on the authorized user's accounts.

[006] Many electronic devices offer a primary access interface, where a user first is presented with an opportunity to gain access to the electronic device. Such a primary interface often includes one or more fields to enter a userid and/or password, and upon successful authentication, the user is given access. Embodiments of the

present invention allow a user to gain access to useful features of the electronic device without having to log in or otherwise be authenticated.

### **SUMMARY OF THE INVENTION**

[007] Both the foregoing summary and the following detailed description are exemplary and explanatory only and are not restrictive of the invention as claimed.

[008] Matter 23 - Methods and systems according to the present invention provide a user interface on an electronic device, the user interface including: (i) an auxiliary interface for receiving input from a user and providing output to the user; and (ii) a primary access interface. Using the auxiliary interface, a message to the user is provided, without requiring the user to be authenticated through the primary access interface.

### **BRIEF DESCRIPTION OF THE DRAWINGS**

[009] A more complete understanding of the present invention may be derived by referring to the detailed description and claims when considered in connection with the following illustrative figures.

[010] Figure 1 is a flow diagram depicting an exemplary process of the present invention.

[011] Figure 2 is a flow diagram depicting an exemplary process of the present invention with respect to a device on which telephone calls can be made.

[012] Figure 3 is a flow diagram depicting substeps of step 120 according to an exemplary method of the invention.

[013] Figure 4 is a flow diagram depicting substeps of step 120 according to an exemplary method of the invention.

[014] Figure 5 is a flow diagram depicting substeps of step 120 according to an exemplary method of the invention.

[015] Figure 6 is a diagram showing various functionalities of the invention, one or more of which may be included in step 140.

[016] Figure 7 is a diagram depicting various functionalities of the invention, one or more of which may be included in step 680.

[017] Figure 8 is a block diagram depicting an exemplary system according to various aspects of the present invention.

[018] Figures 9-16 depict exemplary notification measures that can be provided on a mobile computing device such as a laptop computer in accordance with the present invention.

[019] Figures 17-25 depict exemplary notification messages that may be displayed on a cellular phone, a PDA, or handheld mobile device.

[020] Figures 26-37 depict exemplary screens and processes associated with a host server as exemplified by embodiments of the present invention.

[021] Figures 38-58 illustrate installation and registration of a software application downloaded onto a mobile device.

[022] Figures 59-64 illustrate embodiments of the present invention showing a process for uninstalling the application from a mobile device.

[023] Figure 65 illustrates an auxiliary interface for an electronic device in accordance with another aspect of the present invention.

[024] Figure 66 illustrates a block diagram of a system of the present invention incorporating the electronic device including an application programming interface, or API, and various linked remote components.

[025] Figure 67 shows a system of the present invention for providing advertising services through the auxiliary interface of an electronic device.

### **DETAILED DESCRIPTION OF EXEMPLARY EMBODIMENTS**

[026] As used herein, the term “mobile device,” “mobile electronic device,” or “device” generally refers to any electronic device capable of being lost or stolen. A mobile device may be a stand-alone device such as a laptop computer, a desktop computer, a mobile subscriber communication device, a mobile phone, a personal digital assistant (PDA), a data tablet, a digital camera, a video camera, a video game console, a media player, a global positioning system (GPS), Universal Serial Bus (USB) keys, mobile weapons, and combinations thereof. A mobile electronic device may also be any electronic device integrated with another system or device. For example, a stereo, global positioning system, or other electronic device contained within a vehicle may be monitored and protected in accordance with the present invention. Software to implement methods of the present invention can be (1) installed on, or (2) downloaded onto a mobile device indirectly or directly at any time by an authorized user through the Internet, SMS text message, or in any other suitable manner and at any suitable time for carrying out a method according to the invention. For example, the software may be installed on the device when purchased or downloaded after the device is purchased, or even after the device is lost or stolen. The mobile device may be insured against loss



or theft, and systems and methods of the present invention may operate as part of, or in addition to, an insurance policy on the mobile device.

[027] An authorized user of a mobile device may qualify for a lower insurance premium if the insured mobile device is protected by a lockout or recovery service as provided by embodiments of the present invention. In another embodiment, an insurance company may mandate recovery or lockout services be provided with an insured device where a claim against the policy may result in replacement for lost or stolen mobile devices. Therefore, embodiments of the present invention assist with preventing insurance fraud. For example, if a parent buys a new phone and insures the phone against loss or theft, the parent may desire to give the insured phone to one of his/her children and file an insurance claim to replace the donated phone, claiming it as a lost or stolen device, thus avoiding the cost of purchasing a new phone. The present invention may be used to prevent such a fraudulent claim, by, for example, disabling use of the alleged lost or stolen phone, detecting attempted use of the alleged lost or stolen phone, or tracking location or users of the alleged lost or stolen phone.

[028] In one embodiment, a mobile device operating in conjunction with the present invention includes a wireless transceiver to communicate with other systems and devices through a wireless system such as a wireless mobile telephony network, General Packet Radio Service (GPRS) network, wireless Local Area Network (WLAN), Global System for Mobile Communications (GSM) network, Personal Communication Service (PCS) network, Advanced Mobile Phone System (AMPS) network, and/or a satellite communication network. Mobile devices operating in conjunction with the present invention may also communicate with other systems and devices through any

other type of connection, such as a wired Internet connection, a wireless Internet connection, a cellular telephone network connection, a wireless LAN connection, a wireless WAN connection, an optical connection, a USB connection, a mobile device synchronization port connection, a power connection, and/or a security cable.

[029] Systems and methods of the present invention may be employed as part of a subscriber-based service to help protect and recover a wide variety of different mobile devices. Authorized users can be linked to multiple mobile devices using a unique identifier for each device. Any suitable identifier may be provided, such as the serial number of the mobile device (or a component thereof), or a numeric, alphabetic, alphanumeric, or other identifier. The identifier can be used to verify the identity of authorized users associated with the device, as well as to monitor the mobile device and provide for its recovery should it be lost or stolen. In one embodiment of the present invention, for example, the identifier and information for associated authorized users may be stored in a storage medium (such as a memory on the mobile device or a central server) for future reference.

[030] Moreover, a system and method according to the invention may have a different response for different inputs or conditions, including the sensing of varying threat levels. For example, a laptop sensing that it is in a prohibited area (such as outside of a building to which it is assigned or in a foreign country) might prevent access with one or more encryption techniques, delete data or corrupt the hard drive to make data retrieval difficult or impossible. The same laptop, upon receiving a signal that it is lost within a building to which it is assigned could simply provide notification describing how to return the laptop.

[031] Any combination and/or subset of the elements of the methods depicted herein may be practiced in any suitable order and in conjunction with any suitable system, device, and/or process. The methods described and depicted herein can be implemented in any suitable manner, such as through software operating on the mobile device and a host server. The software may comprise computer-readable instructions stored in a medium (such as the memory of the mobile device or host server) and can be executed by one or more processors to perform the methods of the present invention.

[032] Turning now to the figures, where the purpose is to describe preferred embodiments of the invention and not to limit same, exemplary methods according to various aspects of the present invention are depicted in Figures 1-7.

[033] In method 100 illustrated in Figure 1, a notification is provided by a mobile device to an authorized user (110) describing how to return the mobile device. As used herein, "unauthorized user" means any person other than the authorized user. The notification can be provided in any number of ways and be triggered by any suitable event. For example, the notification may be a visual display or an audio signal, such as a voice. The notification should provide adequate information to the unauthorized user to enable the unauthorized user to return the device, and could include one or more of a phone number, address or email address. The notice could also offer a reward for return of the device.

[034] The notice could be triggered in any suitable manner. For instance, the authorized user could send a signal to the device to display the notice, or the authorized user could contact a service that would send a signal to the device to activate the

notice. The notice could also be displayed automatically, for example, if the wrong password were keyed in a predetermined amount of times or if the device sensed it was in a certain geographical area. Any other suitable self-triggering event could also be utilized.

[035] Another and optional feature of the device is detection of a security compromise event (120) and a determination (130) of whether the function of the device should be altered in response to the security compromise event. If appropriate, the functionality of the device is altered (140) if a security compromise event (including the device being lost or stolen).

#### PROVIDING NOTIFICATION DESCRIBING HOW TO RETURN THE MOBILE DEVICE

[036] In an exemplary process 100 according to the present invention depicted in Figure 1, an event 105 triggers a notification to be provided 110 by the device describing how to return the device. The notification may be provided in any manner, such as by using a display, microphone, or other user interface feature(s) of the mobile device. The notification may include any symbols, characters, numbers, graphics, sounds (including recorded voice messages and/or music), and/or any other indicia to aid in describing how to return the device (for example a message displayed on a screen).

[037] The notification may include, for example, one or more of a telephone number for a service providing recovery instructions or the telephone number of the authorized user, a turn-in location or address, instructions to activate a feature of the mobile device to initiate a return process, a web address for a service providing recovery instructions, and/or a clickable link to a website comprising recovery

instructions. The notification may also include a message that a reward is available for turning in the device to a recovery service. In one embodiment of the present invention, the notification is displayed on the login screen (including the mechanism for returning the device) such that it is the first information seen by a user before the user can access the device. If an authorized user (such as the owner) fears they have lost control of the device they can remotely activate the application on the mobile device and make sure that access is restricted to only showing a notification and details on how to return the device. One benefit of this approach is the preservation of the confidential nature of the information located on the mobile device, essentially protecting sensitive information from unauthorized access. An innocent finder of the mobile device is also able to return the device without having to bypass or break the password on the mobile device to determine the identity of the authorized user.

[038] When the notification is provided a separate signal or message that the mobile device has been lost or stolen. The notification can help an unauthorized user of the mobile device return it to its authorized user, and the notification is likely to increase the probability that the unauthorized user will do so, since he/she is provided with the appropriate instructions or information. Additionally, the conspicuousness of the notification may also deter an unauthorized user who is a thief from stealing the mobile device or attempting to keep, use, or sell the mobile device.

[039] The notification may be provided to any person (such as the unauthorized person currently in possession of the mobile device), as well as other individuals, systems, and devices in communication with the mobile device. In one exemplary embodiment of the present invention, referring to Figure 2, providing a notification (110)

describing how to return a mobile device (such as a mobile phone) may include: determining a phone number (210) dialed by the current unauthorized user of the mobile device, calling the phone number (220), and presenting a message (such as pre-recorded, text or message from a live person) (230). The message may include any desired information, such a notice that the mobile device has been reported lost or stolen, and/or instructions to assist in initiating return of the mobile device.

[040] Alternate embodiments may include presenting an SMS text message, an email message (e.g., sent to an email address of the current user), a sequence of dual-tone multi-frequency (DTMF) tones, and/or any other message type. This allows the mobile device to alert the unauthorized user in possession of the mobile device that he/she is not authorized to use the device and/or provides instructions on how to return the device. This may expedite the return of the mobile device, as well as to deter individuals from stealing or withholding the device from its rightful owner.

[041] The mobile device may include a read-only memory. For purposes of the present application, a read only memory (also known as a "ROM") includes not only non-modifiable memories such as mask ROMs and one-time programmable PROMs, but also persistent memories that may not be directly or indirectly modified through the user interface of a mobile device. Such persistent memories may include such storage devices such as field programmable ROMs, EPROMs, EEPROMs, FLASH memory, magnetic storage devices, optical storage devices, or other storage devices. In various embodiments of the present invention, an application may reside in a read-only memory of the mobile device detects that a security compromise event has occurred. In selected instances, the application may not be terminated by a current user of the

mobile device if the current user is not the authorized user, providing additional security to prohibit unauthorized users from tampering with security protocols.

[042] The mobile device may present an automated message with a variety of content to achieve any desired result to mitigate loss of control. For example, but not by way of limitation, the mobile device when detecting that a security event has occurred, may present an automated message to a current user of the mobile device, wherein the automated message comprises at least one of a notification: that the mobile device has been lost or stolen; that the current user may press any button to initiate contact with a security authority; that the current user of the mobile device should return the device; commanding the current user to return the device; that a reward is offered for the prompt return of the mobile device; and providing instructions for return of the mobile device.

[043] The notification may be provided using some or all of the user interface capabilities of the mobile device. For example, a notification for a laptop computer may include a large, message on the screen to draw the attention of observers that it is protected, and/or one or more sounds (including music, pre-recorded speech and alarm) played through the laptop's speaker. Similarly, a cell phone could present a text display and/or emit sounds to instruct the unauthorized user how to return the device or an alarm sound to attract attention to the unauthorized user and make it undesirable to keep the device. The notification may be presented through one or more of any other user interface feature(s) integrated with, or in communication with, the mobile device, such as a printer.

#### DETECTING A SECURITY COMPROMISE EVENT

[044] In the exemplary method shown in Figure 1, the mobile device detect that a security compromise event (120) has occurred. As used herein, a “security compromise event” generally refers to any situation where the mobile device (or any physical or functional portion thereof) is (or may be) outside the exclusive control of an authorized user, and a device may be able to detect multiple types of security compromise events, in which case the device may have different responses for different types of security compromise events.

[045] A security compromise event may be actual (e.g., the mobile device has actually been stolen), or perceived (e.g., an authorized user is uncertain as to the status of the mobile device, but believes it may be lost or stolen). A security compromise event may include the loss of control of the mobile device by the authorized user, the theft of the mobile device, a loss of knowledge as to the whereabouts of the mobile device, the intrusion of an electronic threat (e.g., an electronic virus, an electronic worm, and/or an electronic trojan horse), the unauthorized access or attempted unauthorized access to private information in the mobile device, use of the mobile device in a manner not authorized by a wireless service provider, the device sensing it is in an unauthorized location, entering an incorrect password multiple times, any other event where compromise of the ownership or security of the mobile device is indicated.

[046] A security compromise event may be detected by the mobile device itself, and may be also be reported by an authorized user directly to the device or indirectly such as through a security authority or other entity, system or device in communication with the mobile device.



[047] The mobile device may detect a security compromise event in any manner, such as by receiving a message from an authorized user or a security authority (such as a governmental law enforcement organization, private security firm, and/or insurance agency), and in response to the message determining that a breach of security has occurred. The security authority may communicate with the mobile device in any desired manner, such as through software operating on a host server in communication with a database. As an example, an authorized user can report his/her mobile device is missing to the security authority and instruct the security authority to signal the mobile device of a security threat (i.e., the user believes the mobile device has been lost, stolen, or may otherwise be subject to unauthorized access). The functionality of the mobile device can then be altered as a result (140), as discussed further below.

[048] In another embodiment, detecting, by the mobile device, that a security compromise event has occurred further comprises: obtaining, from a security authority, a pre-stored list of phone numbers characterizing allowable use of the mobile device; comparing a current phone number to the pre-stored list of phone numbers; and determining that the current phone number indicates that a call involving the current phone number is not authorized. In various embodiments, determining that the current phone number indicates that a call involving the current phone number is not authorized further comprises one of: determining: that the current phone number is a phone number associated with a call received by the mobile device; and the current phone number is not present within a first subset of the pre-stored list of phone numbers, the first subset comprising phone numbers associated with calls that may be received by

the mobile device; or the current phone number is present within a second subset of the pre-stored list of phone numbers, the subset comprising phone numbers associated with calls that may not be received by the mobile device; and determining: that the current phone number is a phone number associated with a call placed by a current user of the mobile device; and the current phone number is not present within a third subset of the pre-stored list of phone numbers, the third subset comprising phone numbers associated with calls that may be placed by the mobile device; or the current phone number is present within a fourth subset of the pre-stored list of phone numbers, the fourth subset comprising phone numbers associated with calls that may not be placed by the mobile device. In other implementations, determining that the current phone number indicates that a call involving the current phone number is not authorized further comprises determining: that the current phone number is a phone number associated with a call received by the mobile device; and the current phone number is not present within a first subset of the pre-stored list of phone numbers, the first subset comprising phone numbers associated with calls that may be received by the mobile device; or the current phone number is present within a second subset of the pre-stored list of phone numbers, the subset comprising phone numbers associated with calls that may not be received by the mobile device.

[049] Any notifications may be provided upon detecting a security compromise event, and in addition to other embodiments specified herein, a pre-designated contact may be notified that an unauthorized call has been received by the mobile device. Such a pre-designated contact may be identified by the authorized user at any time, such as during a registration process.

[050] In another embodiment, determining that the current phone number indicates that a call involving the current phone number is not authorized further comprises determining: that the current phone number is a phone number associated with a call being placed by a current user of the mobile device; and the current phone number is not present within a third subset of the pre-stored list of phone numbers, the third subset comprising phone numbers associated with calls that may be placed by the mobile device; or the current phone number is present within a fourth subset of the pre-stored list of phone numbers, the fourth subset comprising phone numbers associated with calls that may not be placed by the mobile device. In the event that a security compromise event has been detected, the mobile device may request a PIN number from the current user; and if the PIN number matches a predetermined PIN number, the current user of the mobile device may be allowed to place the call.

[051] The mobile device may authenticate the validity of a message from a security authority, such as by computing a digest of the message and comparing the digest value to a previously stored authorization digest value. The computed digest value may be produced by providing the received message to a hashing algorithm such as the MD5 or SHA-1 Secure Hashing Algorithm as specified in National Institute of Standards and Technology Federal Information Processing Standard Publication Number 180-1, the disclosure of which is incorporated by reference herein in its entirety. The authorization digest value can be any number, code, value, or identifier that allows a received message to be identified as a valid transmission from a security authority. The stored authorization digest value can be provided to the mobile device upon activation of a loss/theft recovery service, as well as in any other desired manner.

Unless the authorization digest value matches the stored digest value, the message will not be authenticated and can be disregarded (if desired). A mobile device acting on a message from a security authority need not necessarily be predicated upon successful authentication of the message, however. The mobile device may authenticate the validity of the message in any other desired manner.

[052] The mobile device may also authenticate the validity of a message from a security authority or other source by decrypting at least part of the message with a public key associated with the sender of the message as part of an asymmetric encryption algorithm. Asymmetric encryption algorithms and techniques are well known in the art. See, for example, RSA & Public Key Cryptography, by Richard A. Mollin, CRC Press, 2002, and United States Patent No. 4,405,829, issued September 20, 1983, the disclosures of which are fully incorporated by reference herein. In an illustrative example, if two parties (for example, "Alice" and "Bob") wish to communicate securely using public key cryptography, each party begins by generating a unique key pair, where one of the keys is a private key that is kept in confidence by that party, and the other key is a public key that may be publicly distributed, published only to a message recipient, or made available through a public key infrastructure. The key generation step need be done by a party only once, provided that the party's private key does not become compromised or known by another party. If Alice wants to send a message confidentially to Bob, she may use Bob's public key to encrypt the message, and once sent, only Bob can decrypt and view the message using Bob's private key. But if Alice also wanted Bob to have assurance that the message was in fact coming from her, she could further encrypt the message with her private key before sending,

then when Bob's private key and Alice's public key are used to decrypt the message, Bob knows for certain that he was the intended recipient and that Alice was the one who originated the message, and Alice knows that only Bob will be able to decrypt and read her message.

[053] Such a scheme may be utilized with embodiments of the present invention. In an embodiment, full two-way public encryption is used to authenticate that the sender is in fact the security authority (for example) and that the recipient of the message indicating a security compromise event has occurred is in fact the intended recipient. Alternatively, messages may be encrypted with only the private keys of the sending entity, and decrypted with the public keys to expedite processing time. Such encryption schemes assist with validation of security compromise event communications, both in providing validation of the source and destination of messages, as well as providing a means to security transmit commands to a compromised mobile device.

[054] In alternate embodiment, encrypted or unencrypted data can be transmitted to and from the mobile device through an encrypted transmission protocol, such as the wireless encryption protocols (WEP, WPA and WPA2) associated with the IEEE 802.11 wireless protocols. Any number of other encryption methods can be used to encrypt data communicated to and from the mobile device in conjunction with the present invention.

[055] A mobile device operating in conjunction with the present invention may receive information that a security compromise event has occurred from a security authority or other source using any number of messages in any format. For example,

embodiments of the present invention may receive information in an SMS text message, a voice mail message, an email message, and/or a predetermined sequence of one or more DTMF tones. The message can be of any desired format. For example, the message can be included in a file having a tokenized format such as standard ASCII text format, or any other suitable standardized file format, such as an MS Word document, MS Excel file, Adobe PDF file, or binary picture file (JPEG, bitmap, etc.). The data within such a file can be ordered in any manner and have any suitable delimiters, notations, or other features. The message may also have a unique and/or propriety format.

[056] In one embodiment, the message indicating a security compromise event occurred may be encoded in files such as binary picture files via steganographic techniques, so that any person viewing the file or picture may see an acceptable image while a hidden message is encoded in the data in the file and may be accessed by appropriate software techniques. For example, by sending a graphic image in a file that is named in a manner to solicit a user to open the message/file (for example, "HotJessica.JPG"), then the current user of the mobile device may open the file which then triggers software on the mobile device to scan the image file, thereby extracting and decoding the steganographically encoded data from the image file. The mobile device may then interpret the decoded data, and if a lockdown event is indicated, the device may take predetermined actions to partially or completely disable use of the device in any of the manners described herein. The software on the mobile device may execute surreptitiously, whereby the application may execute forensic evidence gathering features such as taking a picture of the current user's face while the user is

looking at the image file just opened while the current user is unaware that he/she is being photographed or otherwise logged. Other commands may be sent via encoded or concealed messages, such as commands resetting the password of the device to an alternate or more secure password.

[057] The format of the message can also be based on the method by which the message is transmitted to the mobile device. For example, where the message is transmitted to the mobile device using a wireless telephone connection, the message can be formatted as an SMS text message. Similarly, the message may be formatted as an XML record, email, and/or facsimile. The message can include multiple formats and/or multiple messages, and may be formatted having different formats for transmission in a variety of methods or to a variety of different mobile devices. A message received from a security authority, host server, authorized user, or other source may also include other information, such as instructions for altering the functionality of the mobile device as discussed further below.

[058] In one embodiment of the present invention, a mobile device may be configured to assume a low-power, quiescent, or standby state, whereby the device may receive notifications from an authorized user or server such as a server administered by a security authority. Upon receiving such notification, the mobile device may take action at an appropriate time, based on contents of the notification. The mobile device may transition from a standby state to poll a server to determine whether a notification is waiting, and if so, downloads and acts upon the contents of the notification. Additionally or alternatively, the mobile device has a buffering provision that is capable of receiving notifications transmitted by a server or security authority, and

acting upon the contents of the message at an appropriate time, such as when the message is received or at a predetermined time interval.

[059] A mobile device may also detect a security compromise event by determining that the mobile device has been disassociated with a designated companion device. The mobile device may be associated with any desired type of device(s). For example, a mobile telephone may be a companion device to another mobile telephone. The two mobile telephones may be associated through a wireless connection (such as a Bluetooth connection), and the loss of the wireless connection may be used to trigger a security compromise event. Similarly, a security compromise event can be triggered when a mobile device is separated from a plurality of companion devices.

[060] The mobile device may determine that it has been disassociated with the companion device in any desired manner, such as by measuring a power level of a wireless signal transmitted by the companion device, and determining that the measured power level has decreased below a predetermined threshold level. Additionally, the mobile device can determine it has been disassociated with the companion device by transmitting a message to the companion device and determining that a message was not received from the companion device that satisfies a predetermined confirmation criterion (e.g., an expected acknowledgement transmission). Additionally, the mobile device can determine it has been disassociated with the companion device where it is unable to establish a communications link with the companion device, or where the companion device sends a signal to the mobile device indicating that access to the mobile device should be restricted. The mobile



device may determine it has been disassociated with the companion device when an amount of incident light illuminating at least one surface of the mobile device has varied from a predetermined threshold range. For example, if the mobile device is removed from a companion device such as a purse, carrying case, holster or briefcase, the increase in ambient light on at least one surface of the mobile device could be detected by an included sensor, indicating the device has been removed from a desired location. Similar approaches may include activating a security event check when, a case enclosing the mobile device is opened or if a light sensor in a mating surface between the mobile device and its companion device suddenly detects light when the two devices are disconnected or undocked.

[061] The mobile device may be associated with a companion device in any desired manner, such as by pairing the mobile device with the companion device via a wired link and/or a wireless link. Any desired wireless link and communications protocol may be used to pair a mobile device with a companion device. For example, a wireless link may include an ISO 14443 protocol, an ISO 18000-6 protocol, a Bluetooth protocol, a Zigbee protocol, a Wibree protocol, an IEEE 802.15 protocol, an IEEE 802.11 protocol, an IEEE 802.16 protocol, an ultra-wideband (UWB) protocol; an IrDA protocol, and combinations thereof. Likewise, a wired link may be implemented to pair a mobile device with a companion device, such as by using a computer network connection, a USB connection, a mobile device synchronization port connection, a power connection, and/or a security cable.

[062] A security compromise event may be associated with a change in the hardware of the mobile device. For example, a security compromise event may be

determined when an identifier of a hardware identity module (such as a universal subscriber identity module and/or a removable user identity module) in communication with the mobile device does not match one or more predetermined authorized identifiers. Any desired identifier may be used in conjunction with the present invention, such as an electronic serial number, a local area identity identifier, an integrated circuit identifier, an international mobile subscriber identifier, an authentication key identifier, and/or an operator-specific emergency number identifier.

[063] The hardware identity module identifier may be transmitted to a host server, stored in a storage medium (such as the memory of the mobile device or host server), or processed in any other desired manner. For example, the identifiers associated with hardware of a mobile device (e.g., hard drive, SIM card, or other hardware) can be used to determine whether an unauthorized user is attempting to circumvent software or hardware security protocols protecting the mobile device. The hardware identity module identifier (as well as any other data used in conjunction with the present invention) may be stored in any suitable manner, such as by using a memory storage device integrated with, or in communication with, the mobile device. The hardware identity module may also be encrypted, hidden, or protected in any other desired manner.

[064] A security compromise event can be based on a change in a single hardware component of a mobile device, as well as on an overall hardware configuration of the mobile device. For example, the hardware configuration for a mobile device such as a laptop computer may include the identities of a particular hard drive, battery, RAM, BIOS, and other components of the laptop. The hardware

configuration for the laptop can be stored (e.g., by a central server and/or the mobile device) and then compared against the current hardware configuration for the laptop (e.g., periodically and/or upon the occurrence of an event, such as a change in a hardware component). If the current hardware configuration has changed from the stored configuration beyond a predetermined threshold (e.g., more than two individual components are different), a security compromise event can be triggered. This allows a security compromise event to be issued where a thief may be swapping out components of a stolen mobile device in an attempt to circumvent security measures associated with (or stored on) the swapped components. Changes in the hardware configuration of a mobile device (such as changes in a SIM card in communication with the mobile device ) can be tracked over time and reported to a security authority or authorized user to help locate the mobile device. Swapping or exchanging a SIM card may trigger a security compromise event,

[065] A security compromise event may be determined based on the use of the mobile device and/or the behavior of the current user. For example, referring to Figure 3, determining a security compromise event (120) may include accumulating a usage profile of the mobile device over a predetermined time period (310), accumulating information regarding continued usage of the mobile device (320), and determining that the continued usage deviates from the usage profile by a predetermined threshold (330).

[066] The usage profile and the accumulated information may include any desired information about how the mobile device is used, such as a ratio of the number of calls placed from numbers residing within a contact list stored in the mobile device to

numbers not residing within the contact list, the time of day that one or more calls were placed by the mobile device, a mean time interval between button presses, a pressed button type, a mean pressure exerted when pressing buttons, a number of times within a predetermined time interval that a password was input incorrectly, a number of consecutive times that a password was input incorrectly, and combinations thereof. The usage profile of an authorized user can then be compared to the accumulated information in order to determine whether or not the authorized user is still in control of the device. The mobile device may take any desired action to verify the current user is authorized to use the mobile device, such as prompting the current user to enter a password, and preventing further use of the device until the password is correctly entered.

[067] The usage profile can be compiled over any desired time period(s). The time period may include a fixed period of time, or may be dynamically determined (e.g. – shifting in time as the mobile device is utilized). The predetermined time period can be specified by an authorized user of the mobile device, as well as determined by the mobile device itself. The predetermined time period can be based on any desired criteria, such as the manner in which the device is used and/or on the amount of information needed to compile the usage profile. Likewise, the period of time in which information about the continued usage of the mobile device can be accumulated may be specified in the same manner as that of the usage profile.

[068] The accumulated continued usage information and the usage profile may be compared to determine the degree to which the continued usage deviates from the usage profile. A predetermined threshold may be selected according to any desired

criteria to determine whether the continued usage is indicative of unauthorized use. For example, if the continued usage includes a significant number of calls outside the time range calls are usually made in the usage profile, the continued usage may be indicative of unauthorized use. Similarly, the time interval between button presses (i.e., the speed the current user is using the mobile device), the types of buttons pressed, the pressure exerted when pressing the buttons, the number of times (including consecutive times) a password is input incorrectly, and other events may be indicative (alone or in combination) of unauthorized use.

[069] A combination of events may be weighted such that the occurrence of a security compromise event is based on a predetermined voting threshold. Individual events may be given more significance than other events, such that only a repeated occurrence of a particular event deviates from the predetermined threshold, while a single occurrence of another event deviates from the threshold. For example, a call outside the usage profile's normal time range may need to occur a total of four times before the predetermined threshold is exceeded, while the entering of an incorrect password two times in succession deviates from the threshold. Similarly, an incorrect password entry in combination with two calls outside the normal time range in the usage profile can deviate from the predetermined threshold. Events may be weighted or scored for the predetermined voting threshold in any desired manner.

[070] A security compromise event may be determined based on the failure of a user to provide the proper biometric data. In one embodiment of the present invention, for example, a biometric measurement of a current user of the mobile device is obtained, and the biometric measurement is compared to a previously stored reference

value. A security compromise event can then be determined where the biometric measurement exceeds a predetermined threshold variance from the previously stored reference value. The security compromise event may be based on any number of biometric measurements from the current user of a mobile device, such as a fingerprint scan, an iris scan, a retina scan, a voice sample, a breath sample, and/or a photograph of a portion of the body of the current user of the mobile device.

[071] A security compromise event may be determined based on the location of the mobile device. For example, referring now to Figure 4, determining a security compromise event (120) may include obtaining a physical location of the mobile device (410), analyzing the physical location of the mobile device to determine that the device is located in an unauthorized area (420), and comparing the physical location of the mobile device to a previously stored location list (430).

[072] The physical location of the mobile device may be obtained in any manner. For example, the location of the mobile device may be ascertained using a global positioning system (GPS), through the triangulation of a signal emitted by the mobile device, through an Internet protocol (IP) address and/or traceroute, or in any other manner. A global positioning system may include, for instance, a receiver that detects signals transmitted by transmission sources with known transmission timing and/or known location, and through analyzing the received time-encoded signals at the mobile device. The mobile device may also ascertain its location with respect to the transmission sources. The transmission sources may be terrestrial, mobile, space-based, airborne, or any combination thereof. In one embodiment, the mobile device may ascertain its location on the surface of the earth by receiving and interpreting

geolocation signals received from satellites in orbit about the earth. In another embodiment, the global positioning system may include a collection of terrestrial antennas and receivers that receive a signal transmitted from the mobile device, and by analyzing the angle of arrival, time of arrival, and/or time differential of arrival of the mobile device's signal, the location of the mobile device may be ascertained via conventional multilateration approaches. Alternatively, the mobile device may receive one or more signals from known terrestrial transmitting sources such as cellular base station antennae, and through analyzing the received signals, compute its location with respect to the known terrestrial transmitting sources.

[073] The area a mobile device is authorized to operate in may be defined in any manner. For example, the area may be a geographical area defined by a boundary, an area corresponding to a postal code, and/or an area corresponding to a telephone area code. The area may include any number of separate individual areas. An area may be defined based on where the mobile device may operate (i.e. "whitelisting"), as well as on where the mobile device may not operate (i.e. "blacklisting").

[074] The location of the mobile device may be compared to a list that defines one or more locations where the mobile device is authorized to be operated, one or more locations where the mobile device is not authorized to be operated, one or more locations where functionality of the mobile device is at least partially restricted, and/or combinations thereof. The list may be defined by an authorized user of the device and/or a security authority. In one exemplary embodiment of the present invention, a central server (such as host server 860 depicted in Figure 8) monitors the location of the

mobile device and compares the device's location to a location list previously stored in a database to determine if a security compromise event has occurred based on the location of the mobile device, and if the functionality of the device should be modified as a result. Among other things, this embodiment allows employers, parents, and other "super-users" of mobile devices to define boundaries in which the mobile devices should operate when in the hands of employees or children.

[075] A security compromise event may be determined based on the location of the mobile device. For example, referring now to Figure 5, determining a security compromise event (120) may include measuring a first environmental parameter at a first time point (510), measuring a second environmental parameter at a second time point (520), comparing the first environmental parameter and second environmental parameter to a predetermined authorized use condition (530), determining that the mobile device has been moved from a first location (540), and transmitting at least one of the first and second measured environmental parameter to a security authority (550).

[076] As used herein, an "environmental parameter" generally includes any parameter pertaining to the mobile device's environment. The mobile device can measure any desired environmental parameter in any desired format, such as an image taken by the mobile device. Digital cameras (including cameras inside other devices, such as mobile phones), and other devices with imaging capability may thus be used to take an image of the mobile device's environment, including physical objects and people around the mobile device. Such images can then be used to identify the location of the mobile device and/or the individual(s) responsible for taking or withholding the mobile device from its authorized user(s).



[077] An environmental parameter may also include information from or about systems and devices in communication with the mobile device. In one embodiment of the present invention, for example, a wireless receiver in communication with the mobile device can be activated and used to sense one or more wireless network addresses from one or more signals received by the mobile device at different points in time. The network addresses sensed at different points in time can be compared to determine whether the sensed network addresses differ, and thus determine if the mobile device has moved.

[078] An environmental parameter may further include geolocation information. The geolocation information may be measured from a global positioning system (GPS) in communication with the mobile device, as well as from any other desired source. In one exemplary embodiment of the present invention, the mobile device may receive a signal comprising geolocation information and decode location signals received at the different points in time. The locations corresponding to the signals measured at different times may be compared to determine whether the location of the mobile device has changed, as well as whether the distance between two sampled locations exceeds a predetermined threshold. Any number of location samples can be similarly measured and compared, either to an initial location or to subsequently-measured locations. The predetermined threshold distance can be configured by a user, a security authority, and/or automatically by the mobile device. This embodiment thus allows the movement of a mobile device to be monitored and a security compromise alert issued if it moves more than a predetermined distance.

[079] In various embodiments of the invention, security compromise events may be detected when an unauthorized user attempts to tamper with a security provision of the mobile device. For example, conditions leading to a determination of tampering may include determining that an unauthorized user attempted to mask the reported location of the mobile device; attempted to re-route an electronic address in the mobile device; attempted to bypass a password prompt provided by the mobile device; attempted a brute force password attack on the mobile device; attempted to install applications intended to thwart operation system security, and combinations thereof. A user may specify criteria to define conditions that may indicated a security compromise event has occurred. In this context, detecting, by the mobile device, that a security compromise event has occurred further comprises obtaining from the authorized user a set of criteria indicating unauthorized use of the mobile device; and determining that at least one of the criteria indicating unauthorized use has occurred. The criteria may include a broad range of information such as, for example: a maximum number of calls that may be placed to numbers not included in a pre-stored authorized number list; a maximum number of calls that may be received by numbers not included in the pre-stored authorized number list; and the situation where a call is being placed to a country code not included in the pre-stored authorized number list. The set of criteria indicating unauthorized use of the mobile device may be stored in any suitable location, such as in the mobile device or in a database associated with a security authority.

#### ALTERING THE FUNCTIONALITY OF THE MOBILE DEVICE

[080] In the exemplary process depicted in Figure 1, a determination is made as to whether the function of the device should be altered in response to the security compromise event (130), and the functionality of the mobile device altered accordingly (140). The functionality of a mobile device can be altered in any manner and to achieve any purpose, such as to mitigate the harm arising from the compromised status of the device, gather evidence to apprehend and convict a thief, as well as to encourage/incentivize the return of the device to the proper owner. Referring to Figure 6, altering the functionality of the mobile device (140) may include providing a notification to the current user (610), inhibiting the functionality of the mobile device (620), providing a notification to an authorized user and/or security authority (630), altering the manner in which communications to and from the mobile device are handled (640), protecting data in the mobile device (650), tracking the mobile device (660), gathering and transmitting information on the usage of the mobile device to a security authority (670), and communicating with other devices (680).

[081] The functionality of a mobile device can be altered in any manner in response to a security compromise event, including partially or completely disabling features of the device and/or providing functionality not available prior to the security compromise event. In one embodiment of the present invention for example, the functionality of the mobile device can be altered to present an automated message to the current user of the mobile device (610). The automated message may be in any format and may contain any desired information. For example, the automated message may notify the current user that the mobile device has been lost or stolen, that a reward is offered for the prompt return of the mobile device, and/or provide instructions for

returning the mobile device to the authorized user. The automated message may also notify the current user that any button may be depressed on the mobile device to initiate the recovery process, and/or that a phone number need not be entered to contact a party to return device to its rightful owner. In such an instance, the mobile device may accept a single button press to initiate contact with a security authority or the authorized user to begin the recovery process. The message may be presented in any manner, such as an audio message, a textual message, and/or a video message. In one embodiment of the present invention, for example, an SMS text message is transmitted by a security authority to a mobile device. The text message is decoded and a command sent to an application residing on the mobile device, such as a web browser, a text editor, graphic image displayer, a message screen, or a bitmap displayer and/or any other application capable of displaying a notification. The command may, for example, display a pre-stored message or image, instructing the user in regards to returning the device to the authorized user. The application may reside on a hardware component within the mobile device, such as a SIM card installed in a mobile phone or laptop computer. The message may also be presented at any desired time or in response to any desired event, such as when the current user is attempting to utilize the mobile device (e.g., by placing a call on a mobile telephone). For example, the message may be presented upon startup of the device. In this manner, a user that has found a lost device may obtain information regarding returning the device even where the device has not established a connection to a host server such as one operated a security authority.

[082] The functionality of the mobile device may be altered to inhibit a user's ability to utilize the mobile device (620). For example, a sequence of DTMF tones (e.g., for a mobile telephone) or an unpleasant sound may be played over a speaker in the mobile device while the current user is attempting to use the mobile device. Additionally, the illumination level of a display on the mobile device may be altered to frustrate the use of the mobile device (e.g., by decreasing the illumination level) and/or to draw attention to the mobile device (e.g., by increasing the illumination level) so that bystanders may notice the device or its unauthorized use. In addition, an aural may be played over a signal over a loudspeaker of the mobile device, and the aural signal may comprise a variety of information including a pre-recorded message such as a human voice notifying listeners that the mobile device has been lost or stolen; a pre-recorded scream; verbal instructions regarding how to return the mobile device to at least one of the authorized user and the security authority; or an alarm signal.

[083] A predetermined set of features of the mobile device can be inhibited in response to a security compromise event, such as when the mobile device is reported stolen or lost by the authorized user. In one embodiment of the present invention, for example, the functionality of the mobile device is modified based on a list of features to be restricted upon occurrence of the security compromise event. The list of features may be defined in any manner, such as by an authorized user accessing a web interface and selecting features to be disabled if the mobile device is lost or stolen. The list of features may then be transferred to, and stored by, the mobile device. One or more specifically configured lists of features for various security compromise events may be provided to the mobile device, for example one list may indicate that or more of

the features on the list could be disabled if the phone is reported stolen, while a less restrictive list may be provided for when the phone is reported as misplaced. In this manner, multiple feature modification lists for the mobile device may provide for event-appropriate responses based on the type of security compromise that has occurred. In another embodiment, a default security compromise action list is executed by the mobile device if the mobile device detects a security compromise event and no other list of restricted features has been transferred to the mobile device by the authorized user or a verified security authority. For example, but not by way of limitation, a default security compromise action list defines common features of a mobile device that need to be altered when control of the mobile device is lost. Alternately, the list of features may be identified by a user through a software interface on the mobile device itself.

[084] The functionality of the mobile device may be modified from a first set of features to a second set of features based on the occurrence of a security compromise event. The differences between the first feature set and second feature set can be based on any desired criteria, such as the context of use of the mobile device. For example, the feature sets may be based on a level of security desired for the mobile device, an application the mobile device is being used for, the location of the mobile device, or any other contextual factor(s).

[085] The functionality of the mobile device may be inhibited in any other desired manner. For example, a mobile phone may be prevented from placing phone calls, sending emails or text messages, or engaging in other forms of communication. In the case where the mobile device comprises a mobile telephone, the phone numbers that may be called from the mobile device can be restricted to a predetermined list of

numbers, or to only one or more predetermined numbers within a contact list on the mobile phone. For example, a mobile device may be restricted to only allow emergency calls to be placed, and/or to place a call to a security authority (for example, a user may press a single key to place a call to the security authority). Additionally, DTMF tones can be played on a loudspeaker of the mobile device while the mobile phone is in use to interfere with the current user using the mobile phone. Similarly, frequent messages (e.g. a text message and/or audio message) can be provided, instructing the current user of a mobile device to contact a security authority to initiate return of the mobile device to the authorized user. The subscriber identity module (SIM) of a mobile phone can also be locked out until the user enters a personal unblocking code. The unblocking code may be known to the authorized user(s) prior to the occurrence of the security compromise event, or can be provided to the authorized user(s) by a security authority. Additionally, an authorized user(s) may unlock the mobile device through a host server such a server operated by a security authority, or by entering a PIN number or password corresponding with a PIN number or password that was furnished by the user during a registration process and stored in a database for unlock authentication purposes.. Any other functions of a mobile device can be disabled (in part or in whole), or interfered with, to diminish the usefulness of the mobile device to an unauthorized user.

[086] The authorized user of the mobile device may also request to lock the device by using a web browser or other remote application to instruct a security authority to relay a command to lock the mobile device; and in this event message is formatted transmission to the mobile device, wherein the message comprises a

command to be decoded by the mobile device. The command may instruct the mobile device to execute any desired function, including disabling at least one feature of the mobile device.

[087] The functionality of the mobile device can be inhibited by requiring entry of a password before the mobile device may be used by a current user. Where an invalid password is entered, a delay may additionally be introduced before entry of another password may be attempted by the current user. In conjunction with requiring the password, selectable indicia (e.g., a web link and/or button on a display) may be provided that give instructions on how to return the mobile device. The instructions can be provided without the current user needing to enter a valid user id and password. Additionally, the current user may be prompted to enter his or her identification information, which is stored on the mobile device and transferred to a security authority when the mobile device has an opportunity to make a communications connection to the security authority. This may allow a security authority to locate an innocent finder of the device, as well as someone who stole the device. For example, but not by way of limitation, the prompt can include a message that notifies the current user of the device that they have won a substantial prize and need to take an action to redeem the prize offer. In such a case, the current user of a device may be solicited to provide information that could be used to redeem the spurious prize, but in fact is used to locate and or apprehend current user. Alternatively, or in combination, the current user of the mobile device may be sent a graphical image with a name or image that encourages the current user to open a message or file, and while looking at the file or image, a command is decoded from the image via steganographic techniques, whereby the



command may be executed by the mobile device to mitigate the loss of control of the mobile device.

[088] The mobile device can be significantly disabled or entirely shut down to prevent its use and help prevent an unauthorized user from attempting to circumvent security protections on the mobile device. In some cases, such as when information stored on the mobile device is sensitive, or when there is a very small likelihood of recovering the mobile device (or its data), it may be desirable to command the mobile device to perform a destructive function that renders the mobile device inoperable. The destructive function may include erasing and/or overwriting data and software stored on the mobile device. The destructive function may also include physically damaging the hardware of the mobile device, such as by commanding the mobile device to deliver an electric charge or current to damage an electronic component of the mobile device.

[089] For example, when such a condition occurs, an integrated circuit within the mobile device could be rendered permanently inoperable. Alternatively, a component such as a fusible link which is designed to be electrically destroyed may be purposely blown by software in the mobile device, at which time the mobile device may be rendered inoperable, but repairable by a an authorized technician. Further, the mobile device may execute an instruction to cause an internal circuit breaker in the mobile device trip, thereby rendering the mobile device at least temporarily inoperable, until the circuit breaker is reset by an authorized technician.

[090] The functionality of the mobile device may be altered to send a message to an authorized user of the device, a security authority, or other recipient (630). The message may include any desired information, such as a phone number called by the

mobile device, the current operational status of the mobile device, the location of the mobile device, a statement indicating that the mobile device has been removed from a predetermined location and/or is in motion, a date and time stamp indicating when the device was first used after occurrence of the security event, and/or instructions to call a security authority to initiate a recovery process. The mobile device can thus provide information on its use and location to aid a security authority or authorized user in finding the mobile device.

[091] The authorized user(s) of the mobile device may not necessarily be aware that a security compromise event has occurred. In order to alert an authorized user that a security compromise event has occurred, a theft notification record for an authorized user can be stored at a central server as well as on the mobile device itself to allow the authorized user to be contacted and notified. The theft notification record can include any desired information regarding the authorized user, such as the authorized user's contact information and information that can be used to validate the authorized user's identity. A message to the authorized user may be in any format and may include any desired information. For example, a phone call can be placed to a phone number specified in the theft notification record, whereupon audio instructions (from a live operator or pre-recorded) are provided to the authorized user regarding how to contact the current user of the mobile device to recover the mobile device. Likewise, a text message can be sent electronically, or a printed message may be sent by conventional mail, to an address specified in the theft notification record regarding how to contact the current user of the mobile device to recover it. The message may be provided by any system,

device, or individual, such as a security authority monitoring the mobile device and/or the mobile device itself.

[092] The functionality of the mobile device may be altered with regards to the handling of communications to and from the mobile device (640). In addition to prohibiting or restricting communications to and from the device as discussed above, communications from the device by an unauthorized user can be intercepted and forwarded to a security authority, an authorized user, or other recipients to aid in identifying the unauthorized user and the location of the mobile device. In this manner, the present invention will route calls that were directed to the authorized user's lost or stolen device to an alternate number designated by the authorized user; the authorized user will then be able to receive calls that would have otherwise been missed. In the case where the mobile device comprises a mobile telephone, telephone numbers dialed by the unauthorized user can be logged and transmitted to the security authority and/or authorized user, and authorized user and/or security authority can be alerted as the mobile device is engaging in a telephone call. A third party (such as a security authority) may request to access the telephone call, and then establish a conference connection to the telephone call. The third party may actively participate in the conversation or listen to the conversation surreptitiously.

[093] When a current user of the mobile device enters a phone number in the mobile device and places a call, further steps may include intercepting the call and routing the call to an interactive voice response system. In one case, a pre-recorded message may be annunciated to at least the current user of the mobile device that the call is being recorded, followed by recording at least part of a conversation being

conducted by the current user of the mobile device. In another embodiment, once the current user of the mobile device has entered a phone number to place a call, the mitigation process may include intercepting the call and routing the call to a predetermined phone number.

[094] Text messages may also be intercepted. In one embodiment, altering the function of the mobile device includes intercepting a text message submitted by a current user of the mobile device; and routing a copy of the text message to at least one of a security authority and the authorized user.

[095] The data stored on a mobile device may be protected (650) in any desired manner, such as by encryption. Any portion of the stored data may be encrypted, such as files or other data elements designated (e.g., by a list, flag on the file, location of the file, or other method) to be encrypted upon the occurrence of a security compromise event. Alternatively, files and data elements may be encrypted as they are created so that they cannot be viewed by an unauthorized user even before a security compromise event has been determined. An authorized user may designate individual files to be encrypted, as well as types of files to encrypt. In addition to, or as an alternative to, encryption, files may be hidden from the file system of the mobile device to prevent their access by an unauthorized user. Authorized users can gain access to such files through, for example, a software application independent of the operating system of the mobile device that verifies the user is authorized to access the files.

[096] Designated files can be encrypted independent of the mobile device's operating system, such as through an independent software application that encrypts/decrypts files and allows a user to access them. The operating system is thus

blocked from accessing such files, preventing an unauthorized user from exploiting security flaws in the operating system to view protected files. Operating system calls to open such files can be intercepted and the files opened and decrypted if the current user is authorized to access the files. Similarly, operating system calls to close such files can be intercepted and the files closed and decrypted by the independent software application. Files stored on the mobile device may be encrypted and decrypted in any desired manner, such as with a password known by a security authority and/or the authorized user.

[097] In one embodiment of the present invention for example, to increase the level of protection for data stored on the mobile device, a password on the mobile device can be modified to utilize a password that is more secure, for example, by using a longer and/or more complex password code, or setting a password where the mobile device was not protected by a password. Normally, these more secure or enhanced-strength passwords are considered less user friendly and are often not used as primary passwords by the authorized users. Therefore, embodiments of the present invention may adaptively modify the strength of passwords on mobile devices depending on the security state and context of a mobile device.

[098] Some or all of the data stored on the mobile device may be erased in response to a security compromise event to protect it from unauthorized access. Any desired files or other data elements can be erased. For example, an authorized user may specify a list of data elements to be deleted upon occurrence of the security compromise event. Additionally, deleted data elements may be overwritten with other data to prevent forensic recovery of the data. Deleted data may be overwritten any

desired number of times, and with any desired data (such as random data, alternating data values, predetermined data patterns, and a combination thereof).

[099] Some or all of the data stored on the mobile device may further be archived to allow an authorized user to recover the data, even if the mobile device is not recovered. As with files marked for encryption and/or deletion, an authorized user may specify particular files or other data to be archived in any desired manner. The authorized user may also specify one or more destinations to which the archived data should be transmitted to in the event of a security compromise event, such as a security authority, host server, or an alternate device accessible by the authorized user (e.g., another mobile device of the same type or a central data server). The archived data may be transmitted from the mobile device to a specified destination in conjunction with the encryption or deletion of the data upon a successful transfer. An authorized user may then retrieve the archived data to a replacement mobile device, or may instruct that the archived data be delivered to any other desired destination. For example, the authorized user may specify a destination address (such as an email address or physical mailing address) to which an electronic copy or physical copy (e.g., the archived data stored on a portable storage medium) can be delivered. Any type of data stored on the mobile device may be archived, such as documents, email or telephone contact information, software applications, media files, and/or pictures. Additionally, licensing information pertaining to one or more data elements may be archived.

[0100] Data may be archived at any time, including, upon occurrence of a security compromise event, according to a predetermined schedule, and or at a time specified by an authorized user, security authority, or other authorized entity.

[0101] Systems and methods of the present invention may store sensitive data in a specified location for special processing upon the occurrence of a security compromise event. The specified location may be a physical location in a memory, as well as a location designated through the file system of the mobile device. For example, an authorized user may store sensitive data elements in a special folder on the file system of the mobile device. When a security compromise event occurs, one or more functions can be executed on the data elements within the folder, such as encrypting one or more of the sensitive data elements with a password known to the authorized user and/or a security authority, deleting one or more of the sensitive data elements, multiply overwriting one or more of the sensitive data elements, and/or transmitting one or more of the sensitive data elements to an address specified by the authorized user. The special designation of files allows, among other things, important data to be quickly protected, archived, and/or destroyed before handling less sensitive data in the event of a security compromise event.

[0102] The functionality of the mobile device may be altered to aid in tracking the device (660) following the occurrence of a security compromise event. For example, the mobile device may determine a network address (including a wireless network address) assigned to the mobile device, as well as wireless access point identifiers from signals received by the mobile device. The mobile device can store and transmit the address(es) and identifier(s) to a security authority. The security authority may then determine, based on the network addresses and wireless access point identifiers, a location of the mobile device.

[0103] Similarly, the mobile device may receive a signal from a GPS or other source providing geolocation information. The geolocation information from the signal can be stored and transmitted to a security authority. A security authority or authorized user receiving location information from the mobile device can present the location on a map overlay to track the current position of the mobile device, as well as the date and time of any changes in the mobile device's position. The map of the mobile device's position can be provided through a web site over the Internet to allow police officers or other security authority members to locate the mobile device.

[0104] The functionality of a mobile device may be altered to gather information on how the mobile device is being used by an unauthorized user and provide that information to an authorized user or security authority to aid in locating the device and/or unauthorized user (670). For example, phone numbers and email addresses to which messages are sent after occurrence of the security compromise event may be stored by the mobile device and transmitted to a security authority. Data-capturing equipment onboard a mobile device (such as a digital camera or microphone) can also be used to gather information on the user of the mobile device, mobile device's present environment. A camera in communication with the mobile device, for example, can be activated to capture a still image or video clip, which can be stored in the mobile device and transmitted to a security authority. Similarly, a microphone may be used to capture audio clips. Data-capturing equipment such as the camera and microphone can be used to take continuous samples of data to help locate the device, inhibit use of the data capture device by the unauthorized user, and/or to wear down the battery of the mobile device to diminish its usefulness to the unauthorized user. Alternately, the data



capture device may be disabled to preserve battery life and/or to prevent its use by the unauthorized user.

[0105] The microphone or camera may be activated upon any desired condition being satisfied, such as: the mobile device receiving a call from a predetermined phone number; when the mobile device receives a call during which a predetermined pattern of DTMF tones is received by the mobile device; or during a call received by the mobile device, an utterance received by the mobile device matches within a predetermined threshold a security enablement utterance stored within the mobile device. In other embodiments, the microphone or camera is activated upon the mobile device receiving a text message from a predetermined source, or when a received text message contains a predetermined text string such as a code indicating that the device should assume a security lockdown status. Audio or video samples obtained by the microphone and/or video camera may be stored on the mobile device for later retrieval and/or further relayed to the authorized user and/or a security authority.

[0106] In order to help capture an image of the face of an unauthorized user, the mobile device may prompt the user to undertake an activity that involves looking at the mobile device, such as prompting the user to enter a password, playing an audio sequence on the mobile device, strobing a light source on the mobile device, announcing that the current user has won a prize and instructing him/her to watch for prize redemption details, and/or displaying a video sequence. While the current user's attention is focused on the mobile device, the camera may be used to capture an image of his/her face for transmittal to a security authority. Similarly, a camera or microphone in communication with the mobile device can be activated in conjunction with initiating a

surreptitious communication session with a security authority. Still images, video, and audio data captured by the mobile device can then be transmitted to the security authority. The security authority can use images/video of the unauthorized user to identify him/her (e.g., through comparing the images/video to police booking photos), and can also use the images/video to identify the surroundings of the mobile device. The unauthorized user may also be identified from samples of the unauthorized user's voice (taken from captured audio clips).

[0107] As discussed previously, messages sent to and from the mobile device may be intercepted and/or rerouted to a security authority to prevent unauthorized use of the device and to help identify an unauthorized user and/or the location of the mobile device. In addition, the mobile device may be configured to maintain a record of each key depressed on the mobile device, and transmit that log to an authorized user or security authority. The logging of keystrokes in this manner may further aid in identifying the unauthorized user by capturing usernames, passwords, contact entries, and other information entered by the unauthorized user.

[0108] In addition to passively receiving data from the mobile device, an authorized user or security authority may actively access or command the mobile device in accordance with the present invention. A security authority or authorized user may transmit commands to the mobile device to execute various functions, as well as to provide software updates, applets, sections of executable code, interpretable scripts, or data elements to be processed by the mobile device. The mobile device may thus be provided with software to perform various tasks upon the occurrence of a security compromise event, as well as at any other desired time.

[0109] In one exemplary embodiment of the present invention, a security authority and/or the authorized user may log into a remote access service configured to communicate with the mobile device and activate an application programming interface in the mobile device to forward to the remote access service the current status of the mobile device, the current location of the mobile device, an image taken by a camera in communication with the mobile device, a real-time video captured by a camera in communication with the mobile device, a list of keys pressed on the mobile device, and/or a list of services currently running on the mobile device. Additionally, an authorized user or security authority may issue a command to the mobile device to initiate a chat session and provide an interface on the mobile device for enabling a text-based interaction with the current user.

[0110] The functionality of the mobile device may be altered to communicate with other devices to assist in locating and recovering the mobile device (680). For example, referring now to Figure 7, communication with other devices (680) may include initiating a wireless connection between the mobile device and a wireless transceiver (710), relaying information regarding the current location of the mobile device to a security authority through the wireless transceiver (720), transmitting a message to the wireless transceiver (730), and transmitting a message to a second wireless transceiver (740).

[0111] A mobile device can initiate a connection between any device, system, or person through a wireless transceiver, and may connect to the wireless transceiver using any desired communication protocol. The mobile device may connect to any number of wireless transceivers. Once connected to a wireless transceiver, the mobile device may relay any desired information regarding the current location of the mobile

device to a security authority, as well as files and data stored on the mobile device. For example, a mobile device that initiates a connection with a wireless access point (WAP) connected to the Internet may send an email to a security authority that includes text and attachments to aid the security authority in locating the device and apprehending an unauthorized possessor of the device. Similarly, a mobile device initiating a connection with a cellular telephone network may dial the security authority and provide information regarding the location of the mobile device through an audio message and/or DTMF tones.

[0112] The mobile device can provide any other desired information to (or through) a wireless transceiver it initiates contact with. For example, in one embodiment of the present invention the mobile device can transmit a message to a wireless transceiver indicating that a lost or stolen device is present within a signal range accessible by the wireless transceiver. Similarly, a mobile device may determine the signal strength of its wireless connection with the wireless transceiver, and obtain identifying indicia (such as a device name, IP address, or other identifier) for the wireless transceiver and transmit a message to a different wireless transceiver including the identification and signal strength information. The signal strength and identification information for multiple wireless transceivers can then be used to triangulate the location of the mobile device. Additionally, where the wireless transceiver (or device in communication thereto) is capable of determining its own physical location, the mobile device may request that the wireless transceiver provide its physical location, which in turn can be provided to a security authority.

[0113] The mobile device may transmit any other desired information to any number of wireless transceivers. In one embodiment of the present invention, for example, a message to a wireless transceiver may include a request for a response that includes the physical location of a wireless transceiver in communication with the mobile device, a request that a person in communication with the wireless transceiver report that a lost or stolen device is within its communication range, a phone number for the authorized user, a phone number for a security authority, and/or a request to place a call to a security authority.

#### EXEMPLARY SYSTEM

[0114] An exemplary system for use in conjunction with the present invention is depicted in Figure 8. This system may be used in conjunction with the methods described in Figure 1-7, as well as with any subset or combination of the elements thereof. The system shown in Figure 8 may also be used in conjunction with any other suitable embodiments of the present invention.

[0115] The exemplary system depicted in Figure 8 comprises a mobile device 800 that includes a processor 810 coupled to a memory 820 which may include volatile memory, nonvolatile memory or a combination thereof. A communications module 830 comprises a wireless transceiver 840 for wirelessly communicating with one or more servers 860 and other entities through antenna 850. The mobile device also includes a user interface 870 coupled to the processor 810. The mobile device 800 may include any suitable power source, such as a battery (not shown). The mobile device 800 may include any other desired components, such as a global positioning system (GPS) to provide geolocation information for locating the mobile device. Some or all of the

components of the mobile device 800 may include (or be in communication with) a hardware identification module (not shown) such as a universal subscriber identity module and/or removable user identity module. The hardware identification module may be coupled to the processor 810 and may include an identifier that can be compared to a predetermined identifier to determine whether the hardware of the mobile device 800 has been altered and whether a security compromise event has occurred as a result. The hardware identification module (and predetermined identifier) may include any suitable identifier, such as an electronic serial number, a local area identity identifier, an integrated circuit identifier, an international mobile subscriber identifier, an authentication key identifier, and/or an operator-specific emergency number identifier. The identifier may be stored in the memory 820 and transmitted to the host server 860 for comparison to a predetermined identifier.

[0116] The functionality of the mobile device 800, including the methods depicted in Figures 1-7 (in whole or in part), may be implemented through the processor 810 executing computer-readable instructions stored in the memory 820 of the mobile device 800. The memory 820 may store any computer-readable instructions and data, including software applications, applets, and embedded operating code. In one exemplary embodiment, a software application performing methods of the present invention includes a terminate and stay resident (TSR) application (or equivalent) configured to remain loaded in memory whenever the mobile device is in operation, which can help prevent the inadvertent or intentional deletion of the TSR. The software application may also be hidden (i.e., not viewable in an application list or task list) and/or protected from being stopped or deleted by a user or other software process.

Aspects of embodiments of the present invention provide for tamper-resistant applications to prevent unauthorized users from disabling or otherwise removing the applications from operational status. In one exemplary embodiment, applications may be installed on mobile devices running the Symbian operating system, whereby applications that are running may not be unloaded or disabled.

[0117] Additionally, the software application may be configured to operate with minimal underlying hardware functionality. For example, the application may be initiated before the mobile device establishes a network connection. Such a situation may be provided, for instance, when the software application is installed on a SIM card in the mobile device, and the application launches before other software in the mobile device operating system. Alternately or in addition, a data element such as a link or a URL (universal resource locator) may reside on the SIM card, and by launching an application such as a browser with the URL or link, an application referenced by the link or URL may be loaded into the mobile device from a remote server and/or executed directly from on the remote server.

[0118] Software performing methods of the present invention may be provided with the device or downloaded onto the mobile device by an authorized user. The functionality of the mobile device 800 may also be implemented through various hardware components storing machine-readable instructions, such as application-specific integrated circuits (ASICs), field-programmable gate arrays (FPGAs) and/or complex programmable logic devices (CPLDs). Systems according to aspects of the present invention may operate in conjunction with any desired combination of software and/or hardware components.

[0119] The processor 810 retrieves and executes instructions stored in the memory 820 to control the operation of the mobile device 800. Any number and type of processor such as an integrated circuit microprocessor, microcontroller, and/or digital signal processor (DSP), can be used in conjunction with the present invention. The memory 820 stores instructions, data, messages transmitted from (or received by) the mobile device 800, and any other suitable information. A memory 820 operating in conjunction with the present invention may include any combination of different memory storage devices, such as hard drives, random access memory (RAM), read only memory (ROM), FLASH memory, or any other type of volatile and/or nonvolatile memory. Data can be stored in the memory 820 in any desired manner. In one embodiment of the present invention, for example, data stored within the memory 820 is partitioned into one or more logically disjoint groups. Each of the data groups are encrypted with a respective unique encryption key to prevent all the data on the mobile device from being accessed if a single encryption key is compromised. This also increases the time it will take a "brute force" attempt to try all possible encryption keys to succeed. The groups of data can be partitioned across a plurality of physical storage media, such as a RAID array.

[0120] The communications interface 830 communicates with one or more servers 860 or other suitable entities. Any suitable communications device, component, system, and method may be used in conjunction with the present invention. For example, the wireless transceiver 840 may be configured to communicate using any number and type of cellular protocols, such as General Packet Radio Service (GPRS), Global System for Mobile Communications (GSM), Enhanced Data rates for GSM



Evolution (EDGE), Personal Communication Service (PCS), Advanced Mobile Phone System (AMPS), Code Division Multiple Access (CDMA), Wideband CDMA (W-CDMA), Time Division-Synchronous CDMA (TD-SCDMA), Universal Mobile Telecommunications System (UMTS), and/or Time Division Multiple Access (TDMA). A mobile device operating in conjunction with the present invention may alternatively (or additionally) include wireless transceiver(s) (and related components) to communicate using any other method of wireless communication protocol, such as an ISO 14443 protocol, an ISO 18000-6 protocol, a Bluetooth protocol, a Zigbee protocol, a Wibree protocol, an IEEE 802.15 protocol, an IEEE 802.11 protocol, an IEEE 802.16 protocol, an ultra-wideband (UWB) protocol; an IrDA protocol, and combinations thereof. The antenna 850 may be configured to transmit and receive any wireless signal in any format, and may comprise a plurality of different antennas to transmit and receive using different wireless protocols.

[0121] The communications module 830 can communicate with the server 860 or another device using any other form of connection, such as a wired Internet connection, a wireless Internet connection, a cellular telephone network connection, a wireless LAN connection, a wireless WAN connection, an optical connection, a USB connection, a mobile device synchronization port connection, a power connection, and/or a security cable. The communications module 830 can be used to communicate with one or more companion devices to monitor the position or status of the mobile device 800 (e.g., by monitoring whether a communication link between the mobile device and companion device is intact), as well as with any number of other devices to help track/locate a lost or stolen mobile device 800.

[0122] The mobile device 800 includes a user interface 870. The user interface 870 may include any number of input devices (not shown) to receive commands, data, and other suitable input from a user, as well as any number of output devices (not shown) to provides the user with data, notifications, and other suitable information from the mobile device 800.

[0123] Any number of input devices may be included in the user interface 870 such as a touch pad, a touch screen, and/or an alphanumeric keypad to allow a user to enter instructions and data into the mobile device 800. The user interface 870 may be configured to detect pressure exerted by a user on the keys of a keypad, as well as the time interval between key presses in order to determine if the current user is authorized to use the device. The user interface may also include a microphone to allow the user to provide audio data to the mobile device 200, as well as a camera to allow the mobile device to capture still or video images. The mobile device 200 may include speech recognition software to process verbal input through the user interface 870. The user interface 870 may also include any number of suitable output devices, such as a display screen to visually display information (such as video and text), and/or a speaker to provide auditory output. The mobile device 800 may be configured to provide words, phrases, tones, recorded music, or any other type of auditory output to a user through the speaker. As discussed previously, the user interface 870 can be activated to provide information and/or hinder the operation of the mobile device 800 when an unauthorized user attempts to use the mobile device 800. For example, the illumination level of the display may be modulated to draw attention to the mobile device, and unpleasant and/or loud sounds can be played over the speaker.

[0124] The mobile device 200 may include one or more biometric devices configured to receive biometric information, such as a fingerprint scanner, an iris scanner, a retinal scanner, and/or a breath analyzer. Input devices such as a microphone or camera may also be utilized to perform biometric analyses, such as a voice analysis or facial recognition.

[0125] Information provided or received by the user interface 870 may be in any appropriate format. For example, a user interface that communicates information to a user in an auditory format may first provide a data header followed by a data value to identify the data to the user. The user interface 870 may provide information in any number of desired languages, regardless of whether the information is provided audibly or visually.

[0126] The user interface can also provide/receive information to a user in a machine-readable format. In one exemplary embodiment of the present invention, for example, the user interface 870 of a mobile device 800 may send and receive messages using dual-tone multi-frequency (DTMF) tones. The mobile device 800 can be configured to send, receive, and process machine-readable data in any standard format (such as a MS Word document, Adobe PDF file, ASCII text file, JPEG, or other standard format) as well as any proprietary format. Machine-readable data to or from the user interface may also be encrypted to protect the data from unintended recipients and/or improper use. In an alternate embodiment, a user must enter a passcode to enable use of some or all of the functionality of the mobile device 800. Any other user interface feature may be utilized to allow a human or non-human user to interact with one or more devices operating in conjunction with the present invention.

[0127] The mobile device 800 may include any other suitable features, components, and/or systems. For example, the mobile device 800 may be configured to preserve the life of its battery by shutting off some or all of its components, such as a camera or microphone. Components can be selectively shut down in response to a security compromise event, as well as in response to a command from an authorized user or security authority. Alternately, the mobile device 800 can be configured to use its components excessively to drain the battery as quickly as possible, to, for example, limit the usefulness of the mobile device 800 to an unauthorized user.

[0128] The mobile device 800 may be configured to implement one or more security measures to protect data, restrict access, or provide any other desired security feature. For example, a mobile device 800 may encrypt transmitted data and/or data stored within the device itself. Such security measures may be implemented using hardware, software, or a combination thereof. Any method of data encryption or protection may be utilized in conjunction with the present invention, such as public/private keyed encryption systems, data scrambling methods, hardware and software firewalls, tamper-resistant or tamper-responsive memory storage devices or any other method or technique for protecting data. Similarly, passwords, biometrics, access cards or other hardware, or any other system, device, and/or method may be employed to restrict access to any device operating in conjunction with the present invention.

[0129] The host server 860 communicates with mobile devices 200, authorized users, unauthorized users, security authorities, and other entities to monitor and protect the mobile devices 200 from unauthorized use and to mitigate the harm associated with

a security compromise event. The host server 860 may comprise any number of separate computer systems, processors, and memory storage devices, as well as human operators (e.g., to answer calls from authorized users reporting the loss/theft of a mobile device) and any other suitable entity. The host server 860 may include, or be in communication with, one or more databases 880 storing information regarding authorized users and mobile devices 200 in order to monitor and track the mobile devices 200 and provide instructions to the mobile devices 200 in the event a security compromise event occurs.

[0130] For example, a database 880 may store a usage profile for a mobile device to allow software on the host server 860 to detect whether continued usage of the mobile device deviates from the usage profile by a predetermined threshold. The host server 860 may also receive, process, and store (e.g., in the database 880) information from the mobile device 800. The host server 860 may handle any type of data in any format to achieve any purpose, such as receiving and processing environmental parameters captured by the mobile device to track the position and location of the mobile device 800 as discussed previously. The database 880 may also store location information that can be used to determine whether the mobile device 800 is operating in a valid location (e.g., “whitelisting” and “blacklisting” as discussed previously).

[0131] Databases 880 in communication with the host server 860 may also store archived data from mobile devices 800 for recovery in the event the mobile devices 800 are lost or stolen, or the data on the mobile devices 800 is destroyed (e.g., by a virus or other malicious program). The functionality of the host server 860 may be performed

automatically or semi-automatically, such as through software/hardware operating on one or more computer systems, and/or by one or more human operators.

[0132] The host server 860 may include one or more system processors that retrieve and execute computer-readable instructions stored in a memory to control (at least partially) the operation of the host server 860. Any number and type of conventional computer, computer system, computer network, computer workstation, minicomputer, mainframe computer, or computer processor, such as an integrated circuit microprocessor or microcontroller, can be used in conjunction with the present invention. Computer systems used in accordance with aspects of the present invention may include an operating system (e.g., Windows NT, 95/98/2000/XP/Vista, OS2, UNIX, Linux, Solaris, MacOS, etc.) as well as various conventional support software and drivers typically associated with computers. In certain embodiments, dedicated applications may be entirely or partially served or executed by the system processor to perform methods of the present invention

[0133] The host server 860 may be accessed in any desired manner, such as through a website on the Internet, and/or through a telephone network. The host server 860 may include any number of human operators, computer systems, mobile telephones, mobile computing devices, interactive voice response (IVR) systems, and any other suitable system and device for communicating with a user, security authority, computing device, or other entity. In one exemplary embodiment of the present invention, authorized users wishing to subscribe to a service providing monitoring and protection of their mobile devices can access a web site hosted by the host server 860 to create an account, pay for the service, identify one or more mobile devices to be

protected, select options for the service, identify how the functionality of the device should be altered (e.g. features to implement or restrict ) in the event the mobile device is lost or stolen, select an alternate caller identification indicia such as text to delivered in a caller ID data stream, report a security compromise event (such as the loss/theft of the device), and/or download software to operate on their mobile device to aid in monitoring and protecting the mobile device. Alternately, authorized users may interface with an automated IVR system and/or human operator over a telephone network. In the event a mobile device is lost or stolen, authorized users may interface with the host server 860 to report the security compromise event (i.e., the loss/theft of the device), track the status/location of the mobile device, recover data archived from the mobile device and stored by the host server 860, and/or to provide information on a security compromise event (such as reporting that the device has been located by the authorized user). Communications to and from the host server 860 may be protected (e.g., through encryption) as discussed above, or in any other manner.

[0134] The host server 860 can communicate with unauthorized users of a lost or stolen mobile device, both through the mobile device or through other communication methods. The host server 860 may notify the unauthorized user that the mobile device is lost or stolen, provide recovery information (such as a shipping address) to the unauthorized user, and facilitate the delivery of a reward to an unauthorized user who returns the mobile device. The host server 860 also communicates with the mobile device 800 to provide software updates, receive data for archival, identify files and other data to be protected, and to perform any other aspect of the present invention.

[0135] The host server 860 may be controlled by, or operate in conjunction with, an authorized user, telecommunications service provider, mobile device monitoring/tracking service provider, security authority, and/or any other desired entity. For example, authorized users and security authorities may communicate with or through the host server 860 to monitor a mobile device 800 and to recover the mobile device 800 if it is lost or stolen. The host server 860 may be configured to provide notifications on how to return a lost/stolen mobile device 800, detect a security compromise event, and determine whether a mobile device's functionality should be altered and (if so) determine the manner in which the functionality of the mobile device 800 should be altered, as depicted in Figures 1-7 and discussed previously. The host server 860 may operate in conjunction with any other desired systems, devices, human operators, or other entities.

#### OPERATION

[0136] Figures 9-64 depict various aspects of the operation of exemplary embodiments according to the present invention. Figures 9-16 depict exemplary notification measures that can be provided on a mobile computing device such as a laptop computer in accordance with the present invention. As shown in the illustrated embodiments, a notification icon or graphic is provided in proximity to input fields where users normally log in to access the mobile computing device. The notification icon or graphic is accompanied by text providing information regarding returning of the device. The various notification messages allow a finder of the mobile device to see that the device is protected by an application operating in conjunction with the present invention as well as to provide information to allow the user to return the device. For example,



referring now to Figure 13, screen 1300 provides a link to a website that an innocent finder can click on to return the device. Similarly, referring now to Figure 14, screen 1400 provides entry fields for a finder of the device to enter his or her name, phone number, and email address, and submit this information to a security authority. Screens 1500 and 1600 in Figures 15 and 16 respectively, provide a toll-free phone number and information regarding how to return the mobile device.

[0137] Figures 17-25 depict exemplary notification messages that may be displayed on a cellular phone, a PDA, or handheld mobile device. The notification messages alert the finder of the mobile device that the device is protected by an application operating in conjunction with the present invention as well as to provide information to allow the user to return the device. For example, referring now to Figures 18 and 22, the notification message may include buttons the user may select to return the mobile device. Figures 19, 20, and 21 depict notification messages that may be displayed when a user of a found mobile device places a call, such as to a security authority. Referring to Figure 23, the notification message may include an identification number associated with the mobile device as well as any other desired information.

[0138] A user of a mobile device protected in accordance with the present invention may interface with a host server such as one administered by a security authority through a website. Figures 26-37 depict exemplary screens and processes associated with a host server as exemplified by embodiments of the present invention. A user may be given an opportunity to sign up for a service to protect one or more mobile computing devices in accordance with the present invention (Figures 26-34). After a user has created an account, he/she may download a software application to the

mobile device to be protected, as depicted in flow diagram 2900 in Figure 29. The user is thus provided with information regarding installation and user of the security application (Figure 30). Referring to Figure 31, after the user has downloaded and installed the product and has restarted the mobile device (if necessary), once a network connection is available the application will launch a browser to a web page using a unique identifier such as an identifier tag previously obtained from the host server. As shown in Figures 32-33, a summary of the registration information is also presented to the user through the browser screen, and the screen may present a list of multiple devices protected by the service.

[0139] A user may be given an opportunity to sign up for a service to protect one or more mobile devices in accordance with the present invention. Figure 34 illustrates an exemplary process for creating an account and registering a mobile device in accordance with the present invention. A user creates an account (Figure 35), selects a mobile device (Figure 36), and completes the registration (Figure 37).

[0140] Figures 38-55 pertain to the installation and registration of a software application downloaded onto the mobile device. The user initiates an installation program (Figure 38), agrees to a license agreement (Figure 39), selects a destination in the file system of the mobile device for the software application (Figure 40), and confirms installation of the software application (Figure 41). The installation verifies that the software application installs properly, and if not, reinitiates the installation program (Figures 42-47). The user registers the software application with the host server (Figures 48-57). A finder of a mobile device protected in accordance with the mobile device may be directed to a web page hosted by the host server, which allows

the finder to report that the mobile device has been found (Figure 58). If desired, an authorized user may uninstall the application from the mobile device (Figure 59-64).

#### AUXILIARY USER INTERFACE

[0141] In another exemplary embodiment of the present invention, referring now to Figure 65, a user interface 6500 includes an auxiliary interface 6520 in conjunction with a primary access interface 6510. As used herein, "primary access interface" refers to any the interface normally first seen by a user of a device including, for instance, the login screen in Microsoft Windows once the OS has booted, a primary screen in a smartphone (such as one utilizing Windows Mobile, Symbian, Palm OS, or Blackberry OS) that is normally presented to a user when the device is powered up, or the front end screen of any other device such as a tablet PC, a weapons system, a PDA or a healthcare-related device. In general, the primary access interface is where a user first is presented with an opportunity to gain access to the electronic device. Such a primary interface often includes one or more fields to enter a userid and/or password, and upon successful authentication, the user is given access.

[0142] Through the auxiliary interface 6520, the present invention allows a user to gain access to useful features of the electronic device and be provided with information without having to log in or otherwise be authenticated through the primary access interface 6510. The auxiliary interface 6520 may include any number of hardware and/or software components of an electronic device. The auxiliary interface 6520 may provide information in any suitable manner, such as visually on a screen of an electronic device or audibly through one or more speakers. Likewise, the auxiliary interface 6520 may receive information (such as from a user, data server, or other

source) in any suitable manner such as through a keyboard, microphone, or wired/wireless data connection.

[0143] In the exemplary embodiment depicted in Figure 65, the auxiliary interface 6520 is a space on the screen of an electronic device where a user may receive or enter information outside of a login or authentication area (i.e., primary access interface 6510). In this embodiment, the space on the login screen is not part of the normal operating system interface but allows messages to be displayed or user input to be entered without requiring the user to be authenticated through the primary access interface 6510. The auxiliary interface 6520 (if visual) may be any size, shape, or configuration, such as an extra space on the power-up home screen on a PDA or smartphone.

[0144] The auxiliary interface 6520 may additionally, or alternatively, send and receive audible information. For example, the auxiliary interface 6520 may provide audible messages through a speaker on the electronic device and/or allow a user to provide audible input through a microphone.

[0145] The auxiliary interface 6520 may allow any desired information to be provided in a message, and such messages can be provided in any format. For example, a message may include one or more of: an alarm, an audio message, a music performance, a video message, a graphical image, a reminder to purchase items low in inventory, a television program currently available for viewing, instructions describing how a found device may be returned to its rightful owner, an advertisement, a current date, a current time, and a prompt soliciting the user to enter a response to a request.

[0146] Information provided in a message can originate from any source. For example, content of a message may be received by an account owned by the user of the electronic device. This allows information received by a user's email, voicemail, or other account to be communicated to the user through the auxiliary interface 6520. Additionally, the content of a message may be stored in a database and provided randomly or based on any desired criteria, such as the current date, time, and/or location of the electronic device.

[0147] The message may include an indication that the current time is a preferred time to begin a communication. The auxiliary interface 6520 may, in such cases, also provide a prompt to a user of the electronic device with instructions on how to initiate the communication. Among other things, such messages can be sent to alert a user as to when the costs for performing the communication are optimal (such as the start of a period of free use, such as "weekend" or "evening" minutes on some mobile telephone plans). Messages, such as those indicating the preferred time to begin a communication, may be provided through the auxiliary interface 6520 automatically by a provider, in response to a request by the user, or according to any other desired criteria.

[0148] A message provided through the auxiliary interface 6520 may include information on the electronic device or its usage. For example, a message may include a message digest that includes one or more of: a summary regarding email messages waiting to be viewed, a summary regarding number of calls received but not answered, a summary regarding text messages received, a summary regarding access attempts to the provided electronic device, a summary regarding an urgent news flash, a summary regarding weather conditions in a pre-defined location, a summary regarding a status of

a sports game for a predefined contest, a summary regarding a score of a sports game for a predefined contest, a summary regarding a status of a predefined sports team, a summary regarding a status of predefined athlete, a summary regarding upcoming meeting times, a summary regarding closure of an educational school facility, a summary regarding availability of an urgent warning message, a summary regarding tasks needing attention, a summary regarding upcoming bills that require payment, a summary regarding bills that have been recently paid, a summary regarding availability of a commercial offer, and a summary regarding location of the provided electronic device.

[0149] The summary regarding text messages received may further include at least one of a number of messages received and at least part of the content of a text message. The summary regarding status of the provided electronic device includes at least one of: an accessibility mode of the provided electronic device, a battery status of the provided electronic device, a status of software updates being made to the electronic device, results of a self-test of the provided electronic device, a notice indicating that the provided electronic device requires service, and a notice that a companion device was detected or not detected by the provided electronic device. The accessibility mode may comprise at least one of: a locked down status; a normal status; a restricted use status; and a lost status.

[0150] The message may include a time-sensitive alert message, such as an urgent communication request from an authorized third party, an urgent notice from an authorized security authority, notice that the provided electronic device is in the vicinity of a business that is providing a special commercial offer, and/or notice of an impending

dangerous event. Examples of impending dangerous events include a notice of a weather emergency; a notice of a school lockdown condition; a notice of a police emergency; a notice of traffic emergency; a notice of an Amber Alert; a notice to urgently return to a designated location; a notice of an armed intruder in the vicinity of a designated location; a notice of an armed intruder in the vicinity of the mobile device; a notice by an employer of a dangerous condition in a facility operated by the employer; a notice of attempted unauthorized access to a computer system; a notice of attempted unauthorized access to an account belonging to the user; a notice of an attempted unauthorized access to the provided electronic device; a notice of compromise of an area protected by a security system; and/or a notice of theft of property owned by the user.

[0151] A message provided through the auxiliary interface 6520 may include advertising information. For example, the message may include notice that the provided electronic device is in the vicinity of a business that is providing a special commercial offer, as well as instructions for the user to provide input to receive additional information regarding the special commercial offer. The message may also include a display of a map of the business and a current location of the provided electronic device. The map may include, for example, an iconic representation of the product frequently purchased by the user that is available for purchase at the respective business within a predetermined distance. Likewise, the message may include any other type of advertising message, such as a special offer (such as a coupon) as well as the location and contact information of a business.

[0152] In accordance with the present invention, the current location of an electronic device can be determined, and one or more locations of businesses within a predetermined distance of the provided electronic device may be obtained (e.g., from a participating advertiser database). Advertisements for the businesses within the predetermined distance can then be provided through the user interface of the electronic device. This allows a user to receive advertisements and offers from businesses close to the user, and that the user is thus more likely to visit than businesses distant from the user.

[0153] To avoid nuisance advertisements and/or solicit advertisements for goods and services the user is currently interested in, the user may establish a pre-specified advertisement filter criterion and suppress one or more advertisements that do not satisfy the pre-specified advertising criterion. Likewise, advertising can be custom targeted to the user by retrieving a list of products and/or services frequently purchased by the user from a purchase history database and determining that a product/service frequently purchased by the user is for sale by a business within a predetermined distance of the provided electronic device. A message indicating that the product/service frequently purchased by the user is available for purchase at the business within a predetermined distance can then be displayed through the auxiliary interface 6520. By targeting advertising to a user in this manner, advertising the user is likely to consider a nuisance is reduced and vendors of goods and services are more likely to reach interested customers with their advertising.

[0154] A map displayed through the auxiliary interface 6520 may include any other desired information. For example, the map can show the current location of the



electronic device, a desired destination in relation to the current location of the electronic device, and/or a route between the desired destination in relation to the current location of the provided electronic device (as well as any other suitable information) can be provided using the auxiliary interface 6520 to allow a user to, at a glance, determine his or her location without needing to be authenticated through the primary access interface 6510. Destinations on the map can be received by the electronic device from a third party (such as a communications provider), input by the user, or provided by any other source. The desired destination on the map can also be the location of a person that requires assistance from the user, such as a patient requiring assistance; a motorist whose conveyance has failed to continue operating; a child, wherein the user is the child's guardian; a guardian, wherein the user is the guardian's child; an injured soldier; a pilot who ejected from an aircraft; a pilot who executed an emergency landing from an aircraft; and a motorist whose vehicle communicated an airbag deployment alert. The present invention may thus be used to aid police, fire, and medical personnel.

#### USER ACCESS TO SERVICES THROUGH THE AUXILIARY INTERFACE

[0155] In addition to providing information through the auxiliary interface 6520, the present invention allows a user to access a service available from the electronic device without requiring the user to be authenticated through the primary access interface. In this context, a "service" includes any application, feature, and/or function on (or accessible using) the electronic device, whether implemented in hardware, software, or a combination of the two. Such services can be accessed by the user in any manner, such as by prompting the user, using the auxiliary interface, to enter a

command to activate the service and receiving an entered command from the user through the auxiliary interface to initiate the service.

[0156] In one exemplary embodiment of the present invention, the global positioning system services of a mobile device may be accessed by a user through the auxiliary interface 6520. For example, a prompt can be provided through the auxiliary interface to provide an input when a desired physical location is reached, obtaining global position data from the provided electronic device regarding the desired physical location, and storing the global position data for later recall by the provided electronic device. This stored position data can then be recalled and a second set of global position data (representing an updated position of the provided electronic device) obtained. A guidance message can then be provided through the auxiliary interface 6520 to guide the user to return to the desired physical location.

[0157] Any additional data may be received by the electronic device in conjunction with the entry of input by the user. For example, the electronic device may receive an RFID transmission regarding one or more of: an identity of the user, the location of the provided electronic device, and the location of a companion device.

[0158] Any service can be accessed by the user through the auxiliary interface 6520, including: a software maintenance utility; a Voice Over Internet Protocol (VOIP) application; an operating system utility; an alternate operating system launcher; an Internet browser; a time management application; a messaging utility; an email utility; a lost device return service application; a data synchronization utility; a data backup utility; an emergency communication initiation utility; a media player; a device security manager; a restricted access manager; an address lookup utility; a fast shutdown

application; a reboot application; a password reset application; a self-test application; and combinations thereof.

[0159] Services can also be launched or initiated in conjunction with the present invention, either automatically or in response to input by the user. Such services include one or more of: an antivirus program to mitigate a virus attack on the provided electronic device; a disc repair utility to repair a disk connected to the provided electronic device; an operating system safe mode session; a utility for backing up data stored in the provided electronic device to a nonvolatile storage; a utility for backing up data stored in the provided electronic device to a remote server through a communication link established by the provided electronic device; and an application for playing a media file accessible by the provided electronic device. Likewise, any service can be utilized in conjunction with the present invention for any desired purpose, such as an Internet browser to access a web page through an Internet communication link established by the provided electronic device; an email utility to read an email message in a predetermined email account; an email utility to compose an email message for transmitting through a communication link established by the provided electronic device; and a time management application to access at least one of an electronic calendar and electronic scheduling program.

[0160] The auxiliary interface 6520 may authenticate the user in any suitable manner, such as by, for example, launching a device security manager, authenticating the user, presenting to the user options to manage security in the provided electronic device, and receiving from the user an input regarding the options to manage security.

The auxiliary interface 6520 may utilize any security mechanism, including those described above in relation to the detection of a security compromise event.

[0161] The auxiliary interface 6520 may also be used to help facilitate the return of a lost/stolen electronic device by, for example, presenting to the user instructions regarding how to return the provided electronic device to an authorized user; and receiving input from the user regarding at least one of: a name of the user; a current location of the user; a phone number of the user; a physical address of the user; and an email address of the user.

[0162] Likewise, a method operating in accordance with the present invention may include transmitting to the provided electronic device a lost status indicator; obtaining, by the provided electronic device, current location information of the electronic device; presenting to the user: a lost status message, indicating that the provided electronic device has been reported lost or stolen; instructions regarding how to return the provided electronic device to an authorized user; and a location awareness message comprising the current location information and a notification that a present location of the provided electronic device has been reported to appropriate authorities. The current location information can be transmitted to a security authority or other suitable entity to aid in recovering the device. Additionally, the location awareness message can be transmitted by a security authority to the auxiliary interface of the electronic device.

[0163] The auxiliary interface 6520 may be used to launch an emergency communication utility. For example, the emergency communication utility may transmit a pre-stored emergency message to a pre-designated emergency responder, such as a

recorded audio message; a synthesized voice message; a text message; a stored data file; user identification information; a current location of the provided electronic device; a current network address of the provided electronic device; and/or a list of wireless access points accessible by the provided electronic device. The message can be transmitted to any emergency responder, such as a police agency; a rescue agency; a 911 operator; an emergency monitoring service; a medical care provider; a legal guardian of the user; and/or a designated emergency contact.

[0164] The emergency message can be transmitted without providing the user a message that the emergency responder has been contacted (e.g., in the case that the electronic device has been stolen) or, alternatively, a message (e.g., received from the emergency responder) confirming that the emergency message has been received can be provided through the auxiliary interface 6520. The emergency message may include any suitable information, such as a list of wireless access points accessible by the provided electronic device. Among other things, this can help emergency responders locate the electronic device (and its user).

[0165] The user can be prompted through the auxiliary interface 6520 to select a desired pre-designated emergency responder the emergency message should be transmitted to, as well as a pre-designated emergency message to transmit. The user may enter information (such as by audio recording) to be transmitted with the emergency message.

[0166] As described previously with regards to actions that may be taken when a security compromise event is detected, the auxiliary interface 6520 can be used to display information or receive input when a security compromise event has occurred.

For example, when an instruction from a security authority is received for the electronic device to enter a lockdown mode, access to the primary access interface may be disabled, while still allowing inputs to be provided by the user to the auxiliary interface 6520. Likewise, a message can be output through the auxiliary interface 6520 that the device is in lockdown mode and informing the user that the must enter authentication data to unlock the provided electronic device. The auxiliary interface 6520 may also be used to receive authentication data from the user.

[0167] ELECTRONIC DEVICE AND API SYSTEM

[0168] Figure 66 illustrates a block diagram 6600 of a system of the present invention incorporating the electronic device including an application programming interface, or API, and various linked remote components. The user interface 6500 discussed in conjunction with Figure 65 is shown coupled to a processor 6503 including volatile memory and non-volatile memory, and an operating system 6605, which may be running on the same electronic device as the user interface 6500, or wholly or partially remote. Also coupled to the user interface 6500 is an application programming interface 6610 which is further coupled to the operating system 6605. Those of skill in the art appreciate such coupling may provide for the API requesting certain information from the operating system, such as the current time, the current date, the current location of the electronic device, or other information.

[0169] The API 6610 is coupled to a source/receiver 6650 that may make requests for information from the electronic device, such as requesting that a message be output to the auxiliary interface 6520 or data input by a user in the auxiliary interface 6520 be returned for processing. The API may authenticate the API source/receiver

6650 before providing information to or accepting information from the source receiver 6650. The API is also coupled to a user configuration database 6620, which may store any information custom to the user of the electronic device, such as the user's profile, authorized user lists, the user's purchase history, the user's advertising filter criteria, access control list information, password information, or any other user-centric information.

[0170] A remote content source is linked to both the API 6610, and a remote API source/receiver/server system 6650. The server system 6650 may remotely send and receive information to the API, including commands for data to be ultimately displayed on the auxiliary interface 6520, or commands for the API to retrieve and/or store data to a local content source 6640, which may be populated with data from the electronic device, the API 6610, the Operating System 6605, or the server system 6650.

[0171] Embodiments of the present invention include a primary access interface where messages are in an auxiliary interface area, where a user can see/hear the message without having to log in (that is, when they normally would have to have logged in to access the message). Included in various embodiments are types of messages output, emergency messages, advertising messages and conditions for outputting messages. Also provided is allowing for user input through an auxiliary interface triggering services or features normally requiring login (before they can be used). What is further provided is an application programming interface for independent or third party applications. What is also provided is an advertising server system integrated with a front-end interface.

[0172] There is provided a method comprising definition of a user interface of a provided electronic device, the user interface including: an auxiliary interface for receiving input from a user and providing output to the user; and a primary access interface. The method further includes providing, from an application programming interface (API), a message to the user through, for instance, the auxiliary interface, wherein the message is provided without requiring the user to be authenticated through the primary access interface. The method further includes accepting input from the user through the auxiliary interface, wherein: the user input through the auxiliary interface causes the API to access a service from the provided electronic device; and the API accesses the service without requiring the user to be authenticated through the primary access interface.

[0173] Through the API, any source, whether automated or human, local or remote, may request access to the device or to the user interface (via either the primary access interface or the auxiliary interface) to either send information or obtain information. The source may be authenticated in any desired manner. In one embodiment, a method of the present invention comprises authenticating, by the application programming interface, an API source that requests access to the auxiliary interface. Such authentication may include obtaining identity information regarding the API source that requests access and comparing the identity information to a pre-stored list of authorized API sources. Further a method of the present invention may include authenticating an API source that requests data to be sent from the auxiliary interface through the application programming interface, and in one embodiment, includes



obtaining identity information regarding the API source that requests data to be sent and comparing the identity information to a pre-stored list of authorized API data receivers.

[0174] The API may perform any desired function such as obtaining data from and presenting data to the user interface, and more particularly, to the auxiliary interface. The data may comprise any type of content, whether in the form of messages, video, text, advertisements, status information, and the like. One embodiment comprises receiving a display message from the API and outputting the display message to the auxiliary interface. Likewise, data may be obtained from the auxiliary interface and transferred to the API, which may optionally then process the data, transfer the data to a process or service coupled to the API, or transfer the data to a remote system. The data, or input, received by the API from the auxiliary interface may be then transmitted to a remote server through a communication link provided by or integrated in the provided electronic device.

[0175] The API may receive and process any desired information from a remote server. In one embodiment, the API may receive a response from the remote server and display the response in the auxiliary interface. The response may comprise any desired information, data, or content, such as an advertisement. In an embodiment, aspects of the present invention may determine a current location of the provided electronic device (whether through the API or a system call to an operating system on the provided electronic device); obtain by the API one or more locations of businesses from an participating advertiser database that are within a predetermined distance of the provided electronic device; and display one or more advertisements for the one or more businesses within the predetermined distance. Information may be suppressed or

displayed through the auxiliary interface in any desired manner. For example, aspects of the present invention include establishing, by the user, a pre-specified advertisement filter criterion; and suppressing the one or more advertisements that do not satisfy the pre-specified advertising criterion.

[0176] The API may assist in processing and/or customizing advertizing requests, including such methods as retrieving, by the API, a list of products frequently purchased by the user from a purchase history database; determining that a product frequently purchased by the user is for sale by a business within a predetermined distance of the provided electronic device; and displaying (either in the primary access interface or in the auxiliary interface) a message indicating that the product frequently purchased by the user is available for purchase at the business within a predetermined distance. Additional information may be displayed as desired, and in an embodiment, a map may be displayed indicating a location of the business within a predetermined distance, any may further comprise displaying a map indicating a current location of the provided electronic device with respect to the business within a predetermined distance. Also, a map may be displayed that indicates an iconic representation of the product frequently purchased by the user that is available for purchase at the respective business within a predetermined distance.

[0177] Various embodiments of the present invention may customize advertising information presented in the electronic device. For example, an embodiment includes retrieving, by the API, a list of services frequently purchased by the user from a purchase history database; determining that a service frequently purchased by the user is for sale by a business within a predetermined distance of the provided electronic

device; and displaying a message indicating that the service frequently purchased by the user is available for purchase at the business within a predetermined distance. Other factors may be used to further affect the processing by the API to adjust the output to the auxiliary interface, including determining from the purchase history database a time of day range that the service frequently purchased is most likely to be purchased; determining that the current time of day is within the time of day range; and displaying a message the present time is a preferred time to purchase the service. Those of skill in the art appreciate that determining a current location of the electronic device or a time of day may be undertaken by conducting system calls to the operating system or through drivers to any desired device such as a geographical positioning system (GPS) component that is coupled to the electronic device.

[0178] When advertising content is provided to the user, user input may be accepted through the auxiliary interface in response to the advertising content. In one embodiment, the advertising message further includes a prompt to provide data entry to obtain more information regarding the advertising message. The prompt may address any desired data entry, such as a request to suppress future displays of messages from the business advertised in the advertising message; and a request to suppress messages from advertisers similar to the business advertised in the advertising message.

[0179] The API, alone or in combination with other coupled applications, may comprise any desired information providing or processing service. Embodiments of the API may provide such services as a weather service, a web search service, an address

search service; a phone number search service; a restaurant search service; or any other service desired by a user.

[0180] ELECTRONIC DEVICE AND ADVERTISING DATA SERVER SYSTEM

[0181] Figure 67 shows a system 6700 of the present invention for providing advertising services through the auxiliary interface of an electronic device. The user interface 6500 discussed in conjunction with Figure 65 is shown coupled to a processor 6503 including volatile memory and non-volatile memory, and an operating system 6605, which may be running on the same electronic device as the user interface 6500, or wholly or partially remote. Also coupled to the user interface 6500 is an application programming interface 6610 which is further coupled to the operating system 6605. Those of skill in the art appreciate such coupling may provide for the API requesting certain information from the operating system, such as the current time, the current date, the current location of the electronic device, or other information.

[0182] The API 6610 is coupled to a source/receiver 6650 that may make requests for information from the electronic device, such as requesting that a message be output to the auxiliary interface 6520 or data input by a user in the auxiliary interface 6520 be returned for processing. The API may authenticate the API source/receiver 6650 before providing information to or accepting information from the source receiver 6650. The API is also coupled to a user configuration database 6620, which may store any information custom to the user of the electronic device, such as the user's profile, authorized user lists, the user's purchase history, the user's advertising filter criteria, access control list information, password information, or any other user-centric information.

[0183] A remote content source is linked to both the API 6610, and a remote API source/receiver/advertising data server system 6750. The server system 6750 may remotely send and receive information to the API, including commands for data to be ultimately displayed on the auxiliary interface 6520, or commands for the API to retrieve and/or store data to a local content source 6640, which may be populated with data from the electronic device, the API 6610, the Operating System 6605, or the server system 6750.

[0184] The advertising data server 6750 is also linked to an advertising server database and user information database 6730, which those of skill in the art appreciate may comprise a single unitary database or disjoint databases, and may be co-located with the advertising data server 6750 or remotely linked thereto.

[0185] Another aspect of the present invention provides a system for managing advertisement using an auxiliary user interface to a provided electronic device, the system comprising a provided user device and an advertising data server configured to communicate with the provided user device through the communication link. In a preferred embodiment, the provided user device comprises: a processor coupled to a user interface comprising a display and data entry device, and the user interface further includes a primary access interface for input and output to the provided electronic device and an auxiliary interface for input and output to the provided electronic device. The electronic device further includes a volatile memory coupled to the processor; a nonvolatile memory coupled to the processor; and a communication link coupled to the processor. The advertising data server may be configured to communicate with the provided user device through the communication link, and the advertising data server

further comprises a user information database and an advertising server database wherein the advertising data server is configured to transmit advertising information to the provided user device; and wherein the provided electronic device is configured to: present an advertising message within the auxiliary interface without requiring authentication of the user through the primary access interface; and accept input from a user through the auxiliary interface to access a service available from the provided electronic device, wherein the user may access the service without first being authenticated through the primary access interface.

[0186] The advertising data server may be configured to send or receive any desired information to or from the electronic device. In an embodiment, the advertising data server is configured to transmit to the provided electronic device a location of a business advertised in the advertising message. In another embodiment, the provided electronic device is configured to: determine a current location of the provided electronic device; obtain from advertising data server database one or more locations of businesses within a predetermined distance of the provided electronic device; and display one or more advertisements for the businesses within the predetermined distance.

[0187] The advertising data server may be configured to receive, store, provide, or retrieve any desired information, such as information affecting which content is provided to the auxiliary interface. In an embodiment, the advertising data server is configured to store a pre-specified advertisement filter criterion specified by the user and suppress one or more advertisement messages that do not satisfy the pre-specified advertising criterion. In another embodiment, the advertising data server is

configured to: retrieve a list of products frequently purchased by the user from the user information database; determine that a product frequently purchased by the user is for sale by a business within a predetermined distance of the provided electronic device; and transmit a message to the provided electronic device indicating that the product frequently purchased by the user is available for purchase at the business within a predetermined distance. The auxiliary interface of the electronic device may be configured to provide any information that may enhance a user's purchasing experience, such as being configured to display a map indicating a location of the business within a predetermined distance or to display a map indicating an iconic representation of the product frequently purchased by the user that is available for purchase at the respective business within a predetermined distance.

[0188] By accessing historical information stored in one or more databases, such as the advertising server database or the user information database, the advertising data server may be configured in various embodiments to retrieve a list of services frequently purchased by the user from user information database; determine that a service frequently purchased by the user is for sale by a business within a predetermined distance of the provided electronic device; and transmit to the provided electronic device a message indicating that the service frequently purchased by the user is available for purchase at the business within a predetermined distance. In another embodiment, the advertising data server is configured to: determine from the user information database a time of day range that the service frequently purchased is most likely to be purchased; determine that the current time of day is within the time of

day range; and transmit to the provided electronic device a message indicating that the present time is a preferred time to purchase the service.

[0189] Aspects of the present invention provide for interaction with the user through the auxiliary interface, for example, to ask a user whether more information is desired about a particular advertised product or service. In one embodiment, the advertising message further comprises a prompt to provide data entry to obtain more information regarding the advertising message, and may further include a prompt to the user to provide data entry to suppress future displays of messages from the business advertised in the advertising message; and suppress messages from advertisers similar to the business advertised in the advertising message. The advertising data server may also be configured to track user responses to provided advertising messages; and store the tracked user responses in the user information database.

[0190] Aspects of the present invention may also account for fees associated with advertising and responses to the advertising. In one embodiment, the advertising data server is further configured to accumulate a fee total for providing advertising messages that were responded to by the user. The fee total may include any desired accumulated data, including at least one of: a weighted total advertising served fee; a weighted total advertising viewed fee; a weighted total click through fee; and a weighted total purchase action fee. The weighted total advertising served fee may, in certain embodiments, comprise the sum of each advertiser-specific per-message-served fee times the number of respective advertiser-specific advertising messages transmitted to the provided electronic device. Also, the weighted total advertising viewed fee may comprise the sum of each advertiser-specific per-message-viewed fee times the



number of respective advertiser-specific advertising messages viewed by the user of the provided electronic device. Further, the weighted total click through fee may comprise the sum of each advertiser-specific per-message-clicked fee times the number of respective advertiser-specific advertising messages clicked on or otherwise selected for viewing by the user of the provided electronic device. And in one aspect, the weighted total click through fee comprises the sum of each advertiser-specific purchase action fee times the number of respective advertiser-specific purchases made by the user as a result of accessing advertising messages viewed by the user of the provided electronic device.

[0191] Embodiments of the present invention may be configured to automatically or directly interact with advertisers, businesses, and entities providing advertising services to end users. For example, accumulated or tracked fees may be sent to advertisers in any desired manner; in one embodiment, the advertising data server is configured to transmit to an advertising business a periodic accounting of advertising charges accrued. Also, the advertising data server may be further configured to interface to an advertising business and receive any information regarding the provision of advertising, such as: accepting for service an advertising message submitted by the advertising business; accepting a schedule for serving the advertising message; accepting an identified user target for serving the advertising message; accepting an identified ad service broadcast limit for serving the advertising message; accepting an identified ad service time of day service limit for serving the advertising message.

[0192] Aspects of the present invention may also tailor advertisements based on user input; in an embodiment, the advertising data server is configured to accept a user request to limit advertisements served to the provided electronic device used by the user. The user may provide inputs (for example, through the auxiliary interface) requesting that advertisements served to the user's electronic device suppresses any adult content. In an alternate embodiment, the user may request suppression of all advertising content, and optionally, such request may require the user to submit payment for suppression of advertisements served to the user's electronic device.

[0193] Any database associated with the advertising data server may store any information assisting with the provision of data to or from the auxiliary interface of the electronic device. In an embodiment, the advertising data server is configured to accept a user profile for storing in a user information database associated with the advertising data server. Those of skill in the art appreciate that the user information database and the advertising server database may be integrated or separate, and may be directly coupled to or remotely linked to the advertising data server. The user profile may comprise any information regarding the user, such as: information gathered about the user by the provided electronic device; information entered by the user in response to a request transmitted to the provided electronic device; or an acknowledgement to receive advertisements in exchange for compensation, where the compensation may include: a rebate fee to be applied towards communication charges accrued by the use of the provided electronic device by the user; a stipend paid for by at least one advertising entity; or a credit for purchase of goods or services from an advertising business.

[0194] Any kind or format of information may be output to the auxiliary interface, and in one embodiment, the advertising data server is configured to provide an audio message for presentation by the auxiliary user interface. The audio message may comprise any appropriate message such as a spoken advertisement. The audio message being output through the auxiliary interface may be accompanied by a graphical message such a static image during playback of the audio message on the provided electronic device. Alternatively, the advertising data server is further configured to provide a video message for presentation by the auxiliary user interface, and the provided electronic device may be configured to present a video control interface to the user for controlling playback of the video message.

[0195] In another embodiment, the advertising data server is configured to provide alternate advertising messages to the auxiliary user interface on a periodic basis. The advertising data server may be further configured to deactivate advertising service to the provided electronic device when the auxiliary user interface is reported as inactive, and may be further configured to activate advertising service to the provided electronic device when the auxiliary user interface becomes active. In yet another embodiment, the advertising data server is configured to deactivate advertising service to the provided electronic device when communications with the provided electronic device are inhibited. In another aspect, the advertising data server may be further configured to transmit an advertising message to a third party server for redirected transmission to the provided electronic device. Also, the advertising data server is further configured to transmit an advertising message to an application programming interface (API) process in the provided electronic device.

[0196] The particular implementations shown and described above are illustrative of the invention and its best mode and are not intended to otherwise limit the scope of the present invention in any way. Indeed, for the sake of brevity, conventional data storage, data transmission, and other functional aspects of the systems may not be described in detail. Methods illustrated in the various figures may include more, fewer, or other steps. Additionally, steps may be performed in any suitable order without departing from the scope of the invention. Furthermore, the connecting lines shown in the various figures are intended to represent exemplary functional relationships and/or physical couplings between the various elements. Many alternative or additional functional relationships or physical connections may be present in a practical system.

[0197] Changes and modifications may be made to the disclosed embodiments without departing from the scope of the present invention. These and other changes or modifications are intended to be included within the scope of the present invention, as expressed in the following claims.

**WHAT IS CLAIMED IS:**

1. A method comprising:
  - (a) defining a user interface of a provided electronic device, the user interface including:
    - (i) an auxiliary interface for receiving input from a user and providing output to the user; and
    - (ii) a primary access interface; and
  - (b) providing, using the auxiliary interface, a message to the user wherein the message is provided without requiring the user to be authenticated through the primary access interface.
2. The method as defined in Claim 1, wherein the message comprises one or more of:
  - an alarm;
  - an audio message;
  - a music performance; a video message;
  - a graphical image;
  - a reminder to purchase items low in inventory;
  - a television program currently available for viewing;
  - instructions describing how a found device may be returned to its rightful owner;
  - a current date;
  - a current time; and
  - a prompt soliciting the user to enter a response to a request.

3. The method as defined in Claim 2, wherein content in the message was received by an account owned by the user within a predetermined period of time.
4. The method as defined in Claim 2, wherein content in the message is stored in a database.
5. The method as defined in Claim 4, wherein the content in the message is chosen from the database based on a random selection.
6. The method as defined in Claim 4, wherein the selected message is chosen from the pre-stored collection based on at least one of:
  - the current date;
  - the current time; and
  - the current location of the electronic device.
7. The method as defined in Claim 1, wherein the message indicates that the current time is a preferred time to begin a communication.
8. The method as defined in Claim 7, further comprising providing a prompt to the user with instructions regarding how to initiate the communication.
9. The method as defined in Claim 1, wherein the message comprises a message digest, the message digest comprising at least one of:
  - a summary regarding email messages waiting to be viewed;
  - a summary regarding number of calls received but not answered;
  - a summary regarding text messages received;
  - a summary regarding access attempts to the provided electronic device;
  - a summary regarding an urgent news flash;
  - a summary regarding weather conditions in a pre-defined location;

a summary regarding a status of a sports game for a predefined contest;  
a summary regarding a score of a sports game for a predefined contest;  
a summary regarding a status of a predefined sports team;  
a summary regarding a status of predefined athlete;  
a summary regarding upcoming meeting times;  
a summary regarding closure of an educational school facility;  
a summary regarding availability of an urgent warning message;  
a summary regarding tasks needing attention;  
a summary regarding upcoming bills that require payment;  
a summary regarding bills that have been recently paid;  
a summary regarding availability of a commercial offer; and  
a summary regarding location of the provided electronic device.

10. The method as defined in Claim 9, wherein the summary regarding text messages received includes at least one of a number of messages received and at least part of the content of a text message.

11. The method as defined in Claim 9, wherein the summary regarding status of the provided electronic device includes at least one of:

an accessibility mode of the provided electronic device;  
a battery status of the provided electronic device;  
a status of software updates being made to the electronic device;  
results of a self-test of the provided electronic device;  
a notice indicating that the provided electronic device requires service;

and

a notice that a companion device was detected or not detected by the provided electronic device.

12. The method as defined in Claim 11, wherein the accessibility mode comprises at least one of: a locked down status; a normal status; a restricted use status; and a lost status.

13. The method as defined in Claim 1, wherein the message comprises a time-sensitive alert message, the time-sensitive alert message comprising one or more of:

an urgent communication request from an authorized third party;

an urgent notice from an authorized security authority;

notice that the provided electronic device is in the vicinity of a business that is providing a special commercial offer; and

notice of an impending dangerous event.

14. The method as defined in Claim 13, wherein notice that the provided electronic device is in the vicinity of a business that is providing a special commercial offer further comprises instructions to provide input to receive additional information regarding the special commercial offer.

15. The method as defined in Claim 13, wherein notice that the provided electronic device is in the vicinity of a business that is providing a special commercial offer further comprises display of a map of the business and a current location of the provided electronic device.

16. The method as defined in Claim 13, wherein the time-sensitive alert message comprises notice of an impending dangerous event including at least one of:



a notice of a weather emergency;

a notice of a school lockdown condition;

a notice of a police emergency;

a notice of traffic emergency;

a notice of an Amber Alert;

a notice to urgently return to a designated location;

a notice of an armed intruder in the vicinity of a designated location;

a notice of an armed intruder in the vicinity of the mobile device;

a notice by an employer of a dangerous condition in a facility operated by the employer;

a notice of attempted unauthorized access to a computer system;

a notice of attempted unauthorized access to an account belonging to the user;

a notice of an attempted unauthorized access to the provided electronic device;

a notice of compromise of an area protected by a security system; and

a notice of theft of property owned by the user.

17. The method as defined in Claim 1, wherein the message comprises a map showing a current location of the provided electronic device.

18. The method as defined in Claim 17, wherein the map further shows a desired destination in relation to the current location of the provided electronic device.

19. The method as defined in Claim 18, wherein desired destination is received by the provided electronic device from a third party.

20. The method as defined in Claim 18, wherein desired destination is the location of a person that requires assistance from the user.

21. The method as defined in Claim 20, wherein the person that requires assistance includes at least one of:

- a patient requiring assistance;
- a motorist whose conveyance has failed to continue operating;
- a child, wherein the user is the child's guardian;
- a guardian, wherein the user is the guardian's child;
- an injured soldier;
- a pilot who ejected from an aircraft;
- a pilot who executed an emergency landing from an aircraft; and
- a motorist whose vehicle communicated an airbag deployment alert.

22. The method as defined in Claim 17, wherein the map further displays a route between a desired destination in relation to the current location of the provided electronic device.

23. The method as defined in Claim 1, wherein the message comprises an advertising message.

24. The method as defined in Claim 23 wherein the advertising message further comprises a special offer.

25. The method as defined in Claim 23 wherein the advertising message further comprises a location of a business advertised in the advertising message.

26. The method as defined in Claim 23 further comprising:  
determining a current location of the provided electronic device;

obtaining from an participating advertiser database one or more locations of businesses within a predetermined distance of the provided electronic device; and displaying one or more advertisements for the businesses within the predetermined distance.

27. The method as defined in Claim 26 further comprising: establishing, by the user, a pre-specified advertisement filter criterion; and suppressing the one or more advertisements that do not satisfy the pre-specified advertising criterion.

28. The method as defined in Claim 23 further comprising: retrieving a list of products frequently purchased by the user from a purchase history database; determining that a product frequently purchased by the user is for sale by a business within a predetermined distance of the provided electronic device; and displaying a message indicating that the product frequently purchased by the user is available for purchase at the business within a predetermined distance.

29. The method as defined in Claim 28 further comprising displaying a map indicating a location of the business within a predetermined distance.

30. The method as defined in Claim 29 further comprising displaying a map indicating a current location of the provided electronic device with respect to the business within a predetermined distance.

31. The method as defined in Claim 29 further comprising displaying a map indicating an iconic representation of the product frequently purchased by the user that is available for purchase at the respective business within a predetermined distance.

32. The method as defined in Claim 23 further comprising:  
retrieving a list of services frequently purchased by the user from a purchase history database;  
determining that a service frequently purchased by the user is for sale by a business within a predetermined distance of the provided electronic device; and  
displaying a message indicating that the service frequently purchased by the user is available for purchase at the business within a predetermined distance.

33. The method as defined in Claim 32 further comprising:  
determining from the purchase history database a time of day range that the service frequently purchased is most likely to be purchased;  
determining that the current time of day is within the time of day range; and  
displaying a message the present time is a preferred time to purchase the service.

34. The method as defined in Claim 23 wherein the advertising message further comprises a prompt to provide data entry to obtain more information regarding the advertising message.

35. The method as defined in Claim 23 wherein the advertising message further comprises a prompt to provide data entry to:  
suppress future displays of messages from the business advertised in the advertising message; and  
suppress messages from advertisers similar to the business advertised in the advertising message.

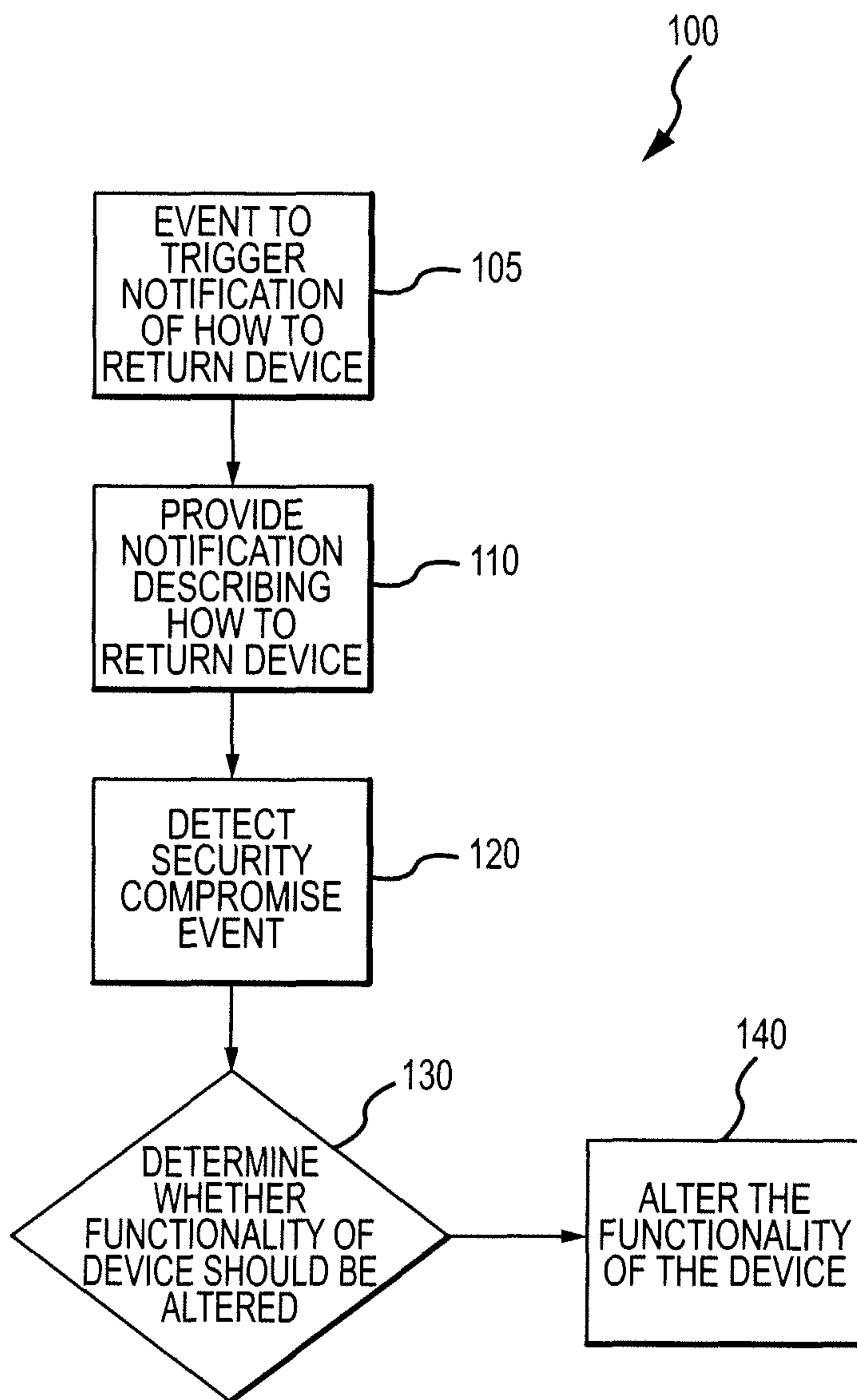


FIGURE 1

110  
↙

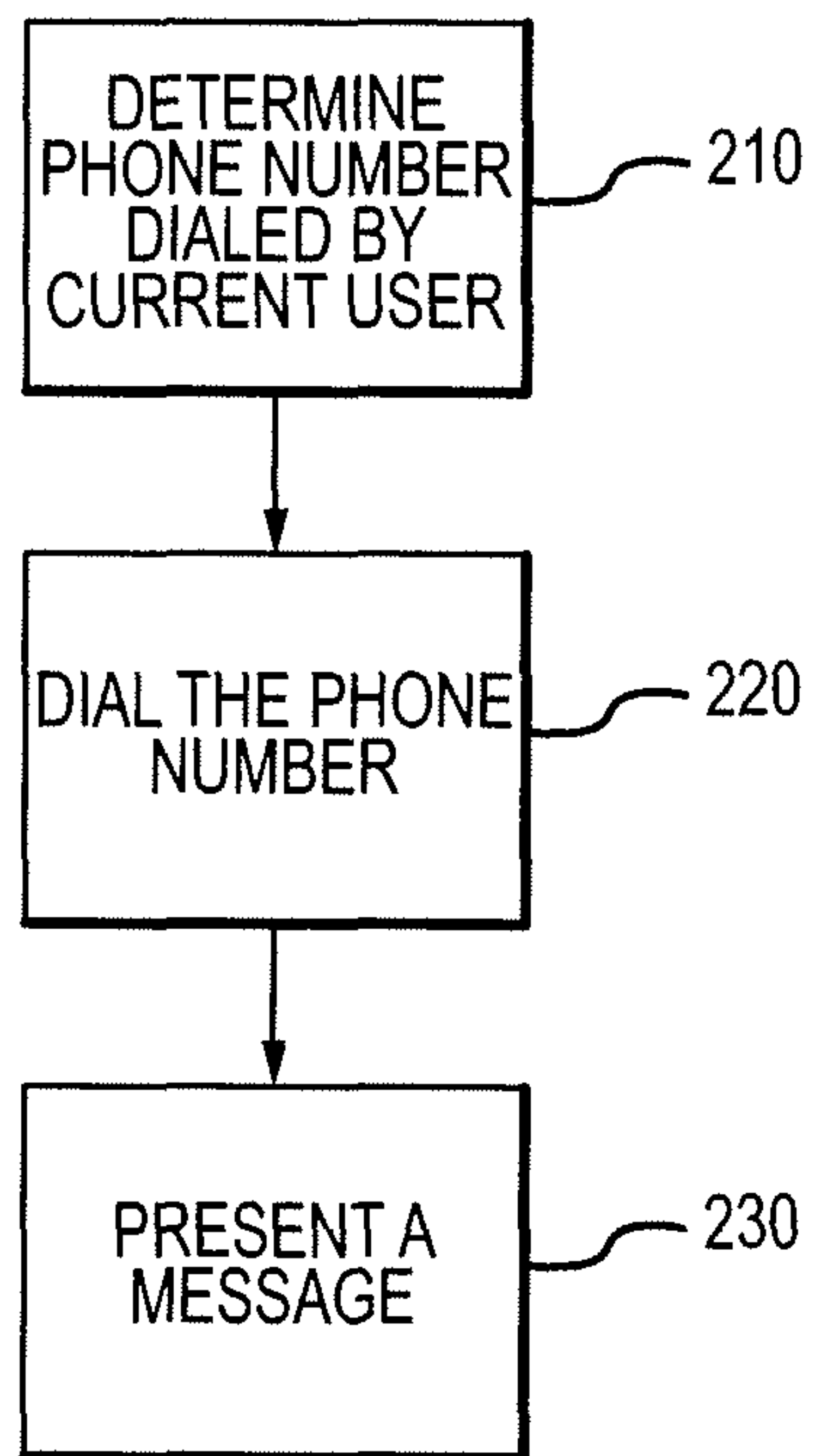


FIGURE 2

120  
↙

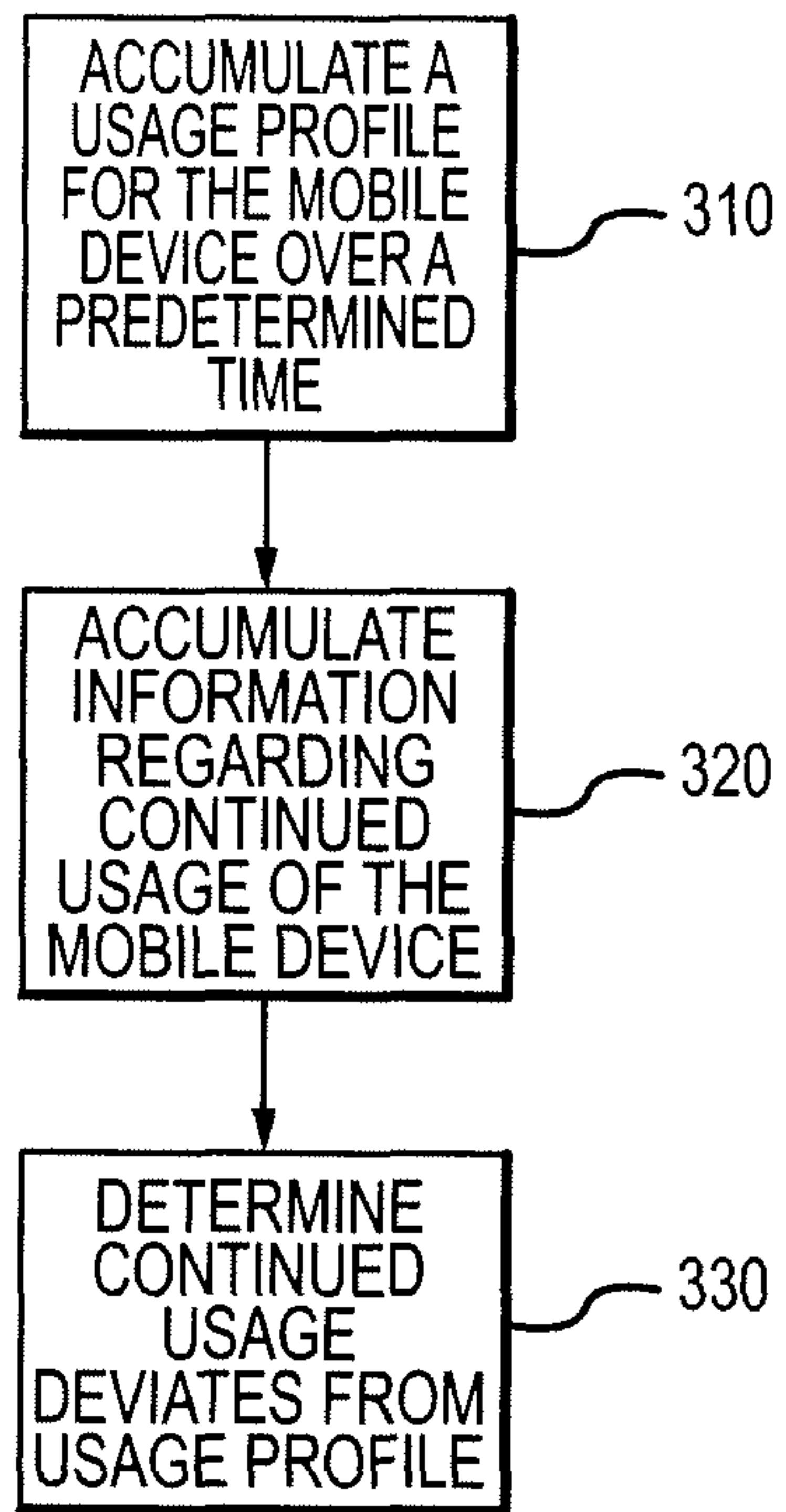


FIGURE 3

120  
↙

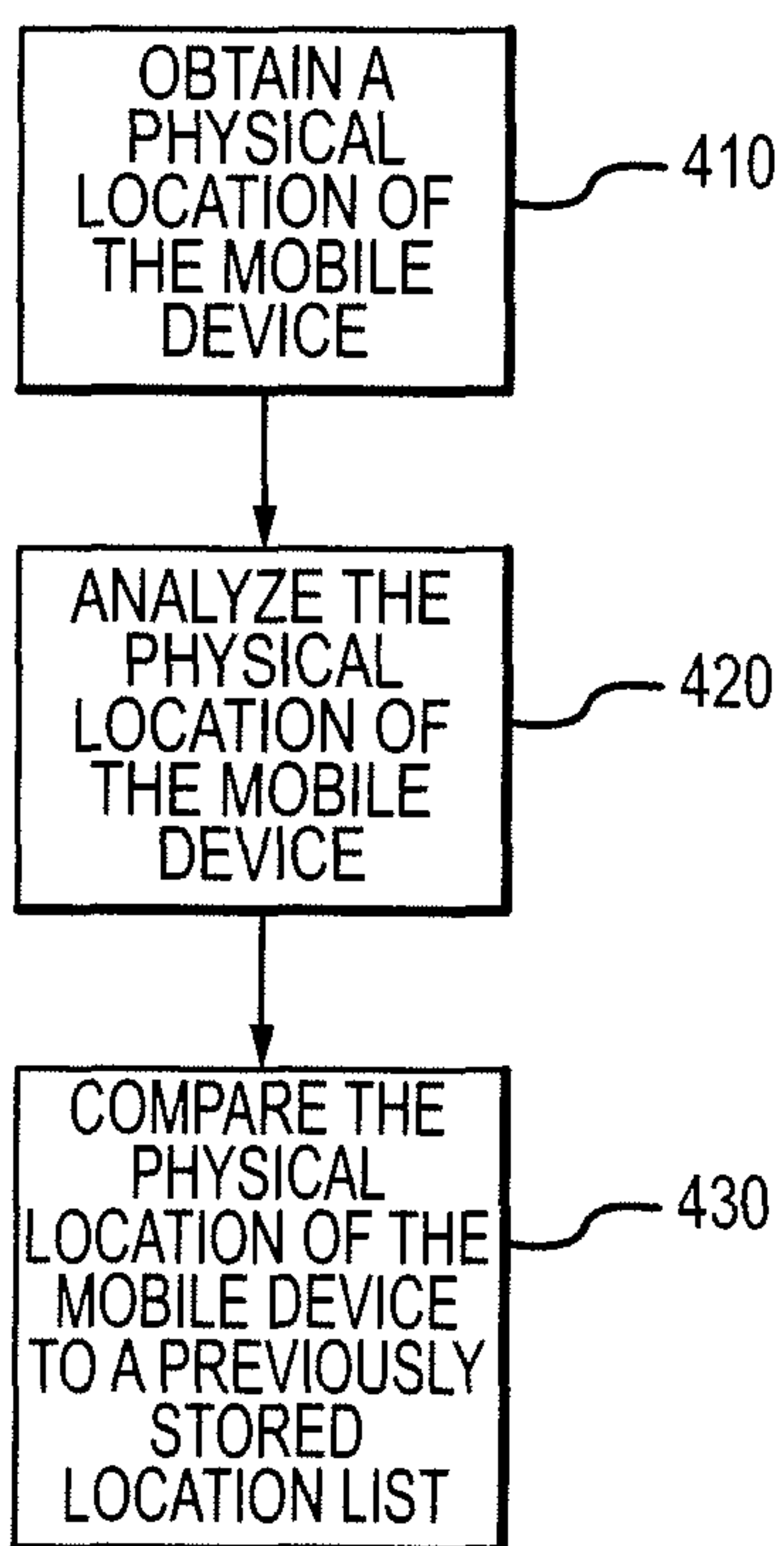


FIGURE 4



120  
↙

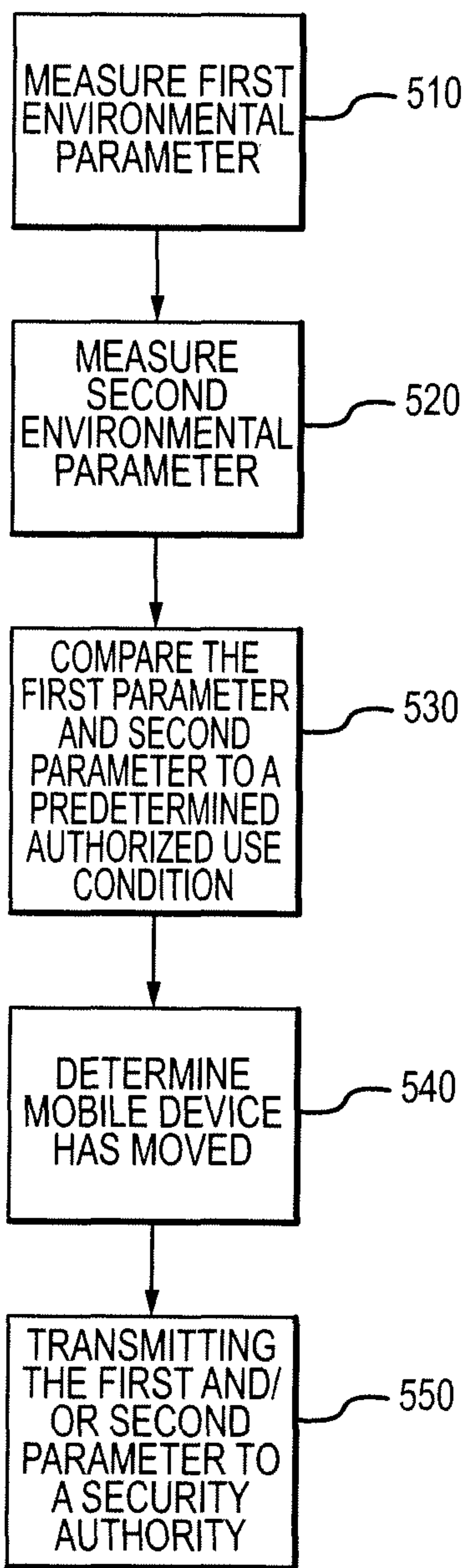


FIGURE 5

140  
↙

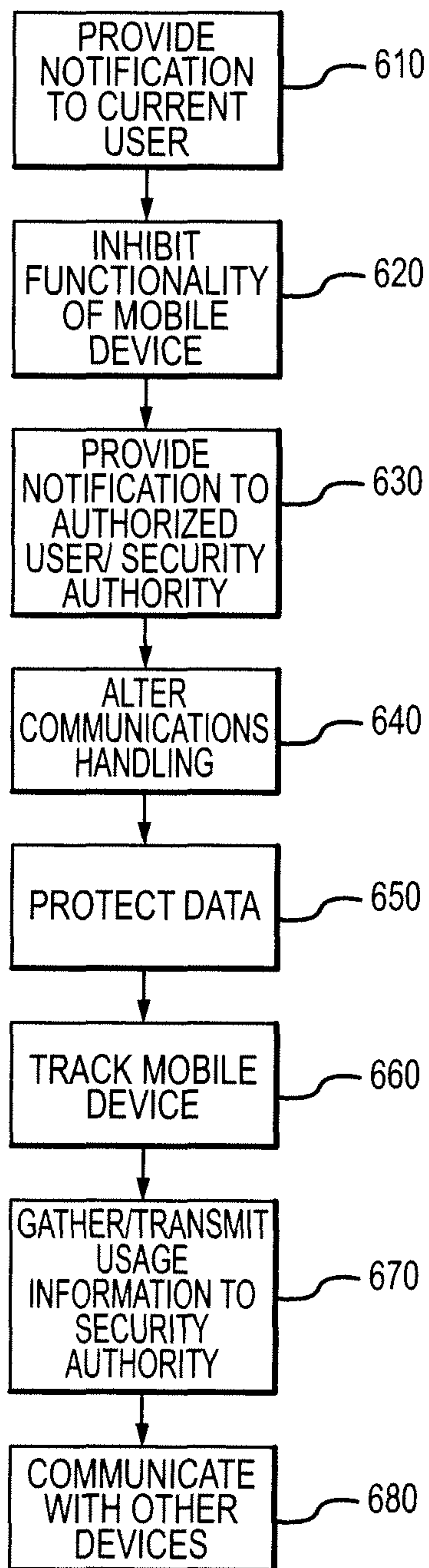


FIGURE 6

680

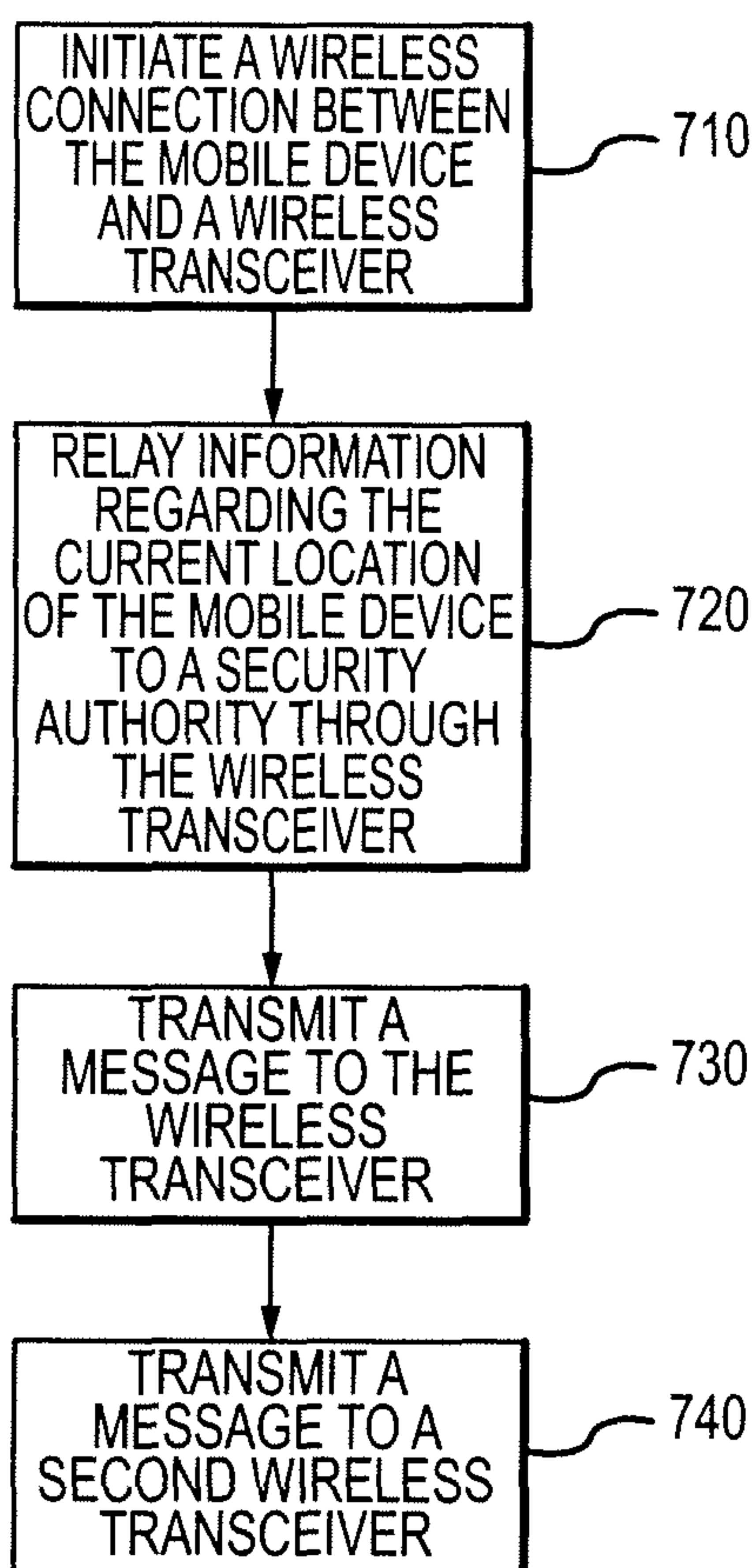


FIGURE 7

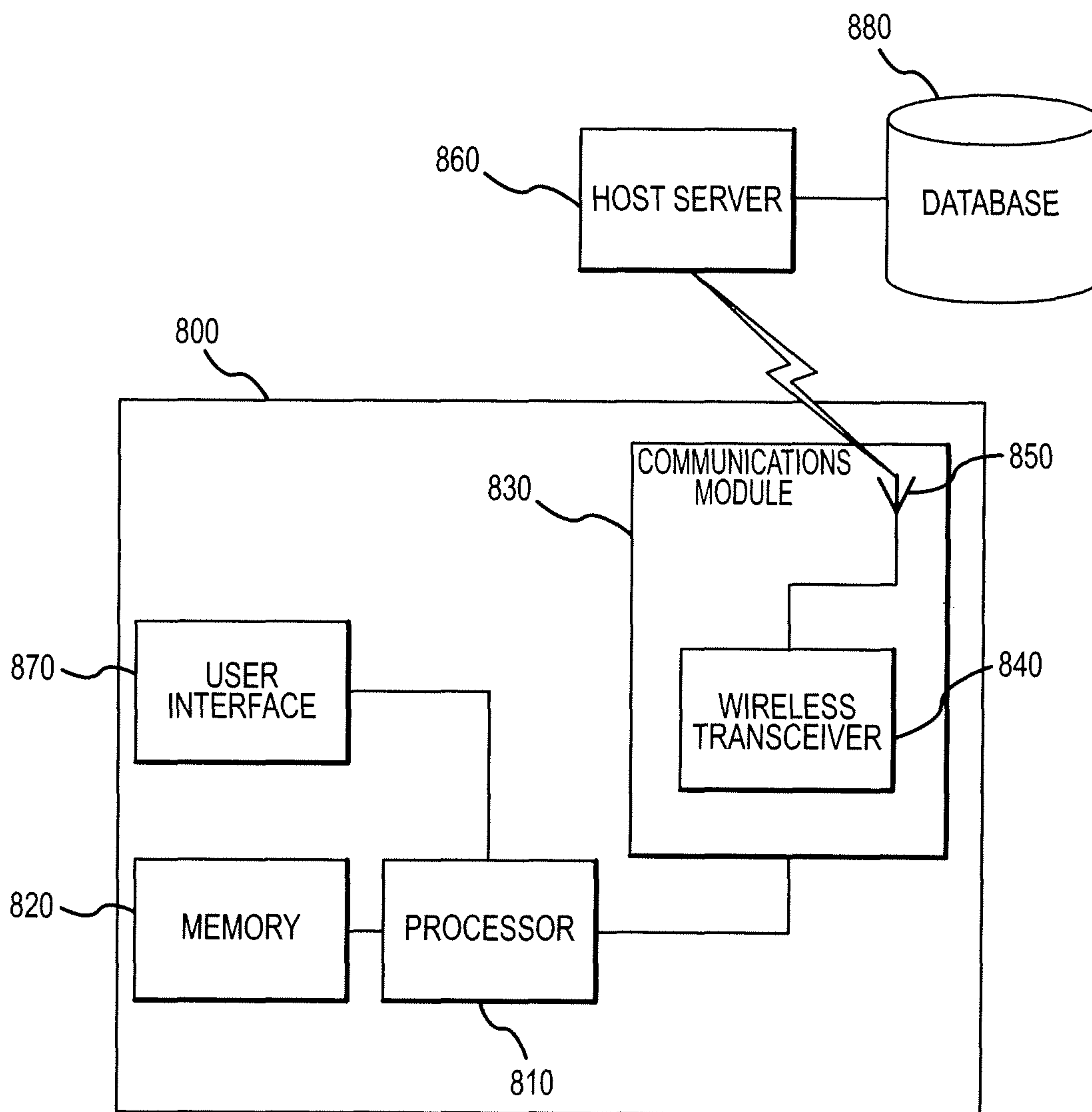


FIGURE 8

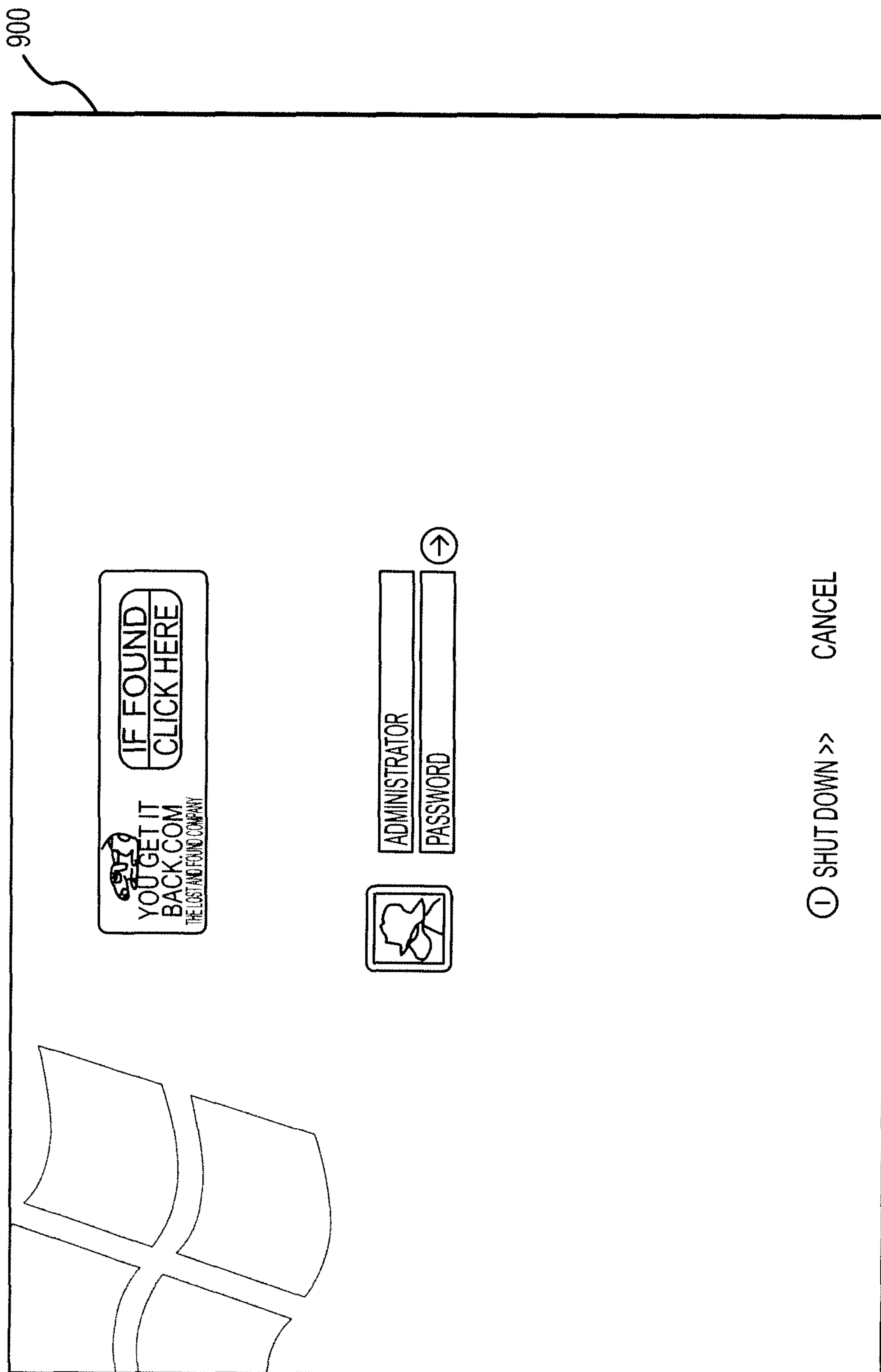


FIGURE 9

1000

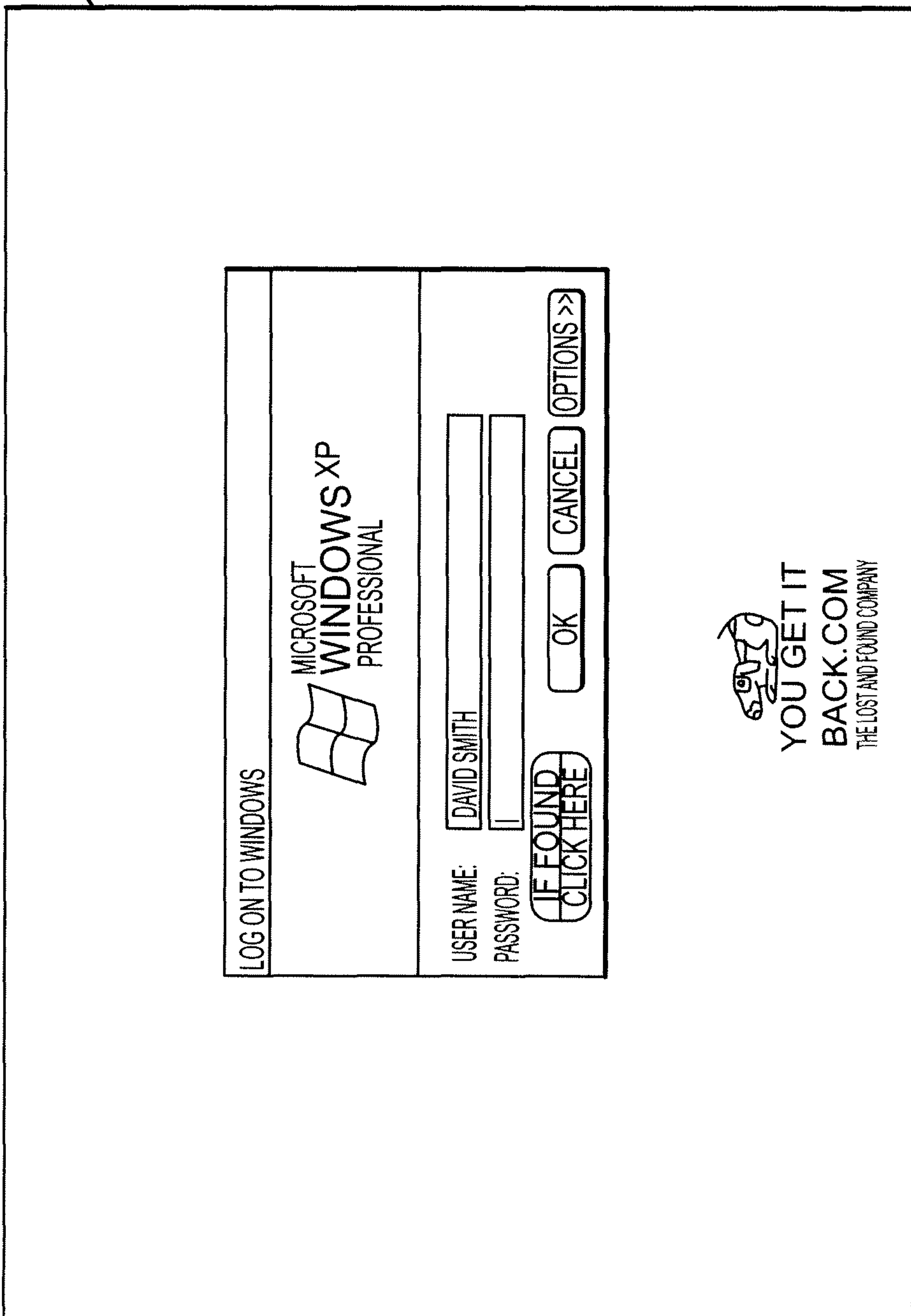


FIGURE 10

1100

**eTag CLIENT ONLINE**

NAME	
PHONE	
EMAIL	

THIS DEVICE IS NOW CONNECTED TO THE INTERNET. PLEASE FILL IN THE INFORMATION AND CLICK SUBMIT. WE WILL BE IN CONTACT WITH YOU TO ARRANGE COLLECTION OF THIS DEVICE.

YOUR REWARD: ONCE THIS COMPUTER IS RETURNED TO IT'S RIGHTFUL OWNER YOUGETITBACK.COM WILL PAY YOU A FINDERS FEE OF \$50 TO SHOW OUR APPRECIATION FOR YOUR ACT OF KINDNESS.

REPORT LOSS  THIS ALLOWS YOU TO SEARCH FOR THE OWNER WITHOUT CONNECTING TO THE YOUGETITBACK.COM WEBSITE.

XP  
NAME

PETER BERMINGHAM

TYPE YOUR PASSWORD

TURN OFF COMPUTER

AFTER YOU LOG ON, YOU CAN ADD OR CHANGE ACCOUNTS. JUST GO TO CONTROL PANEL AND SELECT USER ACCOUNTS.

FIGURE 11

1200

**THANK YOU!**

UNFORTUNATELY THE COMPUTER IS UNABLE TO ESTABLISH A CONNECTION WITH THE YOUGETITBACK.COM WEBSITE AT THIS TIME. IF YOU SELECT THE COUNTRY YOU ARE LOCATED IN FROM THE DROP DOWN MENU BELOW, WE WILL GIVE YOU THE LOCAL FREE PHONE NUMBER TO OUR LOST AND FOUND DEPARTMENT.

COUNTRY

FREE PHONE: (1) 214440301 OR 8664 268 692  
ID: 628609935532534

**YOUR REWARD! ONCE THIS COMPUTER IS RETURNED TO ITS RIGHTFUL OWNER YOUGETITBACK.COM WILL PAY YOU A FINDERS FEE OF \$50 TO SHOW OUR APPRECIATION FOR YOUR ACT OF KINDNESS.**

THIS ALLOWS YOU TO SEARCH FOR THE OWNER WITHOUT CONNECTING TO THE YOUGETITBACK.COM WEBSITE.

XP  
WS  
NAME

---

PETER BERMINGHAM  
TYPE YOUR PASSWORD

TURN OFF COMPUTER

AFTER YOU LOG ON, YOU CAN ADD OR CHANGE ACCOUNTS.  
JUST GO TO CONTROL PANEL AND SELECT USER ACCOUNTS.

FIGURE 12



1300

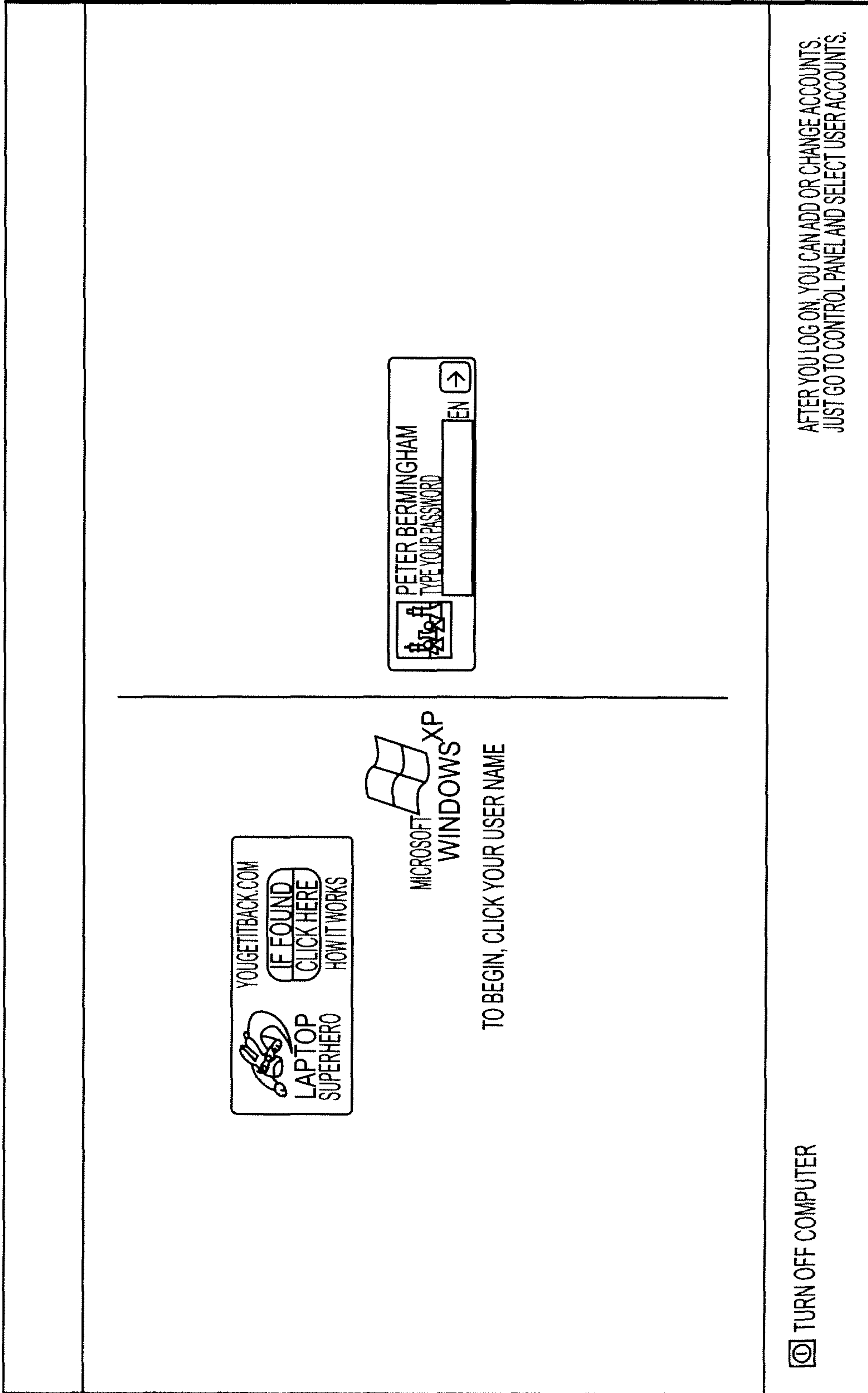


FIGURE 13

1400

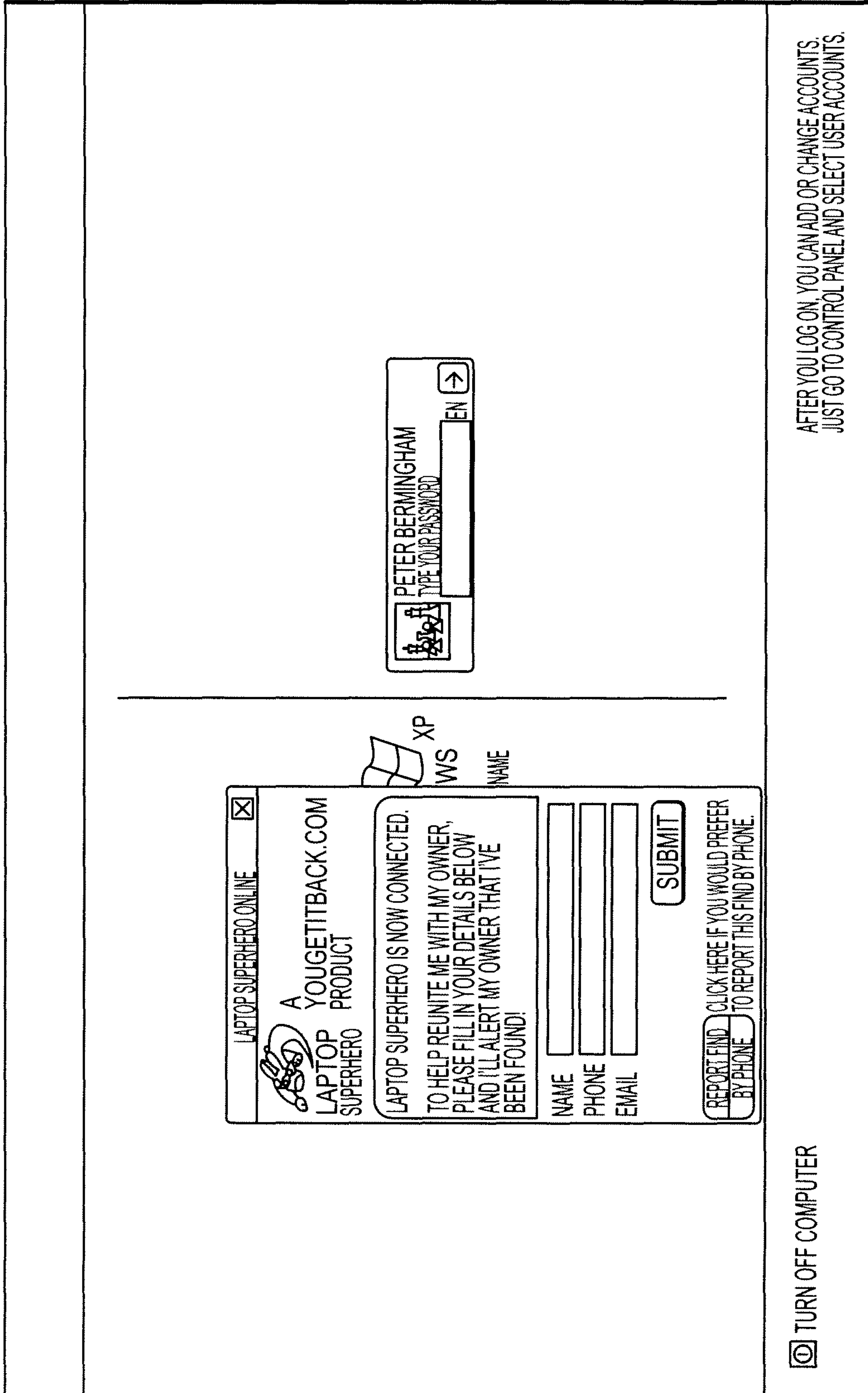


FIGURE 14

1500

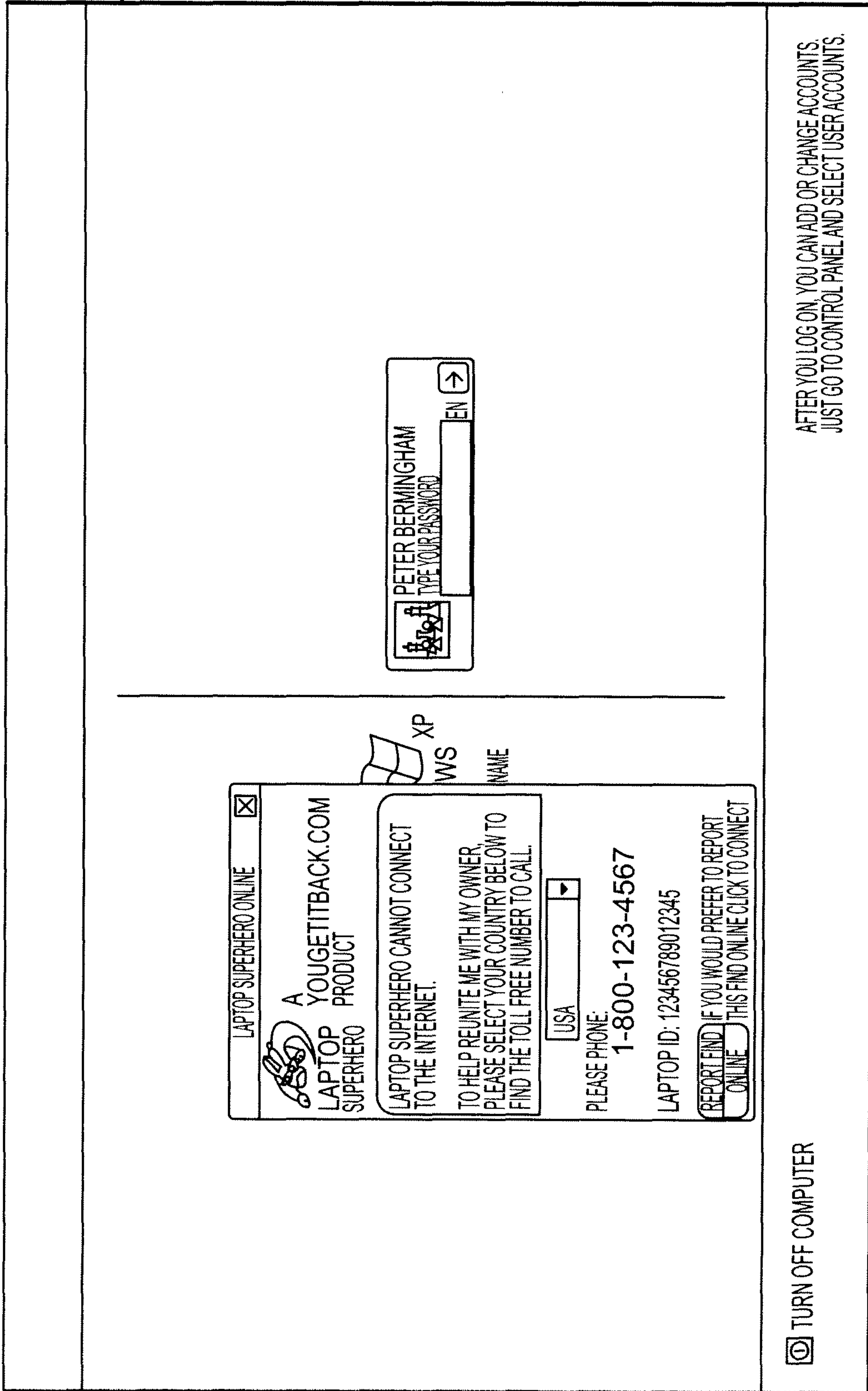


FIGURE 15

1600

The screenshot shows a web browser window with the following content:

- Browser Title:** LAPTOP SUPERHERO - HOW IT WORKS
- Page Content:**
  - Logo:** A stylized 'S' logo.
  - Text:**

A YOU GET IT BACK.COM  
LAPTOP SUPERHERO PRODUCT

IF YOU FIND THIS LAPTOP - LAPTOP SUPERHERO WILL HELP YOU RE-UNITE THIS LAPTOP WITH ITS RIGHTFUL (AND VERY GRATEFUL) OWNER.

HERE'S HOW IT WORKS - FIRST THE LAPTOP SUPERHERO WILL LOOK FOR AN AVAILABLE INTERNET CONNECTION TO ALLOW YOU TO SIMPLY REPORT THE FIND ONLINE. YOU THEN GIVE YOUR CONTACT DETAILS AND WE WILL CONTACT THE OWNER TO ARRANGE ITS RETURN.

IF THERE IS NO INTERNET CONNECTION AVAILABLE THE LAPTOP SUPERHERO WILL GIVE YOU A TOLL FREE NUMBER TO REPORT THE FIND BY PHONE.
  - Buttons:**
    - REPORT FIND ONLINE
    - CLICK HERE TO REPORT THIS LAPTOP FOUND.
- Navigation:**
  - XP WS NAME
  - Home icon
  - Address bar: PETER BERMINGHAM
  - Search bar: TYPE YOUR PASSWORD
  - Submit button: EN
- System Tray:**
  - TURN OFF COMPUTER

AFTER YOU LOG ON, YOU CAN ADD OR CHANGE ACCOUNTS. JUST GO TO CONTROL PANEL AND SELECT USER ACCOUNTS.

FIGURE 16





FIGURE 17



FIGURE 18



**CONNECTED**

TO END THIS CALL, JUST HOLD  
DOWN THE RED BUTTON

YOUGETITBACK.COM

**FIGURE 19**




**EMERGENCY...**

TO END THIS CALL, JUST PRESS  
ALT + END

YOUGETITBACK.COM

**FIGURE 20**





**FIGURE 21**




FIGURE 22

2300  
PROTECTED BY



**YOU GET IT  
BACK.COM**

THE LOST AND FOUND COMPANY

ID:77777


FIGURE 23



FIGURE 24

2500

PROTECTED BY  
YOUGETITBACK.COM



**MOBILE  
SUPERHERO**

FIGURE 25

2600

WITH YOU GET IT BACK.COM, UP TO 75% OF ALL LOST ITEMS GET RETURNED.

SIGN UP FOR THE BETA  
OF OUR NEW PRODUCT!

SIGN UP NOW AND WE'LL GET IN TOUCH TO SET YOU  
UP WITH THIS EXCITING NEW PRODUCT. [SEE HERE FOR  
MORE INFO AND OUR PRIVACY POLICY.](#)

NAME:

EMAIL ADDRESS:


SUBMIT

[RETURNS POLICY](#) | [TERMS OF USE](#) | [PRIVACY POLICY](#) | [CORPORATE SERVICES](#)

FIGURE 26

2700

YOU ARE NOT SIGNED IN >> SIGN IN IRELAND << CHANGE



**YOUGETITBACK.COM**

THE LOST AND FOUND COMPANY

I FOUND SOMETHING...

I LOST SOMETHING...


BUY A TAG...

ACTIVATE A TAG...

MY VAULT | STORE | SUPPORT | ABOUT US | NEWS | HOME


WITH YOUGETITBACK.COM, UP TO 75% OF ALL LOST ITEMS GET RETURNED.

FREE PRODUCT DOWNLOADS!



**LAPTOP SUPERHERO**

DOWNLOAD NOW!



**MOBILE SUPERHERO**

DOWNLOAD NOW!

SECURE YOUR LAPTOP AND MOBILE PHONE

THESE EXCITING NEW PRODUCTS WILL HELP TO GET YOUR LAPTOP & MOBILE RETURNED TO YOU IN THE EVENT OF LOSS OR THEFT.



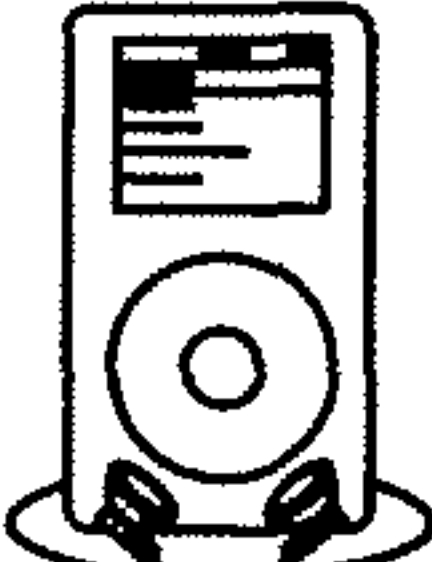
[MORE INFO ON LAPTOP SUPERHERO >>](#)

[MORE INFO ON MOBILE SUPERHERO >>](#)

REWARD FOR RETURN  
 800 94 00  
 +44(0)207 1982450  
 ID NO: 125 800010  
 YOUGETITBACK.COM

PROTECT YOUR STUFF!




**YOUGETITBACK.COM**

LOST ITEMS WHICH ARE TAGGED WITH A YOUGETITBACK TAG ARE MUCH MORE LIKELY TO BE RETURNED TO YOU! REGISTERED USERS ARE ALERTED IMMEDIATELY WHEN THEIR STUFF IS FOUND.

TAG YOUR STUFF NOW FOR PEACE OF MIND!

BUY TAGS

MORE INFO...

**SIGN UP FOR FREE AND START USING THE YOUGETITBACK VAULT!**

FIND IT HARD TO REMEMBER IMPORTANT DETAILS ABOUT YOUR BELONGINGS? MOBILE - PUK CODES AND PIN NUMBERS. CAR KEYS, SERIAL NUMBERS, WARRANTY INFO... USE THE VAULT TO STORE THESE DETAILS AND MANAGE ALL YOUR TAGGED ITEMS ALL IN ONE PLACE.

SIGN UP

MORE INFO...

COPYRIGHT 2007 | YOUGETITBACK.COM ALL RIGHTS RESERVED  
[RETURNS POLICY](#) | [TERMS OF USE](#) | [PRIVACY POLICY](#) | [CORPORATE SERVICES](#)

FIGURE 27

2800

LOG IN
IRELAND << CHANGE

## YOUGETITBACK.COM

THE LOST AND FOUND COMPANY

I FOUND SOMETHING...

I LOST SOMETHING...

BUY A TAG...

ACTIVATE A TAG...

[MY VAULT](#) | [STORE](#) | [SUPPORT](#) | [ABOUT US](#) | [NEWS](#) | [BLOG](#) | [HOME](#)

**WITH YOUGETITBACK.COM, UP TO 75% OF ALL LOST ITEMS GET RETURNED.**

**FREE PRODUCT DOWNLOADS!**

**LAPTOP SUPERHERO**

DOWNLOAD NOW!

**MOBILE SUPERHERO**

DOWNLOAD NOW!

**SECURE YOUR LAPTOP AND MOBILE PHONE**

THESE EXCITING NEW PRODUCTS WILL HELP TO GET YOUR LAPTOP & MOBILE RETURNED TO YOU IN THE EVENT OF LOSS OR THEFT.

[MORE INFO ON LAPTOP SUPERHERO >>](#)

[MORE INFO ON MOBILE SUPERHERO >>](#)

**ACTIVATE YOUR LOST & FOUND SERVICE...**  
BE INSTANTLY NOTIFIED WHEN SOMEONE FINDS YOUR STUFF!

\* TAG ID:

\* EMAIL:

\* I AM A:

NEW CUSTOMER  
 EXISTING CUSTOMER

\* PASSWORD:

\* [TERMS & CONDITIONS](#)  I HAVE REVIEWED AND ACCEPT THESE TERMS & CONDITIONS

**SUBMIT**

**PROTECT YOUR STUFF**

**REWARD FOR RETURN**  
1800 238 0695

ID NO: T000E0001  
YOUGETITBACK.COM

LOST ITEMS WHICH ARE TAGGED WITH A YOUGETITBACK TAG ARE MUCH MORE LIKELY TO BE RETURNED TO YOU! TAG YOUR STUFF NOW FOR PEACE OF MIND!

USE THE VAULT TO STORE THESE DETAILS AND MANAGE ALL YOUR TAGGED ITEMS ALL IN ONE PLACE.

[SIGN UP FOR FREE AND START USING THE VAULT >>](#)

**LATEST FROM THE BLOG...**

**THE PHONE CONDOM**  
SPOTTED ON THE LOIC LeMeur BLOG A NIFTY WAY TO PROTECT YOUR PHONE WHEN EATING OUT. RESTAURANTS IN BEIJING ARE GIVING OUT PHONE CONDOMS (LITTLE PLASTIC BAGS) SO THEY CAN CHECK THEIR PHONE WHEN EATING WITHOUT SPILLING ANYTHING ON IT. CONTINUE READING...

[I HOPE SHE FINDS MY LOST STUFF >>](#)

[BLACKBERRY MAY BE SHUT DOWN IN INDIA >>](#)

[MORE >>](#)

**SUBSCRIBE**

[SUBSCRIBE IN A READER](#)

SUBSCRIBE VIA EMAIL:  
ENTER YOUR EMAIL ADDRESS:

**SUBSCRIBE**

DELIVERED BY [FeedBurner](#)

COPYRIGHT 2007 | YOUGETITBACK.COM ALL RIGHTS RESERVED

[RETURNS POLICY](#) | [TERMS OF USE](#) | [PRIVACY POLICY](#) | [CORPORATE SERVICES](#)

FIGURE 28



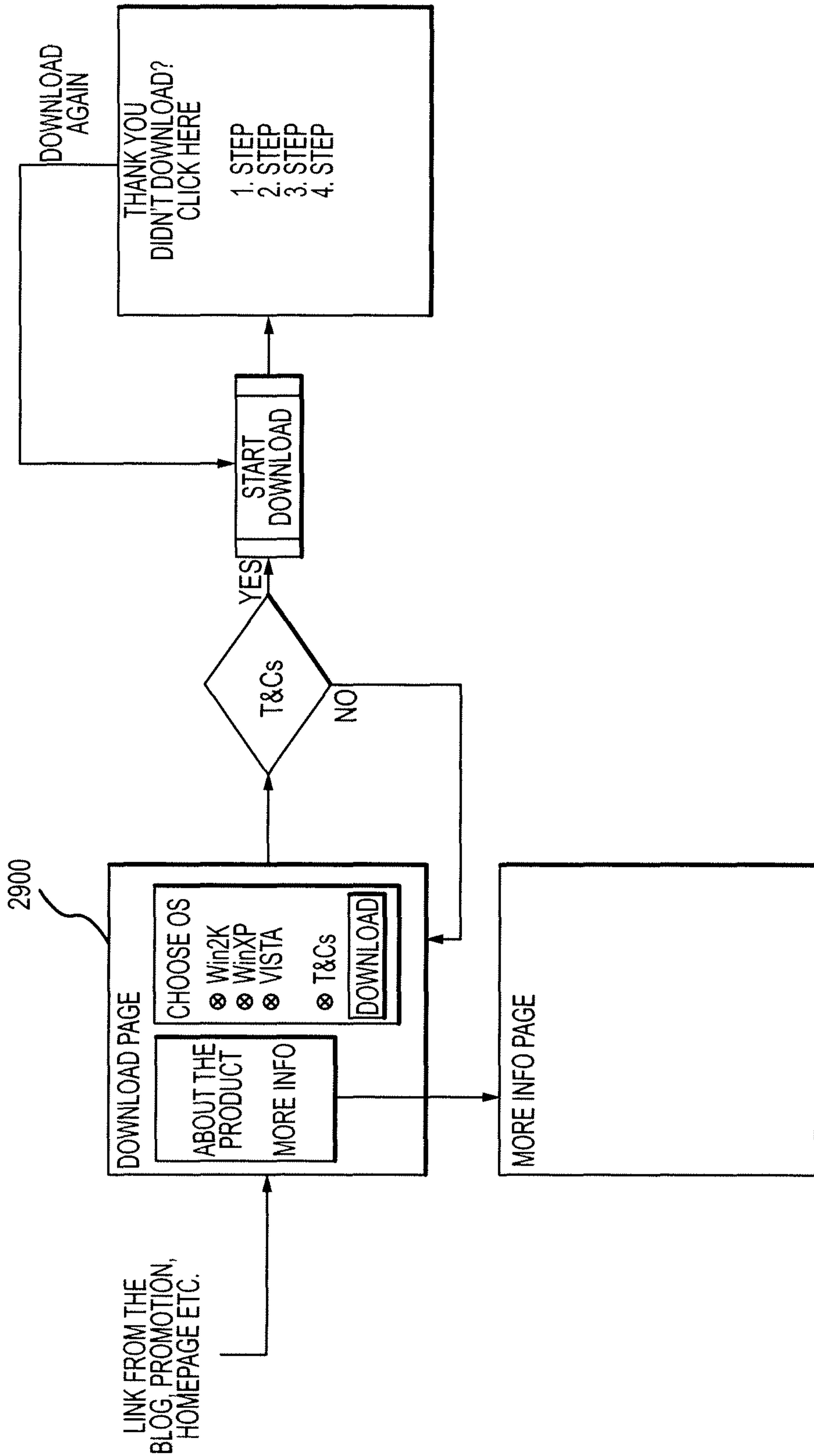



FIGURE 29

3000

LOGIN IRELAND << CHANGE

**YOUGETITBACK.COM** I FOUND SOMETHING... I LOST SOMETHING...  
 THE LOST AND FOUND COMPANY BUY A TAG... ACTIVATE A TAG...

MY VAULT | STORE | SUPPORT | ABOUT US | NEWS | BLOG | HOME




### LAPTOP SUPERHERO

LAPTOP SUPERHERO IS A NEW, FREE AND EXCITING LAPTOP SECURITY PRODUCT FROM YOUGETITBACK.COM. DOWNLOAD YOUR FREE COPY OF LAPTOP SUPERHERO, FREE FOR LIFE FOR FIRST 1000 PEOPLE TO SIGN UP TO THE BETA RELEASE. YOU WILL ALSO BE ENTITLED TO FREE UPGRADES AS THEY ARE RELEASED.

LAPTOP SUPERHERO IS A CLEVER PIECE OF SOFTWARE THAT HELPS GET YOUR LAPTOP BACK TO YOU IN THE EVENT OF A LOSS OR THEFT.

HOW DOES IT WORK?

- 1.DOWNLOAD LAPTOP SUPERHERO SOFTWARE
- 2.INSTALL ON YOUR LAPTOP
- 3.REGISTER YOUR LAPTOP SUPERHERO IN OUR SECURE VAULT
- 4.WE ALERT THE FINDER THAT THIS LAPTOP IS LOST
- 5.WE HELP GET YOUR LAPTOP BACK TO YOU



### LAPTOP SUPERHERO

SELECT YOUR OPERATING SYSTEM:

I HAVE READ, AND AGREE TO, THE TERMS AND CONDITIONS

**DOWNLOAD**

---

COPYRIGHT 2007 | YOUGETITBACK.COM ALL RIGHTS RESERVED

[RETURNS POLICY](#) | [TERMS OF USE](#) | [PRIVACY POLICY](#) | [CORPORATE SERVICES](#)

FIGURE 30

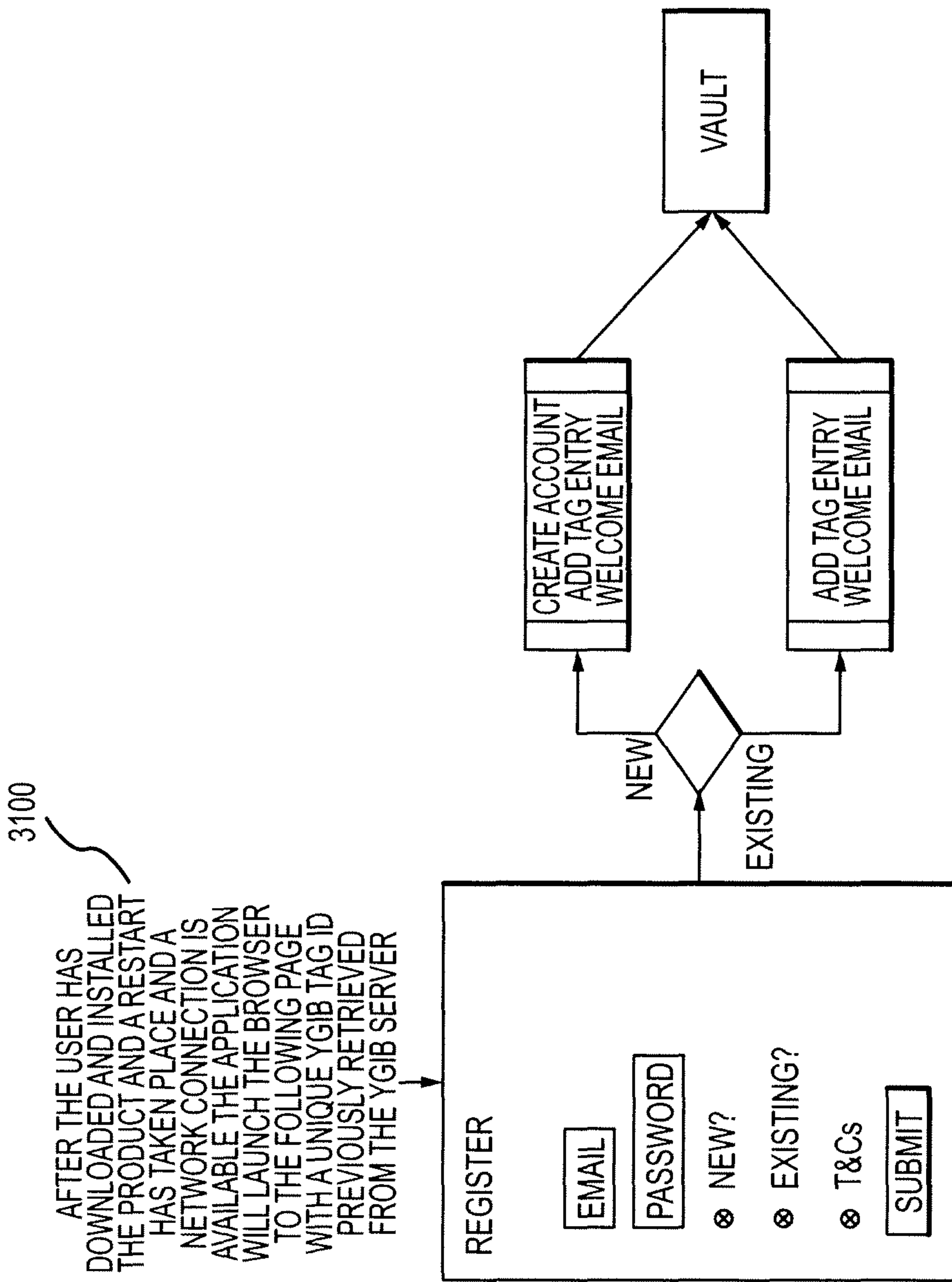


FIGURE 31

3200

YOU ARE LOGGED IN AS ROBERT SMITH | LOGOUT << CHANGE

**YOU GET IT BACK.COM**  
THE LOST AND FOUND COMPANY

MY VAULT | STORE | SUPPORT | ABOUT US | NEWS | BLOG | HOME

**MY VAULT:**

(CREATE NEW ITEM >>)

	DESCRIPTION ▾	TAG ID ▾	SubCategory	
<input checked="" type="checkbox"/>	DIGITAL CAMERA	ABC000001	OTHER	(MORE >>)
<input checked="" type="checkbox"/>	MOBILE PHONE	WWW188888	OTHER	(MORE >>)
<input checked="" type="checkbox"/>	UMBRELLA	RYL593895	OTHER	(MORE >>)

**MOBILE ETAGS**

TagCode	OS			
971131973376036	SYMBIAN_V2	<input type="checkbox"/> LOCK	<input type="checkbox"/> UNLOCK	VIEW CONTACTS
971131973376098	BB	<input type="checkbox"/> LOCK	<input type="checkbox"/> UNLOCK	VIEW CONTACTS

**LAPTOP ETAGS**

TagCode	OS	USERNAME		
55555	WINDOW		<input type="checkbox"/> LOCK	<input type="checkbox"/> UNLOCK


COPYRIGHT 2007 | YOU GET IT BACK.COM ALL RIGHTS RESERVED

[RETURNS POLICY](#) | [TERMS OF USE](#) | [PRIVACY POLICY](#) | [CORPORATE SERVICES](#)

FIGURE 32

3300

YOU ARE LOGGED IN AS JOHN PRENDERGAST | LOGOUT IRELAND << CHANGE



# YOUGETITBACK.COM

THE LOST AND FOUND COMPANY

I FOUND SOMETHING...

I LOST SOMETHING...

BUY A TAG...

ACTIVATE A TAG...

MY VAULT | STORE | SUPPORT | ABOUT US | NEWS | BLOG | HOME

MY VAULT

ACTIVATE A TAG

MY PROFILE

EMAIL TAG LIST

## MY VAULT:

(CREATE NEW ITEM >>)

	DESCRIPTION ▾	TAG ID ▾	SubCategory	
⊗		TTT111006	2 WAY RADIOS	(MORE >>)
⓪	TESTD	TTT111005	2 WAY RADIOS	(MORE >>)

COPYRIGHT 2007 | YOUGETITBACK.COM ALL RIGHTS RESERVED  
[RETURNS POLICY](#) | [TERMS OF USE](#) | [PRIVACY POLICY](#) | [CORPORATE SERVICES](#)

FIGURE 33

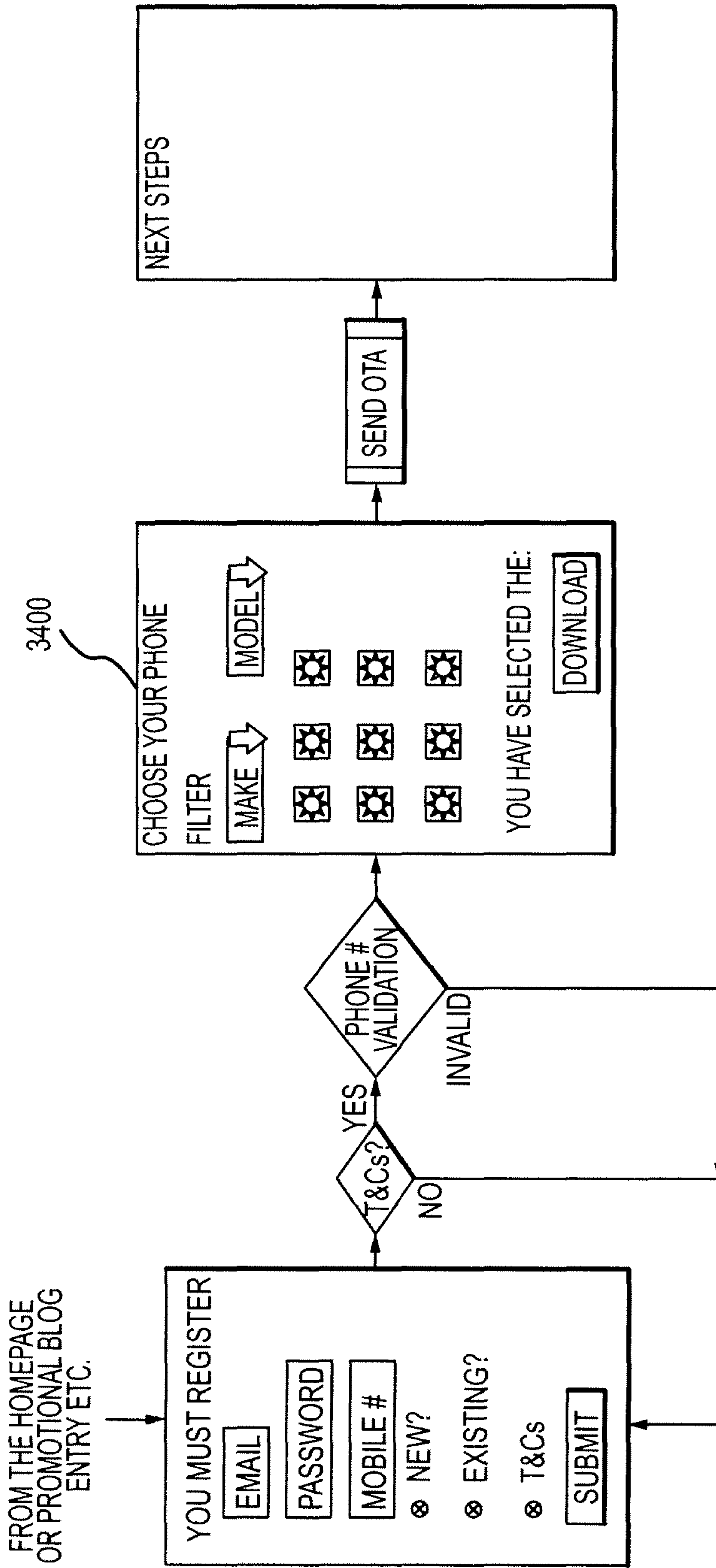


FIGURE 34


3500

YOU ARE NOT SIGNED IN >> SIGN IN IRELAND << CHANGE

**YOUGETITBACK.COM** I FOUND SOMETHING... I LOST SOMETHING...  
 THE LOST AND FOUND COMPANY BUY A TAG... ACTIVATE A TAG...

MY VAULT | STORE | SUPPORT | ABOUT US | NEWS | HOME

---



**MOBILE SUPERHERO**  
BETA

**GET MOBILE SUPERHERO FREE!**

NAME:


CHOOSE A PASSWORD:

MOBILE NUMBER:

I AM A:  NEW CUSTOMER  
 EXISTING CUSTOMER

TERMS & CONDITIONS:  I HAVE READ, AND AGREE TO THE TERMS & CONDITIONS

**NEXT STEP**



**MOBILE SUPERHERO**  
BETA

**MOBILE SUPERHERO**

MOBILE SUPERHERO IS A NEW, FREE AND EXCITING MOBILE SECURITY PRODUCT FROM YOUGETITBACK.COM.

DOWNLOAD YOUR FREE COPY OF MOBILE SUPERHERO. FREE FOR LIFE FOR A LIMITED NUMBER OF EARLY SIGN-UPS TO THE BETA RELEASE. LIMITED EARLY SIGN UPS WILL ALSO BE ENTITLED TO FREE UPGRADES AS THEY ARE RELEASED.


MOBILE SUPERHERO IS A CLEVER PIECE OF SOFTWARE THAT ALLOWS YOU TO LOCK YOUR PHONE REMOTELY IF YOU LOSE IT AND ALSO ALLOWS YOU TO BACK-UP YOUR CONTACTS AND STORE THEM SECURELY IN YOUR OWN PRIVATE ONLINE VAULT. IN THE EVENT THAT YOUR PHONE IS LOST OR STOLEN OUR MOBILE SUPERHERO WILL HELP TO RE-UNITE YOU WITH THE FINDER.

1. REGISTER FOR THE PRODUCT
2. DOWNLOAD MOBILE SUPERHERO SOFTWARE TO YOUR PHONE
3. INSTALL ON YOUR MOBILE
4. BACKUP YOUR CONTACTS TO YOUR SECURE VAULT

FIGURE 35

3600

YOU ARE NOT SIGNED IN >> SIGN IN IRELAND << CHANGE



# YOU GET IT BACK.COM

THE LOST AND FOUND COMPANY


I FOUND SOMETHING...

I LOST SOMETHING...

BUY A TAG...

ACTIVATE A TAG...

















MY VAULT | STORE | SUPPORT | ABOUT US | NEWS | HOME



NEARLY FINISHED... JUST CHOOSE YOUR PHONE MODEL!

SELECT THE MAKE AND MODEL OF YOUR PHONE IN THE DROP DOWNS BELOW, OR CLICK THE PICTURE OF YOUR PHONE IF YOU SEE IT BELOW. CLICK THE SUBMIT BUTTON WHEN YOU HAVE SELECTED YOUR PHONE.

SELECT YOUR PHONE MAKE ▾
SELECT YOUR PHONE MODEL ▾
SUBMIT

 NOKIA N73	 NOKIA N72	 NOKIA N93	 NOKIA N92
 NOKIA N92	 NOKIA N93	 NOKIA N72	 NOKIA N73
 NOKIA N73	 NOKIA N72	 NOKIA N93	 NOKIA N92
 NOKIA N92	 NOKIA N93	 NOKIA N72	 NOKIA N73

COPYRIGHT 2007 | YOU GET IT BACK.COM ALL RIGHTS RESERVED


[RETURNS POLICY](#) | [TERMS OF USE](#) | [PRIVACY POLICY](#) | [CORPORATE SERVICES](#)

FIGURE 36



3700

YOU ARE NOT SIGNED IN >> SIGN IN IRELAND << CHANGE



# YOUGETITBACK.COM

THE LOST AND FOUND COMPANY


I FOUND SOMETHING...

I LOST SOMETHING...

BUY A TAG...

ACTIVATE A TAG...

MY VAULT | STORE | SUPPORT | ABOUT US | NEWS | HOME



**MOBILE  
SUPERHERO**  
BETA

CONGRATULATIONS!

YOU SHOULD RECEIVE A TEXT MESSAGE FROM US SHORTLY.  
PLEASE FOLLOW THE INSTRUCTIONS IN THE TEXT TO COMPLETE  
YOUR INSTALLATION OF MOBILE SUPERHERO.

## MOBILE SUPERHERO

VUgue dolesto cons nostrud dolore veliquat, sum volenibh el do deliquissim vel eugait, sissequat ilit doluptation herissis ad tat, quis accum in ex enit luptatin utpatem er sim nim ad dolorpe rcipsum ad dignibh estrud exero eliqui bla augue essequis at, consenis autpat. Dui tincinim ip et atem esed tat. Sim dunt acilit at nonullu msandia mcommy nulla commy num niscidunt lute eugue ver sim er se dit nullupt atumsan dipisl del ing et niscidunt ut aut diamet landrer accumsan eum elenim nullan ut ad te con venim dit velendi onsecte dunt nons eratem quam init volor sum doloreet illute consendre tin hendrem nis num dipsuscing etue dipit inllaor ilit inl ing exerius cillutpat.

Lore ercil dolutet wisit iliquat ut atio corero delit, qui blaor sum zzrit venismo dolorem zzriliquisit nostrud tem duipsusciis nulputet lam, velis accum alis elit wis delisit velent niscipis ea consectet lobore commy nit, vel essecte tat. Ut del delis ad tem zzrillut iure magna con ulput wis adip ea corem exeriustrud mod tet lorper augiamet incilisit nulla faccumy nis dio od ea con ut vercil dio con venisim iustie vulput augait, commodo lorperci tie magna facilla aliscidunt enis non vent in heniliquam, quat.

COPYRIGHT 2007 | YOUGETITBACK.COM ALL RIGHTS RESERVED

[RETURNS POLICY](#) | [TERMS OF USE](#) | [PRIVACY POLICY](#) | [CORPORATE SERVICES](#)

FIGURE 37

3800

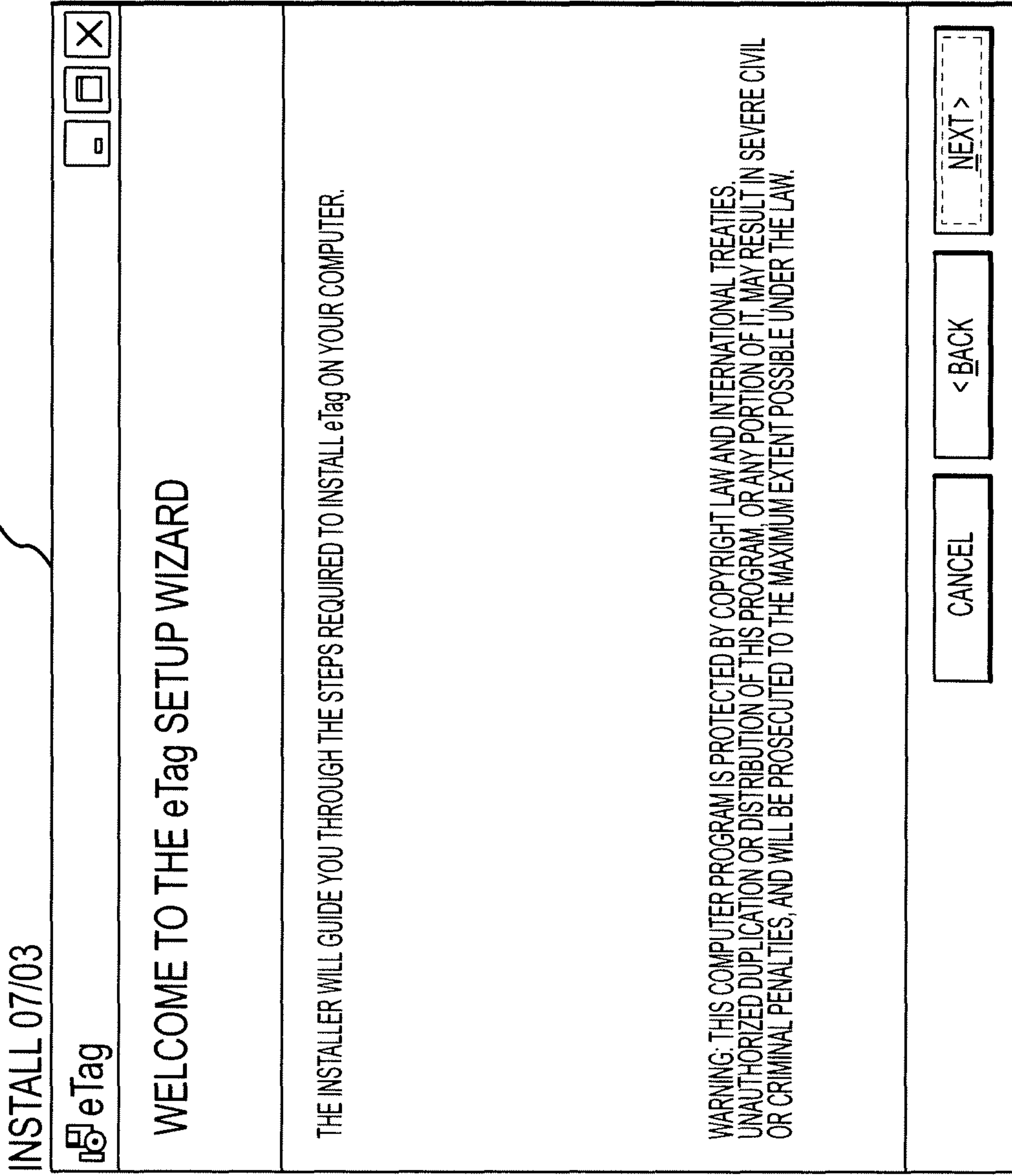


FIGURE 38

3900

FIGURE 39

4000

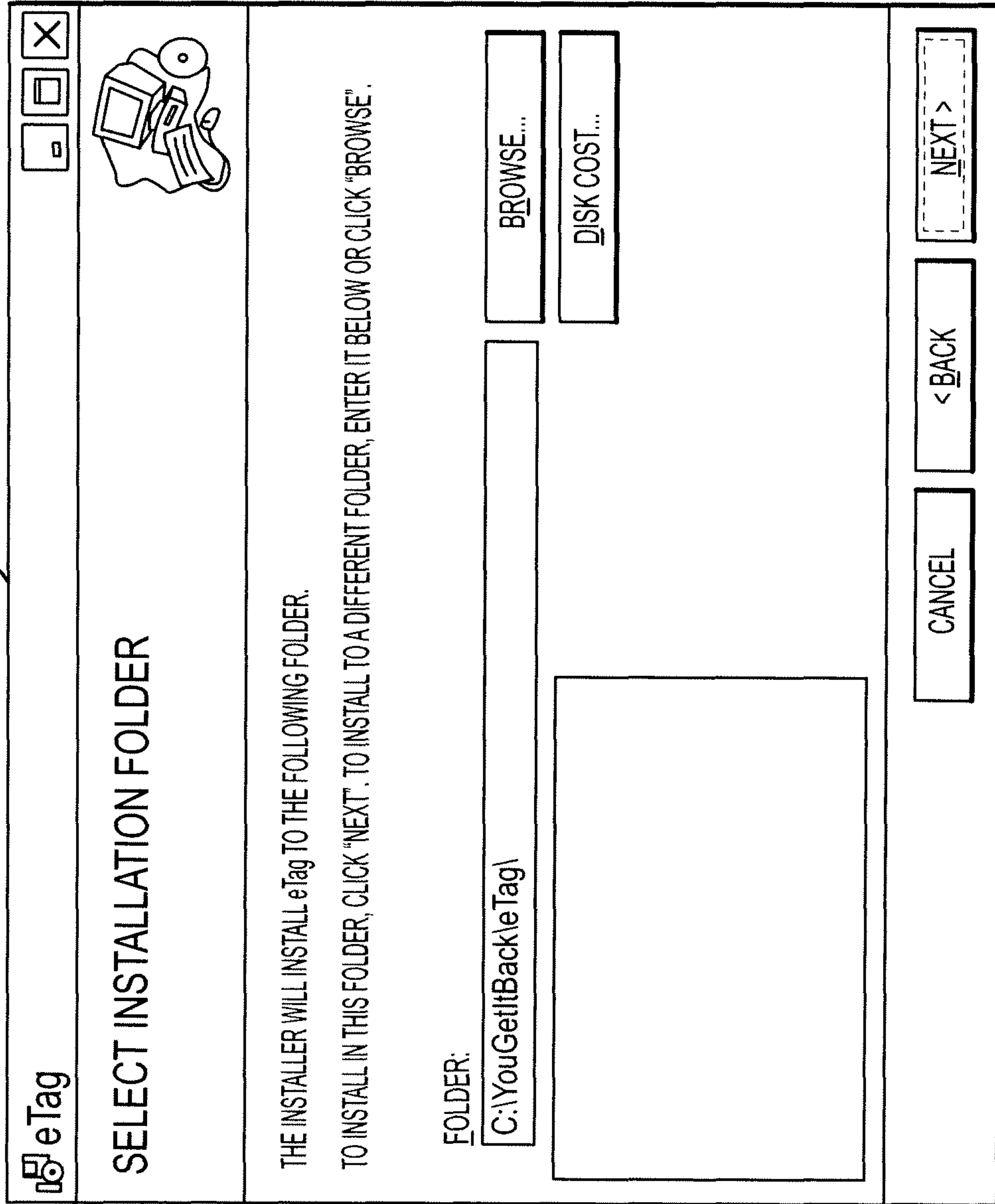


FIGURE 40

4100

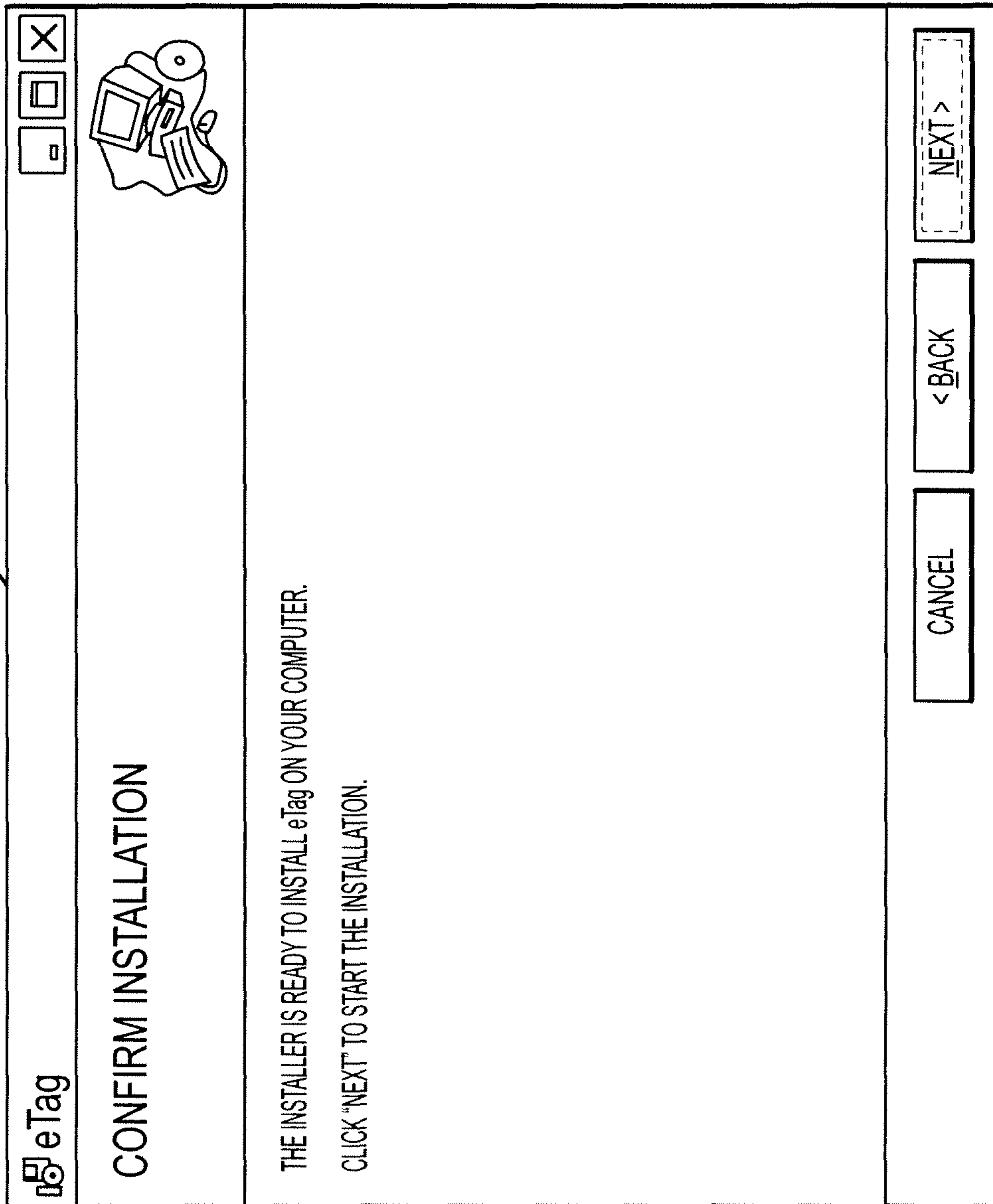


FIGURE 41

4200

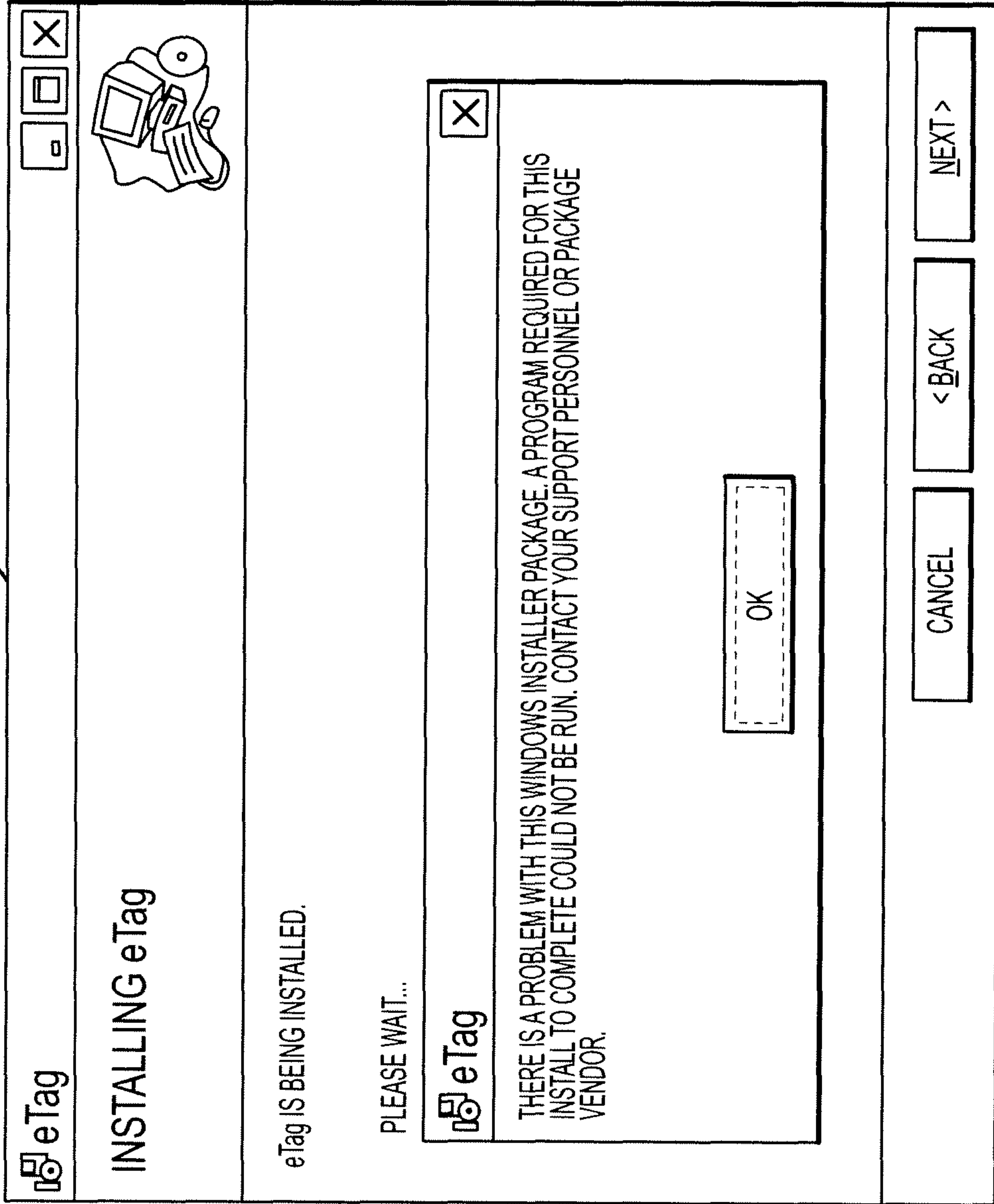


FIGURE 42

4300

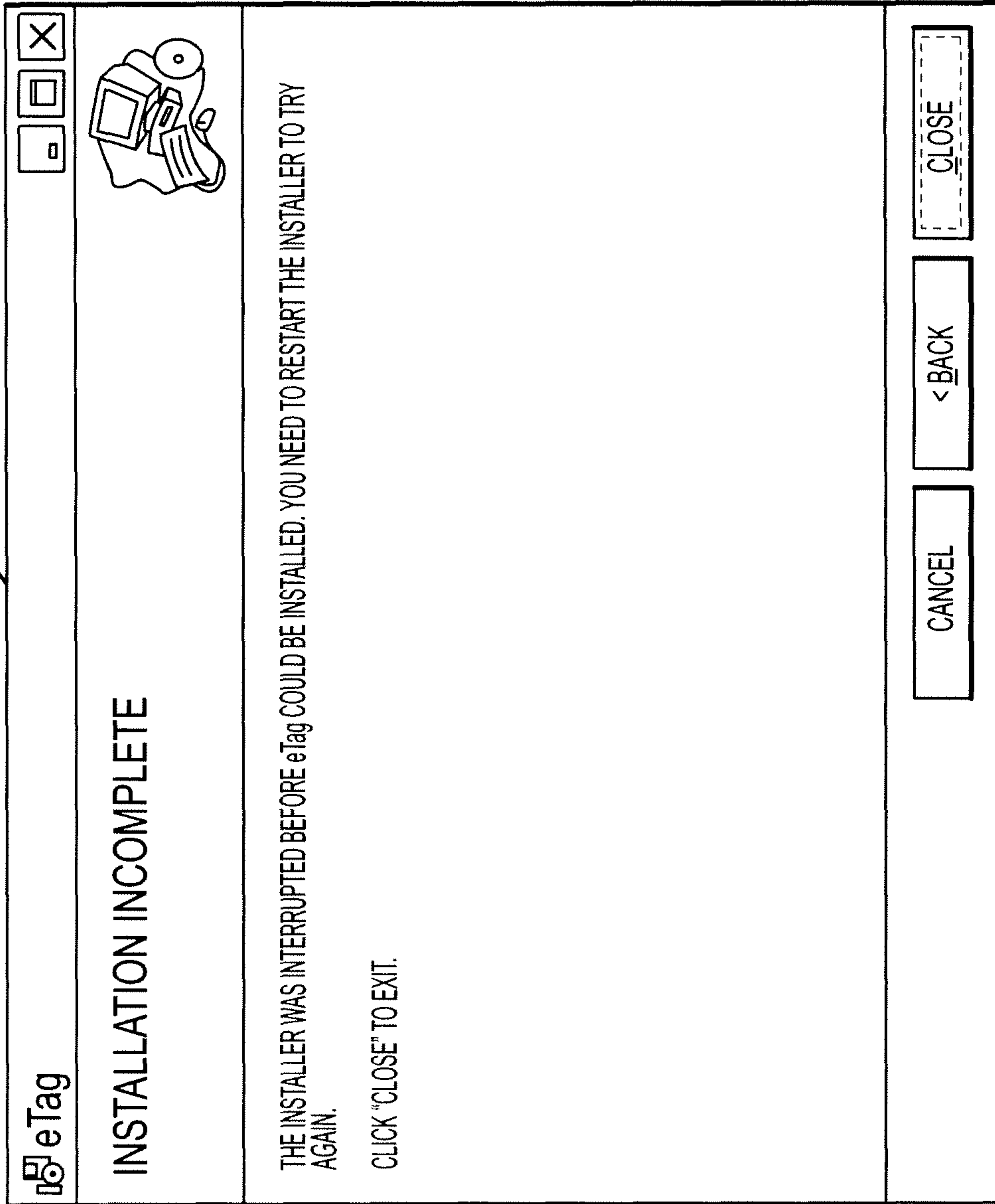


FIGURE 43

4400

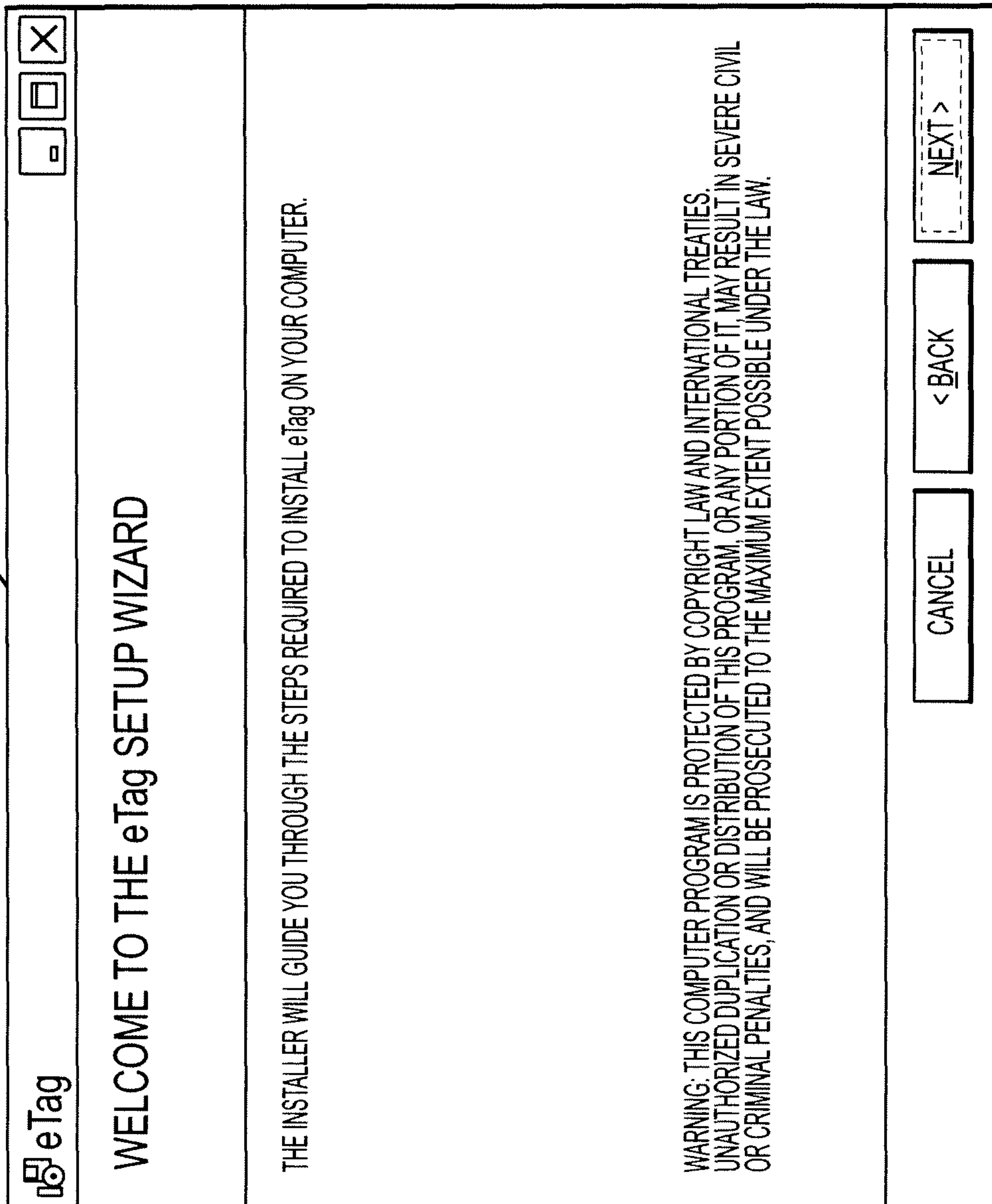


FIGURE 44



4500

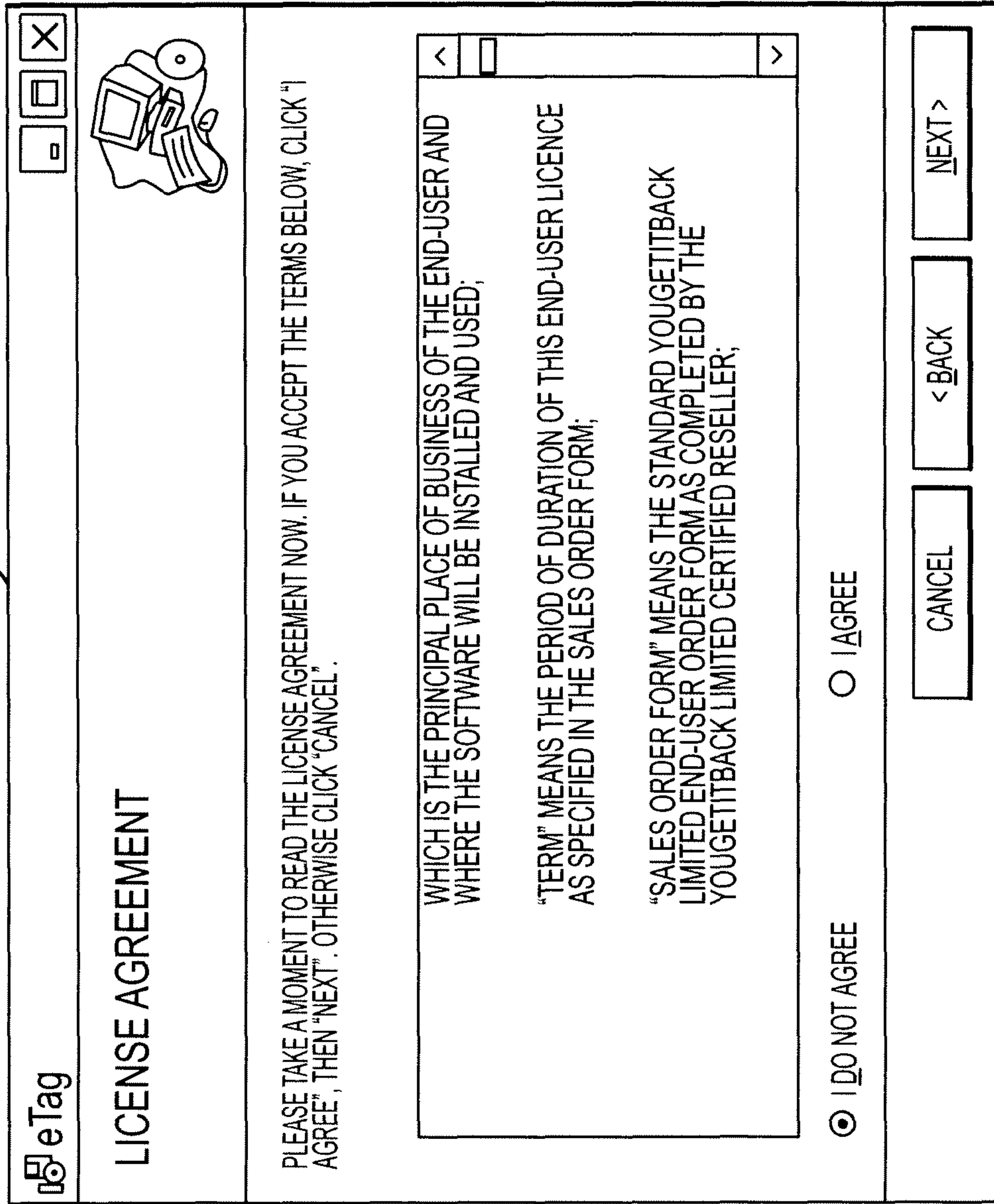


FIGURE 45

4600

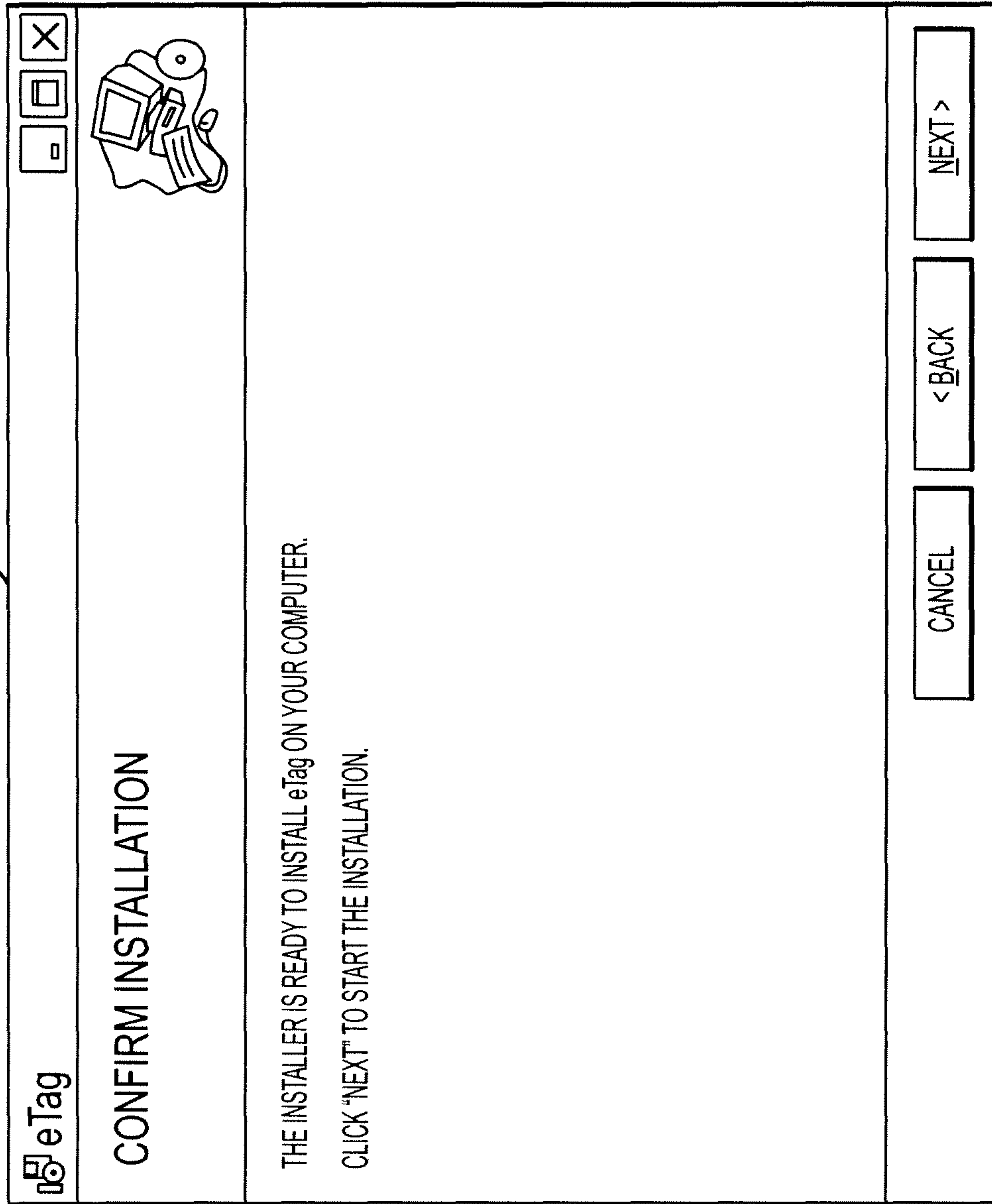


FIGURE 46

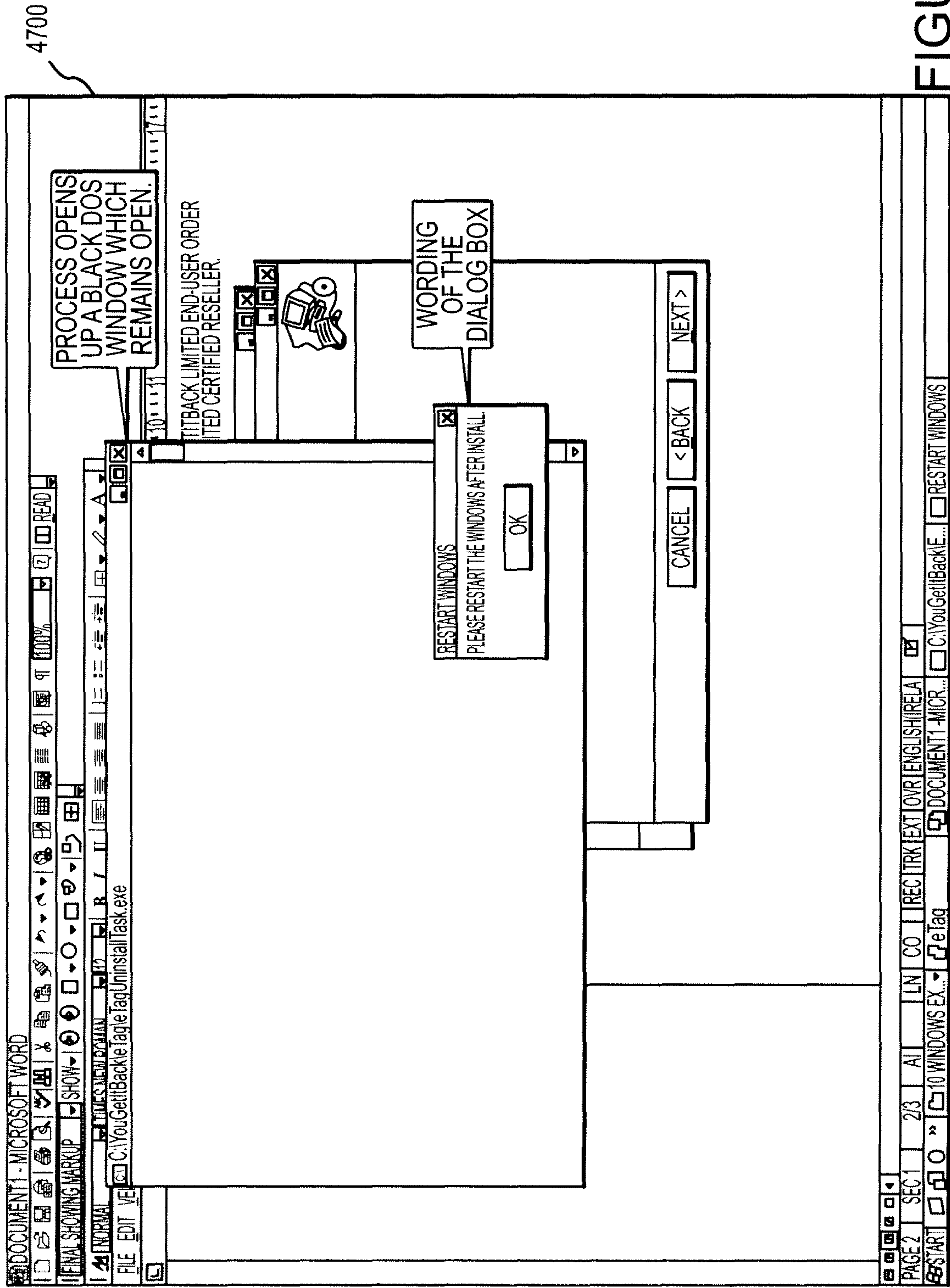


FIGURE 47

4800

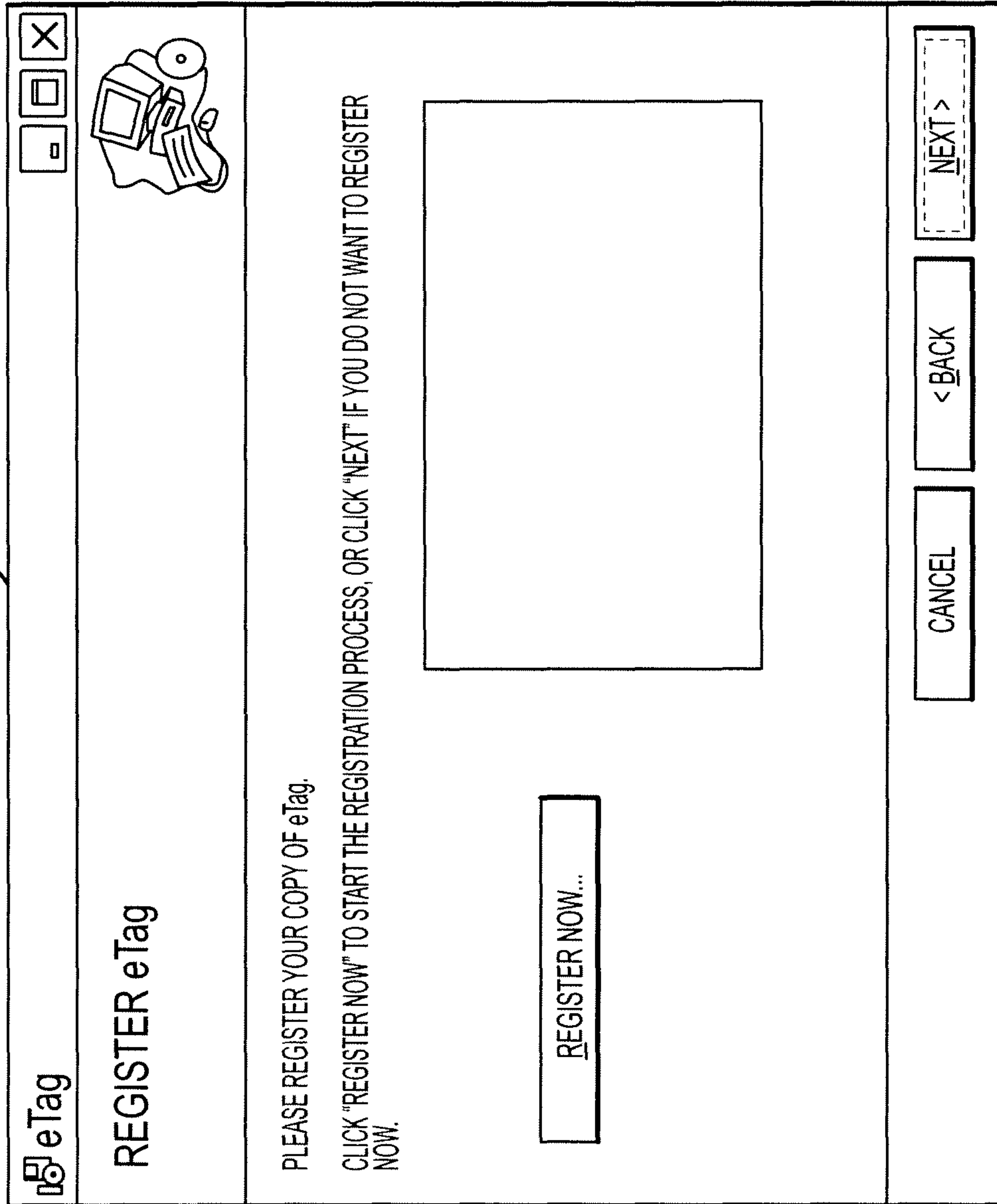


FIGURE 48

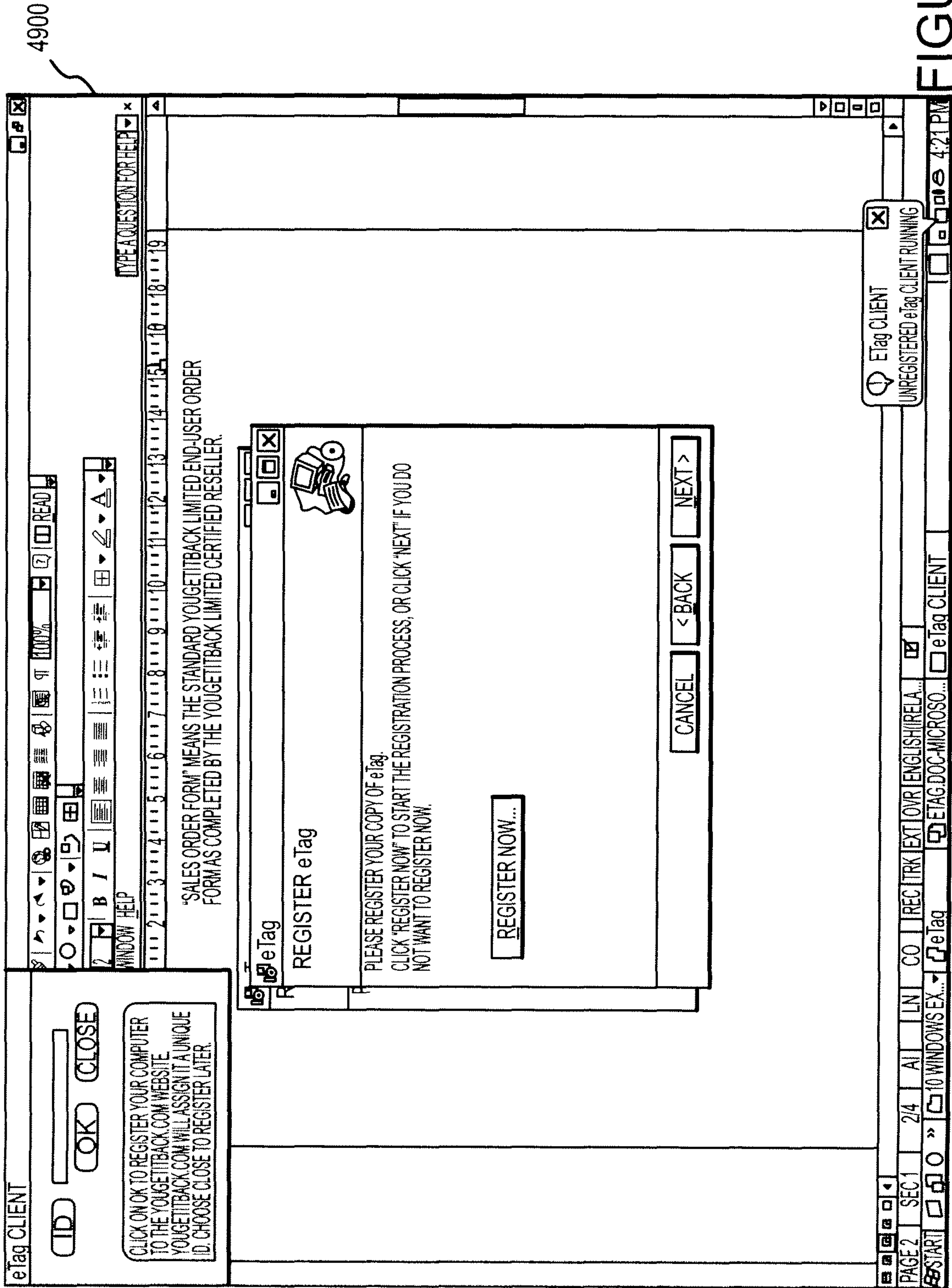


FIGURE 49

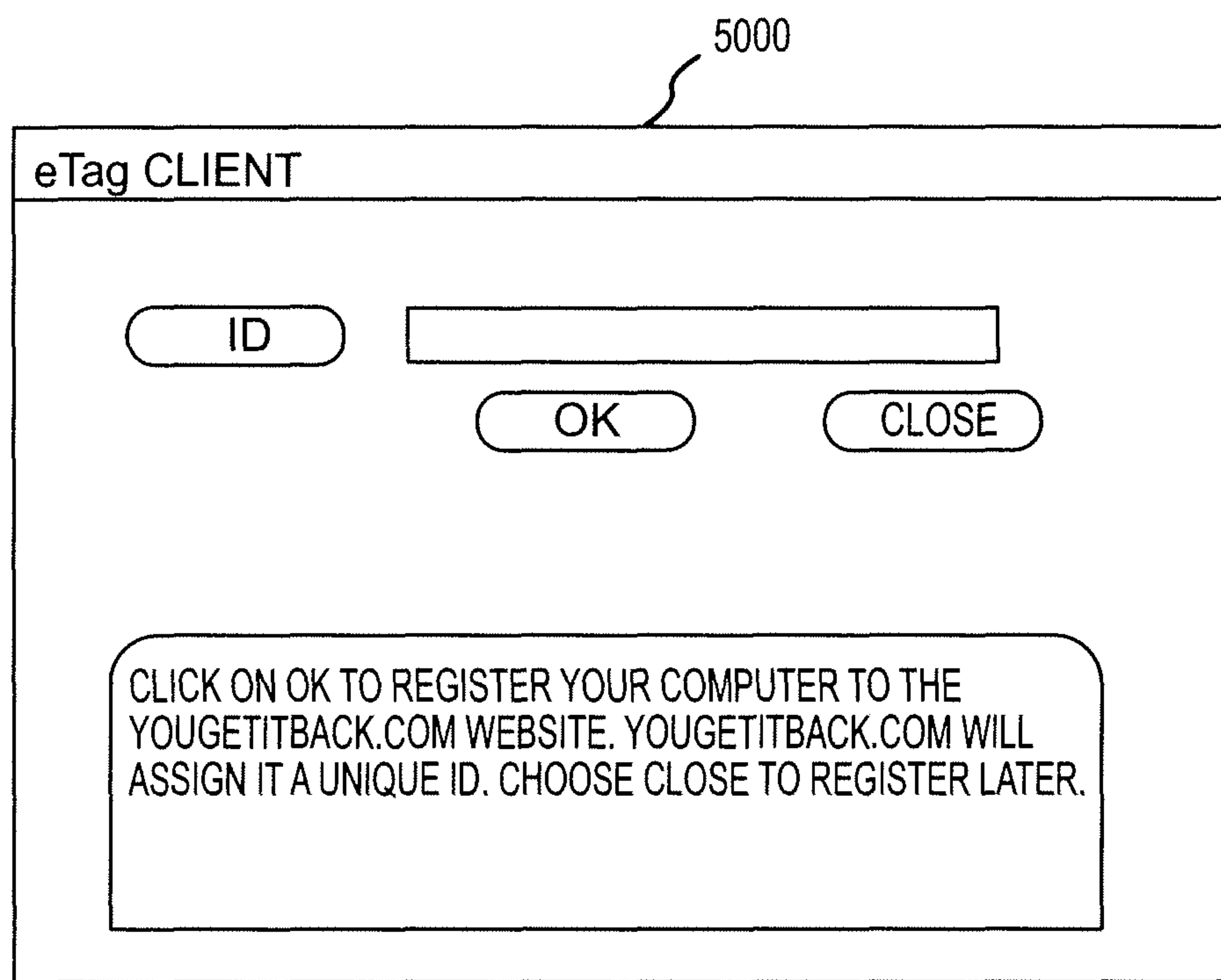


FIGURE 50

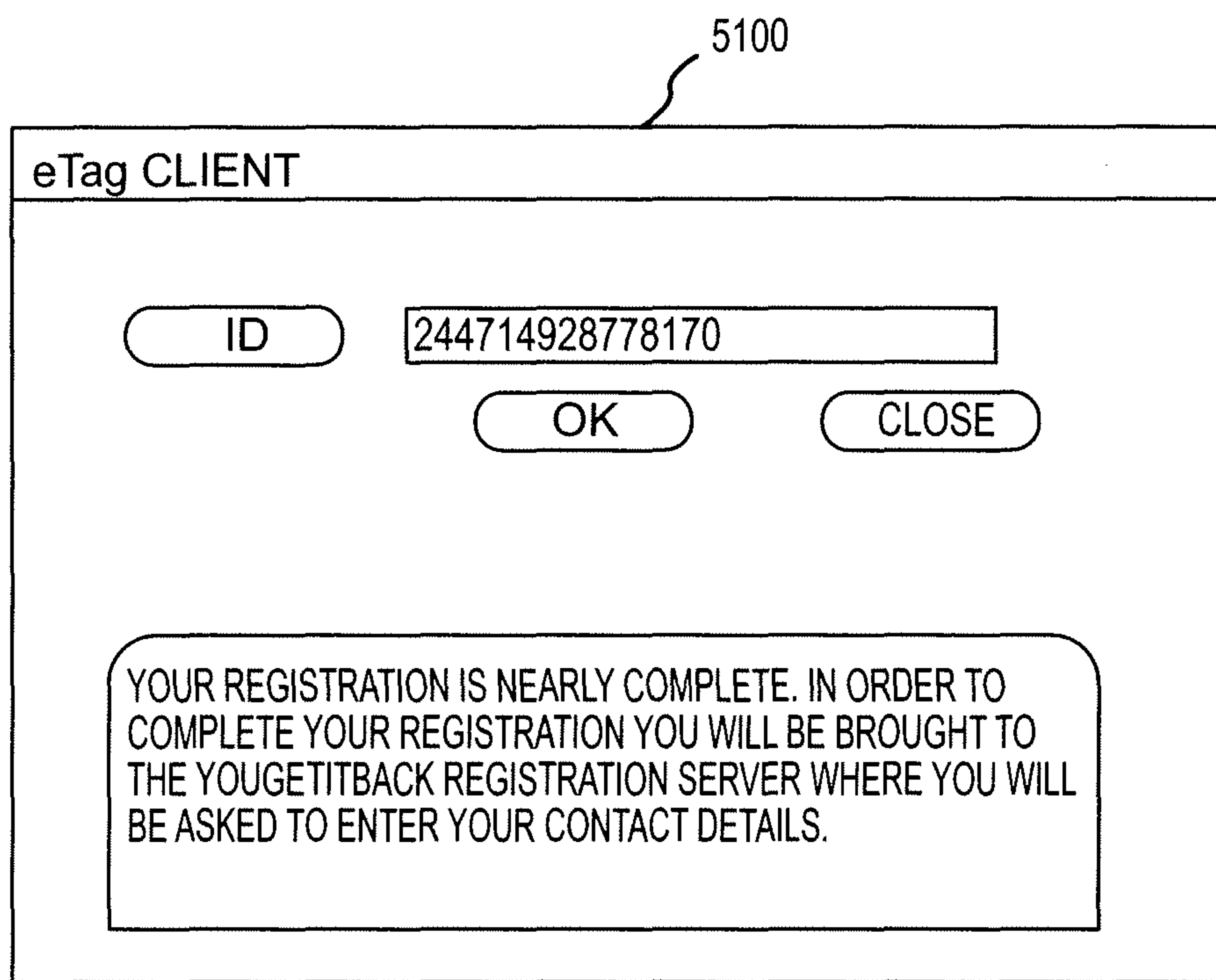


FIGURE 51

5200

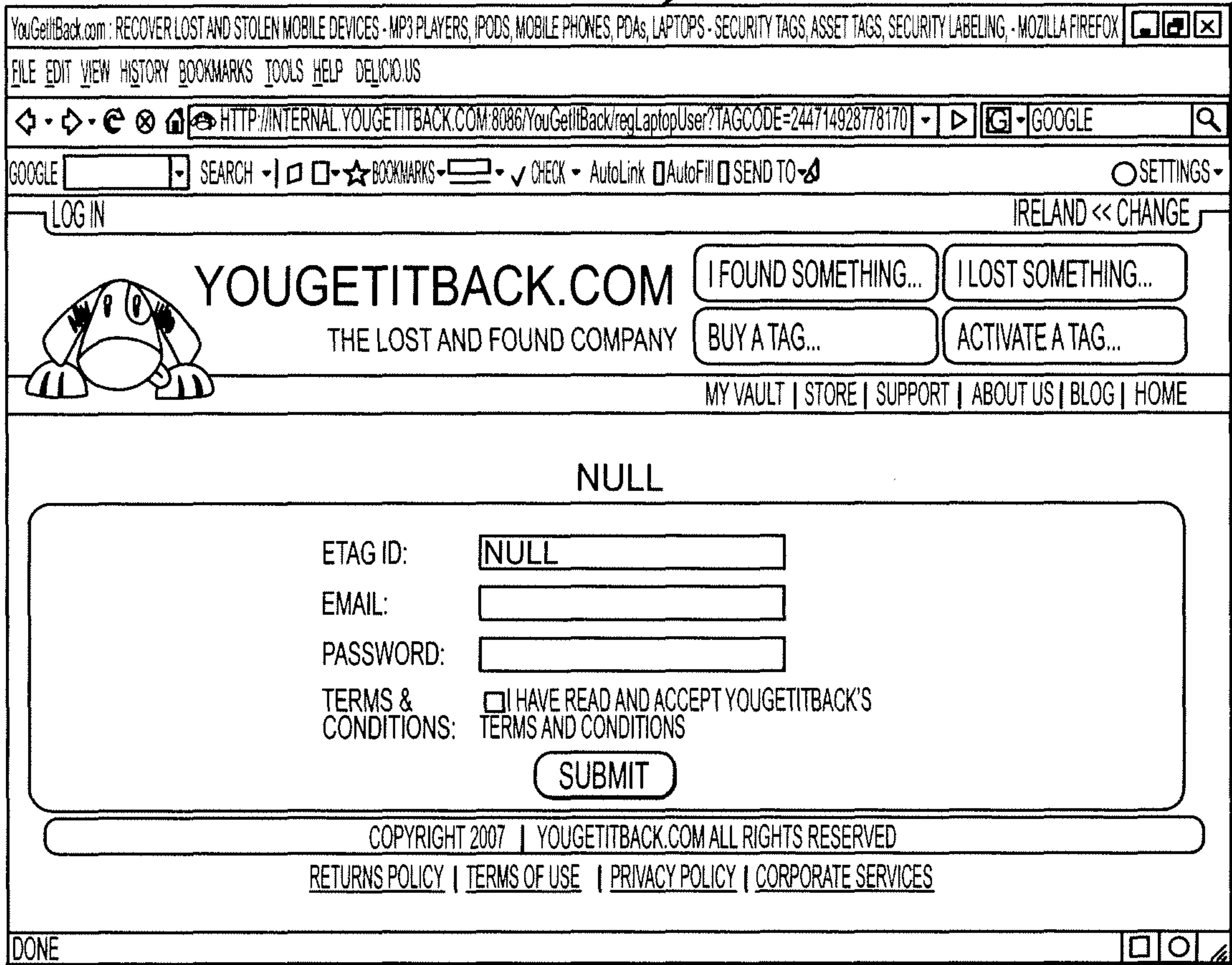


FIGURE 52



5300

The screenshot shows the YouGetItBack.com website interface. At the top, there is a navigation bar with links for FILE, EDIT, VIEW, HISTORY, BOOKMARKS, TOOLS, and HELP. Below this is a browser address bar showing the URL: HTTP://INTERNAL.YOUGETITBACK.COM:8086/YouGetItBack/regLaptopUser.JSESSIONID=CD23AB1C8458882E08277A4171BFD381. The page header includes the text "YOU ARE LOGGED IN AS JOHNP@SOMCH.COM USER | LOGOUT" and "IRELAND << CHANGE".

The main content area features the YouGetItBack.com logo (a cartoon dog) and the tagline "THE LOST AND FOUND COMPANY". There are four buttons: "I FOUND SOMETHING...", "I LOST SOMETHING...", "BUY A TAG...", and "ACTIVATE A TAG...". A navigation menu at the bottom of the header includes "MY VAULT | STORE | SUPPORT | ABOUT US | BLOG | HOME".

A large banner states: "WITH YOUGETITBACK.COM, UP TO 75% OF ALL LOST ITEMS GET RETURNED." Below this is a form for "ACTIVATE YOUR LOST & FOUND SERVICE!". The form includes a field for "\* TAG ID:" with a "SUBMIT" button. A large arrow points from the "ACTIVATE YOUR LOST & FOUND SERVICE!" box to the "SUBMIT" button. Below the form, it says "BE INSTANTLY NOTIFIED WHEN SOMEONE FINDS YOUR STUFF!".

Another section features a "REWARD FOR RETURN 1800 238 0695" tag with ID NO: 1000000001 and the YouGetItBack.com logo. An arrow labeled "PROTECT YOUR STUFF!" points to icons of a mobile phone, a laptop, an iPod, and a camera. Below these icons, there are two columns of text:

- Left Column:** "YOUGETITBACK.COM LOST ITEMS WHICH ARE TAGGED WITH A YOUGETITBACK TAG ARE MUCH MORE LIKELY TO BE RETURNED TO YOU! REGISTERED USERS ARE ALERTED IMMEDIATELY WHEN THEIR STUFF IS FOUND. TAG YOUR STUFF NOW FOR PEACE OF MIND! BUY TAGS MORE INFO..."
- Right Column:** "SIGN UP FOR FREE AND START USING THE YOUGETITBACK VAULT! FIND IT HARD TO REMEMBER IMPORTANT DETAILS ABOUT YOUR BELONGINGS? MOBILE - PUK CODES AND PIN NUMBERS. CAR KEYS, SERIAL NUMBERS, WARRANTY INFO! USE THE VAULT TO STORE THESE DETAILS AND MANAGE ALL YOUR TAGGED ITEMS ALL IN ONE PLACE. SIGN UP MORE INFO..."

At the bottom, there is a footer with "COPYRIGHT 2007 | YOUGETITBACK.COM ALL RIGHTS RESERVED" and links for "RETURNS POLICY | TERMS OF USE | PRIVACY POLICY | CORPORATE SERVICES". The browser status bar at the very bottom shows "DONE".

FIGURE 53

5400

YouGetItBack.com: RECOVER LOST AND STOLEN MOBILE DEVICES - MP3 PLAYERS, IPODS, MOBILE PHONES, PDAs, LAPTOPS - SECURITY TAGS, ASSET TAGS, SECURITY LABELING, - MOZILLA FIREFOX

FILE EDIT VIEW HISTORY BOOKMARKS TOOLS HELP DELICIOUS

HTTP://INTERNAL.YOUGETITBACK.COM:8080/YouGetItBack/regLaptopUser.JSESSIONID=CD23AB1C8458882E08277A4171BFD381

GOOGLE SEARCH BOOKMARKS CHECK AutoLink AutoFill SEND TO SETTINGS

YOU ARE LOGGED IN AS JOHN.P@SOMCH.COM USER | LOGOUT IRELAND << CHANGE

**YOUGETITBACK.COM** THE LOST AND FOUND COMPANY

I FOUND SOMETHING... I LOST SOMETHING...  
BUY A TAG... ACTIVATE A TAG...

MY VAULT | STORE | SUPPORT | ABOUT US | BLOG | HOME

WITH YOUGETITBACK.COM, UP TO 75% OF ALL LOST ITEMS GET RETURNED.

\* TAG ID:   **ACTIVATE YOUR LOST & FOUND SERVICE!**  
BE INSTANTLY NOTIFIED WHEN SOMEONE FINDS YOUR STUFF!

REWARD FOR RETURN 1800 238 0695  
ID NO: 1000000001  
YOUGETITBACK.COM

PROTECT YOUR STUFF!

YOUGETITBACK.COM  
LOST ITEMS WHICH ARE TAGGED WITH A YOUGETITBACK TAG ARE MUCH MORE LIKELY TO BE RETURNED TO YOU!  
REGISTERED USERS ARE ALERTED IMMEDIATELY WHEN THEIR STUFF IS FOUND.  
TAG YOUR STUFF NOW FOR PEACE OF MIND!  
 

SIGN UP FOR FREE AND START USING THE YOUGETITBACK VAULT!  
FIND IT HARD TO REMEMBER IMPORTANT DETAILS ABOUT YOUR BELONGINGS? MOBILE - PUK CODES AND PIN NUMBERS. CAR KEYS, SERIAL NUMBERS, WARRANTY INFO!  
USE THE VAULT TO STORE THESE DETAILS AND MANAGE ALL YOUR TAGGED ITEMS ALL IN ONE PLACE.  
 

COPYRIGHT 2007 | YOUGETITBACK.COM ALL RIGHTS RESERVED  
RETURNS POLICY | TERMS OF USE | PRIVACY POLICY | CORPORATE SERVICES

DONE

FIGURE 54

5500

YOU ARE LOGGED IN AS JOHN@SOMCH.COM USER | LOGOUT IRELAND << CHANGE



**YOUGETITBACK.COM**

THE LOST AND FOUND COMPANY

I FOUND SOMETHING...

I LOST SOMETHING...

BUY A TAG...

ACTIVATE A TAG...

MY VAULT | STORE | SUPPORT | ABOUT US | BLOG | HOME

WITH YOUGETITBACK.COM, UP TO 75% OF ALL LOST ITEMS GET RETURNED.

\* TAG ID:

DID NOT ACCEPT THE TAG ID

Ⓢ THE LABEL ID MUST BE 9, 11 OR 12 CHARACTERS LONG

SUBMIT

ACTIVATE YOUR LOST & FOUND SERVICE!

BE INSTANTLY NOTIFIED WHEN SOMEONE FINDS YOUR STUFF!

REWARD FOR RETURN  
1800 238 0695  
ID NO: 1000000001  
YOUGETITBACK.COM

PROTECT YOUR STUFF!

**YOUGETITBACK.COM**

LOST ITEMS WHICH ARE TAGGED WITH A YOUGETITBACK TAG ARE MUCH MORE LIKELY TO BE RETURNED TO YOU!

REGISTERED USERS ARE ALERTED IMMEDIATELY WHEN THEIR STUFF IS FOUND.

TAG YOUR STUFF NOW FOR PEACE OF MIND!

BUY TAGS

MORE INFO...

SIGN UP FOR FREE AND START USING THE YOUGETITBACK VAULT!

FIND IT HARD TO REMEMBER IMPORTANT DETAILS ABOUT YOUR BELONGINGS? MOBILE - PUK CODES AND PIN NUMBERS. CAR KEYS, SERIAL NUMBERS, WARRANTY INFO!

USE THE VAULT TO STORE THESE DETAILS AND MANAGE ALL YOUR TAGGED ITEMS ALL IN ONE PLACE.


SIGN UP

MORE INFO...

FIGURE 55

5600

YOU ARE LOGGED IN AS JOHN PRENDERGAST | LOGOUT IRELAND << CHANGE



# YOU GET IT BACK.COM

THE LOST AND FOUND COMPANY

MY VAULT | STORE | SUPPORT | ABOUT US | NEWS | BLOG | HOME

MY VAULT

ACTIVATE A TAG

MY PROFILE

EMAIL TAG LIST

## MY VAULT:

	DESCRIPTION	TAG ID	SubCategory	
①	PASSPORT	MCP001662	PASSPORTS	<input type="button" value="MORE &gt;&gt;"/>

PASSPORT 9

STATUS:

DESCRIPTION:

TAG ID:

ACTIVATED:

EXPIRES:

CATEGORY:  ▾

MAKE:

MODEL:

SERIAL NUMBER:

COMMENTS:

REWARD:  ▾

	DESCRIPTION ▾	TAG ID ▾	SubCategory	
⊗		TTT111006	2 WAY RADIOS	<input type="button" value="MORE &gt;&gt;"/>
⊙	LAPTOP	MCP001766	LAPTOPS	<input type="button" value="MORE &gt;&gt;"/>
①	TESTD	TTT111005	2 WAY RADIOS	<input type="button" value="MORE &gt;&gt;"/>
⊙	TEST FREE TAG	NOT ACTIVATED	2 WAY RADIOS	<input type="button" value="MORE &gt;&gt;"/>


COPYRIGHT 2007 | YOU GET IT BACK.COM ALL RIGHTS RESERVED

[RETURNS POLICY](#) | 
 [TERMS OF USE](#) | 
 [PRIVACY POLICY](#) | 
 [CORPORATE SERVICES](#)

FIGURE 56

5700

YOU ARE LOGGED IN AS JOHN PRENDERGAST | LOGOUT IRELAND << CHANGE



# YOUGETITBACK.COM

THE LOST AND FOUND COMPANY

MY VAULT | STORE | SUPPORT | ABOUT US | NEWS | BLOG | HOME


<p>MY VAULT</p> <p>ACTIVATE A TAG</p> <p>MY PROFILE</p> <p>EMAIL TAG LIST</p>	<h2 style="text-align: center;">REPORT LOST TAG</h2> <p style="text-align: center;">ITEM LOST/FOUND</p> <p>LABEL NUMBER <input type="text" value="MCP001662"/></p> <p>CATEGORY <input type="text" value="PASSPORTS"/></p> <p>DESCRIPTION <input type="text" value="PASSPORT"/></p> <p>MAKE <input type="text"/></p> <p>MODEL <input type="text"/></p> <p>SERIAL NUMBER <input type="text"/></p> <p>OPTIONAL REWARD <input type="text"/></p> <p>COMMENTS <input type="text"/></p> <p>STATUS <input type="text" value="ACTIVATED"/></p> <p style="text-align: center;"><input type="button" value="LOST"/></p> <p style="text-align: center;"><input type="button" value="BACK"/></p>
---	---

COPYRIGHT 2007 | YOUGETITBACK.COM ALL RIGHTS RESERVED  
[RETURNS POLICY](#) | [TERMS OF USE](#) | [PRIVACY POLICY](#) | [CORPORATE SERVICES](#)

FIGURE 57

5800

LOGIN IRELAND << CHANGE



# YOUGETITBACK.COM

THE LOST AND FOUND COMPANY

I FOUND SOMETHING...I LOST SOMETHING...BUY A TAG...ACTIVATE A TAG...

[MY VAULT](#) | [STORE](#) | [SUPPORT](#) | [ABOUT US](#) | [NEWS](#) | [BLOG](#) | [HOME](#)

## REPORT FOUND ITEM

- THIS LABEL HAS BEEN REPORTED FOUND. YOU WILL BE CONTACTED BY OUR STAFF TO ARRANGE RETURN OF THE ITEM, AND DELIVERY OF YOUR REWARD.

TYPE YOUR LABEL ID HERE!  (REPORT THIS ITEM AS FOUND)

COPYRIGHT 2007 | YOUGETITBACK.COM ALL RIGHTS RESERVED

[RETURNS POLICY](#) | [TERMS OF USE](#) | [PRIVACY POLICY](#) | [CORPORATE SERVICES](#)

FIGURE 58

5900

**ADD OR REMOVE PROGRAMS**

ADD OR REMOVE PROGRAMS  
 ADD NEW PROGRAMS  
 ADD/REMOVE WINDOWS COMPONENTS  
 SET PROGRAM ACCESS AND DEFAULTS

CURRENTLY INSTALLED PROGRAMS:  SHOW UPDATES SORT BY: NAME

PROGRAM NAME	SIZE	USED
DELL 9000 P107 MINITEN	100.00MB	
DIA (REMOVE ONLY)	48.11MB	
DIGITAL LINE DETECT	0.24MB	
EPSON ADVANCED PRINTER DRIVER 3	24.07MB	
eTag	0.66MB	
CLICK HERE FOR SUPPORT INFORMATION.		
TO CHANGE THIS PROGRAM OR REMOVE IT FROM YOUR COMPUTER, CLICK CHANGE OR REMOVE.		
FileMaker PRO 8 ADVANCED	377.00MB	
FogBugz SCREENSHOT	0.41MB	
GOOGLE AdWords EDITOR	40.62MB	
GOOGLE SketchUp 6	49.71MB	
GOOGLE TALK (REMOVE ONLY)	5.08MB	
GOOGLE TOOLBAR FOR INTERNET EXPLORER	104.00MB	
IKEA HomePlanner KITCHEN	35.45MB	
INTEL(R) PROSeuWIRELESS SOFTWARE	8.74MB	
INTERNAL NETWORK CARD POWER MANAGEMENT	0.59MB	
IfanView (REMOVE ONLY)	1.34MB	
iTunes	72.59MB	
JAVA 2 RUNTIME ENVIRONMENT, SE V1.4.2_03	SIZE	
MICROSOFT.NET FRAMEWORK 1.1	SIZE	
MICROSOFT.NET FRAMEWORK 1.1 HOTFIX (KB928366)	SIZE	

CHANGE REMOVE

FIGURE 59

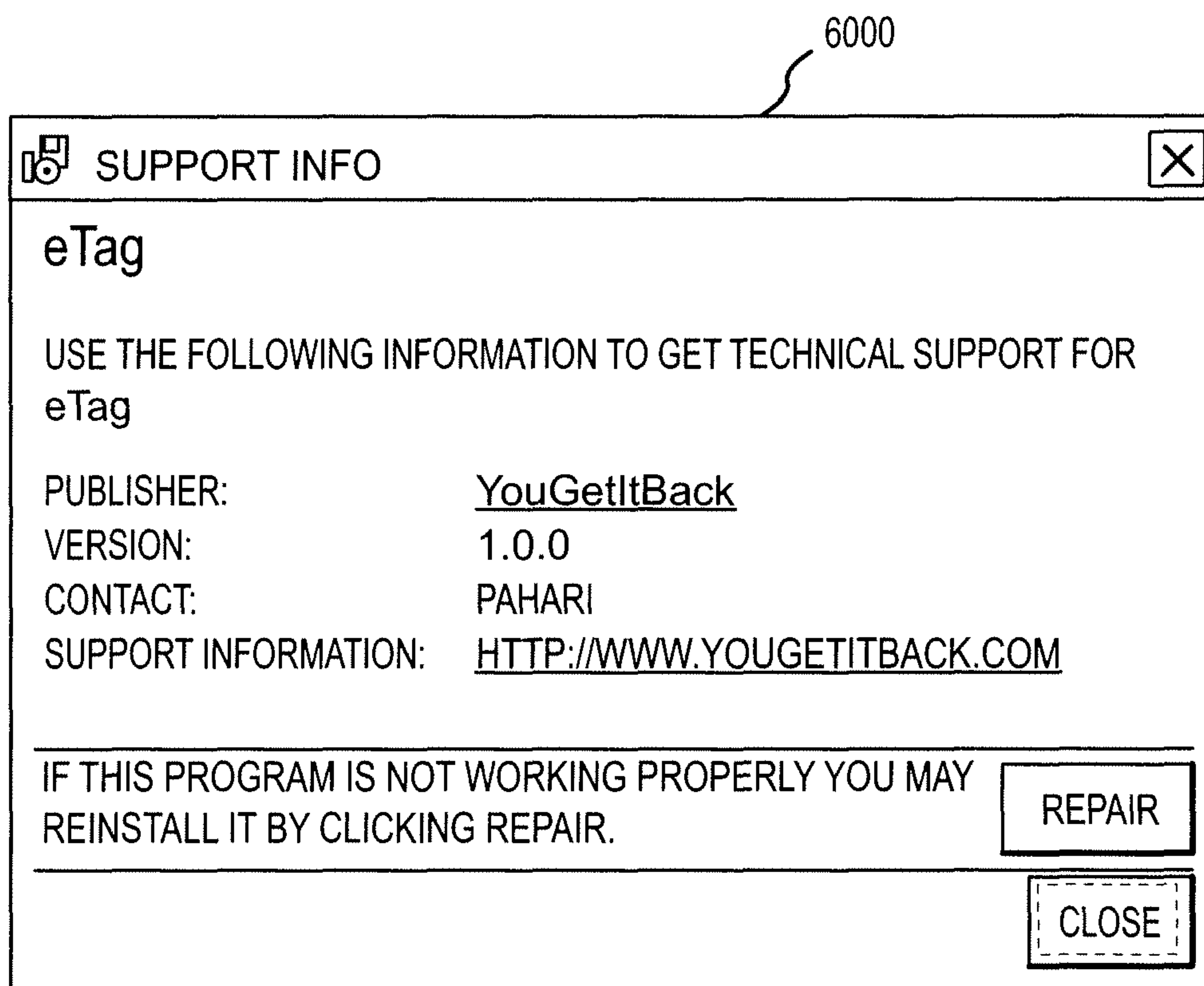


FIGURE 60



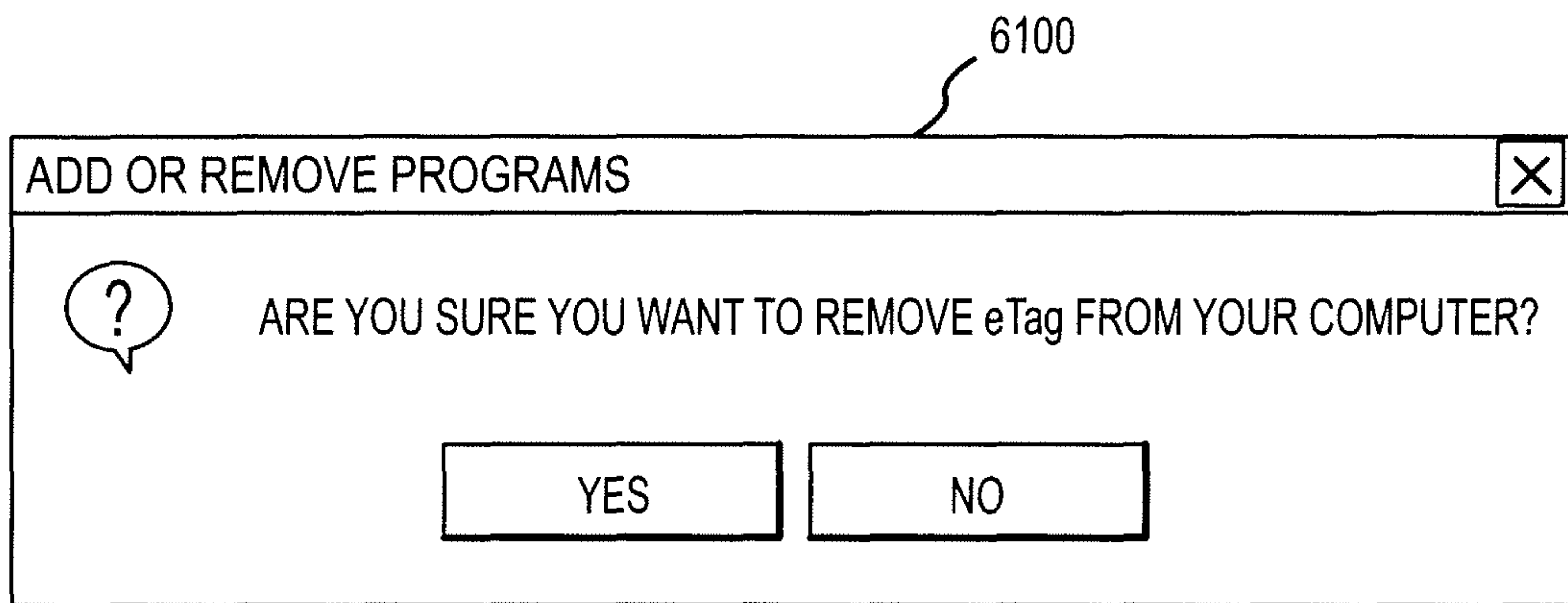


FIGURE 61

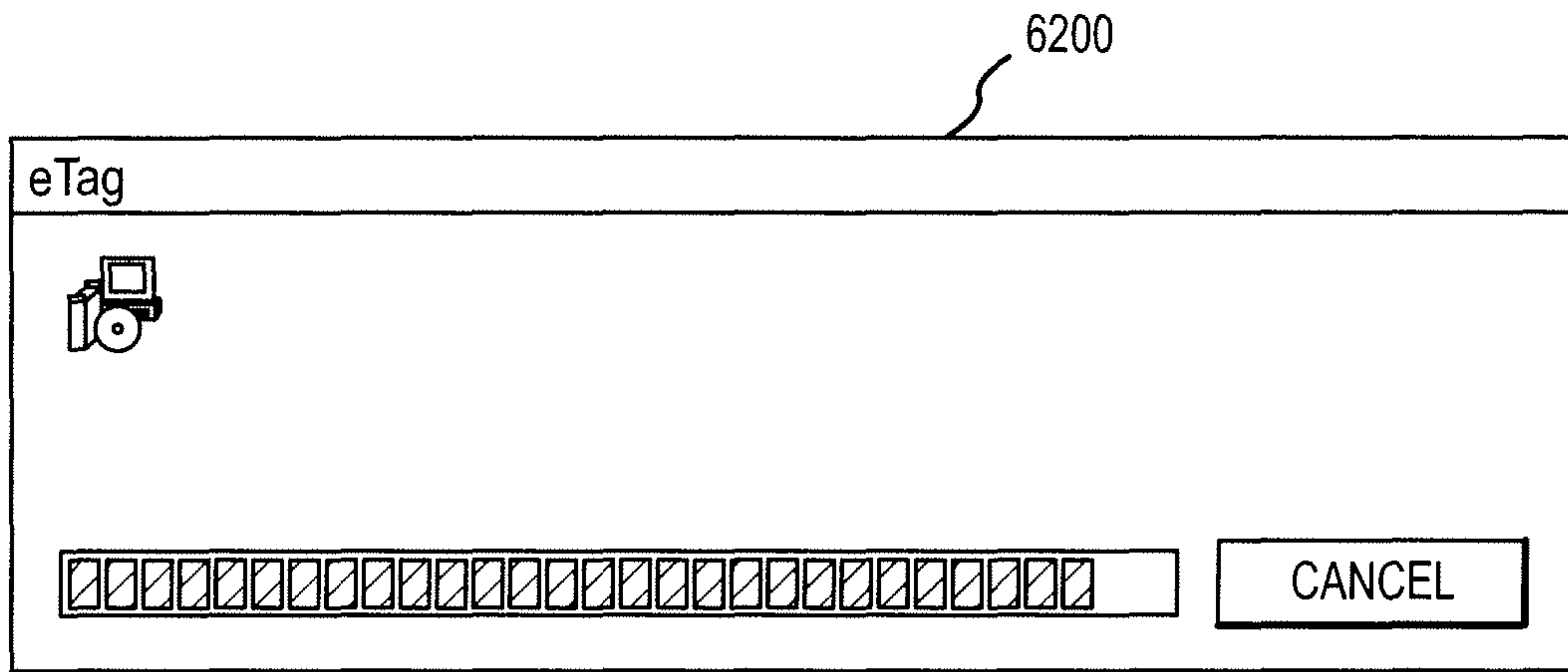


FIGURE 62

6300

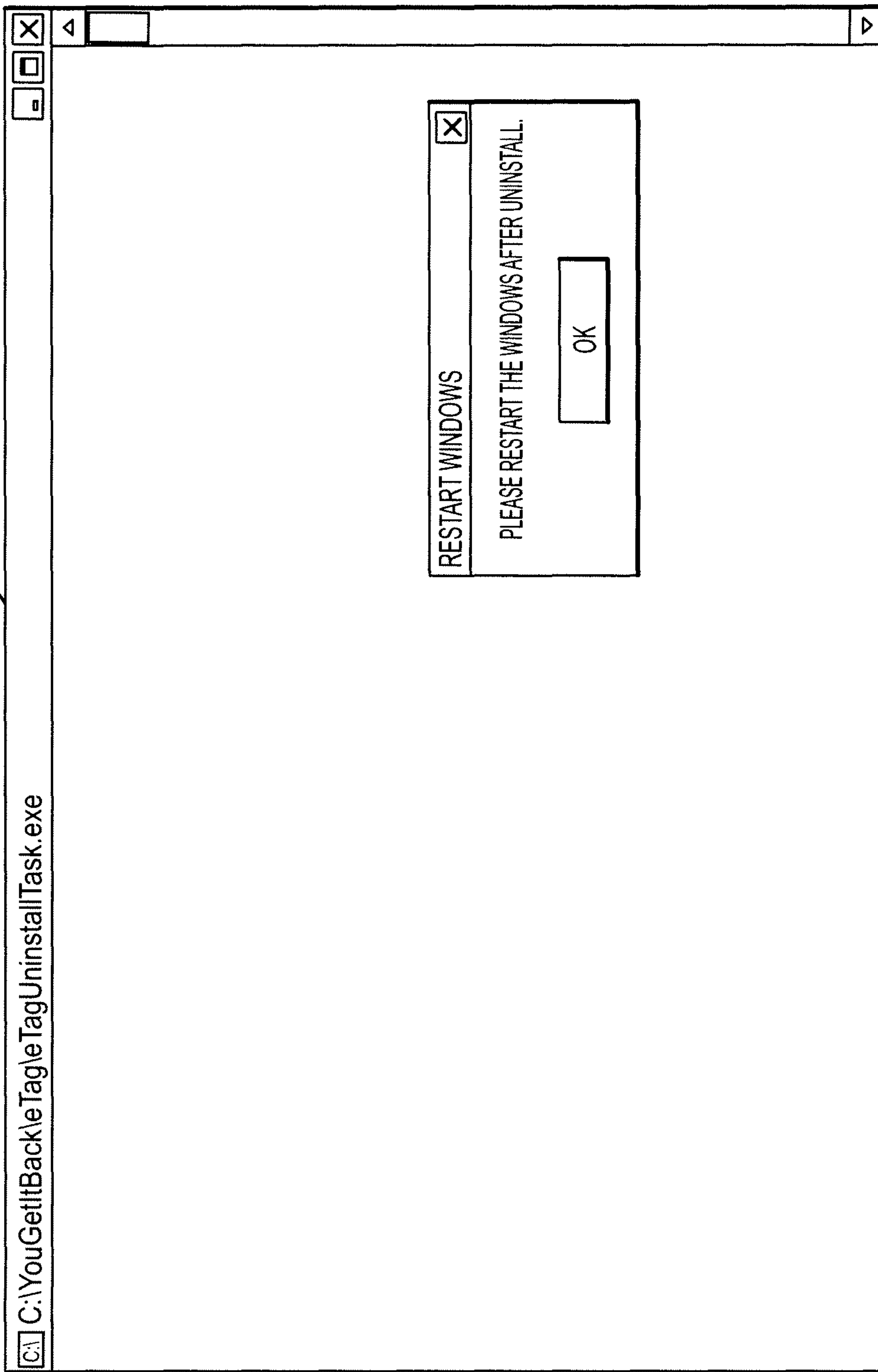


FIGURE 63

6400

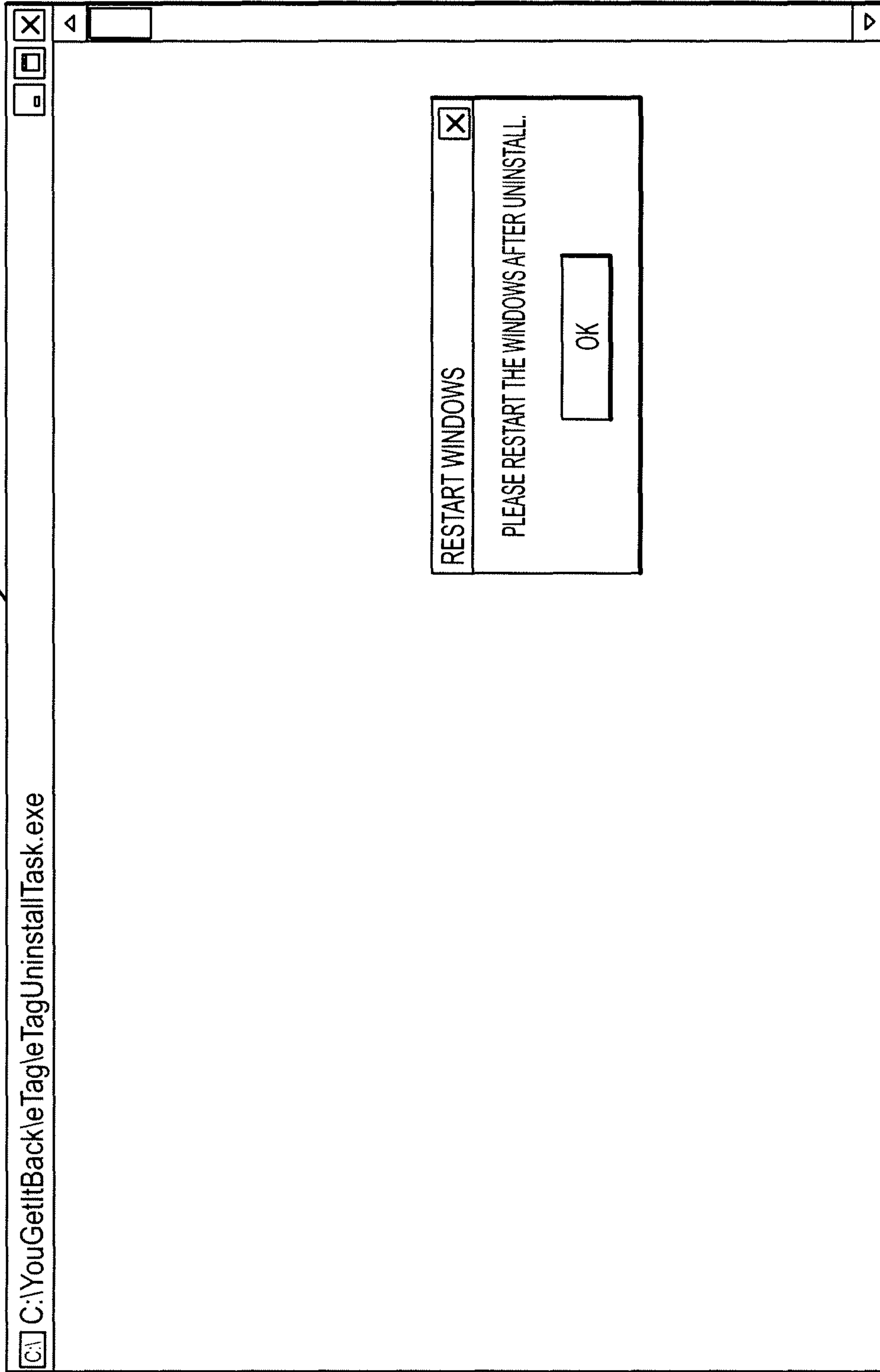


FIGURE 64

6500 User Interface

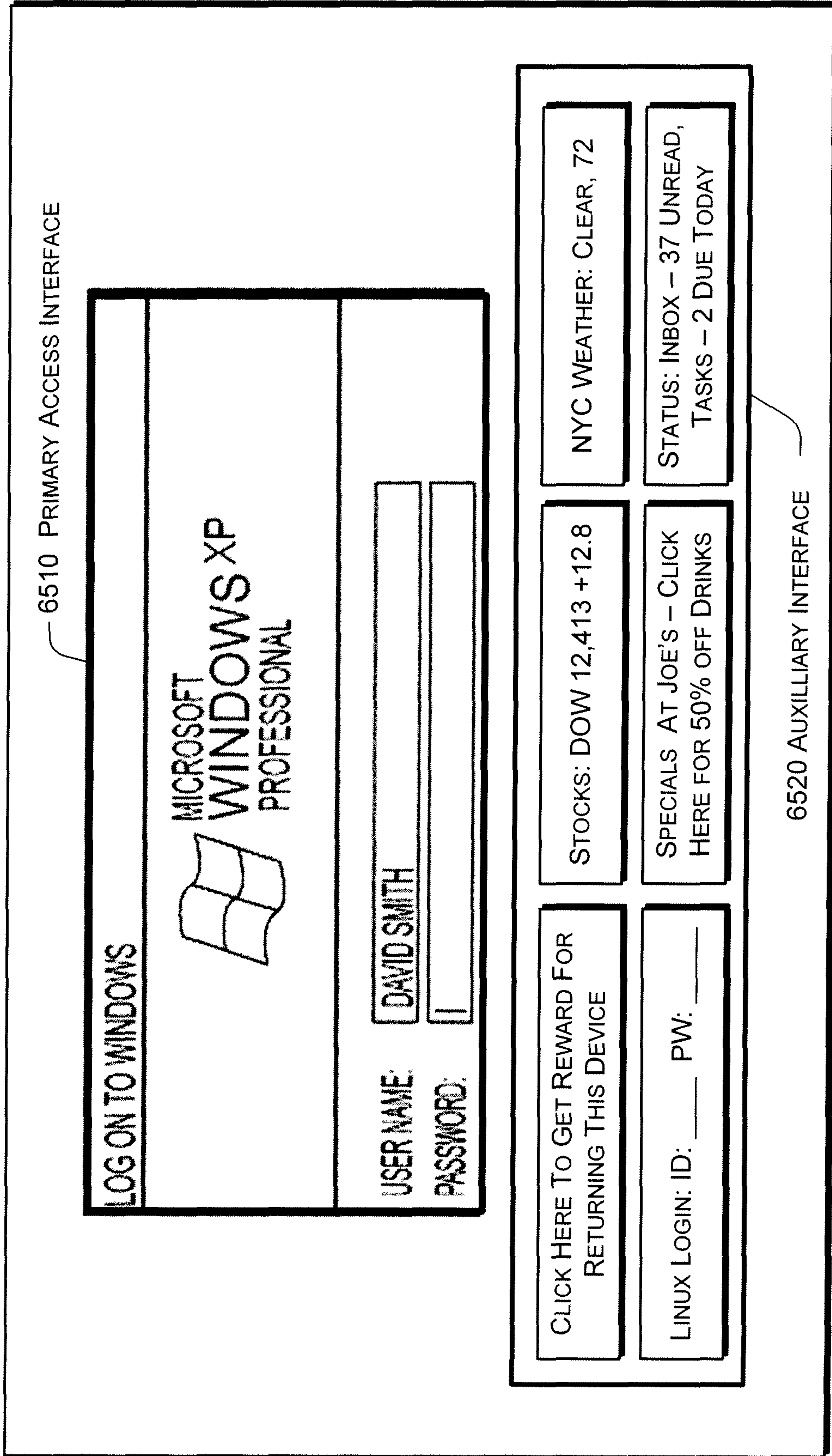


Fig. 65

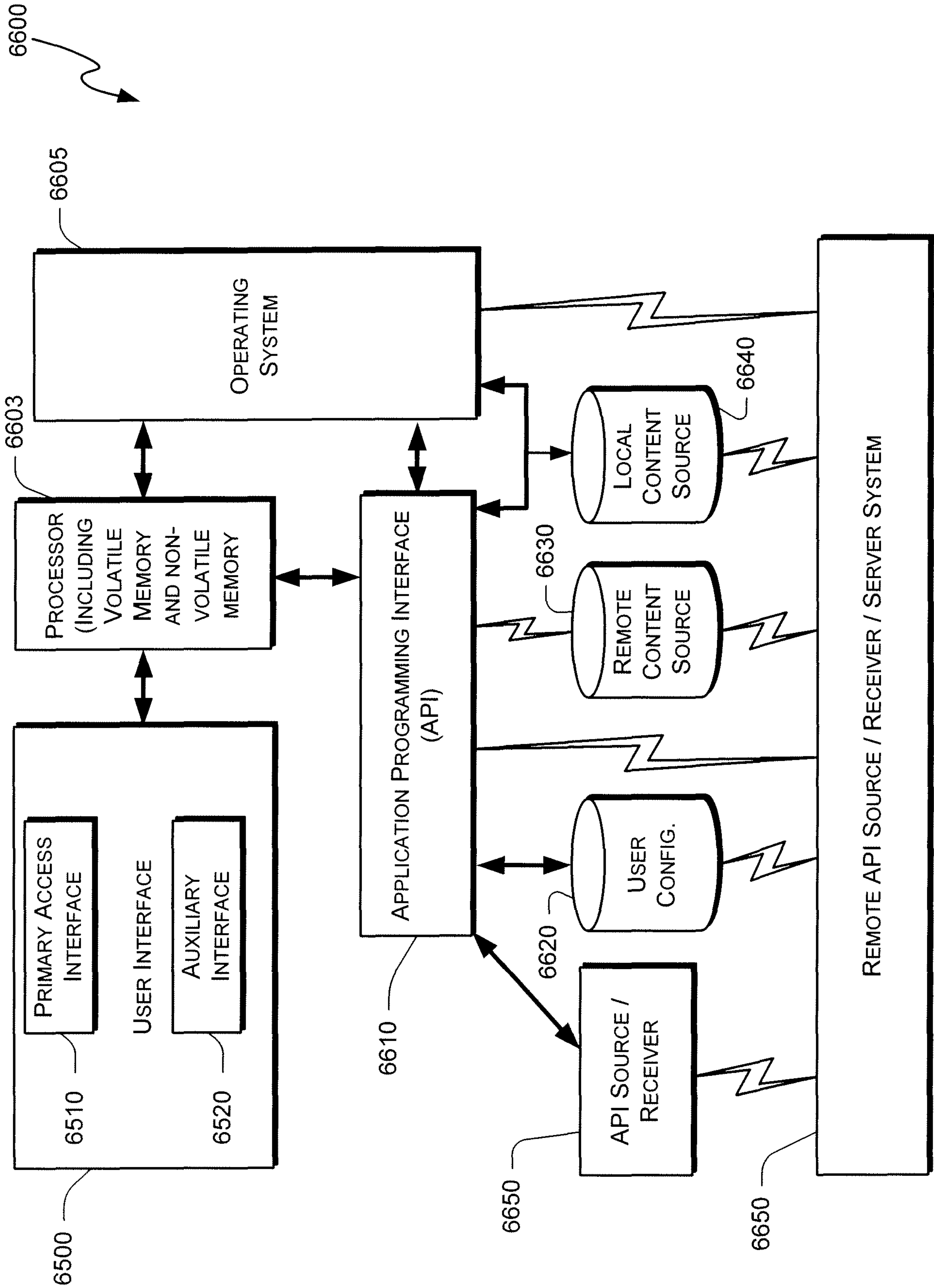


Fig. 66

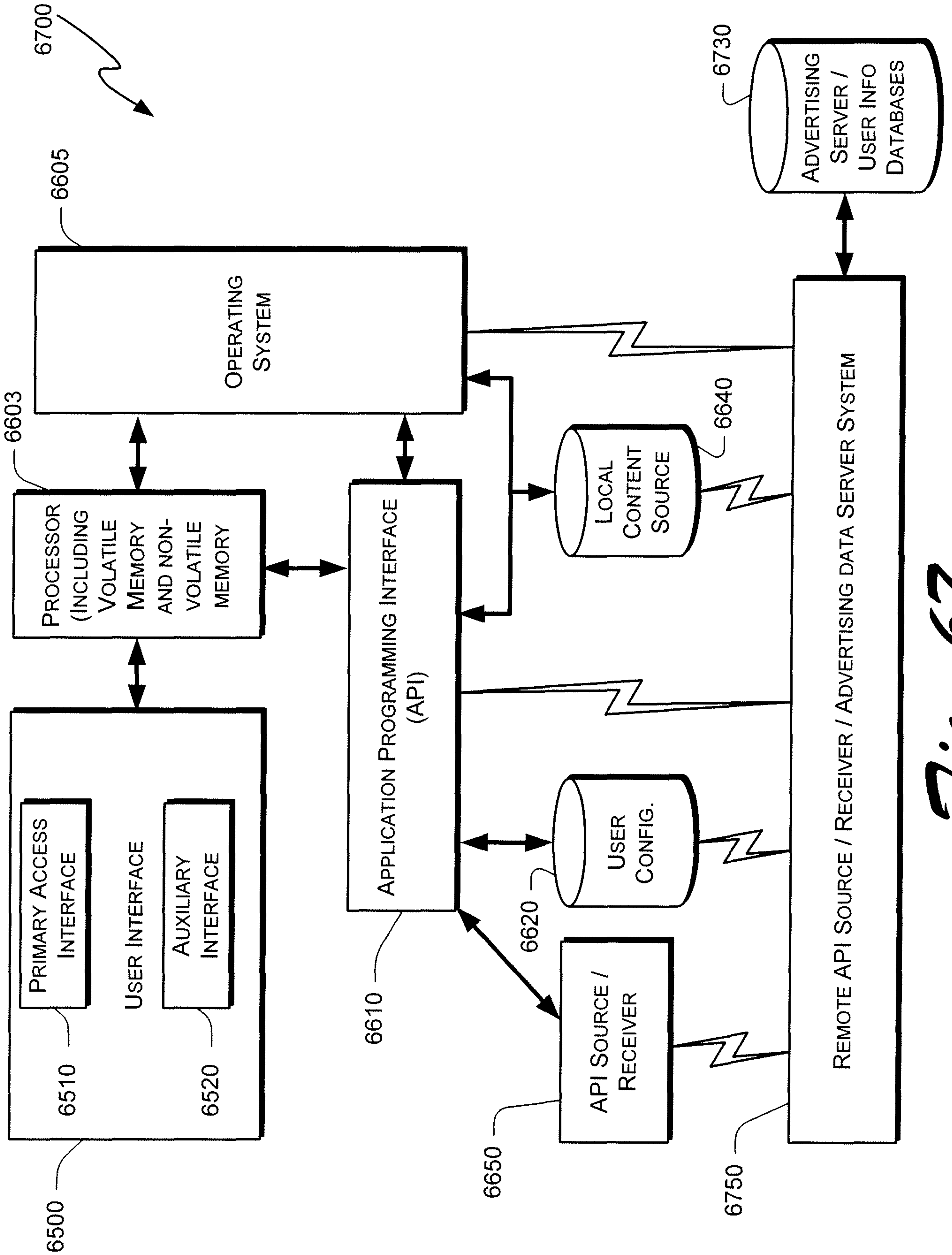
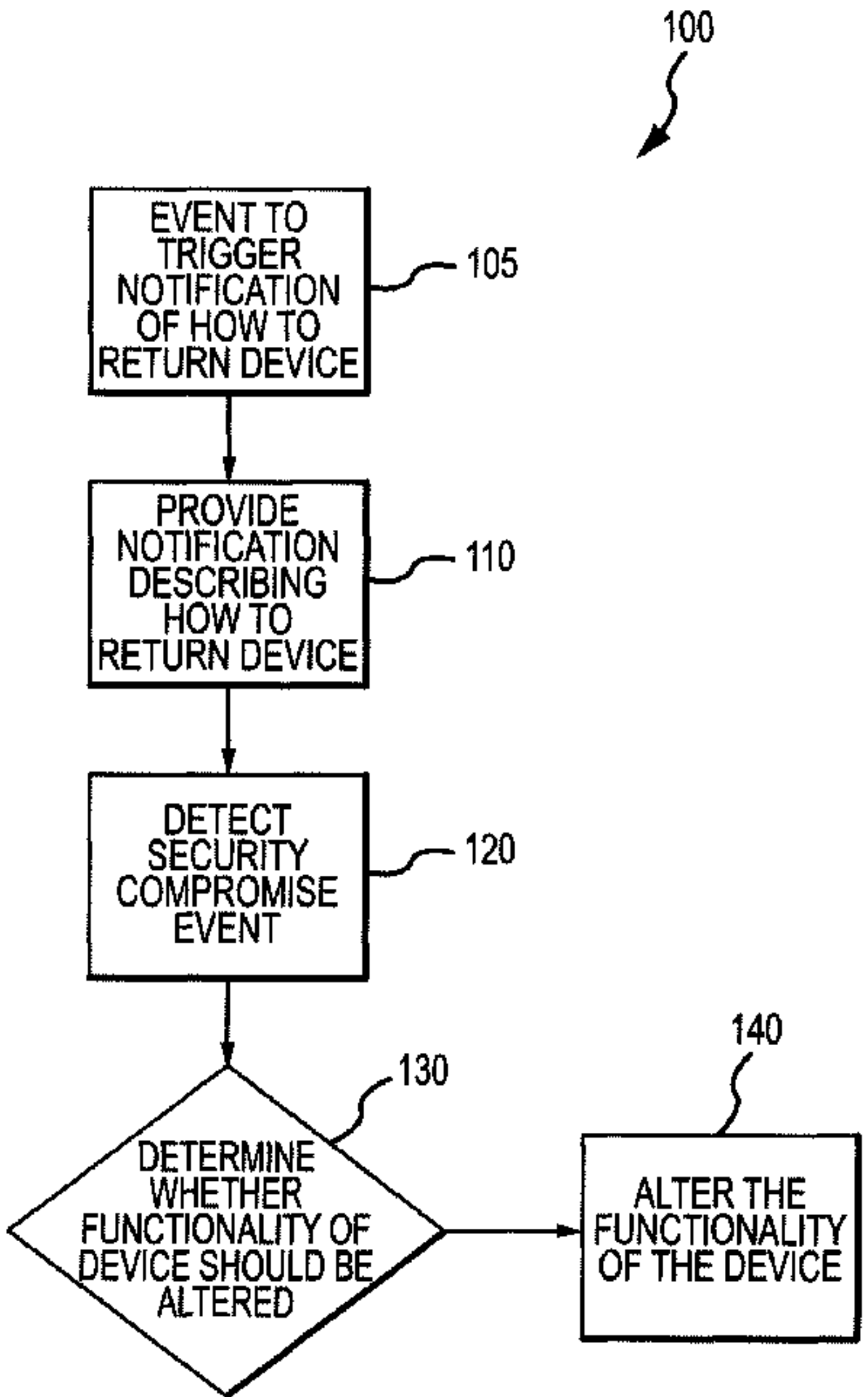


Fig. 67



**FIGURE 1**