

D. Greenleaf
Elastic Ventilating Hat.
N^o 90 *Patented Nov. 26. 1836*

Fig. 3

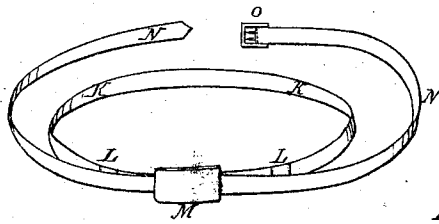


Fig. 4.




Fig. 1

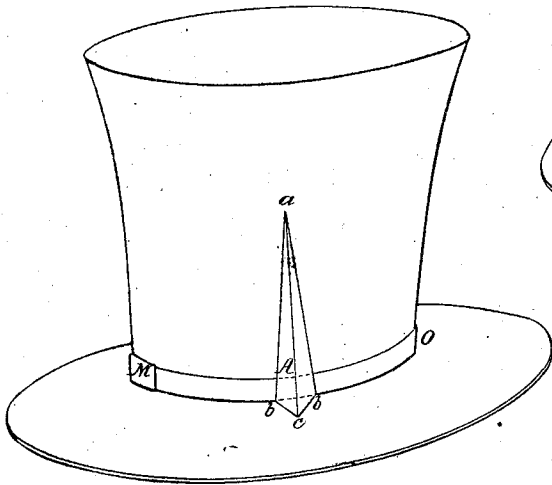
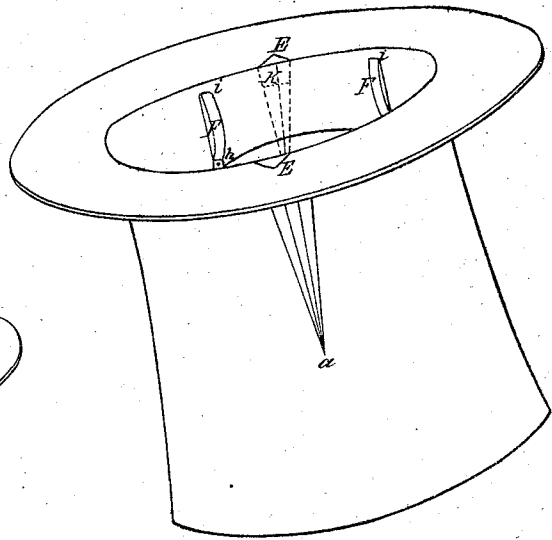


Fig. 2.



UNITED STATES PATENT OFFICE.

DANIEL GREENLEAF, OF VICKSBURG, MISSISSIPPI.

ELASTIC VENTILATING-HAT.

Specification of Letters Patent No. 90, dated November 26, 1836.

To all whom it may concern:

Be it known that I, DANIEL GREENLEAF, residing near Vicksburg, in the county of Warren and State of Mississippi, have invented new and useful Improvements Upon Hats and Upon the Mode of Constructing Hats, called the "Elastic Ventilator"; and I do hereby declare that the following is a full and exact description.

The nature of my inventions consist, first, in ventilating the crown of the hat, thereby keeping the head cool, and preserving the hair, and general health of the wearer by hollow cones, and movable cushions, which is effected without danger of getting the head wetted in time of rain. Second, in adapting the same hat to heads of almost every size by a power of contracting and expanding the mouth of the crown which is gained by means of the hollow ventilators. Third, in the elasticity and pliability of that part of the crown which rests upon the head fitting closely and easily thereto, and pressing equally upon all parts of the head alike, which is effected by the application of a spring band made of india rubber, wire, or other elastic material, and, fourth, in attaching to the hat in front a metallic circulating card upon which to be engraved the name, occupation, and residence of the owner, for the double purpose of enabling him facility to distinguish his hat from others; and of enabling persons who may have business with him easily and readily to recognize him.

To enable others skilled in the art to make and use my inventions, I will proceed to describe their construction and the several parts thereof, referring for that purpose to the accompanying drawing.

I construct my hat block in any of the known forms, adding thereto two triangular cones, placing one on the right, and the other on the left side. I attach the base of the cones to the lower edge of the block and cause them to come to a point midway the height of the block. Upon this block I construct my hat of any of the known materials forming when done, including the crown, brim, and conical ventilators, one connected and continuous whole.

For a more particular description I refer to Figure 1, which represents a side view of my hat. I make it of the bell crown form which is preferable for the reason that in connection with the conical ventilators at-

tached thereto, the proportions will be more symmetrical. A represents one of the two ventilators. I place them on the right and left of the crown, and they form a part of the crown and brim, being solidly connected in the structure with both. The sides of the ventilator of the base, *b* to *c*, I make three-quarters of an inch wide, but they may be increased or diminished according to the size of the crown and width of the brim. I make the length of the ventilator, *c* to *d*, to extend midway the height of the crown and there to come to a point, but the length may be varied.

Fig. 2, gives a view of the under part of my hat, and a partial view of the inside. E, E, represent the mouths of the ventilators which form an open triangular passage for the circulation of the air and lead from the lower part of the brim on either side to the inside of the crown. These ventilators may be placed before and behind instead of at the sides, or may be increased in number two to four or more as the varying fashion of the time may dictate. This kind of ventilator may also be made to take its beginning above the brim leaving space enough between its base and the brim of the hat for the band, which was the first mode I devised, but I considered it inferior because the second and third items of my invention could not be used in connection with it. F, F, represent two of four small ventilating cushions. I make each of them two and a quarter inches long, three-quarters wide, and three-eighths of an inch thick, but they may be varied both in their number and dimensions. I construct them of two pieces of leather, the under one being thin, but rather stiff, and the upper one being of buckskin or other soft material, stitch them round, and stuff with wool so as that the part which lies next to the lining of the hat is flat, and fits smooth, and that part which comes in contact with the head is prominent and rounded off. *h*, represents one of four buttons (similar to metallic collar buttons, made of gold, silver, or baser metal, with which I fasten the movable cushions to the lining, the buttonholes through which they pass being lined and stitched. *i*, points out the lower ends of the cushions to which I fasten thin flat, single or double metallic hooks, which I hook into the leather lining when the cushions are to be used for ventilating in warm weather,

and unhook and turn up or take off and lay aside in cold weather. The fitting of the hat is not affected by this buttoning and hooking on and taking off the cushions, its size being made to adapt itself to the head by the aid of an elastic band, and sufficient room in the hollow of the ventilators for the contraction or expansion of the circumference of the crown. These cushions form a further means of effectually and thoroughly ventilating the crown of the hat, thereby keeping the head cool and preventing disease.

Fig. 3, represents the elastic band; the part of it marked *b*, *b*, I make of that kind of material of which gum elastic suspenders are made, but it may be made with wire springs or other elastic material. In length this part of the band is not made quite long enough to reach around the hat once, and I pass it through the hollow ventilators at *E*, *E*, (Fig. 2) first making an opening through them with a sharp instrument for that purpose. *L*, *L*, represent the ends of the gum elastic bands, to which are sewed the usual kind of hat band ribbons sufficiently long being passed through the metallic cord at *M*, and turned back to extend around the hat, and buckled together behind. *M*, represents a silver or gold plate with openings in the ends to receive the ribbons which I place in front and upon which is to be engraved the owner's name, occupation, and place of residence, or in lieu thereof, if the wearer has no wish to adver-

tise himself, a ring or buckle without a tongue may be used through which the ends of the hat band ribbon *N*, *N*, being passed in like manner as through the plate, they turn back, and follow the outside of the spring band covering and hide it altogether. *O*, represents the common buckle for fastening the hat band ribbons behind.

Fig. 4, represents more distinctly a side and front view of the movable ventilating cushions.

What I claim as my invention and desire to secure by Letters Patent is—

1. The two kinds of ventilators, by means of which there is a constant introduction of fresh air to the head while the hat is upon it.

2. A power of contracting or expanding the crown of the hat, so as to make the same hat fit heads of different sizes, as above described.

3. The application to the crown of the hat of a spring band which will cause it to fit closely and set easily, pressing equally upon all the parts of the head at the same time.

4. The metallic circulating card placed upon the front of the hat, the utility of which in a country where the facilities of traveling are so great, and where there is consequently a constant mixing together of strangers, is too apparent to need comment.

D. GREENLEAF.

Witnesses:

SAML. STETTINENS,
WM. P. ELLIOT.