



US00D445658S

(12) **United States Design Patent**
Dierolf

(10) **Patent No.:** **US D445,658 S**

(45) **Date of Patent:** **** Jul. 31, 2001**

(54) **HANDLE FOR A HAND TOOL, ESPECIALLY FOR A SCREW DRIVER**

(75) Inventor: **Andreas Dierolf, Untermunkheim (DE)**

(73) Assignee: **Adolf Wurth GmbH & Co. KG, Kunzelsau (DE)**

(**) Term: **14 Years**

(21) Appl. No.: **29/128,999**

(22) Filed: **Sep. 1, 2000**

(30) **Foreign Application Priority Data**

Mar. 4, 2000 (DE) 4 00 02 580

(51) **LOC (7) Cl.** **08-04**

(52) **U.S. Cl.** **D8/83; D8/107**

(58) **Field of Search** D8/82, 83, 84, D8/85, 86, 87, 107; 81/177.1, 436, 437, 438, 439, 488, 489

(56) **References Cited**

U.S. PATENT DOCUMENTS

- D. 256,546 * 8/1980 Holland-Letz D8/83
- D. 256,547 * 8/1980 Holland-Letz D8/83
- D. 256,662 * 9/1980 Holland-Letz D8/83
- D. 309,246 * 7/1990 Cascio et al. D8/82
- D. 310,011 * 8/1990 Holland-Letz D8/82
- D. 383,660 * 9/1997 Anderson D8/83

- D. 408,252 * 4/1999 Holland-Letz D8/83
- D. 414,095 * 9/1999 Hoepfl et al. D8/83
- D. 414,096 * 9/1999 Chapin et al. D8/83
- D. 415,005 * 10/1999 Chen D8/83
- D. 418,035 * 12/1999 Hatch D8/83

FOREIGN PATENT DOCUMENTS

299 20 323 1/2000 (DE) .

* cited by examiner

Primary Examiner—Philip S. Hyder

(74) *Attorney, Agent, or Firm*—Akerman Senterfitt

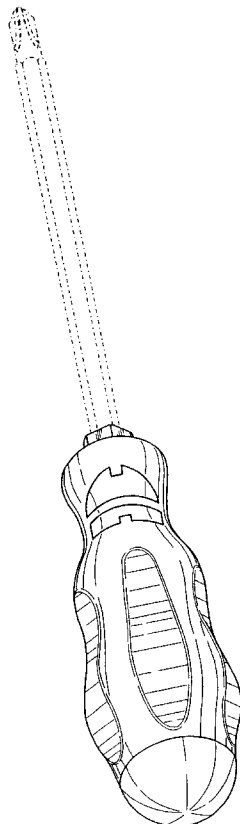
(57) **CLAIM**

The ornamental design for a handle for a hand tool, especially for a screw driver, as shown and described.

DESCRIPTION

FIG. 1 is a side perspective view of a handle for a hand tool, especially for a screw driver showing my new design;
 FIG. 2 is a top plan view thereof;
 FIG. 3 is a bottom plan view thereof;
 FIG. 4 is a front elevation view thereof;
 FIG. 5 is a side elevation view thereof;
 FIG. 6 is a rear elevation view thereof; and,
 FIG. 7 is a opposite side elevation view thereof.
 The broken line showing of the blade is for illustrative purposes only and forms no part of the claimed design.

1 Claim, 2 Drawing Sheets



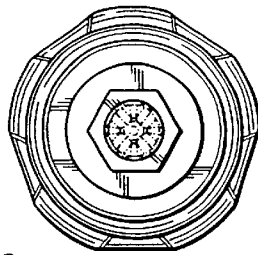
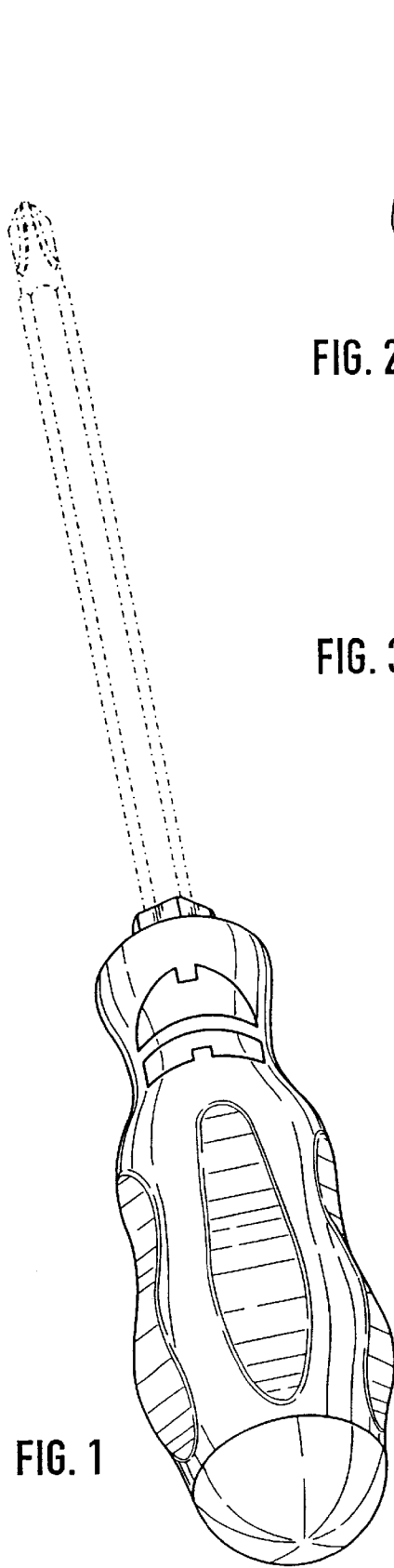


FIG. 2

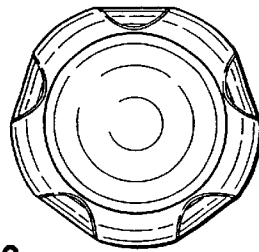


FIG. 3

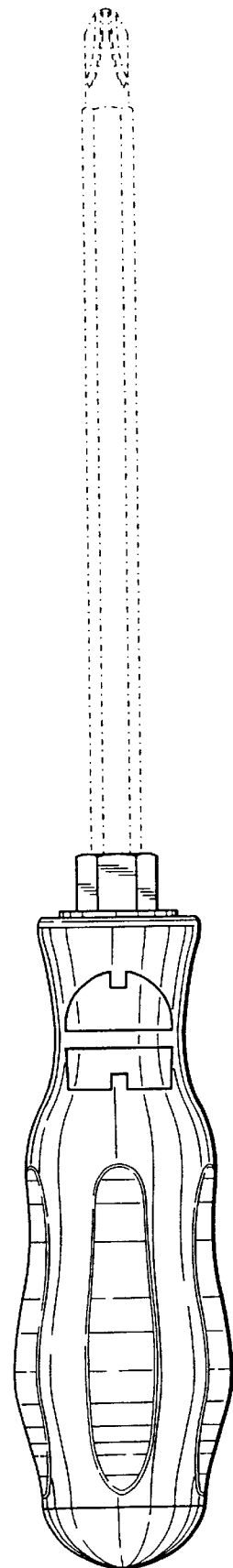


FIG. 4

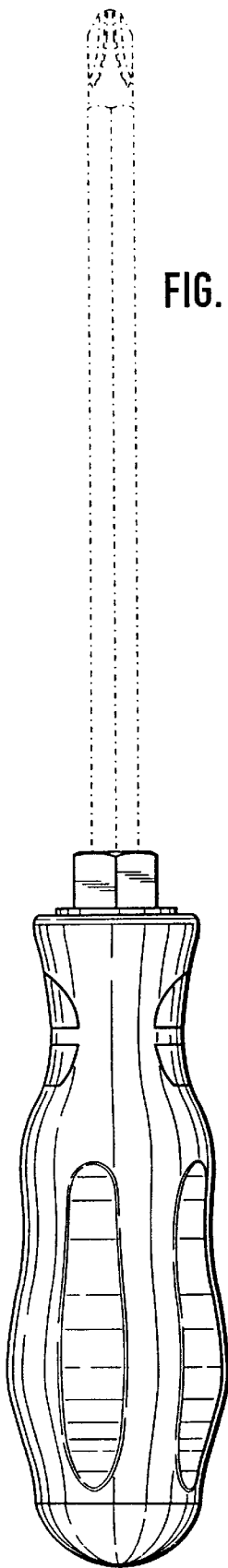


FIG. 5

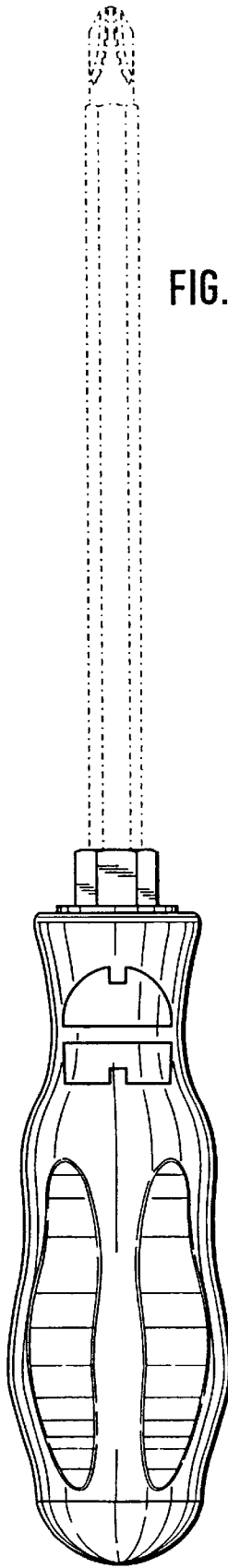


FIG. 6

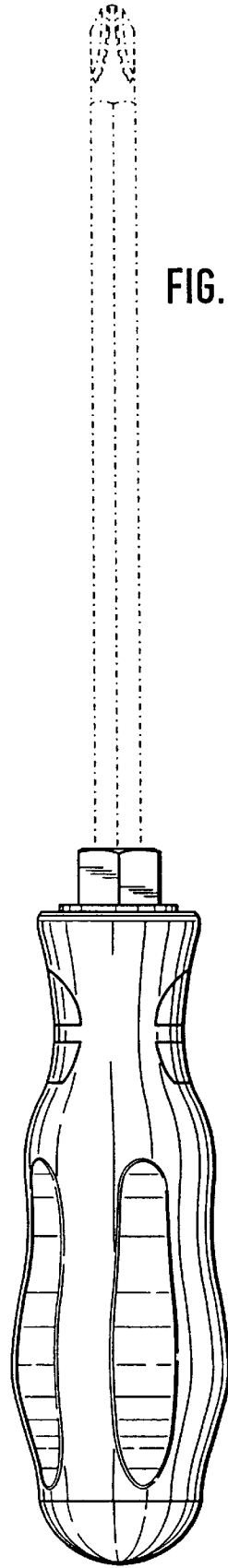


FIG. 7