Innovation, Sciences et Développement économique Canada
Office de la Propriété Intellectuelle du Canada

Innovation, Science and Economic Development Canada
Canadian Intellectual Property Office

CA 3108448 A1 2020/02/20

(21) 3 108 448

(12) DEMANDE DE BREVET CANADIEN
CANADIAN PATENT APPLICATION

(13) A1

(86) Date de dépôt PCT/PCT Filing Date: 2019/08/15
(87) Date publication PCT/PCT Publication Date: 2020/02/20
(85) Entrée phase nationale/National Entry: 2021/02/02
(86) N° demande PCT/PCT Application No.: EP 2019/071904
(87) N° publication PCT/PCT Publication No.: 2020/035555
(30) Priorité/Priority: 2018/08/15 (EP18189195.3)

(51) Cl.Int./Int.Cl. *C07C 237/48* (2006.01), *A61K 31/167* (2006.01), *A61P 29/00* (2006.01)

(71) Demandeur/Applicant:
PHARMACYL AB, SE

(72) Inventeurs/Inventors:
BJORK, ANDERS, SE;
HEDLUND, GUNNAR, SE

(74) Agent: GOWLING WLG (CANADA) LLP

(54) Titre : BENZAMIDES SUBSTITUES ET LEUR UTILISATION EN THERAPIE
(54) Title: SUBSTITUTED BENZAMIDES AND THEIR USE IN THERAPY

(57) Abrégé/Abstract:
A compound of formula (I) or a pharmaceutically acceptable salt or solvate thereof, and a pharmaceutical composition comprising the compound. The compound is useful for the treatment a disease resulting from pathologic inflammation, such as inflammatory bowel disease, psoriasis or rheumatoid arthritis.

(12) INTERNATIONAL APPLICATION PUBLISHED UNDER THE PATENT COOPERATION TREATY (PCT)

(19) World Intellectual Property Organization
International Bureau

(43) International Publication Date
20 February 2020 (20.02.2020)

WIPO | PCT

(10) International Publication Number
WO 2020/035555 A3

(51) International Patent Classification:
*A61P 1/04* (2006.01) *A61K 31/166* (2006.01)
*A61P 19/02* (2006.01) *A61P 29/00* (2006.01)

(21) International Application Number:
PCT/EP2019/071904

(22) International Filing Date:
15 August 2019 (15.08.2019)

(25) Filing Language: English

(26) Publication Language: English

(30) Priority Data:
18189195.3 15 August 2018 (15.08.2018) EP

(71) Applicant: **PHARMACYL AB** [SE/SE]; c/o Peter Sjöbeck, Södra Förstadsgatan 84A, 214 20 MALMÖ (SE).

(72) Inventors: **BJÖRK, Anders**; Svalvägen 9, 237 36 BJÄRRED (SE). **HEDLUND, Gunnar**; Gullregnsvägen 131 E, 224 56 LUND (SE).

(74) Agent: **BRANN AB**; P.O. Box 3690, 103 59 STOCKHOLM (SE).

(81) Designated States *(unless otherwise indicated, for every kind of national protection available)*: AE, AG, AL, AM, AO, AT, AU, AZ, BA, BB, BG, BH, BN, BR, BW, BY, BZ, CA, CH, CL, CN, CO, CR, CU, CZ, DE, DJ, DK, DM, DO, DZ, EC, EE, EG, ES, FI, GB, GD, GE, GH, GM, GT, HN, HR, HU, ID, IL, IN, IR, IS, JO, JP, KE, KG, KH, KN, KP, KR, KW, KZ, LA, LC, LK, LR, LS, LU, LY, MA, MD, ME, MG, MK, MN, MW, MX, MY, MZ, NA, NG, NI, NO, NZ, OM, PA, PE, PG, PH, PL, PT, QA, RO, RS, RU, RW, SA, SC, SD, SE, SG, SK, SL, SM, ST, SV, SY, TH, TJ, TM, TN, TR, TT, TZ, UA, UG, US, UZ, VC, VN, ZA, ZM, ZW.

(84) Designated States *(unless otherwise indicated, for every kind of regional protection available)*: ARIPO (BW, GH, GM, KE, LR, LS, MW, MZ, NA, RW, SD, SL, ST, SZ, TZ, UG, ZM, ZW), Eurasian (AM, AZ, BY, KG, KZ, RU, TJ, TM), European (AL, AT, BE, BG, CH, CY, CZ, DE, DK, EE, ES, FI, FR, GB, GR, HR, HU, IE, IS, IT, LT, LU, LV, MC, MK, MT, NL, NO, PL, PT, RO, RS, SE, SI, SK, SM, TR), OAPI (BF, BJ, CF, CG, CI, CM, GA, GN, GQ, GW, KM, ML, MR, NE, SN, TD, TG).

**Published:**
— *with international search report (Art. 21(3))*
— *before the expiration of the time limit for amending the claims and to be republished in the event of receipt of amendments (Rule 48.2(h))*

(88) Date of publication of the international search report:
23 April 2020 (23.04.2020)

(54) Title: SUBSTITUTED BENZAMIDES AND THEIR USE IN THERAPY

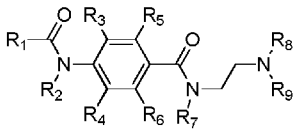

(I)

(57) Abstract: A compound of formula (I) or a pharmaceutically acceptable salt or solvate thereof, and a pharmaceutical composition comprising the compound. The compound is useful for the treatment a disease resulting from pathologic inflammation, such as inflammatory bowel disease, psoriasis or rheumatoid arthritis.

WO 2020/035555 A3

# SUBSTITUTED BENZAMIDES AND THEIR USE IN THERAPY

## FIELD OF THE INVENTION

The present invention relates to compounds that are useful in the treatment of diseases resulting from pathologic inflammation. More particularly, the invention relates to 4-alkanoylaminobenzamide derivatives and their use in therapy, in particular for the treatment of diseases resulting from pathologic inflammation. Furthermore, the invention relates to pharmaceutical formulations comprising such compounds.

## BACKGROUND OF THE INVENTION

Throughout this application, various (non-patent) publications are referred to by first author and year of publication. Full citations for these publications are presented in a References section immediately before the claims. The disclosures of these documents and publications referred to herein are hereby incorporated in their entireties by reference into this application in order to more fully describe the state of the art to which this invention pertains.

Diseases resulting from pathologic inflammation may be treated by various anti-inflammatory agents, such as corticosteroids, immunomodulators, immunosuppressants, and tumor necrosis factor (TNF) inhibitors. TNF is involved in various inflammatory, autoimmune and immune-mediated disorders, e.g. inflammatory bowel disease (IBD), rheumatoid arthritis (RA), and psoriasis and this forms the basis for the use of TNF inhibitors (anti-TNF drugs) in the treatment of such diseases. However, there are some important side effects linked to the anti-TNF drugs including increased risk of lymphoma and skin cancer, increased risk for severe infections, including tuberculosis and fungal infections, and injection site reactions.

Not all patients treated with anti-TNF drugs respond to such therapy. For example, among IBD patients treated with current biologic anti-TNF drugs, only approximately 20% to 35% of patients will achieve full remission (Sandborn, 2016). In addition, patients who do not experience full remission, lose response over time, or have no response to anti-TNF therapy, have a substantially decreased response rate also when treated with a second anti-TNF drug (Sands, 2014). Moreover, while the anti-TNF drugs may have a rapid onset of action with regard to symptomatic improvement in IBD patients, only a moderate correlation exists between this improvement and reduction in mucosal inflammation. The rapid control of symptoms is likely due to direct neutralisation of circulating TNF, but other mechanisms of action are required to decrease the total inflammatory burden and induce mucosal healing (Hindryckx, 2018).

Many diseases resulting from pathologic inflammation are of chronic nature, or at least may require

long term treatment. In such cases, it is of utmost importance to try to reduce as far as possible any serious side effects resulting from the treatment. For example, while the 4-aminobenzamide derivatives such as procainamide (CAS No. 614-39-1) and declopramide (CAS No. 891-60-1) were suggested as potential therapeutic agents for the treatment of IBD (Kim, 2016; Ivanenkov, 2011), well-known neurological and cardiovascular side effects linked to this chemical class of compounds may outweigh potential clinical benefits in long-term treatment (Harrington, 1983; Harron, 1990).

IBD, mainly comprised of Crohn's disease (CD) and ulcerative colitis (UC), is a chronic, frequently progressive condition of the gastrointestinal tract that requires lifelong treatment. The natural history of the condition is one of periods of remission, punctuated by relapses of disease activity. CD and UC are diseases with many similarities and share many overlapping epidemiological, clinical and therapeutic characteristics, but differ frequently with respect to localization and how they are managed.

UC is a disease in which the innermost lining of the colon and rectum becomes inflamed. Histologically, UC is characterised by the presence of both acute and chronic inflammation. The inflammation causes the bowel to empty frequently. Ulcers form, which then bleed and produce pus and mucous. The hallmark symptom of UC is bloody diarrhoea accompanied by urgency to defecate. Other symptoms include crampy abdominal pain, loss of appetite, fatigue, weight loss and fevers. The diagnosis of UC is based on a combination of symptoms, endoscopic findings, and histology. The pathogenesis is multifactorial, involving genetic predisposition, dysregulated immune responses, and environmental factors.

CD typically presents with abdominal pain, diarrhoea, and weight loss. The disease most often begins gradually and may affect only a small part of the gastrointestinal tract, but it has the potential to progress extensively over time. CD can cause inflammation that goes through the wall of the intestines causing fistulas or abscesses. Most commonly, CD affects the small intestine and the beginning of the large intestine. The disease, however, can affect any part of the digestive tract, from the mouth to the anus.

Depending on the extent of disease, UC patients can be classified as having 1) ulcerative proctitis involving only the rectum, 2) left sided UC involving the colorectum distal to the splenic flexure and 3) extensive UC involving the colon proximal to the splenic flexure (includes pancolitis). Symptoms may vary depending on the degree and extent of inflammation. Patients are classified as having mild, moderate or severe disease activity according to one or more measures of disease severity. People are more frequently diagnosed for UC between the ages of 15 and 35, and at a second lesser peak between 55 and 65 years of age. The median age at diagnosis is 30 years. In 15% of

cases UC is diagnosed in childhood and may present before school age. Traditionally, the highest occurrence of both CD and UC is found in the developed countries of North America and Europe. The prevalence is estimated to be 70-500 cases per 100.000, with males and females affected equally. CD and UC account for substantial costs to the health care system and society.

UC has a substantial impact on the patient´s quality of life due to early onset and lack of a cure. Current medications are moderately efficacious, and adverse effects are a problem. It is therefore urgent to improve clinical management by establishing new treatment strategies. The therapeutic goals are induction and maintenance of remission and prevention of complications. Patients with mucosal healing who have no or very mild symptoms and signs are considered in remission. Effect on the inflammatory process is essential since lack of control of inflammation even in the presence of control of symptoms is correlated with poor long term outcome with a higher risk of early relapse and/or poor long-term outcome including raised risk of colectomy and colorectal cancer. Extra-intestinal manifestations of UC include primary sclerosing cholangitis, as well as joint, skin and eye manifestations.

Historically, UC drugs were developed primarily for symptom-based treatment, i.e., induction and maintenance of symptomatic improvement, or at best clinical remission, and prevention of complications, without significantly alter the natural course of the disease. In the recent decades, treatment goals in both UC and CD patients have evolved greatly from focusing on just clinical response to the need to achieve better outcomes associated with healing of mucosal lesions. Mucosal healing (MH) has become a key step to achieve sustained remission in UC (Frøslie 2007; Peyrin-Biroulet 2015), and nowadays the regulatory agencies are requiring that treatments not only show an improvement in the signs and symptoms of the disease, but also an improvement in endoscopic disease activity and, ideally, healing of the bowel mucosa (EMA 2016). The implementation of these recommendations in clinical practice has the potential to change disease course and to restore the patient's quality of life.

Current medications are moderately efficacious, and adverse effects are a problem. Therapeutic recommendations depend on the disease location, disease severity, and disease complications. For example, first-line therapy in mild to moderate UC is the 5-aminosalicylate (5-ASA) agents, i.e. mesalzine, sulfasalazine, olsalazine, and balsalazide. Sulfasalazine (SASP) is the parent 5-ASA agent. For the approximately 50% of UC patients who fail 5-ASA therapy, the next line of treatment is corticosteroids and/or immunomodulators (thiopurines). SASP provides a modest benefit for the treatment of mild to moderately active CD (Lim, 2016).

Biologic drugs, e.g., anti-TNF drugs, are generally indicated for the treatment of patients who fail

the conventional therapies. Drawbacks and shortcomings of such drugs have been discussed herein above.

There is presently no cure for IBD, and the goal of treatment is to reduce symptoms, achieve and maintain remission and avoid complications as far as possible. Thus, medication may be anti-inflammatory, immunomodulating, immunosuppressant, anti-diarrheal etc. to combat the various symptoms of the disease.

Some 4-alkanoylaminobenzamides have been previously described, with or without indication of a particular use.

Thus, US Patent Application No. 2011/0027179 discloses 4-acetamido-N-[2-(diethylamino)ethyl]-2-methoxybenzamide, N-[2-(diethylamino)ethyl]-2-methoxy-4-(propanoylamino)benzamide, N-[2-[di(propan-2-yl)amino]ethyl]-2-ethoxy-4-(propanoylamino)benzamide, N-[2-(diethylamino)ethyl]-2-ethoxy-4-(propanoylamino)benzamide, 4-propionylamino-2-methoxy-N-(2-morpholin-4-yl-ethyl)-benzamide, 4-propionylamino-N-(2-diisopropylamino-ethyl)-2-ethoxy-benzamide, 4-propionylamino-N-(2-dibutylamino-ethyl)-2-ethoxy-benzamide, 4-propionylamino-2-methoxy-N-(2-piperidin-1-yl-ethyl)-benzamide, and 4-propionylamino-2-methoxy-N-(2-pyrrolidin-1-yl-ethyl)-benzamide. US Patent Application No. 2011/0027179, however, is directed to radiohalogenated benzamide derivatives and their use in tumor diagnosis and tumor therapy, which means that the disclosed compounds supposedly are used as synthesis intermediates.

U.S. Patent No. 3,177,252 discloses compounds of a generic formula that includes 4-alkanoylaminobenzamide, for the treatment of emesis, and behaviour disturbances, without however mentioning any particular example of a 4-alkanoylaminobenzamide.

WO 2014/064229 discloses the use the 4-alkanoylaminobenzamides to enhance the protective immunity elicited by an immunogen. Mention is made of 4-acetamido-3-chloro-N-[2-(diethylamino)ethyl]benzamide, 4-acetamido-5-chloro-N-[2-(diethylamino)ethyl]-2-methoxybenzamide, and 4-acetamido-N-[2-(diethylamino)ethyl]benzamide.

WO 2005/025498 indicates that some 4-alkanoylaminobenzamides, when delivered topically, cause cellular (eosinophil) apoptosis and, based on this effect, discloses the use of such compounds for the treatment of acute or chronic respiratory tract inflammation associated with eosinophil infiltration. Mention is made of 4-acetamido-N-[2-(diethylamino)ethyl]benzamide and N-[2-(diethylamino)ethyl]-4-(pentanoylamino)benzamide.

WO 99/63987 discloses 4-acetamido-3-chloro-N-[2-(diethylamino)ethyl]benzamide (N-acetyldeclopramide) and uses thereof for inhibiting or killing tumour or cancer cells and as potentially useful in a method of treating inflammatory disorders.

Acecainide (4-acetamido-N-[2-(diethylamino)ethyl]benzamide; CAS No. 32795-44-1) has been used for the treatment or prevention of cardiac arrhythmias.

The compounds 4-acetylamino-N-(2-morpholin-4-yl-ethyl)benzamide,and N-(2-morpholin-4-ylethyl)-4-(pentanoylamino)benzamide are commercially available, but no particular use has been suggested.

As noted herein above, some patients suffering from inflammatory diseases do not respond to anti-TNF-α treatment, or respond poorly to such treatment, and for such patients other modes of treatment must be provided.

SUMMARY OF THE INVENTION

A primary objective of the present invention is to provide a new method for the treatment of IBD with the final aim of changing the disease course. The present inventors contemplate that a more effective treatment of IBD than today's may necessitate drugs that affect not just one transcription factor (TF), like NFκB, but that simultaneously affect two or more TFs. Combinatorial regulation is a powerful mechanism that enables tight control of gene expression via integration of multiple signaling pathways, inducing different TFs required for promoting the initiation of very specific biological responses, which may involve functional synergy or cooperative interactions between two or more different TFs. Without wishing to be bound to any theory, the present inventors have found that compounds of formula (I) are exceptionally efficacious in reducing symptoms of IBD and contemplate that such superior efficacity may be based on a multiple effect of the compounds in the cell of a mammal, viz. inhibition of NFκB and NFAT, and enhancement of AP-1 activity. Such combined activity may be the reason for the very advantageous effect obtained on e.g. the intestinal mucosa, with astonishingly high mucosal healing, as observed by cessation of rectal bleeding, a reliable symptom score for identifying the level of mucosal inflammation.

Thus, a first aspect is a compound of formula (I)

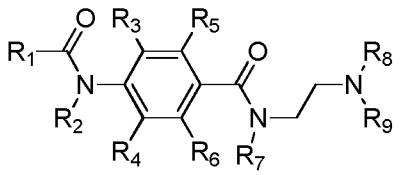

(I)

or a pharmaceutically acceptable salt or solvate thereof; wherein

$R_1$ is selected from C1-C6 alkyl and C3-C6 cycloalkyl;

$R_2$ is selected from H and C1-C3 alkyl;

$R_3$, $R_4$, $R_5$, and $R_6$ are independently selected from hydrogen, C1-C3 alkyl, C1-C3 alkoxy, C1-C3 alkylthio, fluoro, chloro, bromo, phenyl and benzyl, wherein any alkyl is optionally substituted with one or more fluoro;

$R_7$ is selected from hydrogen and C1-C3 alkyl;

$R_8$ and $R_9$ are independently selected from C1-C6 alkyl, or

$R_8$ and $R_9$ together with the nitrogen atom to which they are both attached form a moiety of formula (II)

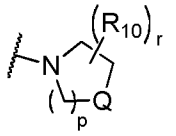
(II)

;

r is 0 or 1;

$R_{10}$ is selected from C1-C3 alkyl and C3-C4 cycloalkyl; said alkyl and cycloalkyl optionally being substituted with hydroxy, halogen, cyano, $COOR_{12}$, or $NHR_{13}$;

Q is selected from $CHR_{11}$, $NR_{11}$ and O;

$R_{11}$ is selected from hydrogen, C1-C3 alkyl and C3-C4 cycloalkyl; said alkyl and cycloalkyl optionally being substituted with a hydroxy, halogen, cyano, $COOR_{12}$, or $NHR_{13}$;

$R_{12}$ and $R_{13}$ are independently selected from hydrogen, C1-C3 alkyl and C3-C4 cycloalkyl;

p is 1, 2, or 3 when Q is $CHR_{11}$; and

p is 2 or 3 when Q is selected from $NR_{11}$ and O;

for use in the treatment of a disease resulting from pathologic inflammation, provided that the disease is not an acute or chronic respiratory tract inflammation associated with eosinophil infiltration.

A further aspect is a compound of formula (I)

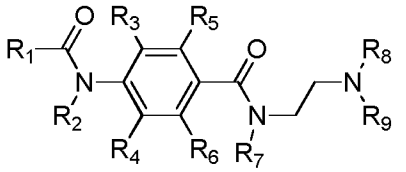
(I)

or a pharmaceutically acceptable salt or solvate thereof; wherein

$R_1$ is selected from C1-C6 alkyl and C3-C6 cycloalkyl;

$R_2$ is selected from H and C1-C3 alkyl;

$R_3$, $R_4$, $R_5$, and $R_6$ are independently selected from hydrogen, C1-C3 alkyl, C1-C3 alkoxy, C1-C3 alkylthio, fluoro, chloro, bromo, phenyl and benzyl, wherein any alkyl is optionally substituted with one or more fluoro;

$R_7$ is selected from hydrogen and C1-C3 alkyl;

$R_8$ and $R_9$ are independently selected from C1-C6 alkyl, or

$R_8$ and $R_9$ together with the nitrogen atom to which they are both attached form a moiety of formula (II)

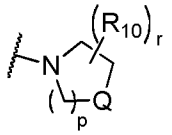

(II)

;

r is 0 or 1;

$R_{10}$ is selected from C1-C3 alkyl and C3-C4 cycloalkyl; said alkyl and cycloalkyl optionally being substituted with hydroxy, halogen, cyano, $COOR_{12}$, or $NHR_{13}$;

Q is selected from $CHR_{11}$, $NR_{11}$ and O;

$R_{11}$ is selected from hydrogen, C1-C3 alkyl and C3-C4 cycloalkyl; said alkyl and cycloalkyl optionally being substituted with a hydroxy, halogen, cyano, $COOR_{12}$, or $NHR_{13}$;

$R_{12}$ and $R_{13}$ are independently selected from hydrogen, C1-C3 alkyl and C3-C4 cycloalkyl;

p is 1, 2, or 3 when Q is $CHR_{11}$; and

p is 2 or 3 when Q is selected from $NR_{11}$ and O;

provided that the compound is not selected from:

N-[2-(diethylamino)ethyl]-4-(propanoylamino)benzamide,

4-acetamido-3-chloro-N-[2-(diethylamino)ethyl]benzamide,

4-acetamido-N-[2-(diethylamino)ethyl]-2-methoxybenzamide,

4-acetamido-5-chloro-N-[2-(diethylamino)ethyl]-2-methoxybenzamide,

N-[2-(diethylamino)ethyl]-2-methoxy-4-(propanoylamino)benzamide,

N-[2-[di(propan-2-yl)amino]ethyl]-2-ethoxy-4-(propanoylamino)benzamide,

N-[2-(diethylamino)ethyl]-2-ethoxy-4-(propanoylamino)benzamide,

4-[acetyl(methyl)amino]-N-[2-(diethylamino)ethyl]benzamide,

4-(butanoylamino)-N-[2-(diethylamino)ethyl]benzamide,

N-[2-(diethylamino)ethyl]-4-(pentanoylamino)benzamide,

N-[2-(diethylamino)ethyl]-2-methoxy-4-(4-methylpentanoylamino)benzamide,

4-acetamido-N-[2-(diethylamino)ethyl]benzamide,

4-propionylamino-2-methoxy-N-(2-morpholin-4-yl-ethyl)-benzamide,

4-acetylamino-N-(2-morpholin-4-yl-ethyl)benzamide,

N-(2-morpholin-4-ylethyl)-4-(pentanoylamino)benzamide,

4-propionylamino-N-(2-diisopropylamino-ethyl)-2-ethoxy-benzamide,

4-propionylamino-N-(2-dibutylamino-ethyl)-2-ethoxy-benzamide,

4-propionylamino-2-methoxy-N-(2-piperidin-1-yl-ethyl)-benzamide, and

4-propionylamino-2-methoxy-N-(2-pyrrolidin-1-yl-ethyl)-benzamide.

A further aspect is a compound of formula (I)

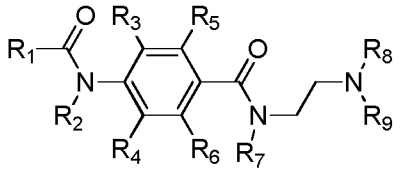

(I)

or a pharmaceutically acceptable salt or solvate thereof; wherein

$R_1$ is selected from C1-C6 alkyl and C3-C6 cycloalkyl;

$R_2$ is selected from H and C1-C3 alkyl;

$R_3$, $R_4$, $R_5$, and $R_6$ are independently selected from hydrogen, C1-C3 alkyl, C1-C3 alkoxy, C1-C3 alkylthio, fluoro, chloro, bromo, phenyl and benzyl, wherein any alkyl is optionally substituted with one or more fluoro;

$R_7$ is selected from hydrogen and C1-C3 alkyl;

$R_8$ and $R_9$ are independently selected from C1-C6 alkyl, or

$R_8$ and $R_9$ together with the nitrogen atom to which they are both attached form a moiety of formula (II)

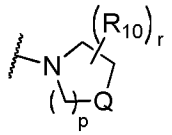

(II)

;

r is 0 or 1;

$R_{10}$ is selected from C1-C3 alkyl and C3-C4 cycloalkyl; said alkyl and cycloalkyl optionally being substituted with hydroxy, halogen, cyano, $COOR_{12}$, or $NHR_{13}$;

Q is selected from $CHR_{11}$, $NR_{11}$ and O;

$R_{11}$ is selected from hydrogen, C1-C3 alkyl and C3-C4 cycloalkyl; said alkyl and cycloalkyl optionally being substituted with a hydroxy, halogen, cyano, $COOR_{12}$, or $NHR_{13}$;

$R_{12}$ and $R_{13}$ are independently selected from hydrogen, C1-C3 alkyl and C3-C4 cycloalkyl;

p is 1, 2, or 3 when Q is $CHR_{11}$; and

p is 2 or 3 when Q is selected from $NR_{11}$ and O;

for use in therapy, provided that the compound is not selected from:

4-acetamido-3-chloro-N-[2-(diethylamino)ethyl]benzamide,

4-acetamido-5-chloro-N-[2-(diethylamino)ethyl]-2-methoxybenzamide,

N-[2-(diethylamino)ethyl]-4-(pentanoylamino)benzamide, and

4-acetamido-N-[2-(diethylamino)ethyl]benzamide.

In some embodiments, a pharmaceutical formulation is provided, comprising a compound of formula (I) as defined herein above, or a pharmaceutically acceptable salt or solvate thereof, and optionally a pharmaceutically acceptable excipient;

provided that the compound is not selected from:

4-acetamido-3-chloro-N-[2-(diethylamino)ethyl]benzamide,

4-acetamido-5-chloro-N-[2-(diethylamino)ethyl]-2-methoxybenzamide,
N-[2-(diethylamino)ethyl]-4-(pentanoylamino)benzamide, and
4-acetamido-N-[2-(diethylamino)ethyl]benzamide.

One advantageous aspect is a compound of formula (I) as defined herein, for use in the treatment of a disease resulting from pathologic inflammation in a mammal for which conventional anti-TNF-α treatment (using TNF-α antagonists) is not useful, e.g. for use in the treatment of a patient for which conventional anti-TNF-α treatment has failed or is contraindicated, provided that the disease is not an acute or chronic respiratory tract inflammation associated with eosinophil infiltration.

In some embodiments, the disease resulting from pathologic inflammation is a disease selected from IBD, psoriasis and RA. In some embodiments, the disease resulting from pathologic inflammation is IBD or RA. In some embodiments, the disease resulting from pathologic inflammation is IBD.

In some embodiments, a compound of formula (I) as defined herein above is provided for use in the treatment of at least one symptom of IBD, e.g. at least one symptom selected from diarrhoea, rectal bleeding, reduced body weight, mucosal ulceration, intestinal crypt destruction and infiltration of leukocytes into intestinal mucosa.

In some embodiments, a compound of formula (I) is provided for use in the treatment of mucosal ulceration, e.g. in connection with IBD.

In some embodiments, a compound of formula (I) is provided for use in the treatment of refractory lesions of the intestinal mucosa, e.g. in IBD.

One further aspect is a pharmaceutical composition comprising a combination of a compound of formula (I) as defined herein, and a further therapeutically active ingredient, and optionally a pharmaceutically acceptable excipient. Such composition is useful in particular for the treatment of disease resulting from pathologic inflammation, e.g. IBD or RA.

One further aspect is a kit-of-parts comprising a combination of a compound of formula (I) as defined herein above, and (ii) a further therapeutically active ingredient, wherein each one of components (i) and (ii) is optionally formulated in admixture with a pharmaceutically acceptable excipient. Such kit-of-parts is useful in particular for the treatment of pathologic inflammation, e.g. IBD or RA.

Still a further aspect is the use of a compound of formula (I) as defined herein above, or a salt or solvate thereof, in the manufacturing of a medicament for the treatment of a disease resulting from pathologic inflammation, in a mammal for which anti-TNF-α treatment is not useful, provided that the disease is not an acute or chronic respiratory tract inflammation associated with eosinophil infiltration.

A further aspect is a method for the treatment of a disease resulting from pathologic inflammation, in a mammal for which anti-TNF-α treatment is not useful, provided that the disease is not an acute or chronic respiratory tract inflammation associated with eosinophil infiltration, comprising administering a therapeutically effective amount of a compound of formula (I), to the mammal.

Other features and advantages of the invention will be understood by references to the detailed description and examples that follow.

## DETAILED DESCRIPTION OF THE INVENTION

*Definitions*

As used herein, and unless stated otherwise and unless otherwise apparent from the context, each of the following terms shall have the definition set forth below.

The term “Cn alkyl” refers to a linear or branched chain saturated hydrocarbyl radical containing n carbon atoms in the chain, i.e. a moiety of formula $C_nH_{2n+1}$.

The term “Cn-Cm alkyl” refers to a linear or branched chain alkyl radical containing a number of carbon atoms in the chain ranging from n to m, wherein n and m are both integers and m is higher than n.

The term “Cn cycloalkyl” refers to a cyclic hydrocarbyl radical of formula $C_nH_{2n-1}$.

The term “Cn-Cm cycloalkyl” refers to a cyclic hydrocarbyl radical containing a number of carbon atoms in the cycle ranging from n to m, wherein n and m are both integers and m is higher than n.

The term “Cn-Cm alkoxy” refers to a moiety of formula



wherein R is Cn-Cm alkyl. For example, methoxy is C1 alkoxy.

The term “Cn-Cm alkylthio” refers to a moiety of formula



wherein R is Cn-Cm alkyl. For example, methylthio is C1 alkylthio.

The term “halogen” refers to F, Cl, Br or I; preferably F, Cl or Br.

The term “hydroxy” refers to the moiety



The term “phenyl” refers to a radical of formula

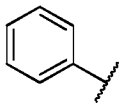

The term “benzyl” refers to a radical of formula

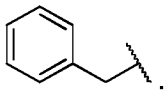

As used herein, ”AABZ” means a compound of formula (I) as described herein, unless otherwise indicated or apparent from the context. Furthermore, unless otherwise indicated or apparent from the context, the term also includes a pharmaceutically acceptable salt or solvate (including hydrate) thereof.

As used herein, “about” in the context of a numerical value or range means ±20% of the numerical value or range recited or claimed.

As used herein the expression “acute or chronic respiratory tract inflammation associated with eosinophil infiltration” refers to a disease such as disclosed in WO 2005/025498, e.g. a pulmonary inflammation.

As used herein, “administration”, “administering” etc. means the giving of, dispensing of, or application of medicines, drugs, or remedies to a subject (e.g. a mammal subject, preferably a human) to relieve or cure a pathological condition. Oral administration is one way of administering the instant compounds to the subject.

As used herein, an “amount” or “dose” of a compound (e.g. AABZ) as measured in milligrams refers to the milligrams of the compound present in a preparation, regardless of the form of the preparation. A “dose of 5.0 mg of a compound” means the amount of compound in a preparation is 5.0 mg, regardless of the form of the preparation. Thus, when in the form of a salt, e.g. a

hydrochloride, the weight of the salt form necessary to provide a dose of 5.0 mg of the free base compound would be greater than 5.0 mg due to the presence of the additional acid.

As used herein, “anti-TNF-α treatment” refers to treatment aiming to reduce TNF-α activity and/or TNF-α production, normally for a therapeutic purpose, such as for the treatment of an inflammatory disorder.

As used herein, “AP-1” means activator protein-1.

As used herein, “combination” means an assemblage of compounds for use in therapy either by simultaneous or separate (e.g. sequential or concomitant) administration. Simultaneous administration refers to administration of an admixture (whether a true mixture, a suspension, an emulsion or other physical combination) of two active ingredients (e.g. the AABZ and a further, therapeutically active agent). In this case, the combination may be an admixture of the AABZ and the further agent; or the AABZ and the further agent may be provided in separate containers and combined just prior to administration. Separate administration may be sequential (i.e. consecutive) or concomitant (i.e. happening at the same time).

Separate administration refers to the concomitant or sequential administration of the AABZ and the further therapeutically active agent as separate formulations, but at the same time or at times sufficiently close together for an activity to be observed that is at least additive, relative to the activity of either one of the AABZ and the further, therapeutically active agent alone.

As used herein, “CD” means Crohn's disease.

As used herein, “Cpd A” means 4-acetamido-3-chloro-N-[2-(diethylamino)ethyl]benzamide (N-acetyldeclopramide) hydrochloride.

As used herein, “a disease resulting from pathologic inflammation” refers to diseases such as inflammatory bowel disease, rheumatic diseases, autoimmune diseases, and further, such diseases where inflammation plays a major role such as Alzheimer´s disease, atherosclerosis and stroke. More particularly, as used herein, “a disease resulting from pathologic inflammation” refers to diseases and disorders selected from the group consisting of ulcerative colitis, Crohn's disease, rheumatoid arthritis, psoriatic arthritis, systemic lupus erythematosus, ankylosing spondylitis, psoriasis, multiple sclerosis, and type I diabetes, and in a particular to diseases selected from the group consisting of ulcerative colitis, Crohn's disease, and rheumatoid arthritis.

As used herein, “DSS” means Dextran Sulfate Sodium.

As used herein, “effective” when referring to an amount of a therapeutically active agent, e.g. AABZ, refers to the amount that is sufficient to yield a desired therapeutic response without undue adverse side effects (such as toxicity, irritation, or allergic response), commensurate with a reasonable benefit/risk ratio when used in the manner of this invention.

As used herein, “excipient” refers to a substance formulated alongside the active ingredient of a medication included for such purposes as long-term stabilization, to provide bulk to a solid formulation, to act as a carrier and/or diluent, to confer a therapeutic enhancement on the active ingredient in the final dosage form, e.g. by facilitating absorption, reducing viscosity, or enhancing solubility. An excipient can also be useful in the manufacturing process, e.g. by facilitating powder flowability or providing non-stick properties. Examples of excipients are antiadherents, binders, coatings, colours, disintegrants, flavours, glidants, lubricants, preservatives, sorbents, sweeteners, and vehicles (carriers).

As used herein “IκB” means inhibitor of kappa B.

As used herein "inflammatory bowel disease" or "IBD" refers to diseases of the bowel associated with inflammation and/or ulceration and includes e.g. Crohn's disease and ulcerative colitis.

As used herein, “inhibition” of disease progression or disease complication in a subject means preventing or reducing the disease progression and/or disease complication in the subject.

As used herein, “MH” means mucosal healing.

As used herein, “mucosal healing” refers to the reduction of mucosal ulceration, e.g. of the intestinal mucosa. The healing may be complete or partial, and may be permanent or not, e.g. persisting over a time period of several weeks, months or years. The mucosal healing may be observed by lessening of symptoms such as diarrhoea, rectal bleeding and pain. Mucosal healing may also be ascertained by endoscopic examination (colonoscopy).

As used herein, “NFAT” means nuclear factor of activated T cell.

As used herein, “NFκB” means nuclear factor kappa B.

As used herein, “patient” or “subject” refers to a mammal patient or subject, selected from animals

and humans.

As used herein, “pharmaceutically acceptable” refers to that which is suitable for use with humans and/or animals, generally safe and non-toxic at normal use, i.e. without undue adverse side effects (such as toxicity, irritation, and allergic response) commensurate with a reasonable benefit/risk ratio.

As used herein, “SASP” means sulfasalazine.

As used herein, a “salt thereof” is a salt of the instant compounds which have been modified by making acid or base salts of the compounds. The term “pharmaceutically acceptable salt” in this respect, refers to the relatively non-toxic, inorganic and organic acid or base addition salts of compounds of the present invention. For example, one means of preparing such a salt is by treating a compound of the present invention with an inorganic acid.

As used herein, a "solvate" means a physical association of a compound (e.g. a compound of formula (I)) with one or more solvent molecules, e.g. by hydrogen bonding. "Solvate" encompasses both solution-phase and isolable solvates. Exemplary solvates include, but are not limited to, hydrates, ethanolates, methanolates, and isopropanolates. Methods of solvation are generally known to the person of ordinary skill in the art.

As used herein, a “subject afflicted with a disease resulting from pathologic inflammation” means a subject who was been clinically diagnosed to have such a disease.

As used herein, a “symptom” associated with a disease resulting from pathologic inflammation includes any clinical or laboratory manifestation associated with the disease and is not limited to what the subject can feel or observe.

As used herein, “TF” means transcription factor, a protein that controls the rate of transcription of genetic information from DNA to messenger RNA.

As used herein, “TNF” means tumour necrosis factor.

As used herein, “TNF-α” means tumour necrosis factor alpha.

As used herein, “treating” encompasses, e.g., inducing inhibition, regression, or stasis of a disease or disorder, e.g., IBD, or alleviating, lessening, suppressing, inhibiting, reducing the severity of,

eliminating or substantially eliminating, or ameliorating a symptom of the disease or disorder.

As used herein, “UC” means ulcerative colitis.

*The compound of formula (I)*

In a compound of formula (I) as defined herein, $R_1$ is selected from C1-C6 alkyl and C3-C6 cycloalkyl. In some embodiments, $R_1$ is selected from C1-C5 alkyl and C3-C5 cycloalkyl, e.g. from C1-C4 alkyl and C3-C4 cycloalkyl, or from C1-C3 alkyl and C3 cycloalkyl. In some embodiments, $R_1$ is selected from C1-C6 alkyl, e.g. from C1-C5 alkyl or from C1-C4 alkyl or from C1-C3 alkyl, or from C1-C2 alkyl. In some embodiments, $R_1$ is selected from methyl, ethyl, n-propyl, iso-propyl, cyclopropyl, n-butyl, sec-butyl, iso-butyl, tert-butyl, cyclobutyl, n-pentyl, sec-pentyl, iso-pentyl, tert-pentyl, neo-pentyl, and cyclopentyl; e.g. from methyl, ethyl, n-propyl, iso-propyl, cyclopropyl, n-butyl, sec-butyl, iso-butyl, tert-butyl, n-pentyl, sec-pentyl, iso-pentyl, tert-pentyl, and neo-pentyl. In some embodiments, $R_1$ is selected from methyl, ethyl, n-propyl, iso-propyl, cyclopropyl, n-butyl, sec-butyl, iso-butyl, tert-butyl, and cyclobutyl, e.g. from methyl, ethyl, n-propyl, iso-propyl, cyclopropyl, n-butyl, sec-butyl, iso-butyl, and tert-butyl. In some embodiments, $R_1$ is selected from methyl, ethyl, n-propyl, iso-propyl, and cyclopropyl, e.g. from methyl, ethyl, n-propyl, and iso-propyl. In some embodiments, $R_1$ is selected from methyl, ethyl, n-propyl, iso-propyl, n-butyl, sec-butyl, iso-butyl, tert-butyl, n-pentyl, sec-pentyl, iso-pentyl, tert-pentyl, and neo-pentyl; e.g. from methyl, ethyl, n-propyl, iso-propyl, n-butyl, sec-butyl, iso-butyl, and tert-butyl; or from methyl, ethyl, n-propyl, and iso-propyl; e.g. from methyl, ethyl, and iso-propyl. In some embodiments, $R_1$ is methyl or ethyl. In some embodiments, $R_1$ is methyl. In some embodiments, $R_1$ is ethyl. In some embodiments, $R_1$ is iso-propyl.

The moiety $R_2$ is selected from hydrogen and C1-C3 alkyl. In some embodiments, $R_2$ is selected from hydrogen, methyl, ethyl, n-propyl and iso-propyl; e.g. from hydrogen, methyl and ethyl, or from hydrogen and methyl. In some embodiments, $R_2$ is hydrogen.

The moieties $R_3$, $R_4$, $R_5$, and $R_6$ are independently selected from hydrogen, C1-C3 alkyl, C1-C3 alkoxy, C1-C3 alkylthio, fluoro, chloro, bromo, phenyl and benzyl, wherein any alkyl is optionally substituted with one or more fluoro. In some embodiments, $R_3$, $R_4$, $R_5$, and $R_6$ are independently selected from hydrogen, C1-C3 alkyl, C1-C3 alkoxy, C1-C3 alkylthio, and fluoro, chloro, bromo, wherein any alkyl is optionally substituted with one or more fluoro. In some embodiments, $R_3$, $R_4$, $R_5$, and $R_6$ are independently selected from hydrogen, C1-C3 alkyl, C1-C3 alkoxy, and fluoro, chloro, bromo, wherein any alkyl is optionally substituted with one or more fluoro. In still other embodiments, $R_3$, $R_4$, $R_5$, and $R_6$ are independently selected from hydrogen, C1-C3 alkyl and fluoro, chloro, bromo, wherein any alkyl is optionally substituted with one or more fluoro. In still

other embodiments, $R_3$, $R_4$, $R_5$, and $R_6$ are independently selected from hydrogen, C1-C3 alkoxy and fluoro, chloro, bromo, wherein any alkyl is optionally substituted with one or more fluoro. In still other embodiments, $R_3$, $R_4$, $R_5$, and $R_6$ are independently selected from hydrogen, C1-C3 alkoxy, C1-C3 alkylthio, and fluoro, chloro, bromo, wherein any alkyl is optionally substituted with one or more fluoro. In still further embodiments, $R_3$, $R_4$, $R_5$, and $R_6$ are independently selected from hydrogen and fluoro, chloro, bromo.

When any one of $R_3$, $R_4$, $R_5$, and $R_6$ is selected from C1-C3 alkyl, it e.g. may be selected from methyl and ethyl; in particular it may be methyl.

When any one of $R_3$, $R_4$, $R_5$, and $R_6$ is selected from C1-C3 alkoxy, it e.g. may be selected from methoxy and ethoxy; in particular it may be methoxy. In some embodiments, $R_5$ and $R_6$ are not C1-C3 alkoxy.

When any one of $R_3$, $R_4$, $R_5$, and $R_6$ is selected from C1-C3 alkylthio, it e.g. may be selected from methylthio and ethylthio; in particular it may be methylthio.

When any one of $R_3$, $R_4$, $R_5$, and $R_6$ is a halogen selected from fluoro, chloro and bromo, said halogen is selected from chloro and bromo, in particular it is chloro. In some further embodiments, when any one of $R_3$, $R_4$, $R_5$, and $R_6$ is a halogen selected from fluoro, chloro and bromo, said halogen more is selected from fluoro and chloro.

In some embodiments, $R_3$, $R_4$, $R_5$, and $R_6$ are independently selected from hydrogen, methyl, ethyl, methoxy, ethoxy, methylthio, fluoro, chloro, bromo, trifluoromethyl, phenyl and benzyl, e.g. from hydrogen, methyl, ethyl, methoxy, ethoxy, methylthio, fluoro, chloro, bromo, and trifluoromethyl; or from hydrogen, methyl, ethyl, methoxy, ethoxy, fluoro, chloro, bromo, and trifluoromethyl; e.g. from hydrogen, methyl, methoxy, fluoro, chloro, bromo, and trifluoromethyl; or from hydrogen, methyl, methoxy, chloro, and trifluoromethyl, or from hydrogen, methyl, methoxy and chloro; or from hydrogen, methoxy and chloro; or from hydrogen, methyl and chloro; e.g. from hydrogen and chloro.

In some of the above embodiments, at least one, more preferably at least two of $R_3$, $R_4$, $R_5$, and $R_6$ are hydrogen. In some of the above embodiments, two of $R_3$, $R_4$, $R_5$, and $R_6$ are hydrogen. In some of the above embodiments, three of $R_3$, $R_4$, $R_5$, and $R_6$ are hydrogen. In some of the above embodiments, each one of $R_3$, $R_4$, $R_5$, and $R_6$ is hydrogen. In some of the above embodiments, at least one of $R_3$, $R_4$, $R_5$, and $R_6$ is different from hydrogen. In some of the above embodiments, one of $R_3$, $R_4$, $R_5$, and $R_6$ is different from hydrogen and the three others are hydrogen; e.g. one of $R_3$,

$R_4$, $R_5$, and $R_6$ (e.g. $R_3$) is halogen, such as chloro; and the three others are hydrogen. In some of the above embodiments, $R_3$ is different from hydrogen, and each one of $R_4$, $R_5$, and $R_6$ is hydrogen. In some embodiments, $R_5$ is different from hydrogen, and each one of $R_3$, $R_4$, and $R_6$ is hydrogen. In some embodiments, one of $R_3$, $R_4$, $R_5$, and $R_6$ (e.g. $R_3$) is fluoro, chloro, or bromo, in particular chloro; and the three others are hydrogen. In some embodiments, $R_3$ is hydrogen or halogen, e.g. hydrogen or chloro; and $R_4$, $R_5$, and $R_6$ are hydrogen. In some embodiments, $R_4$, and $R_6$ are hydrogen; e.g. $R_4$ and $R_6$ are hydrogen and at least one of $R_3$ and $R_5$ is different from hydrogen, e.g. both $R_3$ and $R_5$ are different from hydrogen. In some embodiments, $R_4$ and $R_5$ are hydrogen; e.g. $R_4$ and $R_5$ are hydrogen and at least one of $R_3$ and $R_6$ is different from hydrogen, e.g. both $R_3$ and $R_6$ are different from hydrogen. In some embodiments, $R_3$ and $R_4$ are hydrogen; e.g. $R_3$ and $R_4$ are hydrogen and at least one of $R_5$ and $R_6$ is different from hydrogen, e.g. both $R_5$ and $R_6$ are different from hydrogen. In some of the above embodiments, $R_5$ and $R_6$ are not methoxy or ethoxy.

The moiety $R_7$ is selected from hydrogen and C1-C3 alkyl. In some embodiments, $R_7$ is selected from hydrogen, methyl, ethyl, propyl and iso-propyl; e.g. from hydrogen, methyl, ethyl, and propyl. In some embodiments, $R_7$ is selected from hydrogen, methyl, and ethyl. In some embodiments, $R_7$ is selected from hydrogen and methyl. In some embodiments, $R_7$ is hydrogen.

The moieties $R_8$ and $R_9$ are independently selected from C1-C6 alkyl, or $R_8$ and $R_9$ together with the nitrogen atom to which they are both attach form a moiety of formula (II) as defined herein. In some embodiments, $R_8$ and $R_9$ are independently selected from C1-C6 alkyl. When $R_8$ and $R_9$ are selected from C1-C6 alkyl, $R_8$ and $R_9$ for example may be selected from C1-C5 alkyl; or from C1-C4 alkyl; or from C1-C3 alkyl; e.g. from methyl and ethyl. In some embodiments, when $R_8$ and $R_9$ are selected from C1-C6 alkyl, both $R_8$ and $R_9$ are ethyl.

In some embodiments, $R_8$ and $R_9$ together with the nitrogen atom to which they are both attached form a moiety of formula (II) as defined herein, in which case the compound of formula (I) may be represented by formula (Ia)

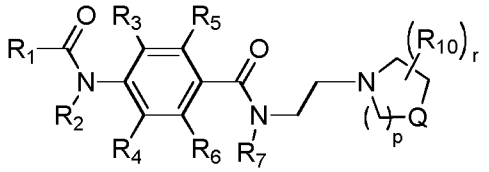

(Ia)

wherein $R_1$-$R_7$, $R_{10}$, Q, p and r are as defined herein.

In a moiety of formula (II), r is 0 or 1. In some embodiments, r is 0. In some embodiments, r is 1.

The moiety $R_{10}$ is selected from C1-C3 alkyl and C3-C4 cycloalkyl; said alkyl and cycloalkyl optionally being substituted with hydroxy, halogen, cyano, $COOR_{12}$, or $NHR_{13}$. In some embodiments, $R_{10}$ is selected from methyl, ethyl and cyclopropyl, said methyl, ethyl and cyclopropyl optionally being substituted with hydroxy, halogen, cyano, $COOR_{12}$, or $NHR_{13}$. In some embodiments, $R_{10}$ is selected from C1-C3 alkyl and C3-C4 cycloalkyl optionally substituted with hydroxy, halogen, and cyano; e.g. with halogen, such as fluoro. In some embodiments, $R_{10}$ is selected from C1-C3 alkyl and C3-C4 cycloalkyl, e.g. methyl, ethyl, and cyclopropyl, in particular methyl.

The moiety Q is selected from $CHR_{11}$, $NR_{11}$ and O. In some embodiments, Q is selected from $CHR_{11}$ and $NR_{11}$. In some embodiments, Q is selected from $CHR_{11}$ and O. In some embodiments, Q is $CHR_{11}$. In some other embodiments, Q is selected from $NR_{11}$ and O.

The moiety $R_{11}$ is selected from hydrogen, C1-C3 alkyl and C3-C4 cycloalkyl; said alkyl and cycloalkyl optionally being substituted with a hydroxy, halogen, cyano, $COOR_{12}$, or $NHR_{13}$. In some embodiments, $R_{11}$ is selected from hydrogen, methyl, ethyl and cyclopropyl, said methyl, ethyl and cyclopropyl optionally being substituted with hydroxy, halogen, cyano, $COOR_{12}$, or $NHR_{13}$. In some embodiments, $R_{11}$ is selected from hydrogen, C1-C3 alkyl and C3-C4 cycloalkyl, said alkyl and cycloalkyl optionally being substituted with hydroxy, halogen, or cyano; e.g. halogen, such as fluoro. In some embodiments, $R_{11}$ is selected hydrogen, C1-C3 alkyl and C3-C4 cycloalkyl, e.g. hydrogen, methyl, ethyl, and cyclopropyl, or hydrogen, methyl and ethyl; in particular hydrogen and methyl. In some embodiments, $R_{11}$ is hydrogen. In some other embodiments, $R_{11}$ is as defined herein above, but is different from hydrogen.

When $R_{11}$ is C1-C3 alkyl or C3-C4 cycloalkyl substituted with hydroxy, halogen, cyano, $COOR_{12}$, or $NHR_{13}$, the number of such substituents may be one or more, e.g. 1-3, or 1-2, or 1.

The moiety $R_{12}$ is selected from hydrogen, C1-C3 alkyl and C3-C4 cycloalkyl. In some embodiments, $R_{12}$ is selected from hydrogen, methyl, ethyl, n-propyl, iso-propyl and cyclopropyl, e.g. from hydrogen, methyl, ethyl, n-propyl, and iso-propyl; or from hydrogen, methyl and ethyl, e.g. from hydrogen and methyl. In some embodiments, $R_{12}$ is selected from hydrogen, C1-C3 alkyl and C3-C4 cycloalkyl. In some embodiments, $R_{12}$ is selected from C1-C3 alkyl and C3-C4 cycloalkyl, e.g. from methyl, ethyl, n-propyl, iso-propyl and cyclopropyl; from methyl, ethyl, n-propyl, and iso-propyl; or from methyl and ethyl, e.g. $R_{12}$ is methyl. In some other embodiments, $R_{12}$ is hydrogen.

The moiety $R_{13}$ is selected from hydrogen, C1-C3 alkyl and C3-C4 cycloalkyl. In some embodiments, $R_{13}$ is selected from hydrogen, methyl, ethyl, n-propyl, iso-propyl and cyclopropyl,

e.g. from hydrogen, methyl, ethyl, n-propyl, and iso-propyl; or from hydrogen, methyl and ethyl, e.g. from hydrogen and methyl. In some embodiments, $R_{13}$ is selected from hydrogen, C1-C3 alkyl and C3-C4 cycloalkyl. In some embodiments, $R_{13}$ is selected from C1-C3 alkyl and C3-C4 cycloalkyl, e.g. from methyl, ethyl, n-propyl, iso-propyl and cyclopropyl; from methyl, ethyl, n-propyl, and iso-propyl; or from methyl and ethyl, e.g. $R_{13}$ is methyl. In some other embodiments, $R_{13}$ is hydrogen.

In the moiety of formula (II), p is 1, 2, or 3 when Q is $CHR_{11}$; and p is 2 or 3 when Q is selected from $NR_{11}$ and O. In some embodiments, p is 2 or 3. In some embodiments, p is 2. In some embodiments, Q is $CHR_{11}$ and p is 1 or 2. In some embodiments, Q is $CHR_{11}$, and p is 2. In some other embodiments, Q is $CHR_{11}$, and p is 1.

In some embodiments, $R_1$ is C1-C6 alkyl; $R_2$ is hydrogen; $R_7$ is hydrogen; $R_8$ and $R_9$ are independently selected from C1-C6 alkyl, or $R_8$ and $R_9$ together with the nitrogen atom to which they are both attached form a moiety of formula (II) as defined herein; $R_{10}$ is C1-C3 alkyl; Q is $CHR_{11}$; and $R_{11}$ is selected from hydrogen and C1-C3 alkyl. In some embodiments, $R_1$ a C1-C6 alkyl; $R_2$ is hydrogen; $R_7$ is hydrogen; and $R_8$ and $R_9$ are independently selected from C1-C6 alkyl. In some of these embodiments, $R_1$, $R_8$ and $R_9$ are independently selected from C1-C3 alkyl.

In some further embodiments, $R_1$ is C1-C3 alkyl; $R_2$, $R_4$, $R_5$ and $R_7$ are hydrogen; and $R_8$ and $R_9$ are independently selected from C1-C3 alkyl. In some of these embodiments, $R_1$ is selected from methyl, ethyl and iso-propyl; and $R_8$ and $R_9$ are the same or different and selected from methyl, ethyl and n-propyl. In some further embodiments, $R_1$ is selected from methyl, ethyl and iso-propyl; $R_2$, $R_4$, $R_5$, $R_6$, and $R_7$ are hydrogen; and $R_8$ and $R_9$ are the same or different and selected from methyl, ethyl and n-propyl.

In some embodiments, $R_2$ is selected from hydrogen and methyl; $R_3$, $R_4$, $R_5$, and $R_6$ are independently selected from hydrogen and chloro; $R_7$ is hydrogen; and $R_8$ and $R_9$ are the same or different and selected from methyl, ethyl and n-propyl.

In some embodiments, $R_1$ is selected from methyl, ethyl and iso-propyl; $R_2$ is hydrogen or methyl; $R_3$ is chloro or hydrogen; $R_4$, $R_5$, $R_6$, and $R_7$ are hydrogen; and $R_8$ and $R_9$ are the same or different and are selected from methyl, ethyl and n-propyl. In some embodiments, $R_1$ is selected from methyl, ethyl and iso-propyl; $R_2$ is hydrogen or methyl; $R_3$ is chloro or hydrogen; $R_4$, $R_5$, $R_6$, and $R_7$ are hydrogen; and $R_8$ and $R_9$ are ethyl. In some embodiments, $R_1$ is selected from methyl, ethyl and iso-propyl; $R_2$ is hydrogen; $R_3$ is chloro or hydrogen; $R_4$, $R_5$, $R_6$, and $R_7$ are hydrogen; and $R_8$ and $R_9$ are the same or different and are selected from methyl, ethyl and n-propyl. In some embodiments, $R_1$ is selected from methyl, ethyl and iso-propyl; $R_2$ is hydrogen; $R_3$ is chloro; $R_4$, $R_5$,

$R_6$, and $R_7$ are hydrogen; and $R_8$ and $R_9$ are the same or different and are selected from methyl, ethyl and n-propyl.

In some embodiments, the compound of formula (I) for use as defined herein, is selected from:
4-acetamido-3-chloro-N-[2-(diethylamino)ethyl]benzamide,
4-propanoylamino-3-chloro-N-[2-(diethylamino)ethyl]benzamide,
4-isobutyrylamino-3-chloro-N-[2-(diethylamino)ethyl]benzamide,
4-acetamido-N-[2-(diethylamino)ethyl]benzamide,
4-propanoylamino-N-[2-(diethylamino)ethyl]benzamide, and
4-isobutyrylamino-N-[2-(diethylamino)ethyl]benzamide.

In some embodiments, the compound of formula (I) for use as defined herein, is selected from:
4-acetamido-3-chloro-N-[2-(diethylamino)ethyl]benzamide,
4-propanoylamino-3-chloro-N-[2-(diethylamino)ethyl]benzamide,
4-isobutyrylamino-3-chloro-N-[2-(diethylamino)ethyl]benzamide, and
4-acetamido-N-[2-(diethylamino)ethyl]benzamide.

In some embodiments, the compound of formula (I), for use as defined herein, is selected from:
4-acetamido-3-chloro-N-[2-(diethylamino)ethyl]benzamide,
4-propanoylamino-3-chloro-N-[2-(diethylamino)ethyl]benzamide, and
4-isobutyrylamino-3-chloro-N-[2-(diethylamino)ethyl]benzamide.

In some embodiments, the compound of formula (I), for use as defined herein is 4-acetamido-3-chloro-N-[2-(diethylamino)ethyl]benzamide.

In some further embodiments, a compound of formula (I) for use in therapy is selected from:
N-[2-(diethylamino)ethyl]-4-(propanoylamino)benzamide,
4-propanoylamino-3-chloro-N-[2-(diethylamino)ethyl]benzamide, and
4-isobutyrylamino-3-chloro-N-[2-(diethylamino)ethyl]benzamide.

In some embodiments, a compound of formula (I) as disclosed herein is selected from:
4-propanoylamino-3-chloro-N-[2-(diethylamino)ethyl]benzamide, and
4-isobutyrylamino-3-chloro-N-[2-(diethylamino)ethyl]benzamide.

In some embodiments, the compound of formula (I) is 4-propanoylamino-3-chloro-N-[2-(diethylamino)ethyl]benzamide. In some embodiments, the compound of formula (I) is 4-isobutyrylamino-3-chloro-N-[2-(diethylamino)ethyl]benzamide. In some embodiments, the AABZ is

a hydrochloride of a compound of formula (I), e.g. 4-acetamido-3-chloro-N-[2-(diethylamino)ethyl]benzamide hydrochloride.

Structural formulas of some compounds mentioned herein are shown in Table 1.

**Table 1**

| | |
|---|---|
| 4-acetamido-3-chloro-N-[2-(diethylamino)ethyl]benzamide | 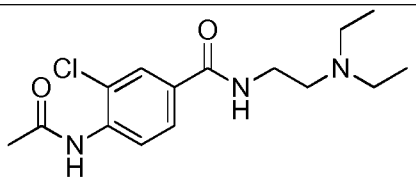 |
| 4-propanoylamino-3-chloro-N-[2-(diethylamino)ethyl]benzamide | 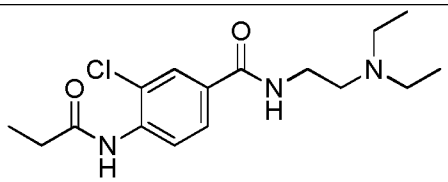 |
| 4-isobutyrylamino-3-chloro-N-[2-(diethylamino)ethyl]benzamide | 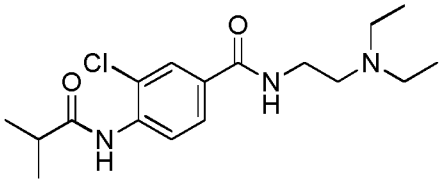 |
| 4-acetamido-N-[2-(diethylamino)ethyl]benzamide | 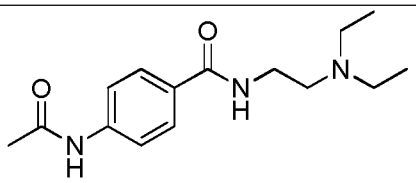 |
| 4-propanoylamino-N-[2-(diethylamino)ethyl]benzamide | 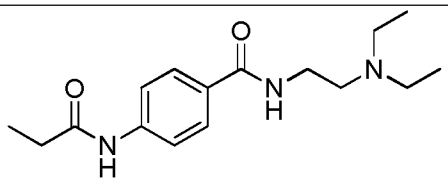 |
| 4-isobutyrylamino-N-[2-(diethylamino)ethyl]benzamide | 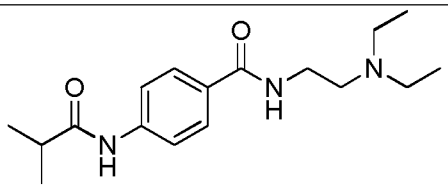 |

*The pharmaceutically acceptable salts*

The AABZ may be provided as a pharmaceutically acceptable salt of a compound of formula (I), e.g. an acid addition salt. In the preparation of acid or base addition salts, preferably such acids or bases are used which form suitably therapeutically acceptable salts. Examples of such acids are hydrohalogen acids, sulfuric acid, phosphoric acid, nitric acid, aliphatic, alicyclic, aromatic or heterocyclic carboxylic or sulfonic acids, such as formic acid, acetic acid, propionic acid, succinic

acid, glycolic acid, lactic acid, malic acid, tartaric acid, citric acid, ascorbic acid, maleic acid, hydroxymaleic acid, pyruvic acid, p-hydroxybenzoic acid, embonic acid, methanesulfonic acid, ethanesulfonic acid, hydroxyethanesulfonic acid, halogenbenzenesulfonic acid, toluenesulfonic acid or naphthalenesulfonic acid. Base addition salts include those derived from inorganic bases, such as ammonium or alkali or alkaline earth metal hydroxides, carbonates, bicarbonates, and the like, and organic bases such as alkoxides, alkyl amides, alkyl and aryl amines, and the like. Examples of bases useful in preparing salts of the present invention include sodium hydroxide, potassium hydroxide, ammonium hydroxide, potassium carbonate, and the like. In some embodiments the compound of formula (I) is provided as a hydrochloride.

Relevant teachings relating to salt formulations as used herein and processes for preparing the same are described, e.g., in U.S. Pat. No. 3,177,252, and such teachings are hereby incorporated by reference into this application.

*The pharmaceutically acceptable solvate*

Any pharmaceutically acceptable solvate is contemplated as possible according to the present invention. Exemplary solvates include, but are not limited to, hydrates, ethanolates, methanolates, and isopropanolates. In some embodiments, the solvate is a hydrate.

*Methods of preparing the compound of formula (I)*

The compounds of formula (I) may be prepared by the person of ordinary skill in the art, e.g. by following the general procedures of US Pat. Appl. No. 2011/0027179, and WO 2005/025498.

For example, a compound of formula (I) may be prepared by a method comprising two consecutive nucleophilic substitution reactions as represented by the following reaction scheme:

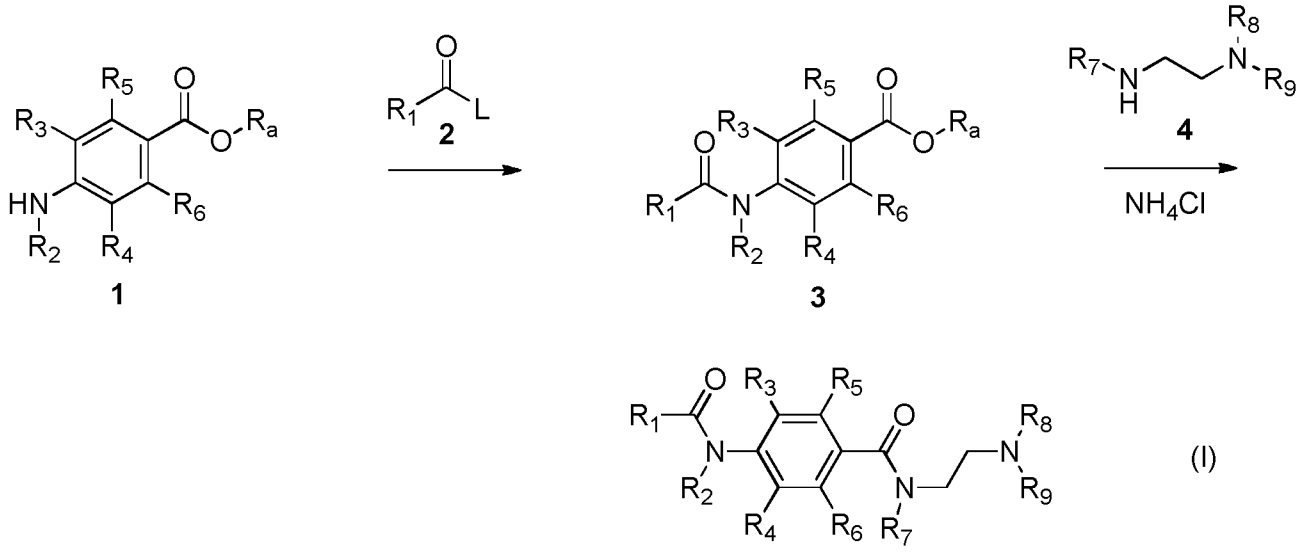


(I)

In the above reaction scheme, compound **1**, where $R_a$ is e.g. C1-C3 alkyl, is reacted with compound **2**, where L is a suitable leaving group, e.g. Cl, to obtain compound **3**. Compound **3** is subsequently reacted with the secondary amine **4** in the presence of ammonium chloride as a catalyst for the reaction, to obtain the compound of formula (I) as defined herein. The compound of formula (I) may optionally be transformed to a suitable pharmaceutically acceptable salt or solvate, e.g. a hydrohalide salt.

*The use of the compound of formula (I)*

The compound of formula (I) or the pharmaceutically acceptable salt or solvate thereof (collectively referred to herein below as AABZ) is useful for the treatment of a disease resulting from pathologic inflammation, provided that the disease is not an acute or chronic respiratory tract inflammation associated with eosinophil infiltration.

In some embodiments, the disease resulting from pathologic inflammation is as defined herein, but is not a respiratory tract inflammation.

In some embodiments, the disease resulting from pathologic inflammation is selected from IBD, psoriasis, and RA.

In some embodiments, the disease is an inflammatory disease, e.g. IBD. In some embodiments, the disease is RA. In some embodiments the IBD is UC. In some embodiments, the IBD is CD. In some embodiments, the disease is IBD or RA. In some embodiments, the disease is UC, CD or RA. In some embodiments, the disease is UC or CD.

Very advantageously, the AABZ may be used in the treatment of diseases resulting from pathologic inflammation in a patient for which anti-TNF-α treatment is not considered useful, e.g. because the patient does not provide an adequate response to such treatment or because such treatment for some other reason is contraindicated. In some embodiments, thus, the AABZ is provided for use in the treatment of a patient for which anti-TNF-α treatment has failed or is contraindicated. For example, the patient may be one suffering from an IBD, and for which anti-TNF-α treatment (i.e. treatment using TNF-α antagonists) does not provide adequate relief from symptoms of the IBD, or which for some other reason may not be treated by such approach.

Symptoms vary depending on the severity of inflammation and may range from mild to severe. Signs and symptoms that are common to both CD and UC include diarrhoea, fever and fatigue, abdominal pain and cramping, blood in the stool and reduced appetite. Symptoms of symptoms of

RA include joint pain, joint tenderness, joint swelling, joint redness, and joint stiffness.

One particularly advantageous embodiment is the AABZ for use in the treatment of a patient suffering from IBD, e.g. UC or CD, for which anti-TNF-α treatment has failed or is contraindicated. A further advantageous aspect is the AABZ for use in the treatment of mucosal ulcerations, e.g. mucosal ulcerations of the intestine, e.g. mucosal ulcerations of the intestine in connection with IBD.

An advantageous feature of the AABZ is linked to its low affinity for the dopamine D2 receptor, which substantially reduces the risk for the development of adverse movement disorders such as short-term extrapyramidal disorders and tardive dyskinesia. One aspect therefore is an AABZ that may be used in long term treatment of chronic diseases without the negative effects of dopamine D2 receptor blockade.

In some embodiments, the AABZ is a pharmaceutically acceptable salt of a compound of formula (I), in particular a hydrochloride salt.

In some embodiments, the AABZ is administered via oral administration. In some embodiments, the AABZ is administered in a preferably solid unit formulation, which more preferably is a tablet.

In some embodiments, the AABZ is administered daily.

In some embodiments, the amount of the AABZ administered is 0.1-25 mg/kg (mg of drug per kg of body weight of subject) per day (any weight value being based on the non-salt, non-solvate form). In other embodiments, the administered amount of the AABZ is 0.3-10 mg/kg per day.

In some embodiments, the amount of the AABZ administered is 5.0-2000 mg/day, or 10-1000 mg/day.

In some embodiment, the AABZ is administered once daily. In other embodiments, the AABZ is administered twice daily. In other embodiments, the AABZ is administered three times daily. In yet other embodiments, the AABZ is administered four times daily.

In some embodiments, the administration of the AABZ continues for at least 2 weeks. In other embodiments, the administration of the AABZ continues for 3 months or more. In yet other embodiments, the administration of the AABZ continues for 12 months or more.

*The treated subject*

The subject that is treated according to the present invention is a mammal, including a human and a non-human mammal (an animal). Examples, of non-human mammals are primates, domesticated animals, e.g. farm animals, e.g. cattle, sheep, pigs, horses and the like, as well as pet animals, such as dogs and cats, and the like. In preferred embodiments, the subject is a human. In some other embodiments, the subject is a non-human mammal, e.g. a dog or a horse.

*The pharmaceutical composition*

One aspect is a pharmaceutical composition comprising an amount of an AABZ, and optionally (but preferably) at least one pharmaceutically acceptable excipient, such as a carrier. In some embodiments, the pharmaceutical composition is for use in treating a subject afflicted with a disease resulting from a pathologic inflammation, e.g. IBD, psoriasis or RA.

The AABZ can be administered in admixture with suitable pharmaceutical diluents, extenders, or carriers, or any other pharmaceutically acceptable excipients, suitably selected with respect to the intended form of administration and as consistent with conventional pharmaceutical practices. A preferred dosage unit will be in a form suitable for oral administration. The AABZ can be administered alone but is generally mixed with a pharmaceutically acceptable carrier, and administered in the form of a tablet or capsule, liposome, or as an agglomerated powder. Examples of suitable solid carriers include lactose, sucrose, gelatine and agar. Capsule or tablets can be easily formulated and can be made easy to swallow or chew; other solid forms include granules, and bulk powders.

Tablets may contain suitable binders, lubricants, disintegrating agents, colouring agents, flavouring agents, flow-inducing agents, and melting agents. For instance, for oral administration in the dosage unit form of a tablet or capsule, the AABZ can be combined with an oral, non-toxic, pharmaceutically acceptable, inert carrier such as lactose, gelatine, agar, starch, sucrose, glucose, methyl cellulose, dicalcium phosphate, calcium sulphate, mannitol, sorbitol, microcrystalline cellulose and the like. Suitable binders include starch, gelatine, natural sugars such as glucose or beta-lactose, corn starch, natural and synthetic gums such as acacia, tragacanth, or sodium alginate, povidone, carboxymethylcellulose, polyethylene glycol, waxes, and the like. Lubricants used in these dosage forms include sodium oleate, sodium stearate, sodium benzoate, sodium acetate, sodium chloride, stearic acid, sodium stearyl fumarate, talc and the like. Disintegrators include, without limitation, starch, methyl cellulose, agar, bentonite, xanthan gum, croscarmellose sodium, sodium starch glycolate and the like.

The amount of AABZ in a dose unit of the formulation (e.g. a tablet or capsule) may be e.g. 5-500

mg (any amount is based on the compound of formula (I) in non-salt form and non-solvated form). In some embodiments, the amount of AABZ is 10-100 mg. In other embodiments, the amount of AABZ is 5-25 mg. In one embodiment, the amount of AABZ in the composition is 500 mg. In other embodiments, the amount of AABZ is 25 mg. In other embodiments, the amount of AABZ is 100 mg. In other embodiments, the amount of AABZ is 10 mg. In other embodiments, the amount of AABZ is less than 10 mg.

In some embodiments the total amount of the AABZ is between 0.1 and 95% by weight of the formulation, e.g. between 0.5 and 50% by weight, or between 1 and 20% by weight, the remainder comprising e.g. a carrier and any other excipient.

In some embodiments, the pharmaceutical composition comprises 4-acetamido-3-chloro-N-[2-(diethylamino)ethyl]benzamide or pharmaceutically acceptable salt thereof, such as the hydrochloride salt.

*Combined use of an AABZ and a further therapeutically active ingredient*

One aspect herein is a compound of formula (I) as defined herein, or a pharmaceutically acceptable salt or solvate thereof (an AABZ), for use in combination with at least one further therapeutically active ingredient, in the treatment of a disease resulting from pathological inflammation, in a mammal for which TNF-α inhibition is not useful, provided that the disease is not an acute or chronic respiratory tract inflammation associated with eosinophil infiltration.

In some embodiments, the treatment comprises administering to a subject (a mammal patient, e.g. a human patient) an amount of an AABZ, and a further therapeutically active ingredient, wherein the amounts when taken together are effective to treat the subject. In some embodiments, the total amount of the AABZ and the further therapeutically active ingredient when administered together to treat a subject produces an overall better effect, i.e., a synergistic effect, than the simple sum of effects produced when either component, at the same total amount, is administered alone.

The further therapeutically active ingredient may be selected e.g. from nonsteroidal antiinflammatory drugs (NSAIDs), corticosteroids, cytotoxic drugs, immunosuppressive drugs and antibodies.

In some embodiments, the treatment comprises administering to a subject (a mammal patient, e.g. a human patient) an AABZ as an add-on therapy or in combination with a further therapeutically active ingredient in treating a subject afflicted with IBD (e.g. UC or CD) or e.g. RA. Preferably, the treatment provides induction and maintenance of clinical remission in patients with mild to

moderate to severe disease activity. In some embodiments, the treatment is intended for a patient in remission in order to prevent disease relapse.

In some embodiments, the further therapeutically active ingredient is administered via oral administration. In yet other embodiments, the further therapeutically active ingredient is administered via rectal administration.

In some embodiments, the further therapeutically active ingredient is administered once daily. In other embodiments, the further therapeutically active ingredient is administered twice daily. In other embodiments, the further therapeutically active ingredient is administered three times daily. In yet other embodiments, the further therapeutically active ingredient is administered four times daily.

The amount of the AABZ and the amount of the further therapeutically active ingredient when taken together preferably are effective to alleviate a symptom of IBD or RA, in the subject.

In some embodiments, the administration of the further therapeutically active ingredient substantially precedes the administration of the AABZ, i.e. the subject is receiving therapy by administration of the further therapeutically active ingredient prior to initiating therapy by administration of the AABZ.

In some embodiments, the subject is receiving therapy by administration of the further therapeutically active ingredient for at least 6 months prior to initiating therapy by administration of the AABZ. In some embodiments, the subject is receiving therapy by administration of the further therapeutically active ingredient for at least 12 months prior to initiating therapy by administration of the AABZ. In some embodiments, the subject is receiving therapy by administration of the further therapeutically active ingredient for at least 24 months prior to initiating therapy by administration of the AABZ.

In some embodiments, the administration of the AABZ and the further therapeutically active ingredient continues for at least 2 weeks. In other embodiments, the administration of the AABZ and the further therapeutically active ingredient continues for 3 months or more. In yet other embodiments, the administration of the AABZ and the further therapeutically active ingredient continues for 12 months or more.

In some embodiments, the AABZ and the further therapeutically active ingredient are administered in combination with each other (simultaneously, or separately and concomitantly or sequentially) at the molar ratio of the AABZ to the further therapeutically active ranging from 1:100 to 100:1, from

1:50 to 50:1, from 1:20 to 20:1, from 1:10 to 10:1, from 1:5 to 5:1, or from 1:2 to 2:1, e.g. about 1:1.

In some embodiments, 4-acetamido-3-chloro-N-[2-(diethylamino)ethyl]benzamide or pharmaceutically acceptable salt thereof, such as the hydrochloride salt, and a further therapeutically ingredient are administered in combination with each other.

A further aspect is an AABZ for use as an add-on therapy or in combination with a further therapeutically active ingredient in treating a subject afflicted with a disease as mentioned herein, e.g. an IBD or RA.

One aspect is a kit-of-parts comprising a combination of an AABZ and a further therapeutically active ingredient, wherein each one of components the AABZ and the further therapeutically active ingredient is optionally formulated in admixture with a pharmaceutically acceptable excipient, such as a carrier.

In some embodiments, a kit-of-parts is provided, comprising: a) a first pharmaceutical composition comprising an amount of an AABZ and a pharmaceutically acceptable carrier; b) a second pharmaceutical composition comprising an amount of a further therapeutically active ingredient and a pharmaceutically acceptable carrier; and c) instructions for use of the first and the second pharmaceutical compositions together; e.g. for use in the treatment of an IBDor an autoimmune disease, e.g. RA.

One aspect is a pharmaceutical composition comprising an amount of an AABZ, an amount of a further therapeutically active ingredient, and optionally at least one pharmaceutically acceptable excipient, such as a carrier. In some embodiments, the pharmaceutical composition is for use in treating a subject afflicted with IBD or an autoimmune disorder, such as RA.

Generally, a suitable pharmaceutical composition is one as described herein above, in connection with a pharmaceutical formulation of an AABZ, but in addition to the AABZ, the composition also contains a further therapeutically active ingredient.

In some embodiments, the molar ratio of the AABZ to the further therapeutically active in the pharmaceutical composition ranges from 1:100 to 100:1, from 1:50 to 50:1, from 1:20 to 20:1, from 1:10 to 10:1, from 1:5 to 5:1, or from 1:2 to 2:1, e.g. it may be about 1:1.

In some embodiments the total amount of the AABZ and the further therapeutically active ingredient is between 0.1 and 95% by weight of the formulation, e.g. between 0.5 and 50% by

weight, or between 1 and 20% by weight, the remainder comprising e.g. a carrier and any other excipient.

In some embodiments, the pharmaceutical composition comprises an AABZ as disclosed herein, e.g. 4-acetamido-3-chloro-N-[2-(diethylamino)ethyl]benzamide or pharmaceutically acceptable salt thereof, such as the hydrochloride salt, and a further therapeutically active ingredient, and optionally a pharmaceutically acceptable excipient.

Specific examples of the techniques, pharmaceutically acceptable carriers and excipients that may be used to formulate oral dosage forms of the present invention are described, e.g., in EP 1 720 531 B1. General techniques and compositions for making dosage forms useful in the present invention are described-in the following references: Modern Pharmaceutics, Chapters 9 and 10 (Banker & Rhodes, Editors, 1979); Pharmaceutical Dosage Forms: Tablets (Lieberman et al., 1981); Ansel, Introduction to Pharmaceutical Dosage Forms 2nd Edition (1976); Remington's Pharmaceutical Sciences, 17th ed. (Mack Publishing Company, Easton, Pa., 1985) (and subsequent editions); Advances in Pharmaceutical Sciences (David Ganderton, Trevor Jones, Eds., 1992); Advances in Pharmaceutical Sciences Vol 7. (David Ganderton, Trevor Jones, James McGinity, Eds., 1995); Aqueous Polymeric Coatings for Pharmaceutical Dosage Forms (Drugs and the Pharmaceutical Sciences, Series 36 (James McGinity, Ed., 1989); Pharmaceutical Particulate Carriers: Therapeutic Applications: Drugs and the Pharmaceutical Sciences, Vol 61 (Alain Rolland, Ed., 1993); Drug Delivery to the Gastrointestinal Tract (Ellis Horwood Books in the Biological Sciences. Series in Pharmaceutical Technology; J. G. Hardy, S. S. Davis, Clive G. Wilson, Eds).; Modern Pharmaceutics Drugs and the Pharmaceutical Sciences, Vol. 40 (Gilbert S. Banker, Christopher T. Rhodes, Eds). These references in their entireties are hereby incorporated by reference into this application.

The following examples are intended to illustrate the invention without restricting the scope thereof.

EXAMPLES

INTERMEDIARY 1

Ethyl-4-acetamido-3-chlorobenzoate

Ethyl-4-amino-3-chlorobenzoate (2.0 g, 10 mmol) and 1.4 g of triethylamine were dissolved in 20 mL of dichloromethane. 0.9 g of acetyl chloride in 5 mL of dichloromethane was added drop-wise at 0°C. The reaction mixture was allowed to reach room temperature, stirred for 3 hours, washed with water, and dried. The solvents were evaporated to yield 2.0 g of the title product.

EXAMPLE 1

4-Acetamido-3-chloro-N-[2-(diethylamino)ethyl]benzamide hydrochloride

1.5 g of ethyl-4-acetamido-3-chlorobenzoate (1.5 g, 6.2 mmol) was dissolved in 15 mL of N,N-diethylethylenediamine together with a catalytic amount of ammonium chloride. The reaction mixture was refluxed for 3 hours. Dichloromethane was added and washing 4 times with water removed excess diamine. Drying and evaporation of the solvents yielded the free base of the title compound. The residue was dissolved in ethanol-ether and acidified with ethanolic HCl. The solid that precipitated was collected giving the title compound (1.1 g, 3.1 mmol, 50% yield).

1H NMR (DMSO-d6): δ 1,23 (t, 6H), 2,15 (s, 3H), 3,17–3,23 (6H), 3,65 (q, 2H), 7,88 (d, 1H), 7,94 (s, 1H), 8,06 (s, 1H), 9,05 (t, 1H), 9,68 (s, 1H), 10,42 (s, 1H).

EXAMPLE 2

4-Propanoylamino-3-chloro-N-[2-(diethylamino)ethyl]benzamide hydrochloride

4-Amino-N-[2-(diethylamino)ethyl]benzamide hydrochloride (0.5 g, 1.6 mmol), pyridine (5.0 mL). , and propionic anhydride (5.0 mL) were stirred at 50 °C for 2.5 hours. Then the volatiles were removed using a rotary evaporator. Water (5 mL) was added and evaporated. The residue was freeze dried from water and gave the title compound (0.6 g, 100% yield, HPLC purity 98%).

1H NMR (400 MHz, Methanol-d4) δ 8.07 (d, J = 8.6 Hz, 1H), 8.01 (d, J = 2.0 Hz, 1H), 7.83 (dd, J = 8.6, 2.0 Hz, 1H), 3.76 (t, J = 6.2 Hz, 2H), 3.39 (t, J = 6.2 Hz, 2H), 3.34 (q, J = 7.3 Hz, 4H), 2.52 (q, J = 7.6 Hz, 2H), 1.36 (t, J = 7.3 Hz, 6H), 1.23 (t, J = 7.6 Hz, 3H).

EXAMPLE 3

4-Isobutyrylamino-3-chloro-N-[2-(diethylamino)ethyl]benzamide hydrochloride

The compound 4-isobutyrylamino-3-chloro-N-[2-(diethylamino)ethyl]benzamide hydrochloride was obtained in essentially the same manner, by use of Isobutyric anhydride instead of propionic anhydride. Purity by HPLC 99%.

1H NMR (400 MHz, Methanol-d4) δ 8.01 (d, J = 2.2 Hz, 1H), 8.00 (d, J = 8.5 Hz, 1H), 7.83 (dd, J = 8.5, 2.0 Hz, 1H), 3.76 (t, J = 6.2 Hz, 2H), 3.39 (t, J = 6.2 Hz, 2H), 3.34 (q, J = 7.3 Hz, 4H), 2.80 (hept, J = 6.8 Hz, 1H), 1.36 (t, J = 7.3 Hz, 6H), 1.24 (d, J = 6.9 Hz, 6H).

EXAMPLE 4

4-Acetamido-N-[2-(diethylamino)ethyl]benzamide hydrochloride

A suspension of 4-amino-N-[2-(diethylamino)ethyl]benzamide hydrochloride (2.5 g, 9.1 mmol) was stirred in 20 mL of anhydrous pyridine. To the suspension was added 10 mL of acetic anhydride. The reaction was slightly exotermic. After 1 hour the precipitate was filtered off, wahed with ethyl acetate, and dried to afford the title compound (2.83 g, 9.0 mmol, 99% yield). Purity by NMR 98%.

1H NMR (400 MHz, Methanol-d4) δ 7.84 (d, 2H), 7.68 (d, 2H), 3.74 (t, 2H), 3.37 (t, 2H), 3.35 – 3.29

(m, 4H), 2.14 (s, 3H), 1.35 (t, 6H).

*Biological assays*

UC is an inflammatory disease characterized by the infiltration of inflammatory cells, such as macrophages, into the lesioned colon. Macrophages serve a critical role in the initiation and propagation of inflammatory responses by releasing proinflammatory mediators, such as TNF-α. Lipopolysaccharide (LPS) is a potent initiator of an inflammatory response. During LPS stimulation, NF-κB signaling is activated to regulate the transcription of numerous genes involved in immunity and inflammation to produce proinflammatory cytokines, such as TNF-α. Suppression of LPS-induced TNF-α production in RAW264.7 macrophages treated with AABZ was investigated by evaluation of the generation of TNF-α.

Both dextran sulphate sodium (DSS) and trinitrobenzene sulfonic acid (TNBS) induced colitis are well-established animal models of mucosal inflammation that have been used for over 2 decades in the study of IBD pathogenesis and preclinical studies for new therapeutics. The DSS-induced colitis model has some advantages when compared to other animal models of colitis (Perse 2012) and was therefore chosen for analysis of treatment effects.

EXAMPLE 5

Suppression of LPS-Induced TNF-α Production in Macrophages treated with AABZ

The RAW264.7 macrophage line was maintained in DMEM supplemented with 5% FBS at 37°C in a 5% CO2-humidified air environment. The RAW264.7 cells were seeded in 96-well plates at a density of 1×105/ml and a volume of 200 µl/well. The cells were incubated for 24 h in medium supplemented with 10% FBS and were then pre-incubated with or without the indicated concentrations of test substances for 2 h prior to the addition of LPS (1 µg/ml). The supernatants were subsequently harvested at various time points and production of the proinflammatory cytokine TNF-α in the culture medium was determined using a commercially available enzyme-linked immunosorbent assay (ELISA) kit according to the manufacturer's protocol.

Effects of some AABZs of the invention at 1 mM on LPS-induced TNF-production in RAW264.7 murine macrophage cells are shown in Table 2.

**Table 2.** Effects of AABZs at 1 mM on LPS-induced TNF-production in RAW264.7 murine macrophage cells

| **Compound** | **% Inhibition of TNF-production** |
|---|---|
| LPS-treated control | 0 |

| | |
|---|---|
| 4-Acetamido-3-chloro-N-[2-(diethylamino)ethyl]benzamide hydrochloride* | 45 |
| 4-Propanoylamino-3-chloro-N-[2-(diethylamino)ethyl]benzamide hydrochloride | 50 |
| 4-Isobutyrylamino-3-chloro-N-[2-(diethylamino)ethyl]benzamide hydrochloride | 63 |
| 4-Acetamido-N-[2-(diethylamino)ethyl]benzamide hydrochloride | 56 |

* Cpd A

It was observed that different concentrations (0.3, 1.0, and 3.0 mM) of the compounds significantly reduced the expression levels of TNF in comparison with the LPS-treated control group. These results support the usefulness of compounds as disclosed herein, for the treatment of diseases resulting from pathologic inflammation.

EXAMPLE 6

Assessment of Efficacy of AABZ in Dextran Sulfate Sodium (DSS) induced Inflammatory Bowel Disease in Mice.

The experiment was performed using 6- to 8-week old female Balb/c mice after a one-week acclimatization period. The mice weighed 18-25 g, were purchased from Taconic (Denmark) and were maintained in a temperature and light-controlled facility with free access to standard rodent chow and water. Mice were randomized to the respective groups five days before start of treatment and were kept 5 to 6 animals per cage. Following the acclimatization period, acute colitis was induced by administration of 5% DSS solution (DSS from TdB Consultary AB,Sweden; MW~40000) for five days (day 0 to day 5) via the drinking water, which resulted in reproducible colitis characterized by diarrhoea, rectal bleeding, reduced body weight, mucosal ulceration, crypt destruction and infiltration of leukocytes. The DSS intake was assessed daily. SASP (from Sigma-Aldrich, Sweden) was first dissolved in 0.2 M sodium hydroxide (NaOH) at a concentration higher than the required final concentration. Phosphate buffered saline (PBS) was added to the desired concentration and the pH was adjusted to 7.5-8.0 with NaOH or hydrochloric acid. SASP remained completely dissolved at this pH. Cpd A was dissolved in PBS to the desired concentration. All animal groups had free access to 5% DSS water solution for the entire test period. Treatments were administered from day 0 to day 5, either orally by gavage (SASP) or intraperitoneally (Cpd A), and in an administration volume of 5 ml/kg, twice daily with approximately an 8-hour interval. The control group (DSS only) received water (0.2 ml) orally twice daily.

The parameters recorded in the experiment were stool consistency (0, normal; 2, loose stools; 4, watery diarrhoea), occurrence of blood in the stool (0, normal; 2, Hemoccult+; 4, gross bleeding), and body weight loss (0, none; 1, 1-5%; 2, 5-10%; 3, 10-20%; 4, >20%). Disease activity index (DAI) was calculated by summarizing the scores of these three parameters. Also the colon length

and the colonic content of myeloperoxidase (MPO) were recorded. Data was statistically evaluated with analysis of variance (ANOVA). Least-squares means (LS means), and standard error (SE) of LS means were calculated.

**Table 3.** Percentage inhibition on day 5 of dextran sulphate sodium disease activity index (100% = complete normalisation, 0% = no effect) vs control.

| **AABZ** | **Dose mg/kg/day bid ip** | **5-ASA Agent** | **Dose mg/kg/day bid po** | **Disease Activity Index** | | |
|---|---|---|---|---|---|---|
| | | | | LS means ±SE | p-value vs Control | Percent Reduction of Score |
| Control | | | | 6.9±0.3 | | |
| | | SASP | 40 | 4.4±0.4 | <0.0001 | 36 |
| Cpd A | 50 | | | 6.4±0.5 | 0.41 | 7 |
| Cpd A | 100 | | | 1.7±1.0 | <0.0001 | 75 |

**Table 4.** Percentage inhibition on day 5 of dextran sulphate sodium blood in the stool score (100% = complete normalisation, 0% = no effect) vs control.

| **AABZ** | **Dose mg/kg/day bid ip** | **5-ASA Agent** | **Dose mg/kg/day bid po** | **Blood in the Stool** | | |
|---|---|---|---|---|---|---|
| | | | | LS means ±SE | p-value vs Control | Percent Reduction of Score |
| Control | | | | 2.4±0.1 | | |
| | | SASP | 40 | 1.4±0.2 | <0.0001 | 42 |
| Cpd A | 50 | | | 2.2±0.3 | 0.45 | 9 |
| Cpd A | 100 | | | 0.1±0.5 | <0.0001 | 96 |

Administration of 5% DSS for 5 days resulted in severe acute colitis, with diarrhoea, blood in feces and weight loss. Diarrhoea and blood in feces appeared from day 3 and these symptoms aggravated until study termination on day 5. Oral treatment with the optimal dose (40 mg/kg/day

bid) of SASP ameliorated these manifestations of colitis (Table 3). There was an improvement of diarrhoea as well as blood in feces from day 3 onwards. The frequency of diarrhoea (stool consistency score of 2 and 4) amounted to 22% in the control group and 8% in the SASP group on day 3. On day 5, the corresponding figures were 98% and 71%, respectively. The comparison of Cpd A 100 mg/kg/day bid to SASP 40 mg/kg/day bid treatment resulted in a superior amelioration of the colitis parameters in Cpd A treated animals. The Disease Activity Index (DAI) scores were significantly reduced by the Cpd A and SASP treatments by 75% and 36%, respectively (Table 3), and significantly reduced by Cpd A versus SASP treatment by 60% ($p<0.016$). There was a sharp reduction in the blood in feces score in the Cpd A 100 mg/kg/day bid group [(0.1±0.5 vs. 2.4±0.1 for the control group, $p<0.0001$) and (0.1±0.5 vs. 1.4±0.2 for the SASP group, $p<0.024$)] (Table 4)..

EXAMPLE 7

Assessment of Efficacy of AABZ in collagen-induced arthritis

The experiment was performed using 9-week old male DBA/1 mice after a two-week acclimatization period. The mice were purchased from B&M (Denmark), and were maintained in a temperature and light-controlled facility with free access to standard rodent chow and water. Following the acclimatization period, the mice (10 per treatment group) were anesthesized with Enflurane and immunized intradermally in the base of the tail with 100 mL of a 1:1 emulsion consisting of Freund's Complete Adjuvant H37Ra (Difco) and 2 mg/mL bovine type II collagen (Elastin Products, Owensville, MO) in 0.1 M acetic acid. On day 14 post-immunization, the mice were were given ad lib access to drinking water containing Cpd A, with treatment continuing daily until termination of the experiment (day 49). The Cpd A intake was monitored by weighing the drinking bottles at the water renewal twice per week. The control group received water ad lib. The mice were monitored for clinical signs of arthritis three times a week from immunization to day 49. The scoring system (arthritis score) was employed as follows: 0 = no arthritis; 1 = arthritis (erythema or swelling) in one of either interphalangeal, metatarsophalangeal or intercarpal/wrist joints; 2 = arthritis in two of the above joints; 3 = arthritis in three of the above joints; 4 = arthritis in three of the above joints and the mouse does not support on the paw. The four measurements were summed for each mouse, and group averages were calculated. Mice with a score >12 were sacrificed. In the scoring protocol, the last observation carried forward (LOCF) method was used. Mean onset day was defined as the mean day of onset in mice being affected. Mean arthritis clinical score was defined as the mean score of an experimental group from day 14 until termination of the experiment.

Statistical significance was determined using Mann-Whitney Rank Sum test. Treatment with Cpd A resulted in a statistically significant delayed onset of disease and an amelioration of disease severity. In the mice receiving a dosage of 200 mg/kg/day of Cpd A, the mean onset of disease

was delayed by 5.8 days (p=0.02) compared to the control group, and the severity of arthritis score was reduced by 1.6 (p=0.05).

EXAMPLE 8

Receptor Affinity.

It is well-known that drug compounds that have an affinity for the striatal dopamine D2 may give rise to adverse side effects, such as short-term extrapyramidal disorders and tardive dyskinesia. Such adverse effects e.g. have been observed for metoclopramide, which reduces its utility in particular for the long term treatment of chronic diseases. The in vitro affinity for the dopamine D2 receptor of Cpd A, and of two prior art compounds metoclopramide and declopramide was investigated using an in vitro radioligand binding technique with $^{125}$I-spiperone as the radioactive ligand (Gundlach, 1984**).** As shown in Table 5, Cpd A displays a very low affinity for the dopamine D2 subtype receptor.

**Table 5.** Dopamine D2 receptor affinity.

| **Compound** | **IC50 (mM)** |
|---|---|
| Metoclopramide | 0.07 |
| Declopramide | 38.6 |
| Cpd | 975 |

REFERENCES

Frøslie KF et al., Gastroenterology. 2007 133:412–422.
Gundlach AL et al., Life Sciences 1984 35 1981-1988.
Harrington RA et al., Drugs 1983 25:451-94.
Harron DWG et al., Drugs 1990 39: 720-740.
Hindryckx P et al., J Crohns Colitis. 2018 12 105-119.
Ivanenkov YA et al., Mini Rev Med Chem. 2011 1:55-78.
Kim W et al., Mol Pharm. 2016 13:2126-35.
Lim WC et al., Cochrane Database Syst Rev. 2016 7:CD008870.
Peyrin-Biroulet L et al., Am J Gastroenterol. 2015 110:1324-38.
Perše M et al., J Biomed Biotechnol. 2012 2012:718617.
Sandborn WJ. Gastroenterol Hepatol (N Y). 2016 12:438-41.
Sands BE et al., Gastroenterology. 2014 147:618-627.
Vowinkel T et al., Dig Dis Sci. 2004 49 556-64.

# CLAIMS

1. A compound of formula (I)

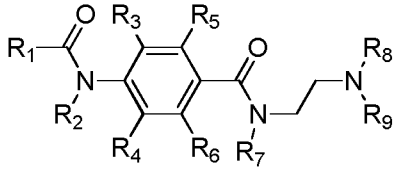

(I)

or a pharmaceutically acceptable salt or solvate thereof; wherein

$R_1$ is selected from C1-C6 alkyl and C3-C6 cycloalkyl;

$R_2$ is selected from H and C1-C3 alkyl;

$R_3$, $R_4$, $R_5$, and $R_6$ are independently selected from hydrogen, C1-C3 alkyl, C1-C3 alkoxy, C1-C3 alkylthio, fluoro, chloro, bromo, phenyl and benzyl, wherein any alkyl is optionally substituted with one or more fluoro;

$R_7$ is selected from hydrogen and C1-C3 alkyl;

$R_8$ and $R_9$ are independently selected from C1-C6 alkyl, or

$R_8$ and $R_9$ together with the nitrogen atom to which they are both attached form a moiety of formula (II)

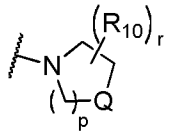

(II)

;

r is 0 or 1;

$R_{10}$ is selected from C1-C3 alkyl and C3-C4 cycloalkyl; said alkyl and cycloalkyl optionally being substituted with hydroxy, halogen, cyano, $COOR_{12}$, or $NHR_{13}$;

Q is selected from $CHR_{11}$, $NR_{11}$ and O;

$R_{11}$ is selected from hydrogen, C1-C3 alkyl and C3-C4 cycloalkyl; said alkyl and cycloalkyl optionally being substituted with hydroxy, halogen, cyano, $COOR_{12}$, or $NHR_{13}$;

$R_{12}$ and $R_{13}$ are independently selected from hydrogen, C1-C3 alkyl and C3-C4 cycloalkyl;

p is 1, 2, or 3 when Q is $CHR_{11}$; and

p is 2 or 3 when Q is selected from $NR_{11}$ and O;

for use in the treatment of a disease resulting from pathologic inflammation, provided that the disease is not an acute or chronic respiratory tract inflammation associated with eosinophil infiltration.

2. The compound or pharmaceutically acceptable salt or solvate thereof for use according to claim 1, wherein

$R_3$, $R_4$, $R_5$, and $R_6$ are independently selected from hydrogen, C1-C2 alkyl, C1-C2 alkoxy, C1-C2 alkylthio, fluoro, chloro, bromo, and trifluoromethyl;

$R_7$ is selected from hydrogen and C1-C3 alkyl; and
$R_8$ and $R_9$ are independently selected from C1-C6 alkyl.

3. The compound or pharmaceutically acceptable salt or solvate thereof for use according to claim 1 or 2, wherein
$R_1$ is selected from C1-C3 alkyl;
each one of $R_2$, $R_4$, $R_5$, $R_6$ and $R_7$ is hydrogen; and
$R_8$ and $R_9$ are independently selected from C1-C4 alkyl.

4. The compound or pharmaceutically acceptable salt or solvate thereof for use according to any one of claims 1 to 3, wherein the compound is selected from
4-acetamido-3-chloro-N-[2-(diethylamino)ethyl]benzamide,
4-propanoylamino-3-chloro-N-[2-(diethylamino)ethyl]benzamide, and
4-isobutyrylamino-3-chloro-N-[2-(diethylamino)ethyl]benzamide.
4-acetamido-N-[2-(diethylamino)ethyl]benzamide,
4-propanoylamino-N-[2-(diethylamino)ethyl]benzamide, and
4-isobutyrylamino-N-[2-(diethylamino)ethyl]benzamide.

5. The compound or pharmaceutically acceptable salt or solvate thereof for use according to claim 4, wherein the compound is 4-acetamido-3-chloro-N-[2-(diethylamino)ethyl]-benzamide.

6. The compound or pharmaceutically acceptable salt or solvate for use according to any one of claims 1 to 5, in the treatment of a patient for which anti-TNF-α treatment has failed or is contraindicated.

7. The compound or pharmaceutically acceptable salt or solvate for use according to any one of claims 1 to 6, wherein the disease is selected from inflammatory bowel disease, psoriasis, and rheumatoid arthritis.

8. The compound or pharmaceutically acceptable salt or solvate for use according to claim 7, wherein the disease is inflammatory bowel disease.

9. The compound or pharmaceutically acceptable salt or solvate for use according to claim 8, wherein the inflammatory bowel disease is ulcerative colitis.

10. The compound or pharmaceutically acceptable salt or solvate for use according to claim 8, wherein the inflammatory bowel disease is Crohn's disease.

11. A compound of formula (I)

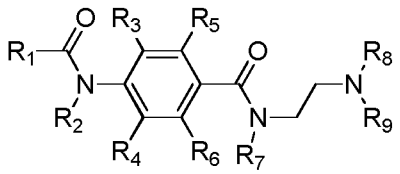

(I)

or a pharmaceutically acceptable salt or solvate thereof; wherein

$R_1$ is selected from C1-C6 alkyl and C3-C6 cycloalkyl;

$R_2$ is selected from H and C1-C3 alkyl;

$R_3$, $R_4$, $R_5$, and $R_6$ are independently selected from hydrogen, C1-C3 alkyl, C1-C3 alkoxy, C1-C3 alkylthio, fluoro, chloro, bromo, phenyl and benzyl, wherein any alkyl is optionally substituted with one or more fluoro;

$R_7$ is selected from hydrogen and C1-C3 alkyl;

$R_8$ and $R_9$ are independently selected from C1-C6 alkyl, or

$R_8$ and $R_9$ together with the nitrogen atom to which they are both attached form a moiety of formula (II)

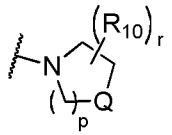

(II)

;

r is 0 or 1;

$R_{10}$ is selected from C1-C3 alkyl and C3-C4 cycloalkyl; said alkyl and cycloalkyl optionally being substituted with hydroxy, halogen, cyano, $COOR_{12}$, or $NHR_{13}$;

Q is selected from $CHR_{11}$, $NR_{11}$ and O;

$R_{11}$ is selected from hydrogen, C1-C3 alkyl and C3-C4 cycloalkyl; said alkyl and cycloalkyl optionally being substituted with a hydroxy, halogen, cyano, $COOR_{12}$, or $NHR_{13}$;

$R_{12}$ and $R_{13}$ are independently selected from hydrogen, C1-C3 alkyl and C3-C4 cycloalkyl;

p is 1, 2, or 3 when Q is $CHR_{11}$; and

p is 2 or 3 when Q is selected from $NR_{11}$ and O;

provided that the compound is not:

N-[2-(diethylamino)ethyl]-4-(propanoylamino)benzamide,

4-acetamido-3-chloro-N-[2-(diethylamino)ethyl]benzamide,

4-acetamido-N-[2-(diethylamino)ethyl]-2-methoxybenzamide,

4-acetamido-5-chloro-N-[2-(diethylamino)ethyl]-2-methoxybenzamide,

N-[2-(diethylamino)ethyl]-2-methoxy-4-(propanoylamino)benzamide,

N-[2-[di(propan-2-yl)amino]ethyl]-2-ethoxy-4-(propanoylamino)benzamide,

N-[2-(diethylamino)ethyl]-2-ethoxy-4-(propanoylamino)benzamide,

4-[acetyl(methyl)amino]-N-[2-(diethylamino)ethyl]benzamide,

4-(butanoylamino)-N-[2-(diethylamino)ethyl]benzamide,
N-[2-(diethylamino)ethyl]-4-(pentanoylamino)benzamide,
N-[2-(diethylamino)ethyl]-2-methoxy-4-(4-methylpentanoylamino)benzamide,
4-acetamido-N-[2-(diethylamino)ethyl]benzamide,
4-propanoylamino-2-methoxy-N-(2-morpholin-4-yl-ethyl)benzamide,
4-acetylamino-N-(2-morpholin-4-yl-ethyl)benzamide,
N-(2-morpholin-4-ylethyl)-4-(pentanoylamino)benzamide,
4-propanoylamino-N-(2-diisopropylamino-ethyl)-2-ethoxybenzamide,
4-propanoylamino-N-(2-dibutylamino-ethyl)-2-ethoxybenzamide,
4-propanoylamino-2-methoxy-N-(2-piperidin-1-yl-ethyl)benzamide, or
4-propanoylamino-2-methoxy-N-(2-pyrrolidin-1-yl-ethyl)benzamide.

12. The compound or pharmaceutically acceptable salt or solvate according to claim 11, wherein
$R_3$, $R_4$, $R_5$, and $R_6$ are independently selected from hydrogen, C1-C2 alkyl, C1-C2 alkoxy, C1-C2 alkylthio, fluoro, chloro, bromo, and trifluoromethyl;
$R_7$ is selected from hydrogen and C1-C3 alkyl;
$R_8$ and $R_9$ are independently selected from C1-C6 alkyl.

13. The compound or pharmaceutically acceptable salt or solvate according to claim 11 or 12, wherein
$R_1$ is selected from C1-C3 alkyl;
each one of $R_2$, $R_4$, $R_5$, $R_6$ and $R_7$ is hydrogen; and
$R_8$ and $R_9$ are independently selected from C1-C4 alkyl.

14. The compound or pharmaceutically acceptable salt or solvate according to any one of claims 11 to 13, wherein the compound is selected from
4-propanoylamino-3-chloro-N-[2-(diethylamino)ethyl]benzamide, and
4-isobutyrylamino-3-chloro-N-[2-(diethylamino)ethyl]benzamide.

15. A pharmaceutical composition comprising a compound according to any one of claims 11 to 14, and optionally a pharmaceutically acceptable excipient.

16. A compound of formula (I)

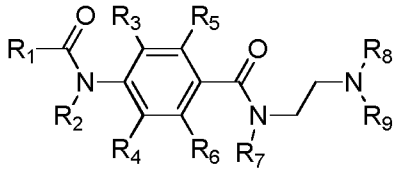

(I)

or a pharmaceutically acceptable salt or solvate thereof; wherein

$R_1$ is selected from C1-C6 alkyl and C3-C6 cycloalkyl;

$R_2$ is selected from H and C1-C3 alkyl;

$R_3$, $R_4$, $R_5$, and $R_6$ are independently selected from hydrogen, C1-C3 alkyl, C1-C3 alkoxy, C1-C3 alkylthio, fluoro, chloro, bromo, phenyl and benzyl, wherein any alkyl is optionally substituted with one or more fluoro;

$R_7$ is selected from hydrogen and C1-C3 alkyl;

$R_8$ and $R_9$ are independently selected from C1-C6 alkyl, or

$R_8$ and $R_9$ together with the nitrogen atom to which they are both attached form a moiety of formula (II)

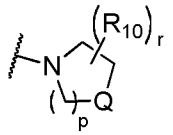

(II)

;

r is 0 or 1;

$R_{10}$ is selected from C1-C3 alkyl and C3-C4 cycloalkyl; said alkyl and cycloalkyl optionally being substituted with hydroxy, halogen, cyano, $COOR_{12}$, or $NHR_{13}$;

Q is selected from $CHR_{11}$, $NR_{11}$ and O;

$R_{11}$ is selected from hydrogen, C1-C3 alkyl and C3-C4 cycloalkyl; said alkyl and cycloalkyl optionally being substituted with a hydroxy, halogen, cyano, $COOR_{12}$, or $NHR_{13}$;

$R_{12}$ and $R_{13}$ are independently selected from hydrogen, C1-C3 alkyl and C3-C4 cycloalkyl;

p is 1, 2, or 3 when Q is $CHR_{11}$; and

p is 2 or 3 when Q is selected from $NR_{11}$ and O;

for use in therapy, provided that the compound is not:

4-acetamido-3-chloro-N-[2-(diethylamino)ethyl]benzamide,

4-acetamido-5-chloro-N-[2-(diethylamino)ethyl]-2-methoxybenzamide,

N-[2-(diethylamino)ethyl]-4-(pentanoylamino)benzamide, or

4-acetamido-N-[2-(diethylamino)ethyl]benzamide.

17. A pharmaceutical composition comprising a compound of formula (I)

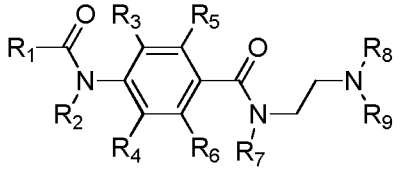

(I)

or a pharmaceutically acceptable salt or solvate thereof; wherein

$R_1$ is selected from C1-C6 alkyl and C3-C6 cycloalkyl;

$R_2$ is selected from H and C1-C3 alkyl;

$R_3$, $R_4$, $R_5$, and $R_6$ are independently selected from hydrogen, C1-C3 alkyl, C1-C3 alkoxy, C1-C3 alkylthio, fluoro, chloro, bromo, phenyl and benzyl, wherein any alkyl is optionally substituted with one or more fluoro;

$R_7$ is selected from hydrogen and C1-C3 alkyl;

$R_8$ and $R_9$ are independently selected from C1-C6 alkyl, or

$R_8$ and $R_9$ together with the nitrogen atom to which they are both attached form a moiety of formula (II)

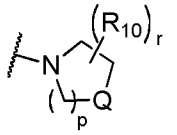
(II)

;

r is 0 or 1;

$R_{10}$ is selected from C1-C3 alkyl and C3-C4 cycloalkyl; said alkyl and cycloalkyl optionally being substituted with hydroxy, halogen, cyano, $COOR_{12}$, or $NHR_{13}$;

Q is selected from $CHR_{11}$, $NR_{11}$ and O;

$R_{11}$ is selected from hydrogen, C1-C3 alkyl and C3-C4 cycloalkyl; said alkyl and cycloalkyl optionally being substituted with a hydroxy, halogen, cyano, $COOR_{12}$, or $NHR_{13}$;

$R_{12}$ and $R_{13}$ are independently selected from hydrogen, C1-C3 alkyl and C3-C4 cycloalkyl;

p is 1, 2, or 3 when Q is $CHR_{11}$; and

p is 2 or 3 when Q is selected from $NR_{11}$ and O;

provided that the compound is not selected from:

4-acetamido-3-chloro-N-[2-(diethylamino)ethyl]benzamide,

4-acetamido-5-chloro-N-[2-(diethylamino)ethyl]-2-methoxybenzamide,

N-[2-(diethylamino)ethyl]-4-(pentanoylamino)benzamide, and

4-acetamido-N-[2-(diethylamino)ethyl]benzamide.

18. Use of a compound of formula (I) as defined in any one of claims 1 to 5, in the manufacture of a medicament for the treatment of a disease resulting from pathologic inflammation.

19. A method for the treatment of a disease resulting from pathologic inflammation, comprising administering a therapeutically effective amount of a compound of formula (I) as defined in any one of claims 1 to 5, or a salt or solvate thereof, to a mammal in need of such treatment.