



US00D380061S

United States Patent [19]
Swyst

[11] **Patent Number:** **Des. 380,061**
[45] **Date of Patent:** ****Jun. 17, 1997**

[54] **HEAD FOR A FLEXIBLE LIGHT**

[75] Inventor: **Thomas Swyst**, Arlington, Mass.
[73] Assignee: **Black & Decker Inc.**, Newark, Del.
[**] Term: **14 Years**

[21] Appl. No.: **37,589**
[22] Filed: **Apr. 17, 1995**

[51] **LOC (6) Cl.** **26-02**
[52] **U.S. Cl.** **D26/43**
[58] **Field of Search** D26/37, 43, 44,
D26/46, 48, 49, 60, 62; 362/157, 158, 184,
188, 189, 191, 198, 199, 200, 202, 362,
396

[56] **References Cited**

U.S. PATENT DOCUMENTS

D. 147,258 8/1947 Becker D26/43
D. 166,073 3/1952 Dunkelberger D26/43
D. 281,818 12/1985 Zurwelle D26/37
D. 292,616 11/1987 Sexton D26/37
D. 314,246 1/1991 Bache D26/62

D. 328,144 7/1992 Yuen D26/44
3,111,277 11/1963 Grimsley D26/43 X

Primary Examiner—A. Hugo Word
Assistant Examiner—Lavone D. Tabor

[57] **CLAIM**

the ornamental design for a head for flexible light, as shown and described.

DESCRIPTION

FIG. 1 is a perspective view taken from the front, bottom and right side of a head for a flexible lighth showing my new design, the portion shown in phantom is illustrative of a flexible core to which my new design may be attached; FIG. 2 is a right side elevational view thereof; FIG. 3 is a left side elevational view thereof; FIG. 4 is a bottom plan view thereof; FIG. 5 is a top plan view thereof; FIG. 6 is a front elevational view thereof; and, FIG. 7 is a rear elevational view thereof. The broken lines are for illustrative purposes only and form no part of the claimed design.

1 Claim, 3 Drawing Sheets

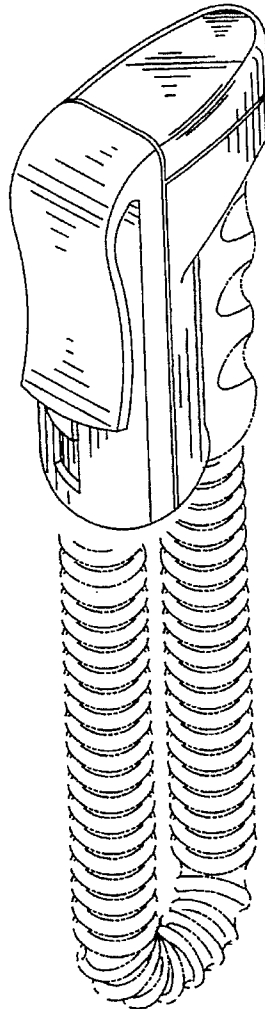


FIG. 1

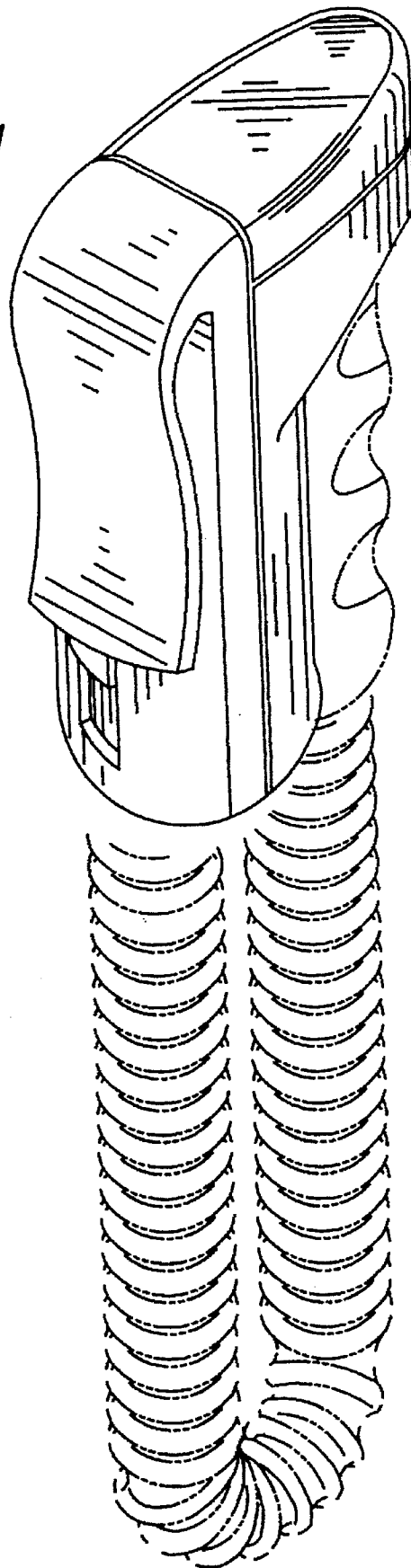


FIG. 2

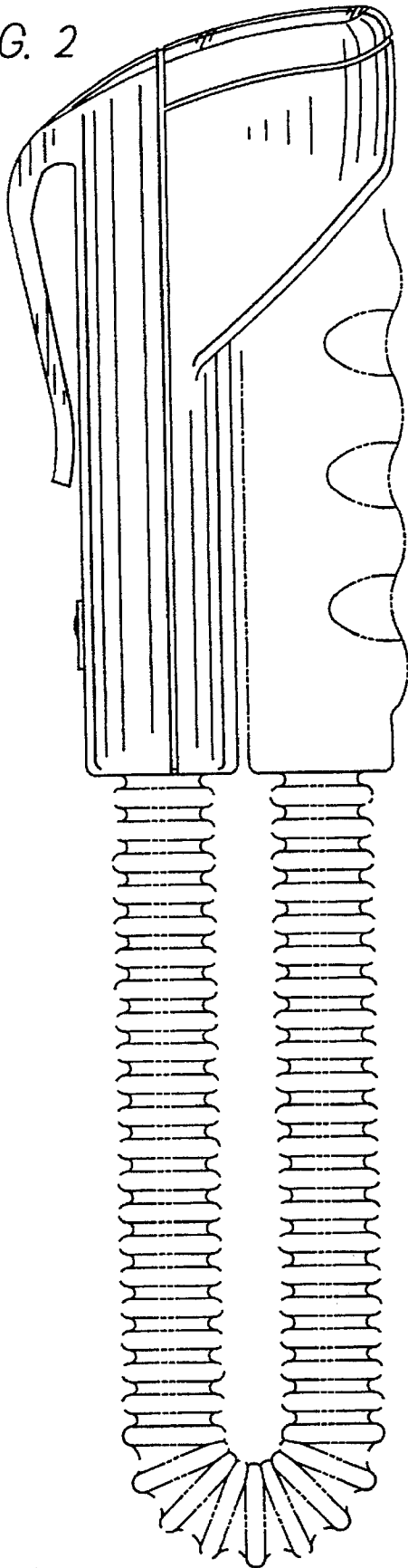


FIG. 3

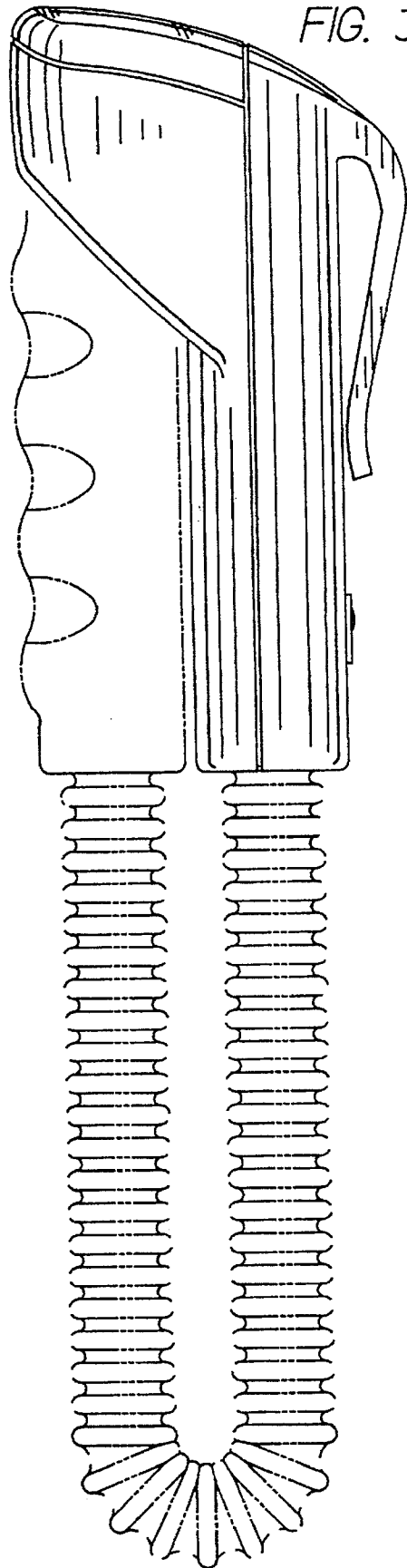


FIG. 4

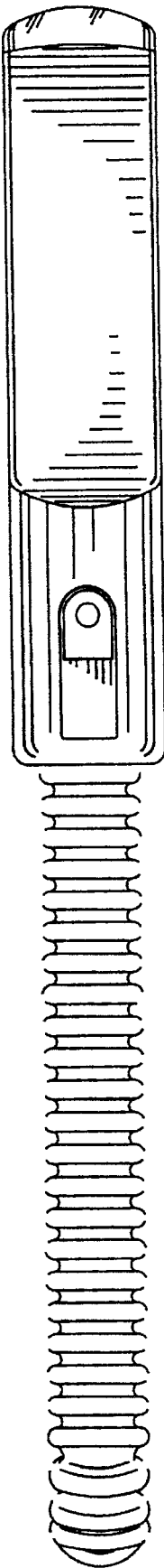


FIG. 5




FIG. 6

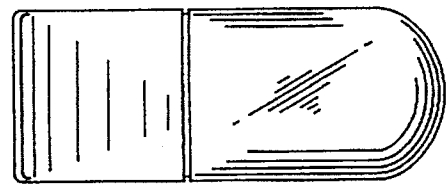


FIG. 7

