



US00D766561S

(12) **United States Design Patent** (10) **Patent No.:** **US D766,561 S**  
**Pedersen et al.** (45) **Date of Patent:** **\*\* Sep. 20, 2016**

(54) **ORTHOTIC INSOLE WITH ATTACHABLE ANGLE INSERT**  
(71) Applicant: **Ideal Living Ventures Limited**, Hong Kong (CN)  
(72) Inventors: **Michael Pedersen**, Valley Glen, CA (US); **Peter Spiegel**, Sherman Oaks, CA (US); **Babak Baravarian**, Santa Monica, CA (US)  
(73) Assignee: **IDEAL LIVING VENTURES LIMITED**, Hong Kong (CN)  
(\*\*) Term: **15 Years**  
(21) Appl. No.: **29/532,408**  
(22) Filed: **Jul. 7, 2015**  
(51) **LOC (10) Cl.** ..... **02-04**  
(52) **U.S. Cl.**  
USPC ..... **D2/961**  
(58) **Field of Classification Search**  
USPC ..... D2/896, 946, 947, 950, 951, 954, 955, D2/956, 961, 976, 948, 949, 953, 959, 960, D2/968  
CPC ..... A43B 7/14; A43B 7/1405; A43B 7/141; A43B 7/1415; A43B 7/142; A43B 7/1425; A43B 7/143; A43B 7/1435; A43B 7/144; A43B 7/1445; A43B 7/145; A43B 7/1455; A43B 7/1475; A43B 7/148; A43B 7/1485; A43B 7/149; A43B 7/1495; A43B 7/16; A43B 7/18; A43B 7/19; A43B 7/22; A43B 7/223; A43B 7/226; A43B 7/28; A43B 7/30; A43B 7/34; A43B 7/36; A43B 7/38; A43B 13/38; A43B 13/383; A43B 13/386; A43B 13/39; A43B 13/40; A43B 13/42; A43B 17/14; A43B 17/00; A43B 17/003; A43B 17/006; A43B 17/02; A43B 17/023; A43B 17/026; A43B 17/03; A43B 17/08; A43B 17/10; A43B 17/102; A43B 17/105; A43B 17/107; A43B 17/18; A43B 19/00

See application file for complete search history.

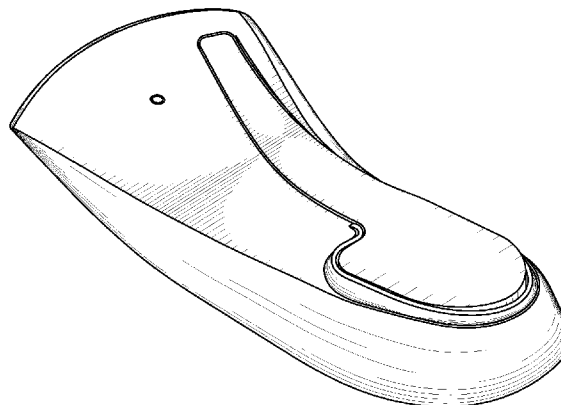
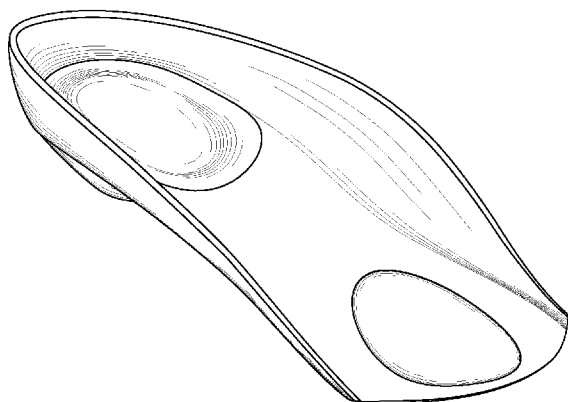
(56) **References Cited**  
U.S. PATENT DOCUMENTS  
1,972,776 A \* 9/1934 Hinder ..... A43B 7/141 36/161  
6,460,275 B1 10/2002 Bennett et al.  
(Continued)  
FOREIGN PATENT DOCUMENTS  
TW M365165 U1 9/2009  
OTHER PUBLICATIONS  
PCT Written Opinion of the International Searching Authority for International Application No. PCT/IB20151002316 mailed Mar. 22, 2016.  
*Primary Examiner* — Elizabeth J Oswecki  
(74) *Attorney, Agent, or Firm* — Sutherland Asbill & Brennan LLP

(57) **CLAIM**  
The ornamental design for an orthotic insole with attachable angle insert, as shown and described.

**DESCRIPTION**

FIG. 1 is a top perspective view of an orthotic insole with attachable angle insert, showing our new design;  
FIG. 2 is a bottom perspective view thereof;  
FIG. 3 is a top view thereof;  
FIG. 4 is a bottom view thereof;  
FIG. 5 is a side view thereof;  
FIG. 6 is another side view thereof;  
FIG. 7 is a front view thereof;  
FIG. 8 is a rear view thereof;  
FIG. 9 is a bottom perspective view thereof with the angle insert removed; and,  
FIG. 10 is a bottom perspective view of the angle insert shown separately for ease of illustration.

**1 Claim, 4 Drawing Sheets**



(56)

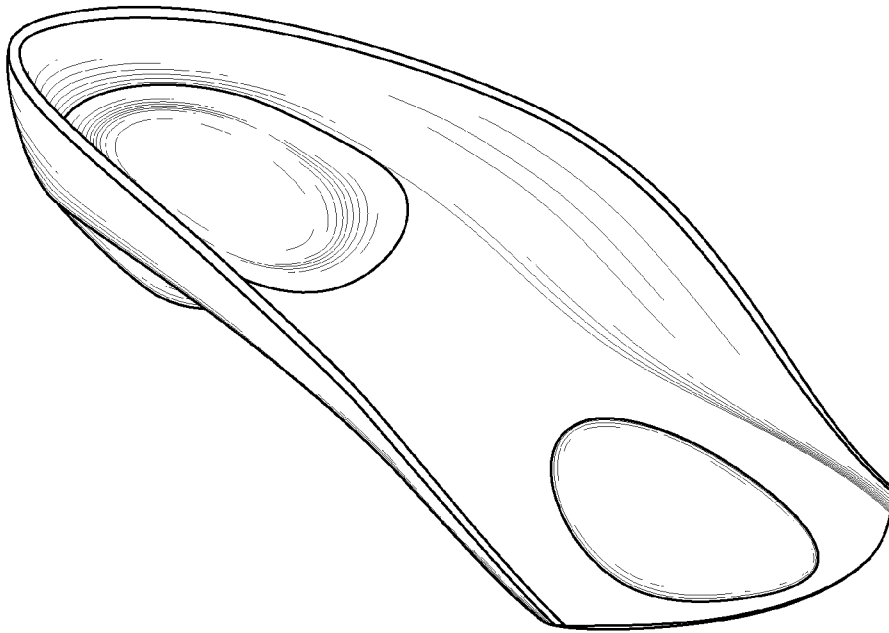
References Cited

U.S. PATENT DOCUMENTS

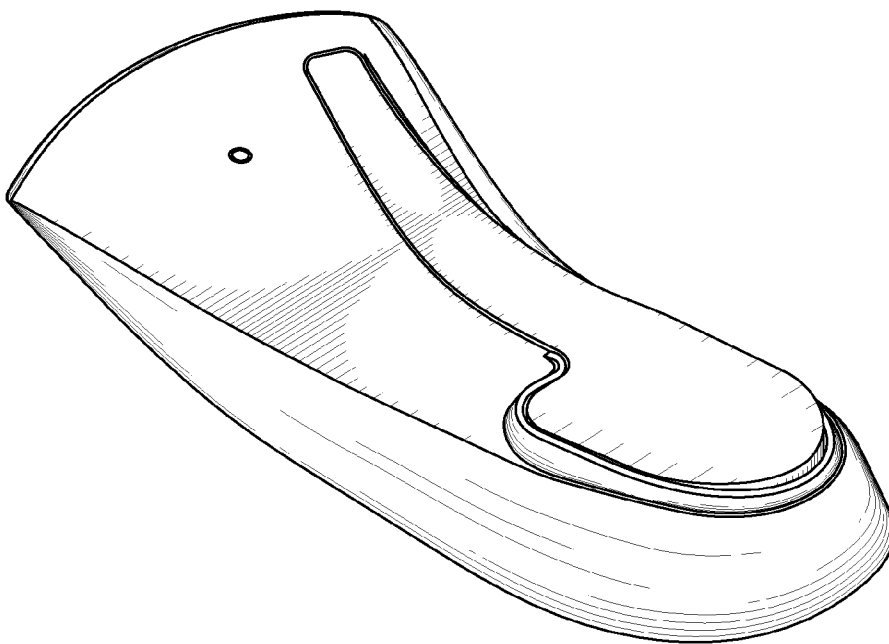
6,773,743 B1 8/2004 Singer  
D602,238 S \* 10/2009 Avent ..... D2/961  
D617,086 S \* 6/2010 Avent ..... D2/961  
D681,321 S \* 5/2013 Martinez ..... D2/961  
D695,506 S \* 12/2013 Faux ..... D2/961  
D729,508 S \* 5/2015 Haasteren ..... D2/961  
D729,509 S \* 5/2015 Lee ..... D2/961

D731,770 S \* 6/2015 Barr ..... D2/961  
D734,012 S \* 7/2015 Zsolcsak ..... D2/961  
D736,510 S \* 8/2015 Basile ..... D2/961  
D743,682 S \* 11/2015 Bae ..... D2/961  
D745,177 S \* 12/2015 Bauerfeind ..... D2/961  
D745,178 S \* 12/2015 Bauerfeind ..... D2/961  
D745,179 S \* 12/2015 Bauerfeind ..... D2/961  
D747,861 S \* 1/2016 Cipriani ..... D2/961  
D753,908 S \* 4/2016 Vasyli ..... D2/961  
2002/0007569 A1 1/2002 Crane et al.

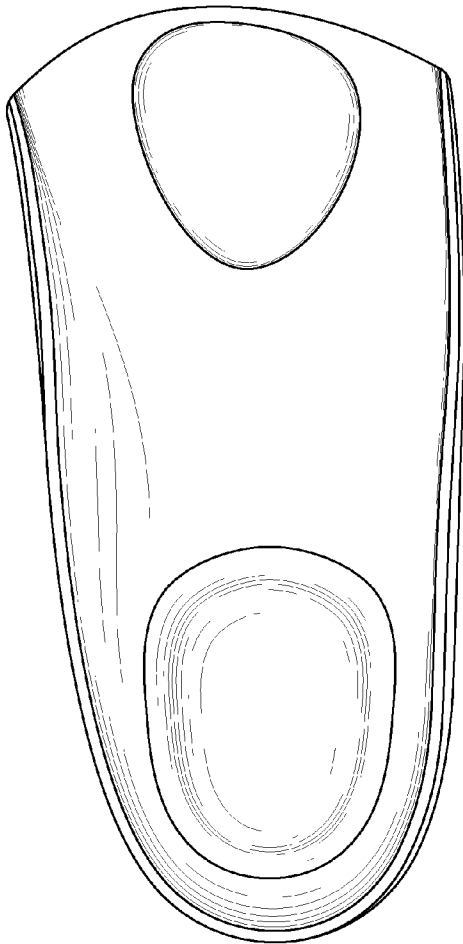
\* cited by examiner



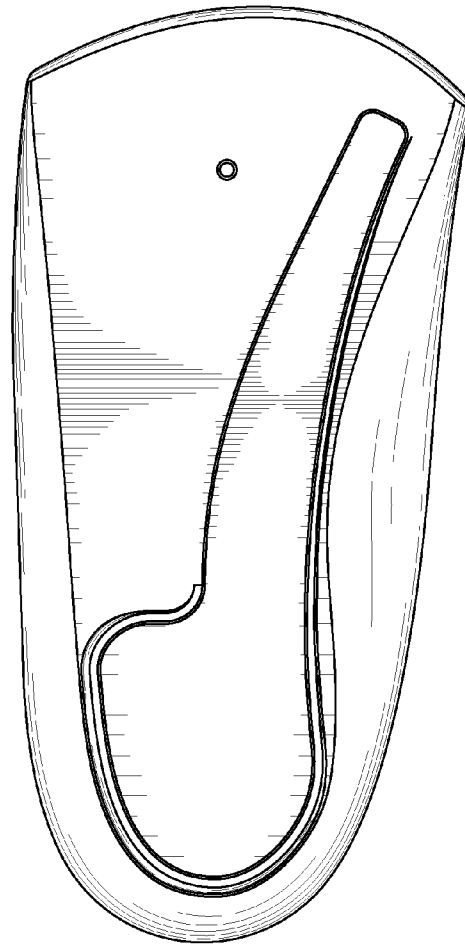
**FIG. 1**



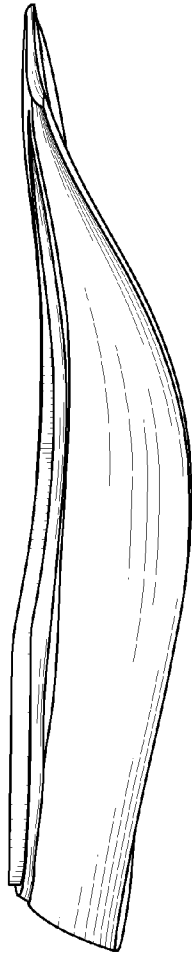
**FIG. 2**



**FIG. 3**



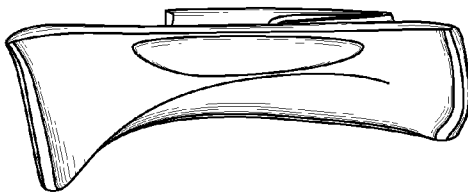
**FIG. 4**



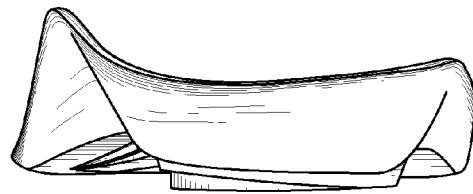
**FIG. 5**



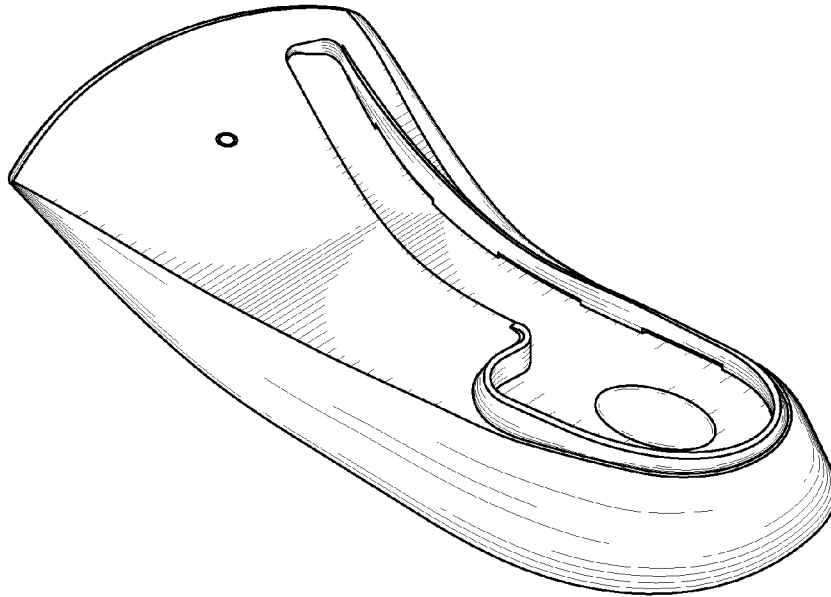
**FIG. 6**



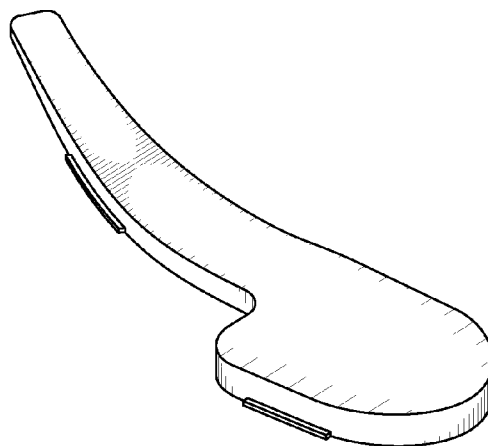
**FIG. 7**



**FIG. 8**



**FIG. 9**



**FIG. 10**