



US00D747609S

(12) **United States Design Patent**  
**Watkins**

(10) **Patent No.:** **US D747,609 S**

(45) **Date of Patent:** **\*\* Jan. 19, 2016**

(54) **BRUSH HEAD IN COLOR**

(71) Applicant: **KONINKLIJKE PHILIPS N.V.**,  
Eindhoven (NL)

(72) Inventor: **Benjamin Raymond Watkins**, Seattle,  
WA (US)

(73) Assignee: **KONINKLIJKE PHILIPS N.V.**,  
Eindhoven (NL)

(\*\*) Term: **14 Years**

(21) Appl. No.: **29/496,058**

(22) Filed: **Jul. 9, 2014**

(30) **Foreign Application Priority Data**

Jun. 24, 2014 (EM) ..... 002488676-0001

(51) **LOC (10) CL.** ..... **04-02**

(52) **U.S. Cl.**  
USPC ..... **D4/101**

(58) **Field of Classification Search**

USPC ..... D4/100-102, 104, 105, 108-113;  
D24/152, 176; 15/167.1-167.2;  
32/308-311

CPC ..... A46B 5/0095; A46B 15/0071; A46B  
15/0081; A46B 15/0087; A46B 2200/1066;  
A61C 15/048; A61C 17/34; A61C 17/222

See application file for complete search history.

(56) **References Cited**

U.S. PATENT DOCUMENTS

6,202,241 B1 \* 3/2001 Hassell ..... A46B 9/045  
15/167.1  
D451,678 S \* 12/2001 Weihrauch ..... D4/104

D459,892 S \* 7/2002 Eliav ..... D4/101  
D502,320 S \* 3/2005 Fattori ..... D4/101  
D517,325 S \* 3/2006 Black ..... D4/108  
D611,712 S \* 3/2010 Stoerkel ..... D4/104  
D642,802 S \* 8/2011 Bartschi ..... D4/104  
D652,626 S \* 1/2012 Gebski ..... D4/101  
D653,035 S \* 1/2012 Gebski ..... D4/101  
D657,565 S \* 4/2012 Gebski ..... D4/101  
D688,045 S \* 8/2013 Key ..... D4/101  
D715,057 S \* 10/2014 Adriaenssen ..... D4/101  
D724,845 S \* 3/2015 Yoshida ..... D4/101

\* cited by examiner

*Primary Examiner* — Keli L Hill

(57) **CLAIM**

The ornamental design for an brush head in color, as shown and described.

**DESCRIPTION**

The file of this patent contains at least one drawing/photograph executed in color. Copies of this patent with color drawing(s)/photograph(s) will be provided by the Office Upon request and payment of the necessary fee.

FIG. 1 is a perspective view showing my design;

FIG. 2 is a front elevational view thereof;

FIG. 3 is a rear elevational view thereof;

FIG. 4 is a right side elevational view thereof;

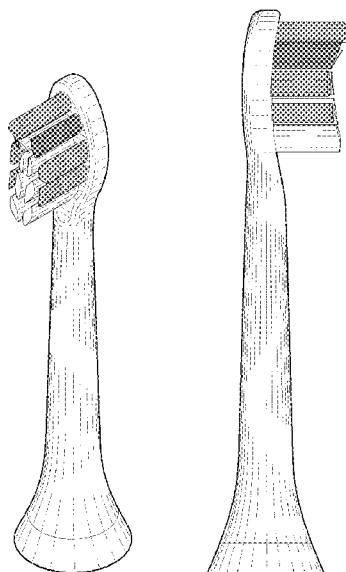
FIG. 5 is a left side elevational view thereof;

FIG. 6 is a top plan view thereof; and,

FIG. 7 is a bottom plan view thereof.

The broken lines in the drawings illustrate portions of the brush head in color form no part of the claimed design.

**1 Claim, 3 Drawing Sheets**  
**(3 of 3 Drawing Sheet(s) Filed in Color)**



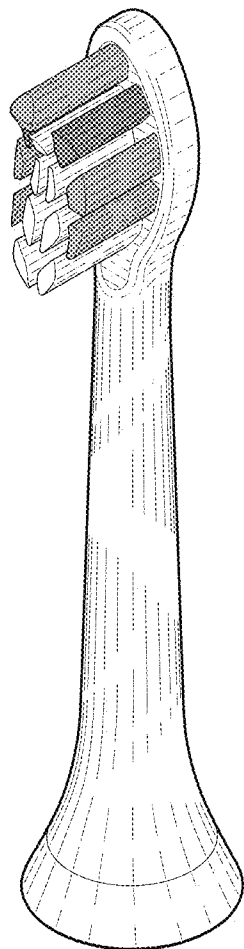


FIG. 1

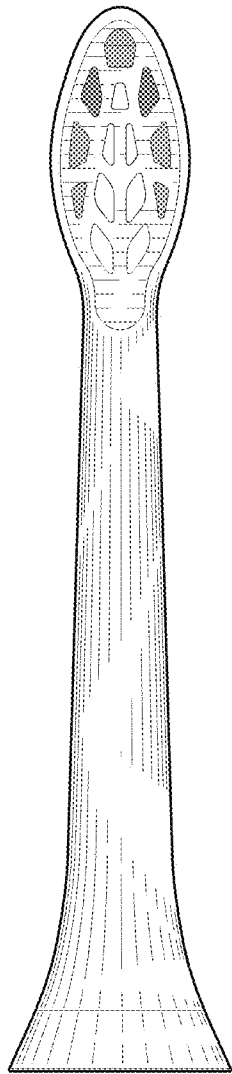


FIG. 2

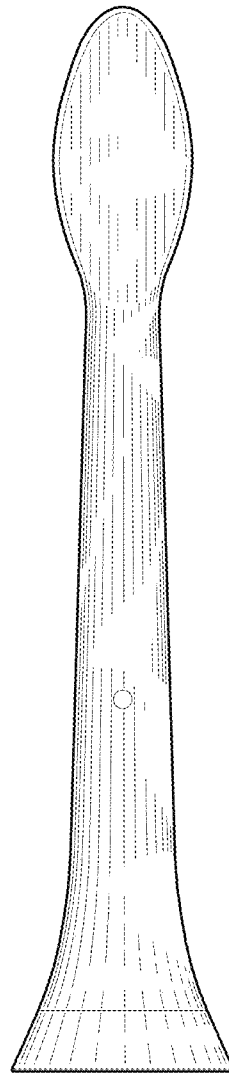


FIG. 3

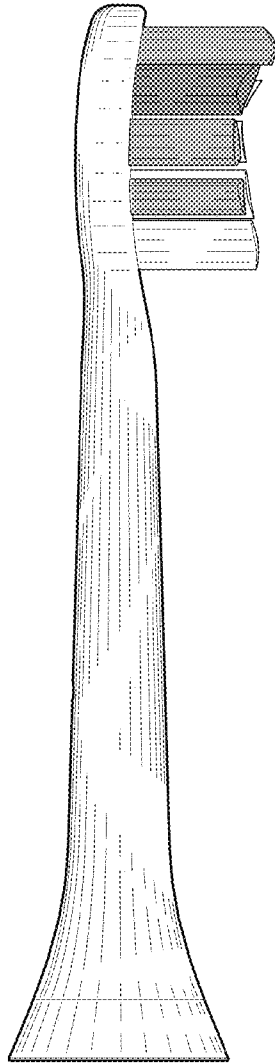


FIG. 4

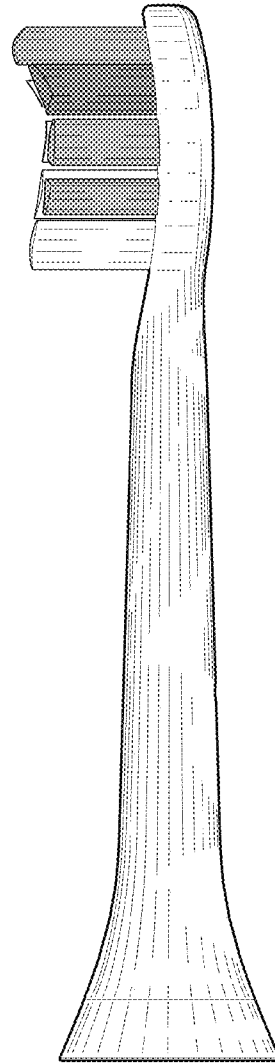


FIG. 5

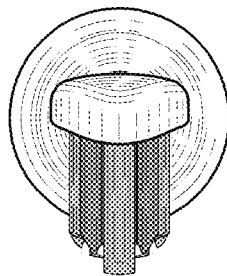


FIG. 6

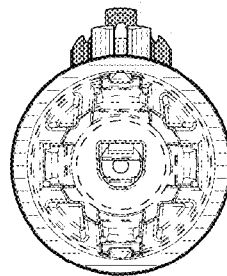


FIG. 7