

[54] SELF-RELEASING WALL MOUNTED HOOK

[76] Inventor: **Randall C. Schreib**, 3921 S. 322nd St., Auburn, Wash. 98001

[**] Term: **14 Years**

[21] Appl. No.: **445,330**

[22] Filed: **Dec. 4, 1989**

[52] U.S. Cl. **D8/367; D8/373**

[58] Field of Search **D8/267, 270, 349; 248/293, 294, 304; 294/83, 83.31, 82.84**

[56] **References Cited**

U.S. PATENT DOCUMENTS

D. 49,317	7/1916	Shultz	D6/323
61,590	1/1869	Whitmarsh et al.	248/294
D. 145,813	10/1946	Marsh	38/367
D. 294,309	2/1988	Tegner	D6/323
434,343	8/1890	Katherman	248/294
483,421	9/1892	Butler	294/82.31 X
631,860	8/1899	Porter	248/294
641,893	1/1900	Roberts	248/293 X
936,899	10/1909	Hartenbach	248/294
1,200,736	10/1916	LaGanke	248/294
1,352,982	9/1920	Lüthi	294/82.31
1,777,119	9/1930	Homoly	294/82.3 X
2,761,394	9/1956	Cantrell et al.	294/82.31 X
2,769,654	11/1956	Humphrey	294/82.31

3,055,693	9/1968	Lowrie	294/82.31 X
3,385,547	5/1968	West	248/294 X
4,051,953	1/1977	Shoaf	248/293 X
4,095,833	6/1978	Lewis	294/82.31 X
4,590,882	5/1986	Murphy	294/82.34 X
4,750,697	6/1988	Tontarelli	248/304 X

FOREIGN PATENT DOCUMENTS

594698	3/1960	Canada	248/293
1087342	8/1953	France	248/293

Primary Examiner—Horace B. Fay, Jr.
Attorney, Agent, or Firm—Glenn D. Bellamy

[57] **CLAIM**

The ornamental design for a self-releasing wall mounted hook, as shown and described.

DESCRIPTION

FIG. 1 is a front, top and right side perspective view of a self-releasing, wall mounted hook showing my new design;

FIG. 2 is a front, top and right side perspective view thereof, with the hook in a released position;

FIGS. 3 and 4 are respectively front and rear elevational views thereof;

FIGS. 5 and 6 are respectively left and right side elevational views thereof; and

FIGS. 7 and 8 are respectively top and bottom plan views thereof, with the hook in an upright position.

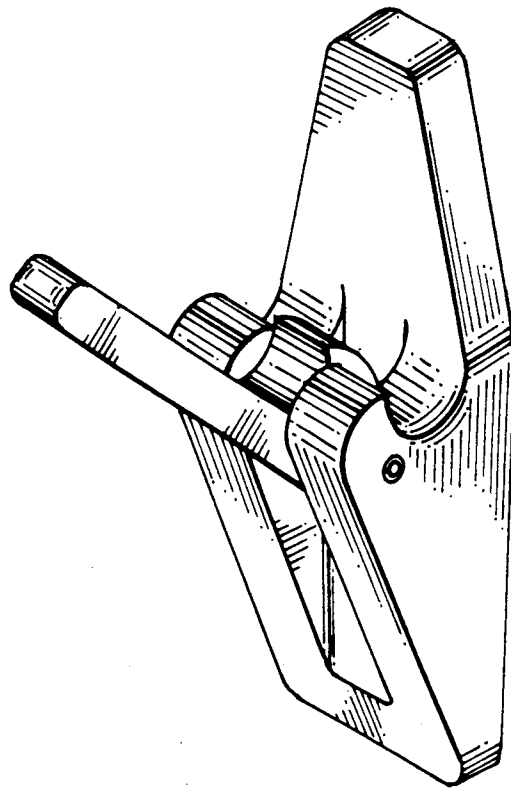
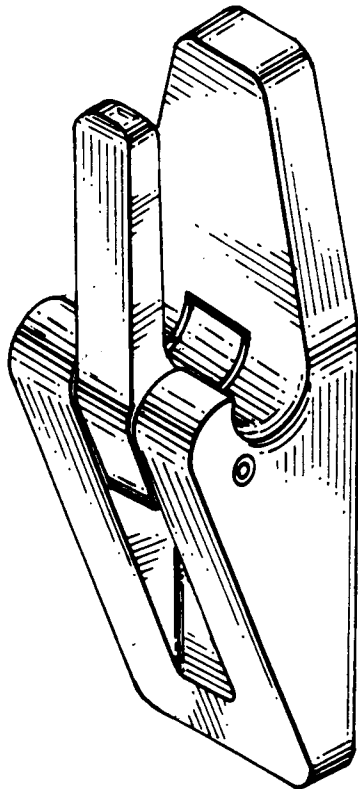


Fig. 1

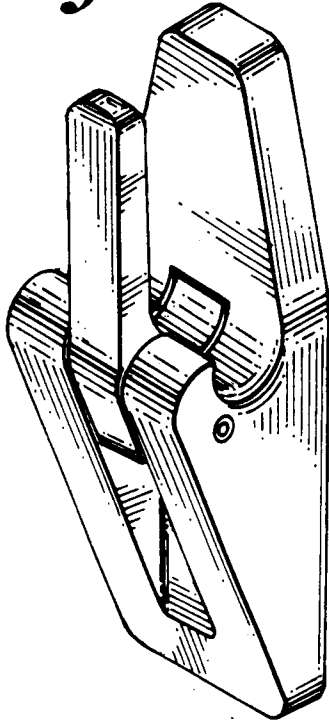


Fig. 2

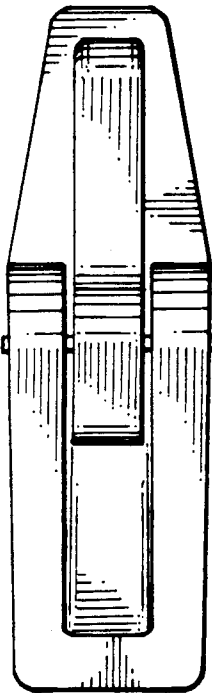
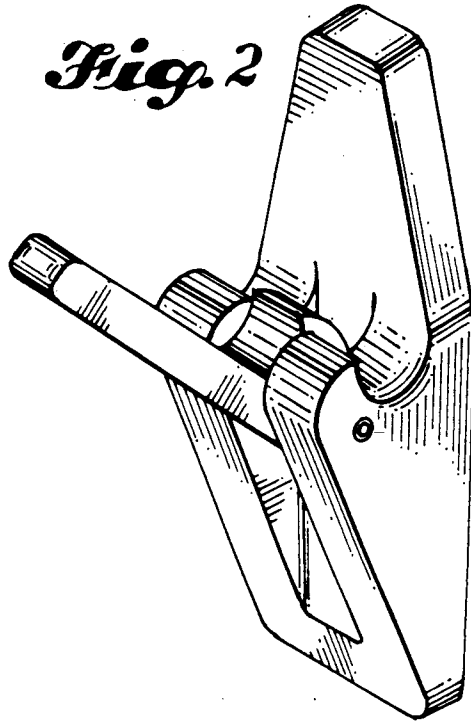


Fig. 3




Fig. 4

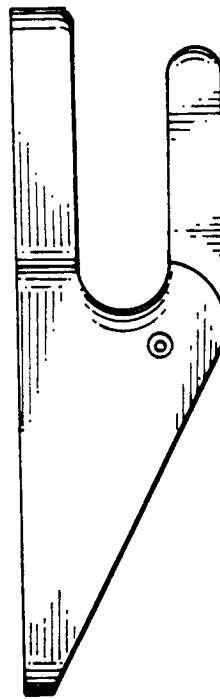


Fig. 5

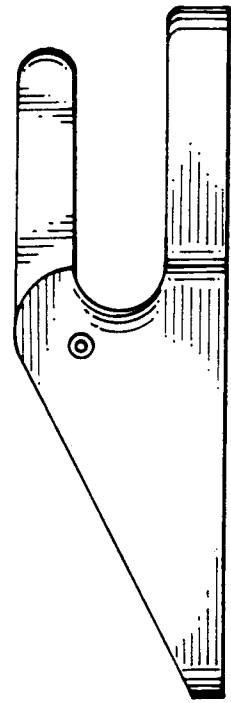


Fig. 6

Fig. 7




Fig. 8

