



US00D341684S

# United States Patent [19]

[11] Patent Number: **Des. 341,684**

Wall et al.

[45] Date of Patent: **\*\* Nov. 23, 1993**

[54] **TRASH REMOVAL SKIMMER TOOL FOR SWIMMING POOLS**

[75] Inventors: **Edward L. Wall, Manatee; Frank L. Wall; Paul E. Beale, both of Columbus, all of Miss.**

[73] Assignee: **Frank L. Wall, Columbus, Miss.**

[\*\*] Term: **14 Years**

[21] Appl. No.: **420**

[22] Filed: **Oct. 14, 1992**

### Related U.S. Application Data

[63] Continuation-in-part of Ser. No. 542,400, Jun. 22, 1990, Pat. No. Des. 330,444.

[52] U.S. Cl. .... **D32/35**

[58] Field of Search ..... **D32/35, 40; D22/135; D7/667; 15/1.7; 210/169, 416.2, 470-471, 474, 495, 776**

### [56] References Cited

#### U.S. PATENT DOCUMENTS

D. 254,529	3/1980	Arnoff .....	D7/667
D. 304,630	11/1989	Jones et al. ....	D32/40
D. 316,619	4/1991	Richardson et al. ....	D32/35
3,863,237	1/1975	Doerr .....	15/1.7
4,152,801	5/1979	Lieber .....	15/1.7

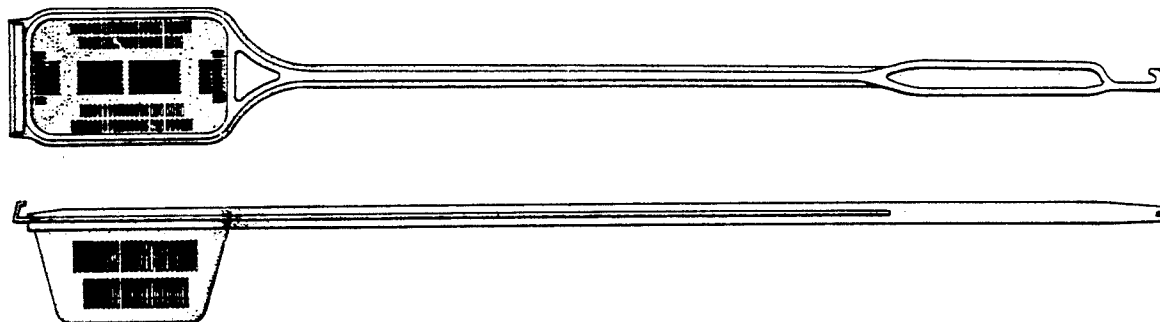
*Primary Examiner*—Wallace R. Burke  
*Assistant Examiner*—Lavone D. Tabor  
*Attorney, Agent, or Firm*—Mason, Fenwick & Lawrence

### [57] CLAIM

The ornamental design for a trash removal skimmer tool for swimming pools, as shown.

### DESCRIPTION

FIG. 1 is a top plan view of a trash removal skimmer tool for swimming pools embodying our new and ornamental design;  
FIG. 2 is a front elevation view thereof;  
FIG. 3 is a bottom plan view thereof;  
FIG. 4 is a rear elevation view thereof;  
FIG. 5 is a left end elevation view thereof; and,  
FIG. 6 is a right end elevation view thereof.



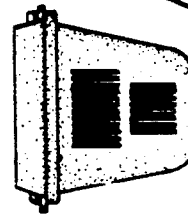
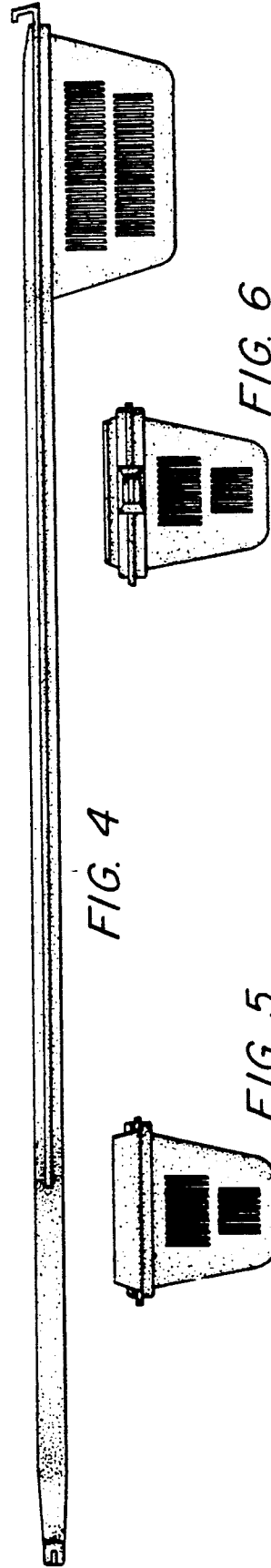
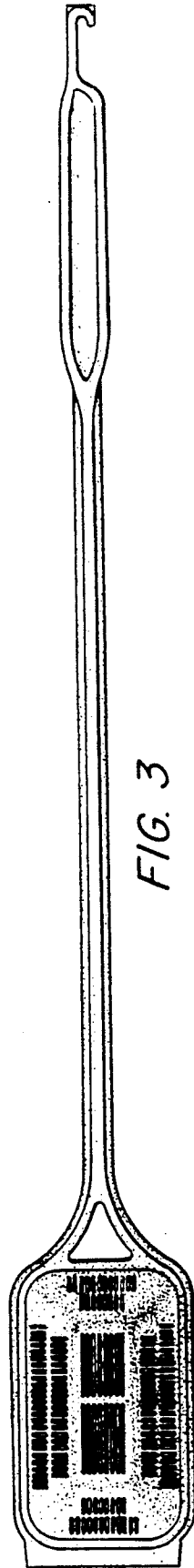

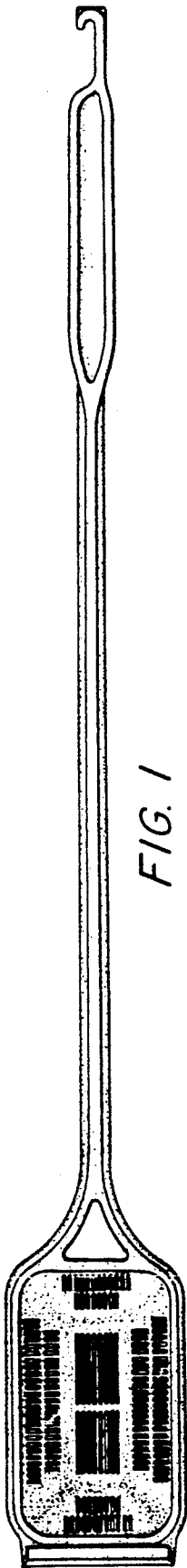


FIG. 4

FIG. 5

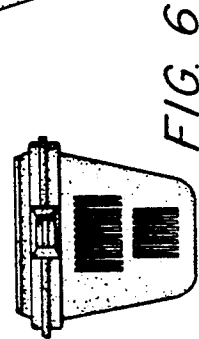


FIG. 6