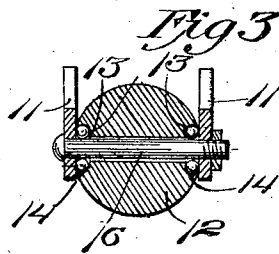
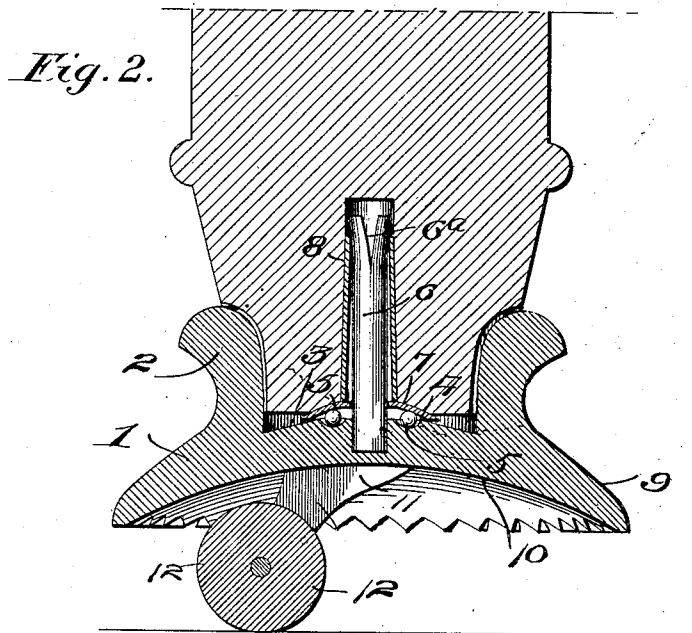
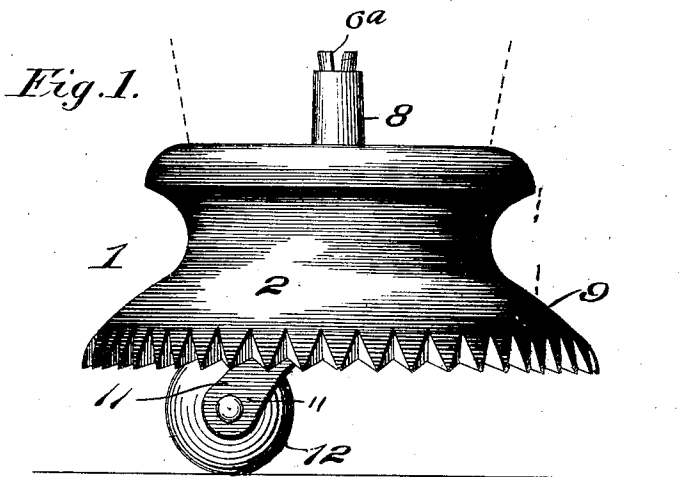


No. 766,068.

PATENTED JULY 26, 1904.

A. B. SHEFFIELD.  
CASTER FOR BEDSTEADS, &c.  
APPLICATION FILED APR. 10, 1903.

NO MODEL.



Witnesses:  
*J. H. Bennett*  
*W. M. Shaffer*

Inventor:  
*Abner Barto Sheffield*

# UNITED STATES PATENT OFFICE.

ABNER BARTO SHEFFIELD, OF ALBANY, GEORGIA.

## CASTER FOR BEDSTEADS, &c.

SPECIFICATION forming part of Letters Patent No. 766,068, dated July 26, 1904.

Application filed April 10, 1903. Serial No. 152,010. (No model.)

*To all whom it may concern:*

Be it known that I, ABNER BARTO SHEFFIELD, a citizen of the United States, residing at Albany, in the county of Dougherty and State of Georgia, have invented a new and useful Caster for Bedsteads, &c., of which the following is a specification.

My invention relates to improvements in casters, and is more especially designed for use in bedsteads to receive the legs thereof; and it consists in the construction, combination, and arrangement of parts, as will be hereinafter described, and more particularly pointed out in the claim.

In the accompanying drawings, Figure 1 is a plan view of my invention. Fig. 2 shows a sectional detail. Fig. 3 is a view of the rotating ball and coating parts.

Referring to the drawings, numeral 1 designates a receptacle having a surrounding wall 2, provided with a convex bottom 3, in which is formed a raceway 4, having balls 5 mounted therein for a purpose presently to be explained. Secured to the central portion of the convex bottom 3 is a spindle 6, which extends above the surrounding surface of the receptacle 1 and has at its upper end a split 6<sup>a</sup>, over which is slidably mounted a concavo-convex disk 7, so as to be seated on the convex bottom 3. The leg of the bedstead is provided with a sleeve 8, which extends into an opening in said leg and is adapted to be passed over the spindle 6, so that the central portion of the lower surface of the leg will rest directly on the convex portion of the disk 7. The surrounding wall of the receptacle 1 is provided with a curved extension 9, formed by a continuation of the wall and having a concave surface, the surrounding edges of which may be provided with scallops, as shown. Secured to the central surface of the concave portion of the extension 9 is a bifurcated hanger 11, between the forks of which is interposed a ball-roller 12, provided on opposite sides with raceways 13, having balls 14 mounted therein, said balls being held in position by the inner walls of the forks 11 of said hanger and by means of a bolt 16 passing through suitable openings in

the forks, said bolt also serving as a bearing for the balls in the raceway when the same is rotated by the rotation of the ball-caster 12.

I wish it to be understood that the leg of the bedstead is loosely mounted in the receptacle, as shown in Fig. 1, and has a surrounding space between it and the inner wall of the receptacle and that one portion of the lower end surface of the leg rests entirely on the convex portion of the disk and remains unmovable thereon while the balls revolve in the raceway and on the concave portion of the disk. When the ball-caster is operated, the spindle turns in the sleeve during the movement of the ball-caster, as said sleeve is a permanent fixture when mounted in the leg, and when passed over the spindle its lower end comes in contact with the convex portion of the disk, which renders it fixed or unmovable on the disk.

Having described my invention, what I claim as new is—

A caster for bedsteads comprising a receptacle provided with a convex bottom having a surrounding wall extending above the same, a spindle secured centrally to the bottom, a raceway in said bottom having balls therein surrounding the spindle, a concavo-convex disk detachably mounted on the spindle and having its concavo portion coating with said balls of the raceway, a sleeve detachably connected to the spindle and having its lower end bearing on the convex portion of the disk whereby to hold the same in contact with said balls in said raceway when said sleeve is secured to an opening in the end of a bedpost, said receptacle being also provided with a curved extension arranged laterally from the receptacle and having a concave under surface portion, and a ball-roller secured to said concave portion, substantially as specified.

In testimony whereof I have signed my name to this specification in the presence of two subscribing witnesses.

ABNER BARTO SHEFFIELD.

Witnesses:

T. H. VENTULET,  
D. W. SHAFFER.