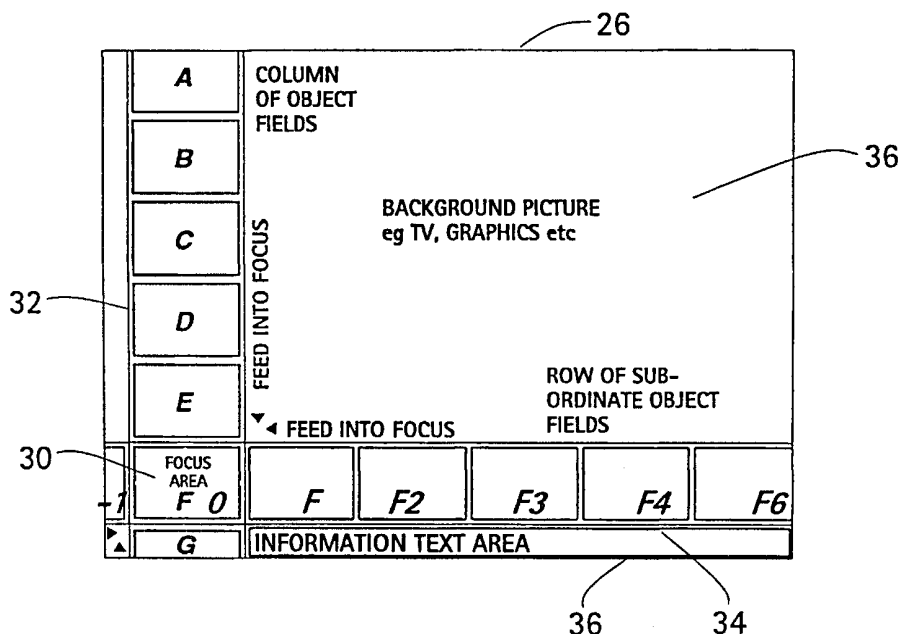




## INTERNATIONAL APPLICATION PUBLISHED UNDER THE PATENT COOPERATION TREATY (PCT)

<b>(51) International Patent Classification <sup>7</sup> :</b> <b>G06F 3/033</b>	<b>A1</b>	<b>(11) International Publication Number:</b> <b>WO 00/65429</b>  <b>(43) International Publication Date:</b> 2 November 2000 (02.11.00)		
<table style="width: 100%; border: none;"> <tr> <td style="width: 50%; vertical-align: top; border: none; padding: 5px;"> <b>(21) International Application Number:</b> PCT/EP00/03637  <b>(22) International Filing Date:</b> 20 April 2000 (20.04.00)   <b>(30) Priority Data:</b>            9901443-3      22 April 1999 (22.04.99)      SE   <b>(71) Applicant (for all designated States except US):</b> NOKIA MULTIMEDIA TERMINALS OY [FI/FI]; Keilalahdentie 4, FIN-02150 Espoo (FI).   <b>(72) Inventors; and</b>  <b>(75) Inventors/Applicants (for US only):</b> TÖRNQVIST, Tomas [SE/SE]; Slevringevägen 10, S-597 31 Ätvidaberg (SE). MARMOLIN, Hans [SE/SE]; Nygatan 31A, S-58224 Linköping (SE). LINDBLOM, Kristofer [SE/SE]; Barnhemsgatan 12, S-58228 Linköping (SE). LINDBLOM, Jakob [SE/SE]; Arrendegatan 37, S-58131 Linköping (SE). AHLSTRÖM, Bengt [SE/SE]; Varbruksgatan 25, S-58332 Linköping (SE).   <b>(74) Agent:</b> STENDEL, Klaus; Nokia GmbH, Patent Department, Meesmannstrasse 103, D-44807 Bochum (DE).         </td> <td style="width: 50%; vertical-align: top; border: none; padding: 5px;"> <b>(81) Designated States:</b> AE, AL, AM, AT, AU, AZ, BA, BB, BG, BR, BY, CA, CH, CN, CR, CU, CZ, DE, DK, DM, EE, ES, FI, GB, GD, GE, GH, GM, HR, HU, ID, IL, IN, IS, JP, KE, KG, KP, KR, KZ, LC, LK, LR, LS, LT, LU, LV, MA, MD, MG, MK, MN, MW, MX, NO, NZ, PL, PT, RO, RU, SD, SE, SG, SI, SK, SL, TJ, TM, TR, TT, TZ, UA, UG, US, UZ, VN, YU, ZA, ZW, ARIPO patent (GH, GM, KE, LS, MW, SD, SL, SZ, TZ, UG, ZW), Eurasian patent (AM, AZ, BY, KG, KZ, MD, RU, TJ, TM), European patent (AT, BE, CH, CY, DE, DK, ES, FI, FR, GB, GR, IE, IT, LU, MC, NL, PT, SE), OAPI patent (BF, BJ, CF, CG, CI, CM, GA, GN, GW, ML, MR, NE, SN, TD, TG).   <b>Published</b>  <i>With international search report.</i>  <i>Before the expiration of the time limit for amending the claims and to be republished in the event of the receipt of amendments.</i> </td> </tr> </table>			<b>(21) International Application Number:</b> PCT/EP00/03637 <b>(22) International Filing Date:</b> 20 April 2000 (20.04.00)  <b>(30) Priority Data:</b> 9901443-3      22 April 1999 (22.04.99)      SE  <b>(71) Applicant (for all designated States except US):</b> NOKIA MULTIMEDIA TERMINALS OY [FI/FI]; Keilalahdentie 4, FIN-02150 Espoo (FI).  <b>(72) Inventors; and</b> <b>(75) Inventors/Applicants (for US only):</b> TÖRNQVIST, Tomas [SE/SE]; Slevringevägen 10, S-597 31 Ätvidaberg (SE). MARMOLIN, Hans [SE/SE]; Nygatan 31A, S-58224 Linköping (SE). LINDBLOM, Kristofer [SE/SE]; Barnhemsgatan 12, S-58228 Linköping (SE). LINDBLOM, Jakob [SE/SE]; Arrendegatan 37, S-58131 Linköping (SE). AHLSTRÖM, Bengt [SE/SE]; Varbruksgatan 25, S-58332 Linköping (SE).  <b>(74) Agent:</b> STENDEL, Klaus; Nokia GmbH, Patent Department, Meesmannstrasse 103, D-44807 Bochum (DE).	<b>(81) Designated States:</b> AE, AL, AM, AT, AU, AZ, BA, BB, BG, BR, BY, CA, CH, CN, CR, CU, CZ, DE, DK, DM, EE, ES, FI, GB, GD, GE, GH, GM, HR, HU, ID, IL, IN, IS, JP, KE, KG, KP, KR, KZ, LC, LK, LR, LS, LT, LU, LV, MA, MD, MG, MK, MN, MW, MX, NO, NZ, PL, PT, RO, RU, SD, SE, SG, SI, SK, SL, TJ, TM, TR, TT, TZ, UA, UG, US, UZ, VN, YU, ZA, ZW, ARIPO patent (GH, GM, KE, LS, MW, SD, SL, SZ, TZ, UG, ZW), Eurasian patent (AM, AZ, BY, KG, KZ, MD, RU, TJ, TM), European patent (AT, BE, CH, CY, DE, DK, ES, FI, FR, GB, GR, IE, IT, LU, MC, NL, PT, SE), OAPI patent (BF, BJ, CF, CG, CI, CM, GA, GN, GW, ML, MR, NE, SN, TD, TG).  <b>Published</b> <i>With international search report.</i> <i>Before the expiration of the time limit for amending the claims and to be republished in the event of the receipt of amendments.</i>
<b>(21) International Application Number:</b> PCT/EP00/03637 <b>(22) International Filing Date:</b> 20 April 2000 (20.04.00)  <b>(30) Priority Data:</b> 9901443-3      22 April 1999 (22.04.99)      SE  <b>(71) Applicant (for all designated States except US):</b> NOKIA MULTIMEDIA TERMINALS OY [FI/FI]; Keilalahdentie 4, FIN-02150 Espoo (FI).  <b>(72) Inventors; and</b> <b>(75) Inventors/Applicants (for US only):</b> TÖRNQVIST, Tomas [SE/SE]; Slevringevägen 10, S-597 31 Ätvidaberg (SE). MARMOLIN, Hans [SE/SE]; Nygatan 31A, S-58224 Linköping (SE). LINDBLOM, Kristofer [SE/SE]; Barnhemsgatan 12, S-58228 Linköping (SE). LINDBLOM, Jakob [SE/SE]; Arrendegatan 37, S-58131 Linköping (SE). AHLSTRÖM, Bengt [SE/SE]; Varbruksgatan 25, S-58332 Linköping (SE).  <b>(74) Agent:</b> STENDEL, Klaus; Nokia GmbH, Patent Department, Meesmannstrasse 103, D-44807 Bochum (DE).	<b>(81) Designated States:</b> AE, AL, AM, AT, AU, AZ, BA, BB, BG, BR, BY, CA, CH, CN, CR, CU, CZ, DE, DK, DM, EE, ES, FI, GB, GD, GE, GH, GM, HR, HU, ID, IL, IN, IS, JP, KE, KG, KP, KR, KZ, LC, LK, LR, LS, LT, LU, LV, MA, MD, MG, MK, MN, MW, MX, NO, NZ, PL, PT, RO, RU, SD, SE, SG, SI, SK, SL, TJ, TM, TR, TT, TZ, UA, UG, US, UZ, VN, YU, ZA, ZW, ARIPO patent (GH, GM, KE, LS, MW, SD, SL, SZ, TZ, UG, ZW), Eurasian patent (AM, AZ, BY, KG, KZ, MD, RU, TJ, TM), European patent (AT, BE, CH, CY, DE, DK, ES, FI, FR, GB, GR, IE, IT, LU, MC, NL, PT, SE), OAPI patent (BF, BJ, CF, CG, CI, CM, GA, GN, GW, ML, MR, NE, SN, TD, TG).  <b>Published</b> <i>With international search report.</i> <i>Before the expiration of the time limit for amending the claims and to be republished in the event of the receipt of amendments.</i>			

**(54) Title:** METHOD AND AN ARRANGEMENT FOR SCROLLABLE CROSS POINT NAVIGATION IN A USER INTERFACE

**(57) Abstract**

The invention relates to a method and an arrangement (10) for scrollable cross point navigation on a user interface (26) in order to select a feature by combining object fields. Bars (32, 34), where at least one of them is scrollable, have object fields which overlap and combine each other when scrolled or put to a visible focus area (30) in the user interface at the cross point of the bars (32, 34). Object fields in the focus area (30) select a feature connected to a combination of fields, which is chosen by a confirmation action.

**FOR THE PURPOSES OF INFORMATION ONLY**

Codes used to identify States party to the PCT on the front pages of pamphlets publishing international applications under the PCT.

AL	Albania	ES	Spain	LS	Lesotho	SI	Slovenia
AM	Armenia	FI	Finland	LT	Lithuania	SK	Slovakia
AT	Austria	FR	France	LU	Luxembourg	SN	Senegal
AU	Australia	GA	Gabon	LV	Latvia	SZ	Swaziland
AZ	Azerbaijan	GB	United Kingdom	MC	Monaco	TD	Chad
BA	Bosnia and Herzegovina	GE	Georgia	MD	Republic of Moldova	TG	Togo
BB	Barbados	GH	Ghana	MG	Madagascar	TJ	Tajikistan
BE	Belgium	GN	Guinea	MK	The former Yugoslav Republic of Macedonia	TM	Turkmenistan
BF	Burkina Faso	GR	Greece			TR	Turkey
BG	Bulgaria	HU	Hungary	ML	Mali	TT	Trinidad and Tobago
BJ	Benin	IE	Ireland	MN	Mongolia	UA	Ukraine
BR	Brazil	IL	Israel	MR	Mauritania	UG	Uganda
BY	Belarus	IS	Iceland	MW	Malawi	US	United States of America
CA	Canada	IT	Italy	MX	Mexico	UZ	Uzbekistan
CF	Central African Republic	JP	Japan	NE	Niger	VN	Viet Nam
CG	Congo	KE	Kenya	NL	Netherlands	YU	Yugoslavia
CH	Switzerland	KG	Kyrgyzstan	NO	Norway	ZW	Zimbabwe
CI	Côte d'Ivoire	KP	Democratic People's Republic of Korea	NZ	New Zealand		
CM	Cameroon			PL	Poland		
CN	China	KR	Republic of Korea	PT	Portugal		
CU	Cuba	KZ	Kazakstan	RO	Romania		
CZ	Czech Republic	LC	Saint Lucia	RU	Russian Federation		
DE	Germany	LI	Liechtenstein	SD	Sudan		
DK	Denmark	LK	Sri Lanka	SE	Sweden		
EE	Estonia	LR	Liberia	SG	Singapore		

## Method and an arrangement for scrollable cross point navigation in a user interface

### Technical field

The present invention pertains to a method and an arrangement for scrollable cross point navigation in a user interface in order to select a feature by combining two object fields each belonging to each one bar.

### Prior art

Traditional selection of services or adjustment of, for example, TV, set-top box, domestic appliances settings, and other like device settings has the disadvantage of covering an entire display area and requiring a lot of key-presses. This constitutes a major problem for most users of such equipment, but especially for disabled persons and those who are unfamiliar with or unsecured in setting electronic devices, or in reading manuals.

Another problem with today device settings, relating to manuals, is the language used in the manuals. It is often written in a technical logic language easy to understand for a technician, but perhaps hard to grasp for others.

Furthermore, some devices sold do not have a manual teaching settings in a language of a buyer of the same, or in a language of a non-native purchaser. Still further, it is a well known fact that remote control devices, such as for the setting of TV-sets, are crowded with keys, and that the design of key pads is different between different manufactures of like devices.

Hence, it is believed that an easy interface for setting of appliances is needed to overcome drawbacks and problems related to today appliance control interfaces.

### Summary of the described invention

An aspect of the present invention is to provide a method and an arrangement that brings a solution to above problems and others related to the setting of appliances controlled by remote control devices such as wireless and pointing devices or even voice control devices. Suitable appliances to be controlled are amongst others, e.g. television sets, satellite receivers, set-top boxes, computers, household equipment, telephones, mobile phones, personal digital assistants, CD-players, stereo equipment etc, especially appliances provided with user interfaces such as display screens for interaction with remote control and other key pad devices.

In order to present a solution to said problems the present invention sets forth a method for scrollable cross point navigation on a user interface in order to select a feature by combining two object fields. Two bars are provided, where at least one of them is scrollable, each of them having at least one object field which overlap and  
5 combine each other when scrolled to a visible focus area in the user interface at the cross point of the bars. Thus, it is accomplished that object fields in the focus area select a feature connected to the combination of fields when chosen by a confirmation action.

In one embodiment of the invention, one feature function is defined as a sub  
10 cross point navigation method, i.e., another level of scrollable cross point navigation.

Another embodiment of the invention provides object fields that are visible, but where some may be invisible object fields in the bars, which are connected in a cyclic manner to each other.

Scrolling is accomplished by feeding or “zapping” up and down or left or right  
15 in order to move objects to the focus.

In still another embodiment an information field is displayed in the user interface comprising text describing the feature connected to the focus area.

In yet another embodiment the focus area is marked.

Yet another embodiment comprises that the bars are small thus making an  
20 image display on the screen possible even when all bars are visible. Also, the bars may be visibly transparent.

Preferably, in one embodiment, features in bar object fields are displayed in sequence in object fields in one of the bars when focus is confirmed.

An embodiment comprises that confirmation and scroll action is accomplished  
25 by actuating one of five function commands left, right, up, down, and OK or like confirmation.

In a further embodiment the focus area enables to show (bring about) all functions for any apparatus guided by cross point navigation through the function commands.

Furthermore, the present invention sets forth an arrangement for scrolled cross  
30 point navigation on a user interface in order to select a feature by combining two object fields, whereby it comprises:

two bars, where at least one of them is scrollable, each of them having at least one object field which overlap and combine each other when scrolled to a visible focus  
35 area in the user interface at the cross point of the bars; and

whereby object field means are used to select a feature connected to the combination of object fields in the focus area, which is chosen by confirmation and scrolling means.

One embodiment of the invention comprises that said object field means is an  
5 interaction interpreter between said input device and a graphic generator which is connected to a graphic library for creating the bars and by them comprised function features or finite features.

Another embodiment comprises that said object field means further include a content database connected to said graphic generator and a user interface objects  
10 database connected to said library and to said generator.

One embodiment includes that the arrangement according to the present invention is comprised in a set-top box.

The arrangement of the present invention is also able to accomplish embodiments of said method as claimed in the attached dependent arrangement claims.

#### 15 Brief description of the drawings

For a more complete understanding of the present invention and for further aspects and advantages thereof, reference may now be had to the following description taken in conjunction with the accompanying drawings, in which:

Fig. 1 is a schematic block diagram illustrating one embodiment of means used  
20 to accomplish an arrangement in accordance with the present invention; and

Fig. 2a and 2b schematically illustrating a user interface in accordance with the present invention.

#### Detailed description of preferred embodiments

The present invention relates to a method and an arrangement for scrollable  
25 cross point navigation on a user interface in order to select a feature comprised in a combination of two object fields. A cross point navigation ensures a creation of a system that allows a user of appliances such as digital TV set-top boxes to navigate and select different types of services in an easy way without disturbing the actual viewing experience of the user. It is also designed to assist the user in the forthcoming  
30 expansion of both TV-channels and digital TV Services. There is a clear need for a system allowing cross point navigation as described.

Henceforth describing embodiments of the present invention by way of the setting control of a digital TV set-top box, the present invention is not restricted to such appliances. All kind of appliances with key pads, wireless or other remote control

functions can make use of the present invention, especially if they are equipped with a user interface such as a screen or display area and other interfaces where the control of an appliances is visually prompted. A Cross point navigation system according to the present invention could be used in many other contexts where the display area is  
5 important to the user. The system could be displayed in infinite ways, allowing it to be adaptable for most cases of operation. Expansion possibilities of the system are unlimited which allows users to understand and interact with the system in very complex environments and still feel confident that they are in fully control of the interaction.

10 Cross point navigation is meant to allow a user of an appliance as much control as possible. Navigation principles according to the present invention allow the user to navigate to e.g. a TV channel or Service, herein described as features, desired with only four navigation keys on a remote control device. No confirmation is required until the requested object is in focus. This is accomplished by pressing, for example, an Ok  
15 button or the like on the remote control.

Also, cross point has the benefit of being easily adaptable by users. Interaction is self-explanatory and once a user has made a first selection it is obvious how to proceed with other system possibilities of it. Every step of the interaction provides an immediate feedback.

20 Illustrated in Fig. 1 is a schematic block diagram showing means used to accomplish an arrangement 10 in accordance with the present invention which in one embodiment of the invention comprises an UI objects database 12, a Graphic library 14, a Graphic generator 16, an Externally supplied data means 18, a Content database 20, an Interaction interpreter 22, an Input device 24, and a User Interface 26.

25 The Input device 24 depicted in Fig. 1 is a means for controlling a User Interface 26. It could amongst others be a remote control for a set-top box, a keyboard for a PC or a control panel for a microwave oven. When a user wants to change the setting of the Interface 26 it is manipulated to transmit a signal to an Interaction interpreter 22.

30 An Interaction interpreter interprets signals from the Input device 24 and sends a corresponding action to a Graphic generator 16. The Interaction interpreter 22 transforms commands from the Input device 24 to actions provided by the Graphic generator 16.

35 Furthermore a Content database 20 is provided that contains information which can be presented in the User Interface 26. Samples of such information could be e.g. names of object fields (shown in Fig. 2a and 2b) containing function objects or finite

objects and help-texts that should be presented to users in a given context. A function object is mostly a more complex setting not directly leading to a setting of a feature for an appliance and a finite object mostly leads to a direct setting of a feature for an appliance. All material in the Content database 20 can be altered or edited by a content provider.

Externally supplied data 18 is a symbolic representation of any content that is inserted into the Content database 20 from any source.

Still further, the UI objects 12 database contains types of graphical objects that can be presented in the User Interface 26. Said database supplies a Graphic library 14 with generic representations of said types. Hence, the Graphic library 14 contains functions to manipulate the UI objects in the Interface 26. It supplies the Graphic generator 16 with specific instances from the UI objects 12 database.

The Graphic generator 16 handles the presentation of the User Interface 26 as well as manipulation accomplished by a user. Thereby it performs actions signaled by the Interaction interpreter 22 through collecting content from the Content database 20 and by merging the content with the Graphic library 14 and delivering presentation of a desired action to the User Interface 26. The User Interface 26 presents feedback of any action performed by users of the Interface 26.

Fig. 2a and 2b are schematically illustrating a user interface 26 in accordance with the present invention.

A user of an Interface 26 through the Input device 24 may, for example, select a combination of an object field comprising objects such as function features defining a setting and a finite object field comprising finite features, by feeding the object field comprising functions or the finite object field comprising finite features into a focus-area 30 with the User Interface 26. If a field with function features is located in a vertical bar, object fields A – G in Fig. 2a, is in focus 30 its function features / finite features are displayed in the horizontal bar 34. Likewise if a function feature in the horizontal bar 34, object fields F0 – F5 in Fig. 2a, is in focus 30, its finite features / function features are displayed in the vertical bar 32. Whenever an object field comprising objects such as function features is fed into the focus area 30 its content overwrites the content of the opposite (other) bar 32, 34.

Such interaction allows a user to navigate to a desired combination of object fields A-G and e.g. F0-F5 (shown in Fig. 1), A0-A5 (not shown), D0-D5 (not shown) etc without the manipulation of other keys than Right, Left, Up and Down on a keyboard or pad. A user then selects combined features in focus 30 by using a manipulation key or button such as Ok, confirm, select etc.

According to above a user can interact with the cross point method and/or arrangement according to the present invention in a zapping mode as comparing to the prior art of moving in a channel list.

Further, in one embodiment of the invention only the Focus Area 30 and an information field 36, not entire bars 32, 34 are displayed in the user interface 26. Also, if entire bars 32, 34 are shown they can be transparent, thus allowing a more detailed view of a background picture e.g. TV picture 36, graphics etc. Bars 32, 34 do not necessarily need to be elongated in a straight line, the important feature is that the so called bars 32, 34 make up a focus area 30 when crossing each other. Moreover, the focus area 30 may be marked, highlighted, shadowed etc, making it easier to observe for users.

Now referring to Fig. 2b illustrating an example of one possible change in the bars 32, 34, A-G and F0-F5 in Fig. 2a, when object fields F0 and F2 are combined in focus 30 making up object field F2:0 in focus 30. The combination was accomplished by feeding the bar 34 object field F2 to the focus area 30, thus overwriting object field F0 in bar 32, which combination makes up a vertical bar 32 with new object fields F2:0-F2:5. The feeding direction is indicated by index 2:0 in F2:0, i.e., horizontal bar 34 fed to focus and F2 overlapping F:0.

Now referring to Fig. 2a and 2b for an example of one possible embodiment of the present invention of setting a feature for a TV set equipped with a set-top box. Supposing that the vertical object field F0 in Fig. 2a comprises or contains the finite feature of making up a personal TV program or channel list with channels listed from program places 1, 2, 3, 4 ..., and that the horizontal object field F2 contains the finite feature of channel CNN<sup>TM</sup>. Hence, by feeding the field F2 to F0 with the key for left or right (circular bars) feeding with a key pad and thus overlapping field F0 and confirm the setting by pressing a confirmation key it is accomplished that object fields A-F0 in the vertical bar 32 are changed to comprise the object fields F2:0-F2:5 which contain a sequence of finite features defining a place in a personal channel list. By feeding F2:1 with the down or up key of the key pad 24 down to the focus area 30 and pressing the confirmation key, the channel CNN<sup>TM</sup> is placed at position 1 in the personal channel list.

Moreover, giving an example of a function feature for a set-top box such a function could be to arrange all news channels available in series at a special position in the channel list, for example, at program positions 10-15 in the personal channel list. This would be accomplished automatically when confirming the function feature with a confirmation key.



Summarized, the invention may be described as follows:

An electronic apparatus comprises a display on which a focus area is provided. The focus area is dedicated to display information which is necessary for a user to control the functions of the electronic apparatus.

- 5           The information to be shown to the user is divided into a number of individual items. These items are arranged in one or more levels. In any of the levels, the accompanying items are of similar detail.

- The items of a first level are very general. In a second level, the items are more detailed than in the first level, but are still some kind of general. In a third level, the  
10       items are even more detailed than in the second level. And so on.

Furthermore, the items are linked according to their contents. This means that an item of the first level is linked to one or more items of the second level. As well, an item of the second level is linked to one or more items of the third level. And so on.

The items to be shown to the user may therefore be arranged as follows:

- 15   first level:               A B C D E ...  
     second level:                   A0 A1 A2 ... B0 B1 ... C0 C1 ... D0 ... E0 ...  
     third level:               A0:0 A0:1 ... B0:0 B0:1 ... C0:0 ... D0:0 ...  
     fourth level:               ...

- wherein    A, B, C, ... A0, A1, ... B0, ... A0:0, A0:1, ... are items in the various levels,  
20   and         A, A0, A0:1, ... are items which are linked together wherein the linkage is expressed by the use of the same character.

With the above described structure, the items are arranged in a tree-like manner with any branch of the tree constituting a further level.

- The electronic apparatus is provided with an input device for changing the items  
25   shown in the focus area. With this input device, a user is able to change the items of the focus area as follows:

On one hand, the user may change the items of the focus area within one and the same level. In this case, the user may change e.g. from A to B to C or from C1 to C0 or the like.

- 30       On the other hand, the user may change the items of the focus area from one level to another. In this case, the user may change e.g. from B to B1 or from D0:2 to D0 to D or the like.

For changing between the items of the various levels, there are at least two keys provided on the input device. The user may start to change between the items of the

first level by pressing the first key. Then, for changing to the second level, the second key is pressed. For changing between the items of the second level, the user continues to press the second key. Then, for changing to the third level, the first key is used again. For changing between the items of the third level, the user continues to press the first key. And so on.

As a result, the user may start with item A in the first level and may change within this level to all other items B, C, ... of this level by pressing the first key. Doing that, the user is able to read all items of this level and to select that item which is actually important for her/him. The selection is performed by bringing the important item into the focus area of the display.

If the important item is within the focus area, the user may change to the second level by pressing the second key. Due to the fact that the user has selected a specific item of the first level before changing to the second level, the displayed items in the second level are all linked to this specific item of the first level. E.g., if the user has selected item C in the first level, one of the linked items C0, C1, C2, ... of the second level is displayed after pressing the second key.

Then, the user may change within this second level to all linked items C0, C1, C2, ... of this second level by pressing the second key. The user may select that item which is important for her/him. This selection is performed by bringing the important item into the focus area of the display. If the important item is within the focus area, the user may change to the third level by pressing the first key again. And so on.

This leads to the following example of subsequent changes of items in the focus area:

A	first key
B	first key
C	second key
C0	second key
C1	second key
C2	second key
C3	second key
C4	first key
C4:0	first key
C4:1	first key
C4:2	...
...	

With such a sequence of changes of items within the focus area, the user is able to select at the end that item which corresponds to the function of the electronic

apparatus required by the user. Then, the user presses e.g. a confirmation key on the input device so that the required function is performed by the electronic apparatus.

As long as there is a possibility to change from one level to a next lower level, a combination of two items of these two levels is displayed in the focus area. The first  
 5 item of the combination belongs to that level in which the user is actually performing changes. The first items, therefore, correspond to the items as described above. The second item of the combination of two items belongs to the next lower level. The two items to be displayed are linked together as described above.

As examples, the following combinations of two items may be displayed in the  
 10 focus area:

B+B1  
 F+F0  
 D3+D3:5.

With the described first key of the input device, the user may change the  
 15 combination displayed in the focus area as follows:

B+B1	first key
C+C1	first key
D+D1	...
...	

20 This means that the first key enables the user to change between the items of the first level.

With the described second key of the input device, the user may change the combination displayed in the focus area as follows:

B+B1	second key
25 B1+B1:0	second key
B1+B1:1	second key
B1+B1:2	...
...	

30 This means that the user may change with the second key from the first level into the second level and may then change between items of the second level.

If the user then presses the first key again, the combination displayed in the focus area includes items of the second and the third level and the user may then continue to change between items of the third level by pressing the first key.

Therefore, with any of the two keys, the user may change from a given level to  
 35 the next lower level and may then change between the items of this lower level.

In the lowest level, there is only one item of this level being displayed in the focus area, e.g. F2:0. This item may then be selected by the user with the confirmation key of the input device, as already described.

Furthermore, it is possible to display not only the focus area but also a number  
5 of additional areas on the display of the electronic apparatus. These additional areas may be displayed as a vertical bar and a horizontal bar as shown in figures 2a and 2b.

In this case, one item is displayed in any of the additional areas and the items displayed in the additional areas of the vertical bar belong to the next higher or lower level as the items in the additional areas of the horizontal bar.

10 If the user changes the item in the focus area, a shift of the vertical bar including the focus area or a shift of the horizontal bar including the focus area is performed. Such shifting or scrolling has the result that always that item is transferred into the focus area which was displayed as the neighboring item of the focus area in the vertical or horizontal bar prior to the shift.

15 The shifting or scrolling may be performed in both directions of the vertical and horizontal bar. For that purpose, the input device may provide four keys, i.e. an up and a down key for the vertical bar and a left and a right key for the horizontal bar.

With these four keys, it is also possible that the user also goes back to a higher level, e.g. from C4:1 to C4.

20 With these four keys of the input device, the user may change the combination displayed in the focus area as follows:

	G+G0	down key
	F+F0	down key
	E+E0	left key
25	E0+E0:0	left key
	E1+E1:0	left key
	E2+E2:0	right key
	E1+E1:0	up key
	E+E1	up key
30	F+F1	left key
	F1+F1:0	left key
	F2+F2:0	down key
	F2:0	down key
	F2:1	down key
35	F2:2	confirmation key,

wherein in the last three lines of the above example, no combination of two items is displayed as F2:0, F2:1, F2:2 relate to the lowest level. As a result of the example, the item F2:2 is selected by the user.

5 It is thus believed that the operation and construction of the present invention will be apparent from the foregoing description. While the method and arrangement shown or described has been characterized as being preferred it will be obvious that various changes and modifications may be made therein without departing from the spirit and scope of the invention as defined in the attached claims.

## Claims

1. A method for scrollable cross point navigation in a user interface (26) in order to select a feature by combining two object fields (F0, F2), characterized in that two bars (32, 34), where at least one of them is scrollable, each of them having at least one object field (F0, F2) which overlap and combine (F2:0) each other when scrolled to a focus area (30) in the user interface (26) at the cross point of the bars, whereby object fields in the focus area (30) at the cross point select a feature connected with the combination of fields, which is chosen by a confirmation action.
2. A method according to claim 1, characterized in that a feature is a sub cross point navigation method.
3. A method according to claim 1 or 2, characterized in that there are visible and may be invisible object fields in the bars which are connected in a cyclic manner to each other.
4. A method according to claims 1-3, characterized in that the scrolling is accomplished by feeding up and down or left or right in order to move objects to the focus (30).
5. A method according to claims 1-4, characterized in that an information field (36) is displayed in the user interface, and comprises text describing the feature connected to the focus area (30).
6. A method according to claims 1-5, characterized in that the focus area is marked.
7. A method according to claims 1-6, characterized in that the bars are small thus making an image display on the screen possible even when bars (32, 34) are visible.
8. A method according to claims 1-7, characterized in that the bars are visibly transparent.
9. A method according to claims 1-8, characterized in that features in bar object fields (A-G; F0-F5) are displayed in sequence in object fields (F2:0-F2:5) in one of the bars (32) when focus (30) is confirmed.
10. A method according to claims 1-9, characterized in that confirmation and scroll action is accomplished by actuating one of five function commands.

11. A method according to claim 10, characterized in that the focus area (30) enables to show all functions for any apparatus guided by cross point navigation through the function commands.

12. An arrangement (10) for scrolled cross point navigation on a user interface (26) in order to select a feature by combining two object fields (F0, F2), characterized in that it comprises:

two bars (32, 34), where at least one of them is scrollable, each of them having at least one object field (F0, F2) which overlap and combine (F2:0) each other when scrolled to a focus area (30) in the user interface (26) at the cross point of the bars (32, 34); and

whereby object field means (14, 16, 22) are used to select a feature connected to the combination of object fields in the focus area, which is chosen by input means (24) for scrolling and confirmation.

13. An arrangement according to claim 12, characterized in that said object field means is an interaction interpreter (22) between said input device (24) and a graphic generator (16) which is connected to a graphic library (14) for creating the bars (32, 34) and by them comprised function features or finite features.

14. An arrangement according to claim 13, characterized in that said object field means further include a content database (20) connected to said graphic generator (16) and a user interface objects database (12) connected to said library (14) and to said generator (16).

15. An arrangement according to claim 14, characterized in that one function feature is a sub cross point navigation arrangement.

16. An arrangement according to claim 12-14, characterized in that there are visible and may be invisible object fields in the bars which are connected in a cyclic manner to each other.

17. An arrangement according to claims 12-16, characterized in that the scrolling is accomplished by feeding means for up and down or left or right direction in order to move object field means to the focus (30).

18. An arrangement according to claims 12-17, characterized in that an information field (36) is displayed in the user interface, and comprises text describing the feature connected to the focus area.

19. An arrangement according to claims 12-17, characterized in that the focus area is marked.

20. An arrangement according to claims 12-19, characterized in that the bars are small, thus making a display in the user interface possible even with all bars  
5 visible.

21. An arrangement according to claims 12-20, characterized in that the bars are visibly transparent.

22. An arrangement according to claims 12-21, characterized in that features in bar object fields are displayed in sequence (F2:0-F2:5) in object fields in one of the  
10 bars (32) when focus (30) is confirmed.

23. An arrangement according to claims 12-22, characterized in that confirmation and scroll action is accomplished by actuating means with five function commands.

24. An arrangement according to claim 23, characterized in that the focus area  
15 enables to show all functions for any apparatus guided by cross point navigation through the function commands.

25. An arrangement according to claim 12-24, characterized in that it is comprised in a set-top box.

26. A method of displaying information on a display of an electronic  
20 apparatus, wherein the information to be displayed is divided into a number of items, wherein the items are arranged in one or more levels, and wherein one or more items of a level are linked to an item of a next higher level, wherein a focus area is provided on the display of the electronic apparatus, and wherein a combination of two linked items of two neighboring levels is displayed in the focus area.

25 27. The method of claim 26, wherein an input device with at least two keys is provided, and wherein the combination of items in the focus area may be changed from a given level to the next lower level by one of the two keys and may then be changed between the items of this lower level by the same key.

30 28. The method of claim 27, wherein the combination of items in the focus area may be changed to the items of another next lower level by the other one of the two keys.



29. The method of one of claims 26 to 28, wherein additional areas are provided for displaying further items on the display of the electronic apparatus, and wherein the focus area and the additional areas are displayed as a vertical and a horizontal bar.

5           30. The method of claim 29, wherein the items displayed in the additional areas of the vertical bar belong to a next higher or lower level as the items in the additional areas of the horizontal bar.

            31. The method of one of claims 29 or 30, wherein the items of the vertical bar including the focus area as well as the items of the horizontal bar including the focus  
10          area may be shifted in both directions.

            32. The method of claim 31, wherein the input device provides two keys to shift the vertical bar up and down and two keys to shift the horizontal bar to the left and right.

            33. The method of one of claims 26 to 32, wherein the input device provides a  
15          confirmation key to select the item displayed in the focus area.

            34. A computer program, which is stored on a computer readable storage media, and which is suitable to perform the method of one of claims 26 to 33 when it is run on a digital computer.

            35. A computer program product, which is directly loadable into the internal  
20          memory of a digital computer, and which comprises a computer program for performing the method of one of claims 26 to 33 when said program is run on said computer.

            36. An electronic apparatus comprising a display for displaying information, wherein the information to be displayed is divided into a number of items, wherein the  
25          items are arranged in one or more levels, and wherein one or more items of a level are linked to an item of a next higher level, wherein a focus area is provided on the display of the electronic apparatus, and wherein a combination of two linked items of two neighboring levels is displayed in the focus area.

            37. The apparatus of claim 36, wherein an input device with at least two keys is  
30          provided, and wherein the combination of items in the focus area may be changed from a given level to the next lower level by one of the two keys and may then be changed between the items of this lower level by the same key.

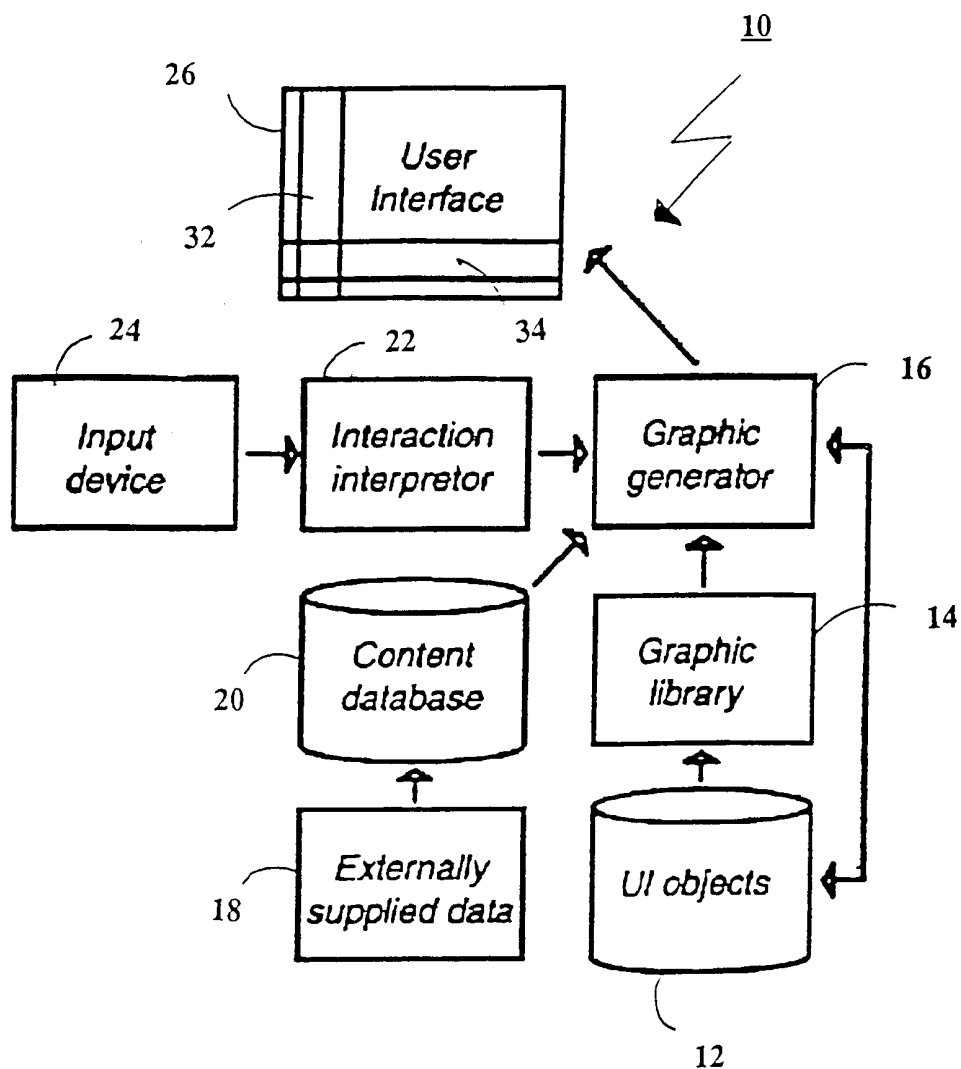


Fig. 1

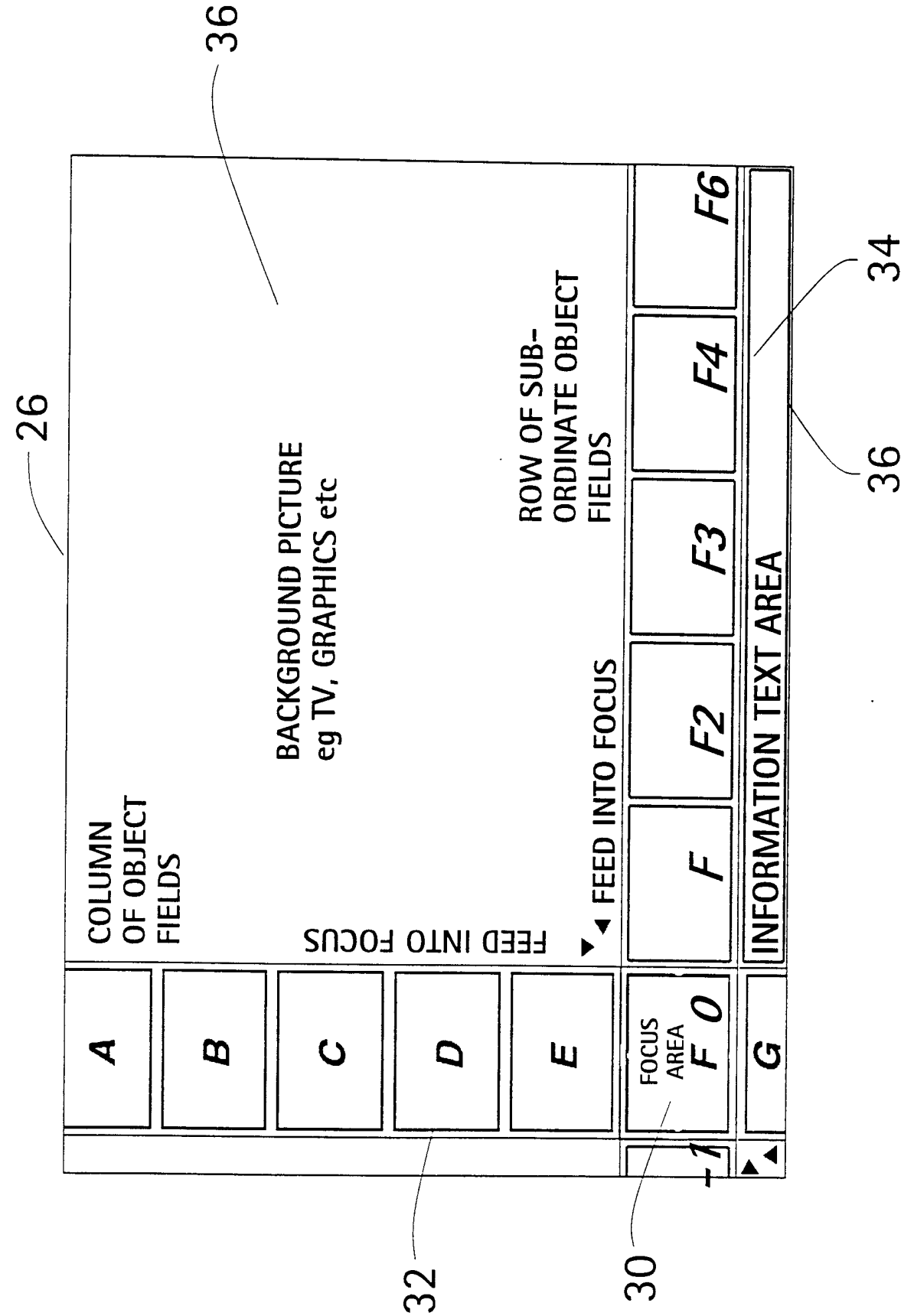


Fig.2a

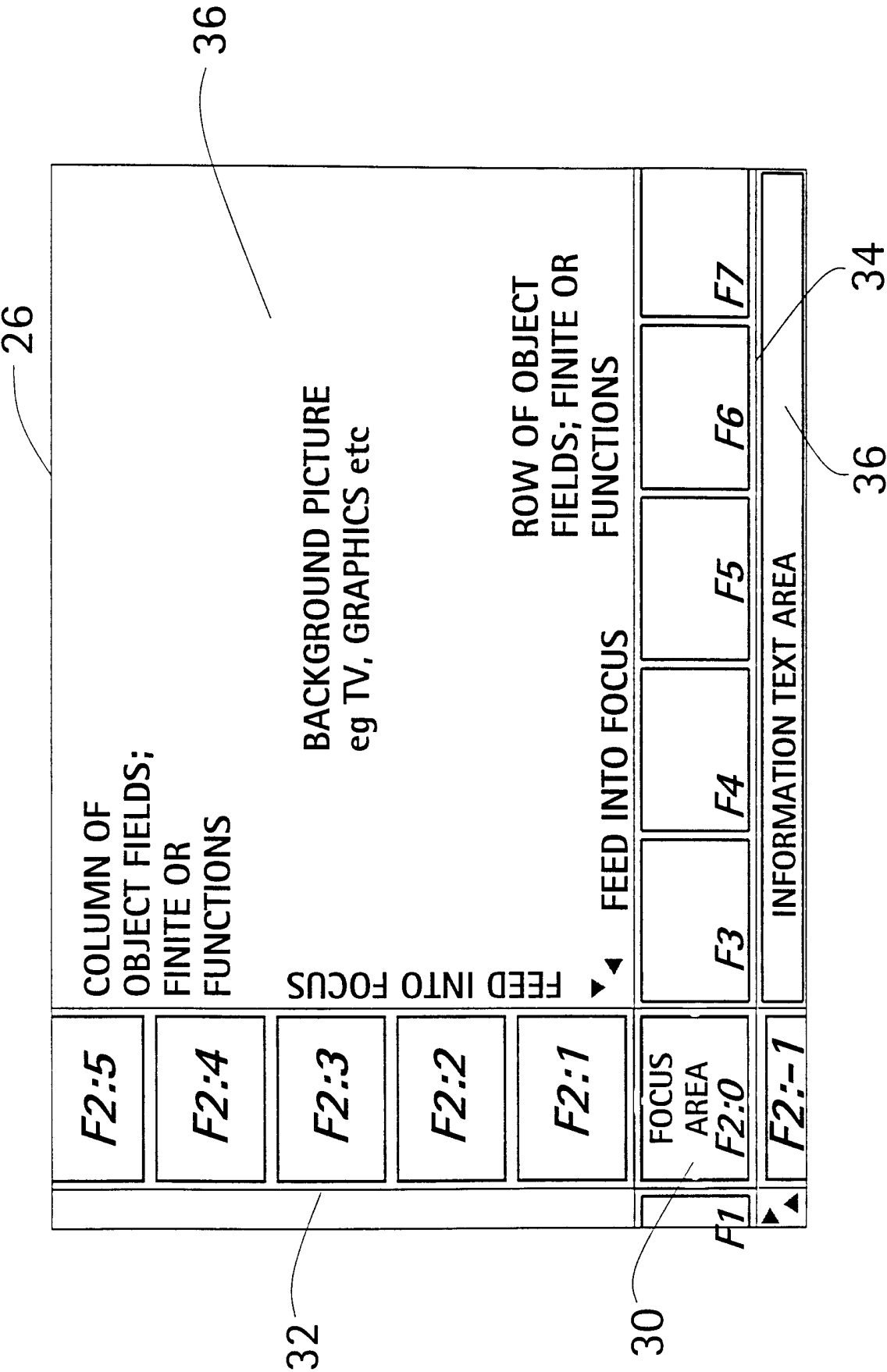


Fig. 2b

# INTERNATIONAL SEARCH REPORT

International Application No

PCT/EP 00/03637

**A. CLASSIFICATION OF SUBJECT MATTER**  
IPC 7 G06F3/033

According to International Patent Classification (IPC) or to both national classification and IPC

**B. FIELDS SEARCHED**

Minimum documentation searched (classification system followed by classification symbols)

IPC 7 G06F

Documentation searched other than minimum documentation to the extent that such documents are included in the fields searched

Electronic data base consulted during the international search (name of data base and, where practical, search terms used)

EPO-Internal, PAJ, WPI Data, IBM-TDB

**C. DOCUMENTS CONSIDERED TO BE RELEVANT**

Category *	Citation of document, with indication, where appropriate, of the relevant passages	Relevant to claim No.
X	US 5 059 965 A (GEISER GEORG) 22 October 1991 (1991-10-22) the whole document	1, 12
Y		3-11, 13, 14, 16, 17, 19-26, 33-36 27-32, 37
A		
X	EP 0 645 604 A (PEUGEOT ; CITROEN SA (FR)) 29 March 1995 (1995-03-29) the whole document	1, 12
	-/--	

☒ Further documents are listed in the continuation of box C.

☒ Patent family members are listed in annex.

\* Special categories of cited documents :

"A" document defining the general state of the art which is not considered to be of particular relevance

"E" earlier document but published on or after the international filing date

"L" document which may throw doubts on priority claim(s) or which is cited to establish the publication date of another citation or other special reason (as specified)

"O" document referring to an oral disclosure, use, exhibition or other means

"P" document published prior to the international filing date but later than the priority date claimed

"T" later document published after the international filing date or priority date and not in conflict with the application but cited to understand the principle or theory underlying the invention

"X" document of particular relevance; the claimed invention cannot be considered novel or cannot be considered to involve an inventive step when the document is taken alone

"Y" document of particular relevance; the claimed invention cannot be considered to involve an inventive step when the document is combined with one or more other such documents, such combination being obvious to a person skilled in the art.

"&" document member of the same patent family

Date of the actual completion of the international search

11 August 2000

Date of mailing of the international search report

21/08/2000

Name and mailing address of the ISA

European Patent Office, P.B. 5818 Patentlaan 2  
NL - 2280 HV Rijswijk  
Tel. (+31-70) 340-2040, Tx. 31 651 epo nl,  
Fax: (+31-70) 340-3016

Authorized officer

Davenport, K

# INTERNATIONAL SEARCH REPORT

International Application No

PCT/EP 00/03637

## C.(Continuation) DOCUMENTS CONSIDERED TO BE RELEVANT

Category *	Citation of document, with indication, where appropriate, of the relevant passages	Relevant to claim No.
Y	<p>US 5 677 708 A (MATTHEWS III JOSEPH H ET AL) 14 October 1997 (1997-10-14)</p> <p>abstract column 9, line 56 -column 19, line 13 column 12, line 54 -column 16, line 51; figures 3-8</p> <p style="text-align: center;">---</p>	<p>3-7, 9-11, 13, 14, 16, 17, 19, 20, 22-26, 33-36</p>
Y	<p>US 5 283 560 A (BARTLETT JOEL F) 1 February 1994 (1994-02-01) abstract; figure 3A</p> <p style="text-align: center;">---</p>	<p>8, 21</p>
A	<p>US 5 289 573 A (HARADA KAYOKO ET AL) 22 February 1994 (1994-02-22) abstract column 2, line 47 - last line; figures 9A-C</p> <p style="text-align: center;">-----</p>	<p>2, 5, 15, 18</p>

# INTERNATIONAL SEARCH REPORT

information on patent family members

International Application No

PCT/EP 00/03637

Patent document cited in search report	Publication date	Patent family member(s)	Publication date
US 5059965 A	22-10-1991	DE 3712360 A DE 3867851 A WO 8808119 A EP 0417077 A JP 2503045 T	27-10-1988 27-02-1992 20-10-1988 20-03-1991 20-09-1990
EP 0645604 A	29-03-1995	FR 2710430 A DE 69414800 D DE 69414800 T	31-03-1995 07-01-1999 27-05-1999
US 5677708 A	14-10-1997	NONE	
US 5283560 A	01-02-1994	NONE	
US 5289573 A	22-02-1994	JP 3204766 A	06-09-1991