



- (51) **International Patent Classification:**
C12N 1/21 (2006.01) *C12P 7/64* (2006.01)
- (21) **International Application Number:**
PCT/US2014/047320
- (22) **International Filing Date:**
18 July 2014 (18.07.2014)
- (25) **Filing Language:** English
- (26) **Publication Language:** English
- (30) **Priority Data:**
61/856,652 19 July 2013 (19.07.2013) US
- (71) **Applicant: OPX BIOTECHNOLOGIES, INC.** [US/US];
2425 55th Street, Suite 100, Boulder, CO 80301 (US).
- (72) **Inventors; and**
- (71) **Applicants :** LYNCH, Michael [US/US]; 136 Hudson HI,
Durham, NC 27708 (US). LOUIE, Michael [CA/US];
4597 Winona Place, Broomfield, CO 80020 (US). CO-
PLEY, Shelley [US/US]; 2425 55th Street, Suite 100,
Boulder, CO 80301 (US).
- (72) **Inventors: SPINDLER, Eileen;** 10449 Isabelle Road, La-
fayette, CO 80026 (US). PRATHER, Brittany; 6265 West

46th Place, Wheat Ridge, CO 80033 (US). LIPSCOMB,
Matthew; 5333 Euclid Avenue, Boulder, CO 80303 (US).
LIPSCOMB, Tanya; 5333 Euclid Avenue, Boulder, CO
80303 (US). LIAO, Hans; 2157 Holyoke Lane, Superior,
CO 80027 (US). HOGSETT, Dave; 6926 Peppertree
Drive, Niwot, CO 80503 (US). EVANS, Ron; 404 West
Eisenhower Drive, Louisville, CO 80027 (US).

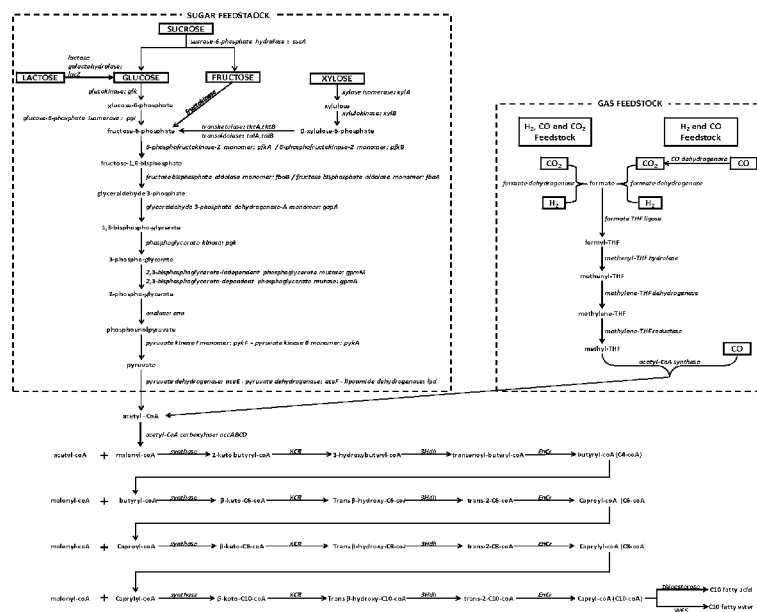
(74) **Agents: SENTURIA, Rachel, J.** et al.; WILSON
SONSINI GOODRICH & ROSATI, 650 Page Mill Road,
Palo Alto, CA 94304-1050 (US).

(81) **Designated States** (unless otherwise indicated, for every
kind of national protection available): AE, AG, AL, AM,
AO, AT, AU, AZ, BA, BB, BG, BH, BN, BR, BW, BY,
BZ, CA, CH, CL, CN, CO, CR, CU, CZ, DE, DK, DM,
DO, DZ, EC, EE, EG, ES, FI, GB, GD, GE, GH, GM, GT,
HN, HR, HU, ID, IL, IN, IR, IS, JP, KE, KG, KN, KP, KR,
KZ, LA, LC, LK, LR, LS, LT, LU, LY, MA, MD, ME,
MG, MK, MN, MW, MX, MY, MZ, NA, NG, NI, NO, NZ,
OM, PA, PE, PG, PH, PL, PT, QA, RO, RS, RU, RW, SA,
SC, SD, SE, SG, SK, SL, SM, ST, SV, SY, TH, TJ, TM,
TN, TR, TT, TZ, UA, UG, US, UZ, VC, VN, ZA, ZM,
ZW.

[Continued on next page]

(54) **Title: MICROORGANISMS AND METHODS FOR THE PRODUCTION OF FATTY ACIDS AND FATTY ACID DE-
RIVED PRODUCTS**

Figure 2



(57) **Abstract:** This invention relates to metabolically engineered microorganism strains, such as bacterial strains, in which there is an increased utilization of malonyl-CoA for production of a fatty acid or fatty acid derived product, wherein the modified microorganism produces fatty acyl-CoA intermediates via a malonyl-CoA dependent but malonyl-ACP independent mechanism.



(84) **Designated States** (*unless otherwise indicated, for every kind of regional protection available*): ARIPO (BW, GH, GM, KE, LR, LS, MW, MZ, NA, RW, SD, SL, SZ, TZ, UG, ZM, ZW), Eurasian (AM, AZ, BY, KG, KZ, RU, TJ, TM), European (AL, AT, BE, BG, CH, CY, CZ, DE, DK, EE, ES, FI, FR, GB, GR, HR, HU, IE, IS, IT, LT, LU, LV, MC, MK, MT, NL, NO, PL, PT, RO, RS, SE, SI, SK,

SM, TR), OAPI (BF, BJ, CF, CG, CI, CM, GA, GN, GQ, GW, KM, ML, MR, NE, SN, TD, TG).

Published:

— *without international search report and to be republished upon receipt of that report (Rule 48.2(g))*

MICROORGANISMS AND METHODS FOR THE PRODUCTION OF FATTY ACIDS AND FATTY ACID DERIVED PRODUCTS

CROSS-REFERENCE TO RELATED APPLICATIONS

[0001] The present application claims the benefit of US Provisional Patent Application No. 61/856,652 (Attorney Docket No. 34246-780.101) filed on July 19, 2013, the entire contents of which are incorporated herein by reference.

STATEMENT REGARDING FEDERALLY SPONSORED RESEARCH

[0002] This invention was made with Government support under DE-AR0000088 awarded by the United States Department of Energy. The Government has certain rights in this invention.

BACKGROUND

[0003] Fatty acid and fatty acid derivatives (such as fatty acid methyl esters (FAME), fatty alcohols, fatty amines, etc.) are important precursors to manufacturing many consumer products, industrial chemicals and fuels. For example, fatty acids and fatty acid derivatives are used to make detergents, cleaners, plastics, paper, paints, lubricants, waxes, coatings and surfactants. They can also be used as flavor and fragrance agents. Currently, fatty acids and fatty acid derivatives are produced from oleochemical (plant and animal fats) or petrochemical sources. In general, the fatty acids derived from oleochemical sources have aliphatic chains with an even number of carbons, whereas fatty acids derived from petrochemical sources have aliphatic chains with an odd number of carbons.

[0004] Both oleochemical and petrochemical fatty acids have significant shortcomings. Most notably, the feedstocks used to produce such fatty acids generally include a mixture of fatty acids of varying carbon chain lengths and may include a wide range of chain lengths, as well as saturated and unsaturated fatty acids. Figure 1 is a chart that illustrates the fatty acid carbon composition of various common oleochemical feedstocks. Many of the commercial applications for fatty acids and fatty acid derivatives, however, require a fatty acid precursor having greater specificity with respect to its aliphatic chain lengths. For example, C6-C10 fatty acids are used in the production of jet lubricants, C12-C14 fatty acids are used to make surfactants and detergents, and C16 - C18 fatty acids are used for metal soap production. As a result, current fatty acid production methods require costly feedstock processing procedures, such as fractionation and distillation, in order to isolate the fatty acid components required for a given

application. There are technical limits to the effectiveness of such processing procedures and their ability to isolate relatively high concentrations of fatty acids of isolated chain lengths.

[0005] Another short coming of oleochemical and petrochemical fatty acids is the wide fluctuation in the cost of the feedstocks. Oleochemical feedstock prices are extremely volatile and can significantly fluctuate from year to year and fluctuate among the various geographic regions. Since overall production costs are very sensitive to feedstock price, such volatility can significantly impact margins. Regarding petrochemical fatty acids, there is increasing acceptance that petroleum hydrocarbon supplies are decreasing, and as a result their costs are expected to continue to increase.

[0006] Finally, there is increasing concern regarding sustainability within the chemical industry, and there is a growing demand for chemicals produced from renewable resources. In fact, many chemical companies and their customers have implemented sustainability initiatives with a goal of replacing current chemicals such as petro-based chemicals with chemicals made from renewable sources. Such companies are seeking renewable chemicals that have minimal impact on product performance or characteristics, as well as minimal impact on downstream products and customers. There are even sustainability concerns within the oleochemical industry. Although many of the oleochemical fatty acids are derived from renewable resources, current industry practices do not manage the harvesting of these resources in a sustainable way. For example, there has been significant concern regarding deforestation in the production of palm oil, a primary source for oleochemical fatty acids.

[0007] In view of these shortcomings regarding petro-based and oleo-based fatty acids and fatty acid derivatives, interest has increased for developing and improving industrial microbial systems for production of chemicals and fuels using sustainable plant-based feedstocks. Such industrial microbial systems could completely or partially replace the use of petroleum hydrocarbons or oleochemicals for production of certain chemicals and products.

[0008] Numerous chemicals are produced through such microbial systems, ranging from antibiotic and anti-malarial pharmaceutical products to fine chemicals to fuels such as ethanol. However, there is still a commercial need for modified microorganisms that are adapted to produce fatty acids and fatty acid derived products, and in particular, fatty acid and fatty acid derived products that have a high concentration of a specific fatty acid chain length.

SUMMARY OF THE INVENTION

[0009] In one aspect the disclosure provides for a genetically modified organism comprising a heterologous nucleic acid sequence encoding a 3-ketoacyl-CoA synthase, a

ketoacyl-CoA reductase, a hydroxyacyl-CoA dehydratase, or an enoyl-CoA reductase; and wherein said microorganism is capable of producing a fatty acid or fatty acid-derived product having a carbon chain length of C₄ or greater. In some embodiments, the 3-ketoacyl-CoA synthase comprises NphT7. In some embodiments, the 3-ketoacyl-CoA synthase comprises an amino acid sequence of at least 70% homology to any one of SEQ ID NOs. 1-120. In some embodiments, the ketoacyl-CoA reductase is selected from the group consisting of a 3-ketobutyryl-CoA reductase, a 3-hydroxybutyryl-CoA dehydrogenase, a 3-ketovaleryl-CoA reductase, and 3-hydroxyvaleryl-CoA dehydrogenase. In some embodiments, the ketoacyl-CoA reductase comprises an amino acid sequence of at least 70% homology to any one of SEQ ID NO 183 and SEQ ID NO 271. In some embodiments, the hydroxyacyl-CoA dehydratase is selected from the group consisting of a 3-hydroxybutyryl-CoA dehydratase and an enoyl-CoA hydratase. In some embodiments, the hydroxyacyl-CoA dehydratase comprises an amino acid sequence of at least 70% homology to any one of SEQ ID NO 183 and SEQ ID NO 272. In some embodiments, the enoyl-CoA reductase is trans-2-enoyl-reductase. In some embodiments, the enoyl-CoA reductase comprises an amino acid sequence of at least 70% homology to SEQ ID NO 275. In some embodiments, the 3-ketoacyl-CoA synthase comprises a modified NphT7 polypeptide comprising one or more amino acid substitutions selected from the group consisting of a PDRP to HFLQ substitution for amino acids 86-89, F217A, F217E, F217G, F217I, F217L, F217M, F217P, F217S, F217T, F217V, F217W, G288S, G309S, I147A, I147C, I147D, I147E, I147F, I147G, I147H, I147K, I147L, I147M, I147N, I147P, I147Q, I147R, I147S, I147T, I147V, I147W, I147Y, V157F, V196G, and Y144L. In some embodiments, the 3-ketoacyl-CoA synthase comprises a modified NphT7 polypeptide comprising two amino acid substitutions selected from the group consisting of I147T and F217V, I147T and Y144L, I147T and V196G, I147F and F217V, I147M and F217V, I147S and F217V, I147T and HFLQ, I147T and V157F, I147T and F217G, I147T and F217A, I147T and F217L, I147T and F217I, I147T and F217M, I147T and F217P, I147T and F217S, I147T and F217E, I147S and F217G, I147S and F217A, I147S and F217L, I147S and F217I, I147S and F217M, I147S and F217W, I147S and F217S, I147S and F217E, I147S and F217K, I147F and F217A, I147F and F217L, I147F and F217I, I147F and F217M, I147F and F217P, I147F and F217E, I147M and F217G, I147M and F217A, I147M and F217L, I147M and F217I, I147M and F217M, I147M and F217P, I147M and F217S, I147M and F217E, and I147M and F217K. In some embodiments, the 3-ketoacyl-CoA synthase comprises a modified NphT7 polypeptide comprising three amino acid substitutions selected from the group consisting of Y144L, I147T, and F217V; I147T, F217V, and HFLQ; I147T, V147F, and F217V;

and Y144L, I147T, and V157F. In some embodiments, the 3-ketoacyl-CoA synthase comprises a modified NphT7 polypeptide comprising one or more amino acid substitutions at a position selected from the group consisting of Ser84, Val114, Gly288, Ile194, Gly318, Thr85, Gln90, Val196, Tyr144, Phe159, Ile147, and Phe217. In some embodiments, the ketoacyl-CoA reductase is selected from the group consisting 3-ketoacyl-CoA reductase and 3-hydroxyacyl-CoA dehydrogenase. In some embodiments, the ketoacyl-CoA reductase comprises an amino acid sequence of at least 70% homology to any one of SEQ ID NO 183 and SEQ ID NO 271. In some embodiments, the hydroxyacyl-CoA dehydratase is selected from the group consisting of a 3-hydroxyacyl-CoA dehydratase and enoyl-CoA hydratase. In some embodiments, the hydroxyacyl-CoA dehydratase comprises an amino acid sequence of at least 70% homology to any one of SEQ ID NO 183, and SEQ ID NO 272. In some embodiments, the enoyl-CoA reductase is trans-2-enoyl-reductase. In some embodiments, the enoyl-CoA reductase comprises an amino acid sequence of at least 70% homology to SEQ ID NO 275. In some embodiments, the genetically modified organism further comprises a heterologous nucleic acid sequence encoding a thioesterase or a wax ester synthase. In some embodiments, the genetically modified organism further comprises a heterologous nucleic acid sequence encoding a termination enzyme that catalyzes the production of a fatty acid-derived product selected from the group comprising a fatty alcohol, a fatty aldehyde, a fatty alkene, a fatty amide, a fatty alkane, and a fatty diacid. In some embodiments, the thioesterase is an acyl-CoA esterase and the organism is capable of producing a fatty acid. In some embodiments, the thioesterase is selected from the group comprising tesA, 'tesA, tesB, yciA, ybgC, ybfF, fadM, AtTE, CpTE, CperfTE, LpTE, and PA2801TE. In some embodiments, the thioesterase comprises an amino acid sequence of at least 70% homology to any one of SEQ ID NO 277, SEQ ID NO 278, SEQ ID NO 279, SEQ ID NO 280, SEQ ID NO 281, SEQ ID NO 282, SEQ ID NO 283, SEQ ID NO 284, SEQ ID NO 285, SEQ ID NO 286, SEQ ID NO 287, and SEQ ID NO 288. In some embodiments, the wax ester synthase is selected from the group comprising Maq1, Pery1, Rjos1, and Abork1, and wherein said organism is capable of producing a fatty ester. In some embodiments, the wax ester synthase comprises an amino acid sequence of at least 70% homology to any one of SEQ ID NO 289, SEQ ID NO 290, SEQ ID NO 291, and SEQ ID NO 292, and wherein said organism is capable of producing a fatty ester. In some embodiments, the 3-ketoacyl-CoA synthase is NphT7; the keto-CoA reductase is selected from the group consisting of hbd and fadB; the 3-hydroxy-acyl-CoA dehydratase is selected from the group consisting of crt and fadB; the enoyl-CoA reductase is ter; and the thioesterase is selected from the group consisting of CpTE, fadM, PA2801TE,

tesB, ybgC, ybfF, and yciA, and wherein the proteins encoded by the polynucleotides are capable of producing a four or five carbon fatty acid or fatty acid derived product. In some embodiments, the thioesterase is selected from the group consisting of tesB and yciA. In some embodiments, one or more 3-ketoacyl-CoA synthases are selected from the group consisting of NphT7, NphT7 I147T, NphT7 F217V, and NphT7 I147T,F217V; the keto-CoA reductase is fadB; the 3-hydroxy-acyl-CoA dehydratase is fadB; the enoyl-CoA reductase is ter; and the thioesterase is selected from the group consisting of AtTE, CpTE, CperfTE, PA2801TE, tesA, tesB, ybfF, ybgC, and yciA, and wherein the proteins encoded by the polynucleotides are capable of producing a six or seven carbon fatty acid or fatty acid derived product. In some embodiments, the thioesterase is selected from the group consisting of PA2801TE, tesB, and yciA. In some embodiments, one or more 3-ketoacyl-CoA synthases are selected from the group consisting of NphT7, NphT7 I147T, NphT7 F217V, NphT7 I147T and F217V, Nph7 I147S, Nph7 I147S and F217V, and synthase III; the keto-CoA reductase is selected from the group consisting of fadB and fabG; the 3-hydroxy-acyl-CoA dehydratase is selected from the group consisting of fadB, ech and ech2; the enoyl-CoA reductase is ter; and the thioesterase is selected from the group consisting of AtTE, CpTE, CperfTE, fadM, PA2801TE, tesA, tesB, ybfF, ybgC, and yciA; and wherein the proteins encoded by the polynucleotides are capable of producing an eight or nine carbon fatty acid or fatty acid derived product. In some embodiments, the thioesterase is selected from the group consisting of PA2801TE, tesB, and yciA. In some embodiments, one or more 3-ketoacyl-CoA synthases are selected from the group consisting of NphT7, NphT7 I147T, NphT7 F217V, NphT7 I147T and F217V, Nph7 I147S, Nph7 I147S and F217V, synthase III, synthase IV, and synthase V; the keto-CoA reductase is selected from the group consisting of fadB and fabG; the 3-hydroxy-acyl-CoA dehydratase is selected from the group consisting of fadB, ech and ech2; the enoyl-CoA reductase is ter; and the thioesterase is selected from the group consisting of AtTE, CpTE, fadM, PA2801TE, tesA, tesB, ybfF, ybgC, and yciA, and wherein the proteins encoded by the polynucleotides are capable of producing a ten or eleven carbon fatty acid or fatty acid derived product. In some embodiments, the thioesterase is selected from the group consisting of tesB and yciA. In some embodiments, one or more 3-ketoacyl-CoA synthases are selected from the group consisting of NphT7, NphT7 I147T, NphT7 F217V, NphT7 I147T and F217V, Nph7 I147S, Nph7 I147S and F217V, synthase III, synthase IV, synthase V, and synthase VI; the keto-CoA reductase is selected from the group consisting of fadB, fabG, and fadJ, the 3-hydroxy-acyl-CoA dehydratase is selected from the group consisting of fadB, ech, and fadJ; the enoyl-CoA reductase is ter; and the thioesterase is selected from the group consisting of AtTE, CpTE,

CperfTE, fadM, LpTE, PA2801TE, tesA, tesB, ybfF, ybgC, and yciA, and wherein the proteins encoded by the polynucleotides are capable of producing a twelve or thirteen carbon fatty acid or fatty acid derived product. In some embodiments, the thioesterase is selected from the group consisting of fadM, PA2801TE, tesA, tesB, and yciA. In some embodiments, one or more 3-ketoacyl-CoA synthases are selected from the group consisting of NphT7, NphT7 I147T, NphT7 F217V, NphT7 I147T and F217V, Nph7 I147S, Nph7 I147S and F217V, synthase III, synthase IV, synthase V, and synthase VI; the keto-CoA reductase is selected from the group consisting of fadB, and fadJ; the 3-hydroxy-acyl-CoA dehydratase is selected from the group consisting of fadB, and fadJ; the enoyl-CoA reductase is selected from the group consisting of ter, ydiO and fadE; and the thioesterase is selected from the group consisting of AtTE, CpTE, CperfTE, fadM, LpTE, PA2801TE, tesA, tesB, ybfF, ybgC, and yciA, and wherein the proteins encoded by the polynucleotides are capable of producing a fatty acid with a carbon chain length of at least fourteen carbons. In some embodiments, the thioesterase is selected from the group consisting of fadM, tesA, tesB, and yciA, and the proteins encoded by the polynucleotides are capable of producing a fourteen or fifteen carbon fatty acid or fatty acid derived product. In some embodiments, the thioesterase is selected from the group consisting of AtTE, CpTE, CperfTE, fadM, Pa2801TE, tesA, tesB, ybfF, ybgC, and yciA, and the proteins encoded by the polynucleotides are capable of producing a sixteen or seventeen carbon fatty acid or fatty acid derived product. In some embodiments, the thioesterase is selected from the group consisting of AtTE, fadM, tesA, tesB, ybfF, ybgC, and yciA, and the proteins encoded by the polynucleotides are capable of producing a sixteen or seventeen carbon fatty acid or fatty acid derived product. In some embodiments, the organism is capable of using acetyl-CoA as a primer and malonyl-CoA as the extender molecule to produce a fatty acid or fatty acid derived product have a carbon chain length selected from 4, 6, 8, 10, 12, 14, 16, 18 and 20. In some embodiments, the organism is capable of using propionyl-CoA as a primer and malonyl-CoA as the extender molecule to produce a fatty acid or fatty acid derived product have a carbon chain length selected from 5, 7, 9, 11, 13, 15, 17, 19, and 21.

[0010] In one aspect, the disclosure provides for a modified NphT7 polypeptide, comprising an amino acid sequence having at least 70% homology to SEQ ID NO:1 and one or more amino acid substitutions, deletions, or insertions, wherein the modified NphT7 polypeptide is capable of accepting an acyl-CoA substrate having a carbon chain length of C4 or greater. In some embodiments, the modified NphT7 polypeptide is capable of catalyzing a condensation reaction to condense an acyl-CoA substrate with a malonyl-CoA to produce a 3-keto-acyl-CoA

having a carbon chain length of C6 or greater. In some embodiments, a modified NphT7 polypeptide comprises one or more amino acid substitutions selected from the group consisting of I147T, F217V, Y144L, V157F, G309S, G288S, a PDRP to HFLQ substitution for amino acids 86-89, I147F, I147M, I147Q, I147S, I147C, I147E, I147N, I147W, I147D, I147R, I147P, I147L, V196G, I147G, I147H, I147K, I147V, I147A, I147Y, F217G, F217A, F217L, F217I, F217M, F217T, F217P, F217S, F217E, F217L, F217W, and any combination thereof. In some embodiments, a modified NphT7 polypeptide comprises one amino acid substitution selected from the group consisting of I147V, I147F, I147M, I147Q, I147S, I147C, I147E, I147N, I147W, I147D, I147R, I147P, I147L, I147G, I147H, I147K, I147A, I147Y, and F217V. In some embodiments, a modified NphT7 polypeptide comprises two amino acid substitutions selected from the group consisting of I147T and F217V, I147T and Y144L, I147T and V196G, I147F and F217V, I147M and F217V, I147S and F217V, I147T and HFLQ, I147T and V157F, I147T and F217G, I147T and F217A, I147T and F217L, I147T and F217I, I147T and F217M, I147T and F217P, I147T and F217S, I147T and F217E, I147S and F217G, I147S and F217A, I147S and F217L, I147S and F217I, I147S and F217M, I147S and F217W, I147S and F217S, I147S and F217E, I147S and F217K, I147F and F217A, I147F and F217L, I147F and F217I, I147F and F217M, I147F and F217P, I147F and F217E, I147M and F217G, I147M and F217A, I147M and F217L, I147M and F217I, I147M and F217M, I147M and F217P, I147M and F217S, I147M and F217E, and I147M and F217K. In some embodiments, a modified NphT7 polypeptide comprises three amino acid substitutions selected from the group consisting of (Y144L, I147T, and F217V), (I147T, F217V, and HFLQ), (I147T, V147F, and F217V), and (Y144L, I147T, and V157F). In some embodiments, a modified NphT7 polypeptide comprises one or more amino acid substitutions at a position selected from the group consisting of Ser84, Val114, Gly288, Ile194, Gly318, Thr85, Gln90, Val196, Tyr144, Phe159, Ile147, Phe217, and any combination thereof. In some embodiments, a modified NphT7 polypeptide comprises an I147T amino acid substitution. In some embodiments, a modified NphT7 polypeptide comprises an F217V amino acid substitution. In some embodiments, a modified NphT7 polypeptide comprises two or more amino acid substitutions, deletions, or insertions. In some embodiments, a modified NphT7 polypeptide comprises an I147T amino acid substitution and an F217V amino acid substitution. In some embodiments, a modified polypeptide of is isolated and purified.

[0011] In one aspect the disclosure provides for an isolated and purified polynucleotide encoding a modified NphT7 polypeptide of the disclosure.

[0012] In one aspect the disclosure provides for an isolated and purified polynucleotide comprising a nucleic acid sequence having at least 70% but less than 100% or about 100% homology or complementarity to SEQ ID NO:2, wherein the polynucleotide encodes a modified NphT7 polypeptide of SEQ ID NO:1 having one or more amino acid substitutions, wherein the modified NphT7 polypeptide is capable of accepting an acyl-CoA substrate having a carbon chain length of C4 or greater. In some embodiments, an isolated and purified polynucleotide of encodes a modified NphT7 polypeptide capable of catalyzing a condensation reaction to condense an acyl-CoA substrate with a malonyl-CoA to produce a 3-ketoacyl-CoA having a carbon chain length of C6 or greater. In some embodiments, an isolated and purified polynucleotide encodes a modified NphT7 polypeptide comprising one or more amino acid substitutions selected from the group consisting of I147T, F217V, Y144L, V157F, G309S, G288S, a PDRP to HFLQ substitution for amino acids 86-89, I147F, I147M, I147Q, I147S, I147C, I147E, I147N, I147W, I147D, I147R, I147P, I147L, V196G, I147G, I147H, I147K, I147V, I147A, I147Y, F217G, F217A, F217L, F217I, F217M, F217T, F217P, F217S, F217E, F217L, F217W, and any combination thereof. In some embodiments, an isolated and purified polynucleotide encodes a modified NphT7 polypeptide comprising one amino acid substitution selected from the group consisting of I147V, I147F, I147M, I147Q, I147S, I147C, I147E, I147N, I147W, I147D, I147R, I147P, I147L, I147G, I147H, I147K, I147A, I147Y, and F217V. In some embodiments, an isolated and purified polynucleotide encodes a modified NphT7 polypeptide comprising two amino acid substitutions selected from the group consisting of I147T and F217V, I147T and Y144L, I147T and V196G, I147F and F217V, I147M and F217V, I147S and F217V, I147T and HFLQ, I147T and V157F, I147T and F217G, I147T and F217A, I147T and F217L, I147T and F217I, I147T and F217M, I147T and F217P, I147T and F217S, I147T and F217E, I147S and F217G, I147S and F217A, I147S and F217L, I147S and F217I, I147S and F217M, I147S and F217W, I147S and F217S, I147S and F217E, I147S and F217K, I147F and F217A, I147F and F217L, I147F and F217I, I147F and F217M, I147F and F217P, I147F and F217E, I147M and F217G, I147M and F217A, I147M and F217L, I147M and F217I, I147M and F217M, I147M and F217P, I147M and F217S, I147M and F217E, and I147M and F217K. In some embodiments, an isolated and purified polynucleotide encodes a modified NphT7 polypeptide comprising three amino acid substitutions selected from the group consisting of (Y144L, I147T, and F217V), (I147T, F217V, and HFLQ), (I147T, V147F, and F217V), and (Y144L, I147T, and V157F). In some embodiments, an isolated and purified polynucleotide encodes a modified NphT7 polypeptide comprising one or more amino acid substitutions at a

position selected from the group consisting of Ser84, Val114, Gly288, Ile194, Gly318, Thr85, Gln90, Val196, Tyr144, Phe159, Ile147, Phe217, and any combination thereof. In some embodiments, an isolated and purified polynucleotide encodes a modified NphT7 polypeptide comprising an I147T amino acid substitution. In some embodiments, an isolated and purified polynucleotide encodes a modified NphT7 polypeptide comprising an F217V amino acid substitution. In some embodiments, an isolated and purified polynucleotide encodes a modified NphT7 polypeptide comprising two or more amino acid substitutions. In some embodiments, an isolated and purified polynucleotide encodes a modified NphT7 polypeptide, comprising an I147T amino acid substitution and an F217V amino acid substitution. In some embodiments, an isolated and purified polynucleotide is RNA. In some embodiments, an isolated and purified polynucleotide is an mRNA. In some embodiments, an isolated and purified polynucleotide is a DNA. In some embodiments, an isolated and purified polynucleotide is a cDNA. In some embodiments, vector comprises a polynucleotide of the disclosure. In some embodiments, a plasmid comprises a polynucleotide of the disclosure.

[0013] In one aspect, the disclosure provides for a method of selecting a 3-ketoacyl-CoA synthase as a candidate for condensing a malonyl-CoA with an acyl-CoA having a carbon chain length greater than C₂, comprising: identifying a 3-ketoacyl-CoA synthase polypeptide comprising an amino acid sequence having at least 70% but less than 100% or about 100% homology to SEQ ID NO:1; and selecting the 3-ketoacyl-CoA synthase as a candidate for condensing an acyl-CoA having a carbon chain length greater than C₂ with a malonyl-CoA, if the 3-ketoacyl-CoA synthase comprises one or more features selected from the group consisting of an (A/G)GGSR sequence motif, lack of a STPDXPQ sequence motif, and solely hydrophobic residues in the substrate binding site. In some embodiments, the method comprises selecting at least two 3-ketoacyl-CoA synthases, wherein each synthase III occupies a different branch of a phylogenetic tree.

[0014] In one aspect the disclosure provides for a library of NphT7 homologs selected by a method of the disclosure.

[0015] In one aspect the disclosure provides for an isolated NphT7 homolog, comprising an amino acid sequence having at least 70% but less than 100% homology to any one of SEQ ID NOs. 1-120.

[0016] In one aspect the disclosure provides for an isolated polynucleotide encoding a selected 3-ketoacyl-CoA synthase of the disclosure.

[0017] In one aspect the disclosure provides for a genetically modified organism expressing a selected 3-ketoacyl-CoA synthase of the disclosure.

[0018] In one aspect, the disclosure provides for a method of producing a genetically modified organism that expresses a selected 3-ketoacyl-CoA synthase of the disclosure, comprising transforming a microorganism with a polynucleotide of the disclosure.

[0019] In one aspect the disclosure provides for a genetically modified organism capable of producing a fatty acid or fatty acid-derived product having a carbon chain length of C6 or greater at a rate or titer above a control organism lacking the genetic modification, wherein the genetically modified organism does not comprise any one of SEQ ID NO:121, SEQ ID NO:122, and SEQ ID NO:123. In some embodiments, a genetically modified organism comprises a vector or plasmid of the disclosure. In some embodiments, the genetically modified organism is transformed with a vector or plasmid. In some embodiments, the genetically modified organism comprises a polynucleotide of the disclosure. In some embodiments, the genetically modified organism, expresses a modified polypeptide and/or polynucleotide of the disclosure. In some embodiments, the genetically modified organism, expresses an NphT7 homolog or a modified NphT7 polypeptide of the disclosure. In some embodiments, the genetically modified organism comprises a heterologous polypeptide capable of condensing a malonyl-CoA with an acyl-CoA having a carbon chain length greater than C2 to produce a 3-ketoacyl-CoA having a carbon chain length greater than C4. In some embodiments, the acyl-CoA is acetyl-CoA and the 3-ketoacyl-CoA is 3-ketobutyryl-CoA. In some embodiments, the acyl-CoA is acetyl-CoA and the 3-ketoacyl-CoA is 3-ketobutyryl-CoA. In some embodiments, the acyl-CoA is propionyl-CoA and the 3-ketoacyl-CoA is 3-ketovaleryl-CoA. In some embodiments, the genetically modified organism is capable of producing a free fatty acid or fatty acid-derived product with a carbon chain length C6, C8, C10, C12, C14, C16, C18, C20, or greater with > 20, 30, 40, 50, 60, 70, 80, or 90% purity. In some embodiments, the genetically modified organism is capable of producing a free fatty acid or fatty acid-derived product at a rate of about 0.1 g/gDCW*hr, about 0.2 g/gDCW*hr, or greater. In some embodiments, the genetically modified organism further comprises an additional genetic modification that increases production rate of acyl-CoA. In some embodiments, the genetically modified organism, further comprises an additional genetic modification that increases production rate of malonyl-CoA. In some embodiments, the genetically modified organism, further comprise an additional genetic modification that inhibits a malonyl-ACP fatty acid synthesis pathway. In some embodiments, the genetically modified organism, further comprises an additional genetic modification reduces the conversion of

malonyl-CoA to malonyl ACP. In some embodiments, the genetically modified organism, further comprises an additional genetic modification reduces the rate of condensation of malonyl-ACP with acetyl-ACP. In some embodiments, the genetically modified organism, further comprises one or more additional genetic modifications that fully or partially inhibit one or more reactions selected from the group consisting of glucose to methylglyoxal conversion, pyruvate to lactate conversion, acetyl-CoA to acetate conversion, acetyl-CoA to ethanol conversion, fatty acyl to acetyl-CoA conversion, and any combination thereof. In some embodiments, the genetically modified organism, comprises a polynucleotide encoding a 3-ketoacyl-CoA synthase that comprises an amino acid sequence of at least 70% but less than 100% or about 100% homology to any one of SEQ ID NOs. 1-120. In some embodiments, the genetically modified organism, comprises one or more heterologous polypeptides selected from the group consisting of keto-CoA reductase (KCR), 3-hydroxy-acyl-CoA dehydratase (3HDh), enoyl CoA reductase (EnCR), thioesterase enzymes, and any combination thereof. In some embodiments, the genetically modified organism, comprises one or more heterologous KCR selected from the group consisting of fadB, fabG, fadJ, ech2, PhaB, PaFabG, and any combination thereof. In some embodiments, the genetically modified organism, comprises one or more heterologous 3HDh selected from the group consisting of fadB, fadJ, ech, ech2, crt, and any combination thereof. In some embodiments, the genetically modified organism, comprises one or more heterologous EnCR selected from the group consisting of ter, ccr, fadE, ydiO and any combination thereof. In some embodiments, the genetically modified organism, comprises one or more heterologous thioesterases selected from the group consisting of yciA, PA2801TE, ATTE, YbgC, tesA, YbfF, fadM, LpTE, CpTE (or CperfTE), and any combination thereof. In some embodiments, the genetically modified organism, comprises one or more heterologous 3-ketoacyl-CoA synthases selected from the group consisting of WT NphT7, NphT7 mutated at I147T, and NphT7 mutated at I147T and F217V, and any combination thereof, and at least one of: a heterologous fadB; a heterologous ter; and/or one or more thioesterases selected from the group consisting of tesA, yciA, PA2801TE, and any combination thereof. In some embodiments, the genetically modified organism, comprises one or more heterologous 3-ketoacyl-CoA synthases selected from the group consisting of WT NphT7, NphT7 mutated at I147T, NphT7 mutated at I147T and F217V, synthase III, and any combination thereof; and at least one of: one or more heterologous KCR selected from the group consisting of fadB and fabG; one or more heterologous 3HDh selected from the group consisting of fadB, ech and ech2; a heterologous ter; and/or one or more thioesterases selected from the group consisting of tesA, yciA, PA2801TE,

and any combination thereof. In some embodiments, the genetically modified organism, comprises one or more heterologous 3-ketoacyl-CoA synthases selected from the group consisting of WT NphT7, NphT7 mutated at I147T, NphT7 mutated at I147T and F217V, synthase III, synthase IV, synthase V, and any combination thereof; and at least one of: one or more heterologous KCR selected from the group consisting of fadB and fabG; one or more heterologous 3HDh selected from the group consisting of fadB, ech and ech2; a heterologous ter; and/or one or more thioesterases selected from the group consisting of tesA, ATTE, YbgC, and any combination thereof. In some embodiments, the genetically modified organism, comprises one or more heterologous 3-ketoacyl-CoA synthases selected from the group consisting of WT NphT7, NphT7 mutated at I147T, NphT7 mutated at I147T and F217V, synthase III, synthase IV, synthase V, synthase VI, and any combination thereof; and at least one of: one or more heterologous KCR selected from the group consisting of fadB, fabG, fadJ, and any combination thereof; one or more heterologous 3HDh selected from the group consisting of fadB, fadJ, ech, and any combination thereof; a heterologous ter; and/or one or more thioesterases selected from the group consisting of tesA, ybgC, ybFF, and any combination thereof. In some embodiments, the genetically modified organism, comprises one or more heterologous 3-ketoacyl-CoA synthases selected from the group consisting of WT NphT7, NphT7 mutated at I147T, NphT7 mutated at I147T and F217V, synthase III, synthase IV, synthase V, synthase VI, and any combination thereof; and at least one of: one or more heterologous KCR selected from the group consisting of fadB and fadJ; one or more heterologous 3HDh selected from the group consisting of fadB and fadJ; one or more heterologous EnCR selected from the group consisting of ter, ydiO and fadE; and/or one or more thioesterases selected from the group consisting of tesA, fadM and any combination thereof. In some embodiments, the genetically modified organism, further comprises an additional genetic modification that reduces activity of one or more endogenous polypeptides selected from the group consisting of KCR, hbd, enoyl CoA reductase, thioesterase, and any combination thereof. In some embodiments, the genetically modified organism, further comprises an additional genetic modification that reduces activity of a temperature sensitive version of one or more endogenous polypeptides. In some embodiments, the genetically modified organism, comprises one or more vectors encoding a second genetic modification of the disclosure. In some embodiments, the genetically modified organism, comprises a heterologous transporter that can transport past a cell membrane a free fatty acid having a carbon chain length of C6 or greater. In some embodiments, the genetically modified organism, comprises a heterologous transporter that is an ABC transporter. In some embodiments, the genetically

modified organism, comprises a fatty acid-derived product that is a fatty alcohol, a fatty aldehyde, a fatty alkene, a fatty amide, a fatty ester, a fatty alkane, or fatty diacid. In some embodiments, one or more of thioesterases are fully or partially knocked out, the thioesterases being selected from the group consisting of tesB, YciA, AtTE, CpTE, and any combination thereof. In some embodiments, the genetically modified organism is isolated and purified.

[0020] In one aspect the disclosure provides for a genetically modified organism having a genetic modification selected from the group consisting of F-, $\Delta(\text{araD-araB})567$, $\Delta\text{lacZ4787}(\text{:rrnB-3})$, LAM-, rph-1, $\Delta(\text{rhaD-rhaB})568$, hsdR514, $\Delta\text{ldhA::frt}$, $\Delta\text{pflB::frt}$, $\Delta\text{mgsA::frt}$, $\Delta\text{poxB::frt}$, $\Delta\text{pta-ack::frt}$, $\text{fabI}(\text{ts})\text{-(S241F)-zeoR}$, $\Delta\text{tig::frt}$, $\Delta\text{atoDAEB::frt}$, and $\Delta\text{fadD::frt}$, and an additional genetic modification that increases synthesis of fatty acid from CoA substrates. In some embodiments, the genetically modified organism, comprises a deletion of a host gene, wherein the deletion results in increased malonyl-CoA production. In some embodiments, the genetically modified organism, comprises a deletion of one or more genes selected from the group consisting of lactate dehydrogenase, pyruvate formate lyase, methylglyoxal synthase, pyruvate oxidase, phosphotransacetylase acetate kinase, bifunctional acetyl-CoA reductase/alcohol dehydrogenase, and any combination thereof. In some embodiments, the genetically modified organism of the disclosure, further comprises an additional genetic modification that is associated with one or more enzymes selected from the group consisting of ACP, fabI, fabB, fabH, fabD, fabF, fabG, fabA, fabZ, fabR, and any combination thereof. In some embodiments, the genetically modified organism of the disclosure, further comprises an additional genetic modification that is associated with one or more enzymes selected from the group consisting of udhA, pntAB, PDH, CoAA, panD, aceA, aceB, aceK, GAPDH, pyk, pyk, gltA, CS, bicA, GOGAT, gdh, can, cynT, cynS, puuC, aldA, aldB, yieP, yibD, pstS, BAAT, rhtA, mdtM, yddG, yebS, yeeO, dedA, ycaP, ytfL, ybbP, yegH, ykgH, ytfF, eamB, ydhP, ypjD, mdlB, acrD, ydcO, emrD, citT, citS, citM, citH, and any combination thereof. In some embodiments, the genetically modified organism of the disclosure, further comprises an additional genetic modification associated with an ACCase enzyme. In some embodiments, the genetically modified organism of the disclosure, further comprises an additional genetic modification that is associated with one or more enzymes selected from the group consisting of cscA, cscB, cscK, galP, galKf, and any combination thereof. In some embodiments, the genetically modified organism, further comprises an additional genetic modification that is associated with one or more enzymes selected from the group consisting of fadE, fadD, fadA, fadB, fadI, fadJ, ydiO, paaJ, yqeF, tig, atoD, atoA, atoE, atoB, and any combination thereof. In

some embodiments, the genetically modified organism, further comprises an additional genetic modification that is associated with one or more enzymes selected from the group consisting of NphT7, SaFabH, BsFabH, PaFabH, MtFabH, FabH, PaFabG, fabG, hbd, crt, ech, ech2, ter, ccr, and any combination thereof. In some embodiments, the genetically modified organism, further comprises an additional genetic modification resulting in expression of a heterologous thioesterase. In some embodiments, the genetically modified organism any claim, comprises one or more heterologous thioesterases selected from the group consisting of tesA, 'tesA, tesB, yciA, ybgC, ybfF, fadM, AtTE, CpTE (or CperfTE), LpTE, Pa2801TE, and any combination thereof. In some embodiments, the genetically modified organism, further comprises an additional genetic modification resulting in expression of a heterologous wax ester synthase. In some embodiments, the genetically modified organism, comprises one or more heterologous wax ester synthases selected from the group consisting of Maq1, Pcyl1, Rjos1, Abork1, and any combination thereof. In some embodiments, the genetically modified organism, further comprises an additional genetic modification that results in expression of one or more heterologous proteins selected from the group consisting of prpE, phaA, phaB, phaC, THNS, THNS", and any combination thereof. In some embodiments, the genetically modified organism is a microorganism. In some embodiments, the genetically modified organism is E. Coli.

[0021] In one aspect the disclosure provides for a method of producing from malonyl-CoA a free fatty acid that has a carbon chain length of C6 or greater comprising culturing a transformed microorganism with a carbon feed source, thereby producing the free fatty acid.

[0022] In one aspect the disclosure provides for a method of producing from malonyl-CoA a free fatty acid that has a carbon chain length of C6 or greater comprising: inducing expression of a polypeptide in a microorganism; and culturing a transformed microorganism with a carbon feed source, thereby producing the free fatty acid.

[0023] In one aspect the disclosure provides for a method of producing from malonyl-CoA a free fatty acid that has a carbon chain length of C6 or greater comprising: providing a genetically modified microorganism; and culturing a transformed microorganism with a carbon feed source, thereby producing the free fatty acid.

[0024] In one aspect the disclosure provides for a method of producing a free fatty acid that has a carbon chain length of C6 or greater comprising culturing a microorganism under conditions sufficient to increase acyl-CoA and malonyl-CoA production.

[0025] In one aspect the disclosure provides for a method of producing a free fatty acid that has a carbon chain length of C6 or greater, comprising culturing a microorganism under

conditions sufficient to enable condensation of a malonyl-CoA and an acyl-CoA of a carbon chain length of C2 or greater, whereby the condensation results in production of a keto-acyl CoA product having a chain length of C6 or greater.

[0026] In one aspect the disclosure provides for a method of producing a free fatty acid that has a carbon chain length of C6 or greater, comprising culturing a microorganism under conditions sufficient to reduce a keto group in a keto-acyl CoA product having a carbon chain length of C6 or greater, hereby producing a hydroxyl-acyl-CoA product having a carbon chain length of C6 or greater.

[0027] In one aspect, the disclosure provides for a method of producing a free fatty acid that has a carbon chain length of C6 or greater, comprising culturing a microorganism under conditions sufficient to perform a dehydratase reaction of a hydroxyl-acyl-CoA producing having a carbon chain length of C6 or greater to produce an enoyl-acyl-CoA product having a carbon chain length of C6 or greater.

[0028] In one aspect, the disclosure provides a method of producing a free fatty acid that has a carbon chain length of C6 or greater, comprising culturing a microorganism under conditions sufficient to reduce an enoyl group of an enoyl-acyl-CoA product having a carbon chain length of C6 or greater to produce an acyl-CoA product having a carbon chain length of C6 or greater.

[0029] In one aspect the disclosure provides a method for a method of producing a free fatty acid that has a carbon chain length of C6 or greater, comprising culturing a microorganism under conditions sufficient to remove a CoA group from an acyl-CoA product having a carbon chain length of C6 or greater to produce a free fatty acid or fatty acid-derived product having a carbon chain length of C6 or greater.

[0030] In one aspect the disclosure provides for a method of producing a free fatty acid or fatty acid-derived product of chain length of C6 or greater from malonyl-CoA, comprising: culturing a genetically modified organism under conditions sufficient to increase acyl CoA and malonyl-CoA production, condensing the acyl CoA and malonyl-CoA in the genetically modified organism to produce a keto-acyl CoA product having a carbon chain length of C6 or greater; reducing a keto-group in the keto-acyl CoA product to product a hydroxyl-acyl-CoA product having a carbon chain length of C6 or greater; performing a dehydratase reaction on the hydroxyl-acyl-CoA product to produce an enoyl-acyl-CoA product having a carbon chain length of C6 or greater; and reducing an enoyl group of the enoyl-acyl-CoA product to produce an acyl-CoA product having a carbon chain length of C6 or greater; and removing a CoA group from the

acyl-CoA product to produce the free fatty acid or fatty acid-derived product having a carbon chain length of C6 or greater. In some embodiments, at least 20%, 30%, 40%, 50%, 60%, 70%, 80%, or 90% of free fatty acids produced by a genetically modified organism comprise a carbon chain length of C6 or greater. In some embodiments, the method comprises culturing a genetically modified organism that comprises one or more heterologous 3-ketoacyl-CoA synthases selected from the group consisting of WT NphT7, NphT7 mutated at I147T, NphT7 mutated at I147T and F217V, and any combination thereof; and at least one of: a heterologous fadB; a heterologous ter; and/or one or more thioesterases selected from the group consisting of yciA and PA2801TE. In some embodiments, at least 20%, 30%, 40%, 50%, 60%, 70%, 80%, or 90% of free fatty acids produced by a genetically modified organism comprise a carbon chain length of C8 or greater. In some embodiments, the method further comprises culturing a genetically modified organism that comprises one or more heterologous 3-ketoacyl-CoA synthases selected from the group consisting of WT NphT7, NphT7 mutated at I147T, NphT7 mutated at I147T and F217V, synthase III, and any combination thereof; and at least one of: one or more heterologous KCR selected from the group consisting of fadB and fabG; one or more heterologous 3HDh selected from the group consisting of fadB, ech and ech2; a heterologous ter; and/or one or more thioesterases selected from the group consisting of tesA, yciA, PA2801TE, and any combination thereof. In some embodiments, at least 20%, 30%, 40%, 50%, 60%, 70%, 80%, or 90% of free fatty acids produced by a genetically modified organism comprise a carbon chain length of C10 or greater. In some embodiments, the method further comprises culturing a genetically modified organism that comprises one or more heterologous 3-ketoacyl-CoA synthases selected from the group consisting of WT NphT7, NphT7 mutated at I147T, NphT7 mutated at I147T and F217V, synthase III, synthase IV, synthase V, and any combination thereof; at least one of: one or more heterologous KCR selected from the group consisting of fadB and fabG; one or more heterologous 3HDh selected from the group consisting of fadB, ech and ech2; a heterologous ter; and/or one or more thioesterases selected from the group consisting of tesA, ATTE, YbgC, and any combination thereof. In some embodiments, at least 20%, 30%, 40%, 50%, 60%, 70%, 80%, or 90% of free fatty acids produced by a genetically modified organism comprise a carbon chain length of C12. In some embodiments, the method further comprises culturing a genetically modified organism that comprises one or more heterologous 3-ketoacyl-CoA synthases selected from the group consisting of WT NphT7, NphT7 mutated at I147T, NphT7 mutated at I147T and F217V, synthase III, synthase IV, synthase V, synthase VI, and any combination thereof; and at least one of: one or more heterologous KCR selected from

the group consisting of fadB, fabG, fadJ, and any combination thereof; one or more heterologous 3HDh selected from the group consisting of fadB, fadJ, ech, and any combination thereof; a heterologous ter; and/or one or more thioesterases selected from the group consisting of tesA, ybgC, ybFF, and any combination thereof. In some embodiments, at least 50%, 60%, 70%, 80%, or 90% of free fatty acids produced by a genetically modified organism comprise a carbon chain length of C14 or C16. In some embodiments, the method further comprises culturing a genetically modified organism that comprises one or more heterologous 3-ketoacyl-CoA synthases selected from the group consisting of WT NphT7, NphT7 mutated at I147T, NphT7 mutated at I147T and F217V, synthase III, synthase IV, synthase V, synthase VI, and any combination thereof; and at least one of: one or more heterologous KCR selected from the group consisting of fadB and fadJ; one or more heterologous 3HDh selected from the group consisting of fadB and fadJ; one or more heterologous EnCR selected from the group consisting of ter, ydiO and fadE; and/or one or more thioesterases selected from the group consisting of tesA, fadM, and any combination thereof. In some embodiments, the method further comprises a cycle that comprises reactions, wherein the cycle comprises reactions employing: a NphT7, a KCR, a 3HDh, and an EnCR, wherein at least one, two, three, four, five, six, seven, eight, or nine cycles are conducted, and at least one of the NphT7, KCR, 3HDh, and/or EnCR is modified.

[0031] In one aspect the disclosure provides for a free fatty acid or fatty acid-derived product produced from a genetically modified organism.

[0032] In one aspect the disclosure provides for a free fatty acid or fatty acid-derived product produced by a method of the disclosure. In some embodiments, the fatty acid-derived product is a fatty alcohol, fatty amide, fatty ester, fatty aldehyde, fatty alkene, fatty alkane, or fatty diacid, each of which is substituted or unsubstituted.

[0033] In one aspect the disclosure provides for use of a genetically modified organism for producing a fatty acid having a carbon chain length of C6 or greater.

[0034] In one aspect the disclosure provides for a system for producing a free fatty acid or fatty acid-derived product comprising a carbon chain length of C6 or greater comprising: one or more genetically modified organisms and/or modified polypeptides; and an incubator configured for culturing the one or more genetically modified organisms. In some embodiments, the system comprises a culture medium that comprises a carbon feed source. In some embodiments, the system comprises a purification system for purifying a free fatty acid or fatty acid-derived product. In some embodiments, the system comprises at least two strains of genetically modified organisms. In some embodiments, the system comprises at least three

strains of genetically modified organisms. In some embodiments, the system is capable of producing a free fatty acid or fatty acid-derived product at a titer of about 5 g/L, about 10 g/L, or greater. In some embodiments, the system is capable of producing a free fatty acid or fatty acid-derived product comprising a carbon chain of C6 or greater at a concentration of about 0.5 g/L or greater. In some embodiments, the system is capable of producing a free fatty acid or fatty acid-derived product comprising a C12 carbon chain at a concentration of about 0.7 g/L or greater. In some embodiments, the system is capable of producing a free fatty acid or fatty acid-derived product comprising a C14 carbon chain at a concentration of about 0.7 g/L or greater. In some embodiments, the system is capable of producing a free fatty acid or fatty acid-derived product comprising a C16 carbon chain at a concentration of about 0.8 g/L or greater. In some embodiments, the system is capable of yielding a free fatty acid or fatty acid-derived product at about 0.125 g/g, about 0.16 g/g, or greater. In some embodiments, the system further comprises a mixing apparatus. In some embodiments, the system further comprises a heating apparatus, wherein the incubator comprises the heating apparatus. In some embodiments, the system further comprises a reservoir. In some embodiments, the system further comprises a pump. In some embodiments, the system the reservoir is operably connected to the incubator, and wherein the pump is operably configured to pump material from the reservoir to the incubator. In some embodiments, the system further comprises a lysing apparatus. In some embodiments, the system further comprises an extracting apparatus. In some embodiments, the system further comprises a distillation apparatus.

[0035] In one aspect the disclosure provides for a genetically modified organism that is *Clostridium*, *Zymomonas*, *Escherichia*, *Salmonella*, *Rhodococcus*, *Pseudomonas*, *Streptomyces*, *Bacillus*, *Lactobacillus*, *Enterococcus*, *Alcaligenes*, *Klebsiella*, *Paenibacillus*, *Arthrobacter*, *Corynebacterium*, *Brevibacterium*, *Pichia*, *Candida*, *Hansenula*, *Thraustochytrids*, *Bacteriophage*, or *Saccharomyces*. In some embodiments, the genetically modified organism is a prokaryotic cell. In some embodiments, the genetically modified organism is a eukaryotic cell. In some embodiments, the genetically modified organism is a yeast cell. In some embodiments, the genetically modified organism is a bacteria cell. In some embodiments, the genetically modified organism is a fungi cell. In some embodiments, the genetically modified organism is a microalgae cell. In some embodiments, the genetically modified organism is an algae cell.

[0036] In one aspect the disclosure provides for a carbon source comprising a C6 carbon source. In some embodiments, the carbon source comprises a C3 carbon source. In some embodiments, the carbon source comprises one or more cellulosic sugars. In some embodiments,

the carbon source comprises glucose, sucrose, fructose, dextrose, lactose, xylose, or any combination thereof. In some embodiments, the carbon source comprises less than about 50%, 40%, 30%, 20%, 10%, or 5% by mass of glycerol.

[0037] In one aspect the disclosure provides for a biomass comprising a genetically modified organism. In some embodiments, the biomass comprises a lysed genetically modified organism. In some embodiments, the biomass comprises a modified NphT7 polypeptide. In some embodiments, the biomass comprises a modified polypeptide. In some embodiments, the biomass comprises a polynucleotide. In some embodiments, the biomass comprises a free fatty acid or fatty acid-derived product. In some embodiments, the biomass is dehydrated.

[0038] In one aspect the disclosure provides for a broth comprising a genetically modified organism. In one aspect the disclosure provides for a broth comprising a lysed genetically modified organism. In one aspect the disclosure provides for a broth comprising a modified NphT7 polypeptide. In one aspect the disclosure provides for a broth comprising a modified polypeptide. In one aspect the disclosure provides for a broth comprising a polynucleotide of the disclosure. In one aspect the disclosure provides for a broth comprising a free fatty acid or fatty acid-derived product of the disclosure.

[0039] In one aspect the disclosure provides for an acyl-CoA product, comprising about 15% to 50% by mass of acyl-CoA having a carbon chain length of C4. In one aspect the disclosure provides for an acyl-CoA product, comprising about 40% to 50% by mass of acyl-CoA having a carbon chain length of C6. In one aspect the disclosure provides for an acyl-CoA product, comprising about 5% to 30% by mass of acyl-CoA having a carbon chain length of C8. In one aspect the disclosure provides for an acyl-CoA product, comprising about 1% to 20% by mass of acyl-CoA having a carbon chain length of C12. In one aspect the disclosure provides for an acyl-CoA product, wherein the mass ratio of acyl-CoA having a carbon chain length of C4, acyl-CoA having a carbon chain length of C6, acyl-CoA having a carbon chain length of C8, and acyl-CoA having a carbon chain length of C12, is about 2:4:2:1. In one aspect the disclosure provides for an acyl-CoA product, wherein the mass ratio of acyl-CoA having a carbon chain length of C4, acyl-CoA having a carbon chain length of C6, and acyl-CoA having a carbon chain length of C8, is about 7:8:1. In one aspect the disclosure provides for an acyl-CoA product, wherein the mass ratio of acyl-CoA having a carbon chain length of C4, acyl-CoA having a carbon chain length of C6, acyl-CoA having a carbon chain length of C8, and acyl-CoA having a carbon chain length of C12, is about 2:1:1:1. In one aspect the disclosure provides for an acyl-CoA product, wherein the mass ratio of acyl-CoA having a carbon chain length of C4, acyl-CoA

having a carbon chain length of C6, acyl-CoA having a carbon chain length of C8, and acyl-CoA having a carbon chain length of C12, is about 8:2:3:1. In some embodiments, the acyl-CoA product is selected from the group consisting of 3-ketoacyl-CoA, 3-hydroxyacyl-CoA, and enoyl-CoA.

[0040] In one aspect the disclosure provides for a free fatty acid or fatty acid-derived product, comprising about 15% to 50 by mass of a free fatty acid or fatty acid-derivative having a carbon chain length of C4. In one aspect the disclosure provides for a free fatty acid or fatty acid-derived product, comprising about 40% to 50% by mass of a free fatty acid or fatty acid-derivative having a carbon chain length of C6. In one aspect the disclosure provides for a free fatty acid or fatty acid-derived product, comprising about 5% to 30% by mass of a free fatty acid or fatty acid-derivative having a carbon chain length of C8. In one aspect the disclosure provides for a free fatty acid or fatty acid-derived product, comprising about 1% to 20% by mass of a free fatty acid or fatty acid-derivative having a carbon chain length of C12. In one aspect the disclosure provides for a free fatty acid or fatty acid-derived product, wherein the mass ratio of a free fatty acid or fatty acid-derivative having a carbon chain length of C4, a free fatty acid or fatty acid-derivative having a carbon chain length of C6, a free fatty acid or fatty acid-derivative having a carbon chain length of C8, and acyl-CoA having a carbon chain length of C12, is about 2:4:2:1. In one aspect the disclosure provides for a free fatty acid or fatty acid-derived product, wherein the mass ratio of a free fatty acid or fatty acid-derivative having a carbon chain length of C4, a free fatty acid or fatty acid-derivative having a carbon chain length of C6, and a free fatty acid or fatty acid-derivative having a carbon chain length of C8, is about 7:8:1. In one aspect the disclosure provides for a free fatty acid or fatty acid-derived product, wherein the mass ratio of a free fatty acid or fatty acid-derivative having a carbon chain length of C4, a free fatty acid or fatty acid-derivative having a carbon chain length of C6, a free fatty acid or fatty acid-derivative having a carbon chain length of C8, and a free fatty acid or fatty acid-derivative having a carbon chain length of C12, is about 2:1:1:1. In one aspect the disclosure provides for a free fatty acid or fatty acid-derived product, wherein the mass ratio of a free fatty acid or fatty acid-derivative having a carbon chain length of C4, a free fatty acid or fatty acid-derivative having a carbon chain length of C6, a free fatty acid or fatty acid-derivative having a carbon chain length of C8, and a free fatty acid or fatty acid-derivative having a carbon chain length of C12, is about 8:2:3:1. In one aspect the disclosure provides for a free fatty acid or fatty acid-derived product, comprising about 16% or greater mass of a free fatty acid or fatty acid-derivative having a carbon chain length of C14. In one aspect the disclosure provides for a free fatty acid or fatty acid-

derived product, comprising about 20% or greater mass of a free fatty acid or fatty acid-derivative having a carbon chain length of C16. In one aspect the disclosure provides for a free fatty acid or fatty acid-derived product, comprising about 36% or greater mass of a free fatty acid or fatty acid-derivative having a carbon chain length of C14 or C16. In one aspect the disclosure provides for a free fatty acid or fatty acid-derived product, comprising about 60% or greater mass of a free fatty acid or fatty acid-derivative having a carbon chain length of C14 or C16. In one aspect the disclosure provides for a free fatty acid or fatty acid-derived product, wherein the mass ratio of a free fatty acid or fatty acid-derivative having a carbon chain length of C4, a free fatty acid or free fatty acid-derivative having a carbon chain length of C6, a free fatty acid or fatty acid-derivative having a carbon chain length of C8, a free fatty acid or fatty acid-derivative having a carbon chain length of C10, a free fatty acid or fatty acid-derivative having a carbon chain length of C12, a free fatty acid having a carbon chain length of C14, a free fatty acid or fatty acid-derivative having a carbon chain length of C16, and a free fatty acid or fatty acid-derivative having a carbon chain length of C18, is about 10:20:12:7:8:16:20:7, or about 1:2:1:1:1:2:2:1. In one aspect the disclosure provides for an acyl-CoA product, free fatty acid product, or fatty acid-derived product, that is isolated and purified.

[0041] In one aspect the disclosure provides for a method of making one or more fatty acid-derived products selected from the group consisting of fatty ester, fatty amide, fatty alcohol, fatty aldehyde, fatty alkene, fatty alkane, fatty diacid, and any combination thereof, comprising: contacting a carbon source with a microorganism to form a free fatty acid having a carbon chain length of C6 or greater; and converting the free fatty acid to the fatty acid-derived product, wherein the fatty acid-derived product comprises a carbon chain length of C6 or greater. In one aspect the disclosure provides for a method of making an ester of a fatty acid, comprising esterifying a fatty acid produced by a genetically modified organism. In one aspect the disclosure provides for a method of making an amide of a fatty acid, comprising forming an amide of a fatty acid produced by a genetically modified organism of the disclosure. In one aspect the disclosure provides for a method of making a fatty alcohol, comprising forming the fatty alcohol from the fatty acid produced by a genetically modified organism of the disclosure. In one aspect the disclosure provides for a method of making an aldehyde of a fatty acid, comprising forming an aldehyde of a fatty acid produced by a genetically modified organism of the disclosure.

[0042] In one aspect the disclosure provides for a fuel comprising the acyl-CoA product, free fatty acid product, or fatty-acid derived product of the disclosure. In one aspect the disclosure provides for a lotion comprising the acyl-CoA product, free fatty acid product, or

fatty-acid derived product of the disclosure. In one aspect the disclosure provides for a soap comprising the acyl-CoA product, free fatty acid product, or fatty-acid derived product of the disclosure. In one aspect the disclosure provides for a food comprising the acyl-CoA product, free fatty acid product, or fatty-acid derived product of the disclosure. In one aspect the disclosure provides for a cream comprising the acyl-CoA product, free fatty acid product, or fatty-acid derived product of the disclosure. In one aspect the disclosure provides for a shampoo comprising the acyl-CoA product, free fatty acid product, or fatty-acid derived product of the disclosure. In one aspect the disclosure provides for a conditioner comprising the acyl-CoA product, free fatty acid product, or fatty-acid derived product of the disclosure. In one aspect the disclosure provides for a cleaner comprising the acyl-CoA product, free fatty acid product, or fatty-acid derived product of the disclosure. In one aspect the disclosure provides for a detergent comprising the acyl-CoA product, free fatty acid product, or fatty-acid derived product of the disclosure. In one aspect the disclosure provides for a lubricant comprising the acyl-CoA product, free fatty acid product, or fatty-acid derived product of the disclosure. In one aspect the disclosure provides for a paint comprising the acyl-CoA product, free fatty acid product, or fatty-acid derived product of the disclosure. In one aspect the disclosure provides for a stain comprising the acyl-CoA product, free fatty acid product, or fatty-acid derived product of the disclosure. In one aspect the disclosure provides for an ink comprising the acyl-CoA product, free fatty acid product, or fatty-acid derived product of the disclosure. In one aspect the disclosure provides for a pharmaceutical formulation comprising the acyl-CoA product, free fatty acid product, or fatty-acid derived product of the disclosure. In some embodiments, the product further comprises one or more active agents. In some embodiments, the product further comprises an excipient.

[0043] In one aspect the disclosure provides for one or more isolated and purified polynucleotides comprising exogenous nucleic acid molecules encoding proteins comprising an acetoacetyl CoA synthase, a keto-CoA reductase, a 3-hydroxy-acyl-CoA dehydratase, an enoyl-CoA reductase, and a thioesterase, wherein the 3-ketoacyl-CoA synthase is selected from the group consisting of NphT7, NphT7 I147T, NphT7 F217V, NphT7 I147T and F217V, NphT7 I147S, NphT7 I147S and F217V, synthase III, synthase IV, synthase V, and synthase VI; the keto-CoA reductase is selected from the group consisting of hbd, fadB, fabG and fadJ the 3-hydroxy-acyl-CoA dehydratase is selected from the group consisting of crt, ech, fadB, and fadJ; the enoyl-CoA reductase is selected from the group consisting of ter, ydiO and fadE; and the thioesterase is selected from the group consisting of AtTE, CpTE (or CperTE), fadM, LpTE, PA2801TE, tesA,

tesB, ybfF, ybgC, and yciA. In some embodiments, the 3-ketoacyl-CoA synthase is NphT7; the keto-CoA reductase is selected from the group consisting of hbd and fadB; the 3-hydroxy-acyl-CoA dehydratase is selected from the group consisting of crt and fadB; the enoyl-CoA reductase is ter; and the thioesterase is yciA, and wherein the proteins encoded by the polynucleotides are capable of producing a four carbon fatty acid or fatty acid derived product. In some embodiments, the thioesterase is selected from the group consisting of tesB and yciA. In some embodiments, the 3-ketoacyl-CoA synthase is NphT7 and wherein the proteins encoded by the polynucleotides are capable of producing a four carbon fatty acid or fatty acid derived product. In some embodiments, the keto-CoA reductase is selected from the group consisting of hbd and fadB, and wherein the proteins encoded by the polynucleotides are capable of producing a four carbon fatty acid or fatty acid derived product. In some embodiments, the 3-hydroxy-acyl-CoA dehydratase is selected from the group consisting of crt and fadB, and wherein the proteins encoded by the polynucleotides are capable of producing a four carbon fatty acid or fatty acid derived product. In some embodiments, the enoyl-CoA reductase is ter, and wherein the proteins encoded by the polynucleotides are capable of producing a four carbon fatty acid or fatty acid derived product. In some embodiments, the thioesterase is selected from the group consisting of CpTE, fadM, PA2801TE, tesB, ybgC, ybfF, and yciA, and wherein the proteins encoded by the polynucleotides are capable of producing a four carbon fatty acid or fatty acid derived product. In some embodiments, the thioesterase is selected from the group consisting of tesB and yciA, and wherein the proteins encoded by the polynucleotides are capable of producing a four carbon fatty acid or fatty acid derived product. In some embodiments, one or more 3-ketoacyl-CoA synthases are selected from the group consisting of NphT7, NphT7 I147T, NphT7 F217V, and NphT7 I147T,F217V; the keto-CoA reductase is fadB; the 3-hydroxy-acyl-CoA dehydratase is fadB; the enoyl-CoA reductase is ter; and the thioesterase is selected from the group consisting of AtTE, CpTE (or CperfTE), PA2801TE, tesA, tesB, ybfF, ybgC, and yciA, and wherein the proteins encoded by the polynucleotides are capable of producing a six carbon fatty acid or fatty acid derived product. In some embodiments, the thioesterase is selected from the group consisting of PA2801TE, tesB, and yciA. In some embodiments, one or more 3-ketoacyl-CoA synthases are selected from the group consisting of NphT7, NphT7 I147T, NphT7 F217V, and NphT7 I147T and F217V, and wherein the proteins encoded by the polynucleotides are capable of producing a six carbon fatty acid or fatty acid derived product. In some embodiments, the keto-CoA reductase is fadB, and wherein the proteins encoded by the polynucleotides are capable of producing a six carbon fatty acid or fatty acid derived product. In some embodiments, the 3-hydroxy-acyl-CoA

dehydratase is fadB, and wherein the proteins encoded by the polynucleotides are capable of producing a six carbon fatty acid or fatty acid derived product. In some embodiments, the enoyl-CoA reductase is ter, and wherein the proteins encoded by the polynucleotides are capable of producing a six carbon fatty acid or fatty acid derived product. In some embodiments, the thioesterase is selected from the group consisting of AtTE, CpTE (or CperfTE), PA2801TE, tesA, tesB, ybfF, ybgC, and yciA, and wherein the proteins encoded by the polynucleotides are capable of producing a six carbon fatty acid or fatty acid derived product. In some embodiments, the thioesterase is selected from the group consisting of PA2801TE, tesB, and yciA, and wherein the proteins encoded by the polynucleotides are capable of producing a six carbon fatty acid or fatty acid derived product. In some embodiments, one or more 3-ketoacyl-CoA synthases are selected from the group consisting of NphT7, NphT7 I147T, NphT7 F217V, NphT7 I147T and F217V, Nph7 I147S, Nph7 I147S and F217V, and synthase III; the keto-CoA reductase is selected from the group consisting of fadB and fabG; the 3-hydroxy-acyl-CoA dehydratase is selected from the group consisting of fadB, ech and ech2; the enoyl-CoA reductase is ter; and the thioesterase is selected from the group consisting of AtTE, CpTE (or CperfTE), fadM, PA2801TE, tesA, tesB, ybfF, ybgC, and yciA; and wherein the proteins encoded by the polynucleotides are capable of producing an eight carbon fatty acid or fatty acid derived product. In some embodiments, the thioesterase is selected from the group consisting of PA2801TE, tesB, and yciA. In some embodiments, one or more 3-ketoacyl-CoA synthases are selected from the group consisting of NphT7, NphT7 I147T, NphT7 F217V, NphT7 I147T and F217V, Nph7 I147S, Nph7 I147S and F217V, and synthase III, and wherein the proteins encoded by the polynucleotides are capable of producing an eight carbon fatty acid or fatty acid derived product. In some embodiments, the keto-CoA reductase is selected from the group consisting of fadB and fabG, and wherein the proteins encoded by the polynucleotides are capable of producing an eight carbon fatty acid or fatty acid derived product. In some embodiments, the 3-hydroxy-acyl-CoA dehydratase is selected from the group consisting of fadB, ech and ech2, and wherein the proteins encoded by the polynucleotides are capable of producing an eight carbon fatty acid or fatty acid derived product. In some embodiments, the enoyl-CoA reductase is ter, and wherein the proteins encoded by the polynucleotides are capable of producing an eight carbon fatty acid or fatty acid derived product. In some embodiments, the thioesterase is selected from the group consisting of AtTE, CpTE (or CperfTE), fadM, PA2801TE, tesA, tesB, ybfF, ybgC, and yciA, and wherein the proteins encoded by the polynucleotides are capable of producing an eight carbon fatty acid or fatty acid derived product. In some embodiments, the thioesterase is selected from the group

consisting of PA2801TE, tesB, and yciA, and wherein the proteins encoded by the polynucleotides are capable of producing an eight carbon fatty acid or fatty acid derived product. In some embodiments, one or more 3-ketoacyl-CoA synthases are selected from the group consisting of NphT7, NphT7 I147T, NphT7 F217V, NphT7 I147T and F217V, NphT7 I147S, NphT7 I147S and F217V, synthase III, synthase IV, and synthase V; the keto-CoA reductase is selected from the group consisting of fadB and fabG; the 3-hydroxy-acyl-CoA dehydratase is selected from the group consisting of fadB, ech and ech2; the enoyl-CoA reductase is ter; and the thioesterase is selected from the group consisting of AtTE, CpTE, fadM, PA2801TE, tesA, tesB, ybfF, ybgC, and yciA, and wherein the proteins encoded by the polynucleotides are capable of producing a ten carbon fatty acid or fatty acid derived product. In some embodiments, the thioesterase is selected from the group consisting of tesB and yciA. In some embodiments, one or more 3-ketoacyl-CoA synthases are selected from the group consisting of NphT7, NphT7 I147T, NphT7 F217V, NphT7 I147T and F217V, NphT7 I147S, NphT7 I147S and F217V, synthase III, synthase IV, and synthase V, and wherein the proteins encoded by the polynucleotides are capable of producing a ten carbon fatty acid or fatty acid derived product. In some embodiments, the keto-CoA reductase is selected from the group consisting of fadB and fabG, and wherein the proteins encoded by the polynucleotides are capable of producing a ten carbon fatty acid or fatty acid derived product. In some embodiments, the 3-hydroxy-acyl-CoA dehydratase is selected from the group consisting of fadB, ech and ech2, and wherein the proteins encoded by the polynucleotides are capable of producing a ten carbon fatty acid or fatty acid derived product. In some embodiments, the enoyl-CoA reductase is ter, and wherein the proteins encoded by the polynucleotides are capable of producing a ten carbon fatty acid or fatty acid derived product. In some embodiments, the thioesterase is selected from the group consisting of AtTE, CpTE, fadM, PA2801TE, tesA, tesB, ybfF, ybgC, and yciA, and wherein the proteins encoded by the polynucleotides are capable of producing a ten carbon fatty acid or fatty acid derived product. In some embodiments, the thioesterase is selected from the group consisting of tesB and yciA, and wherein the proteins encoded by the polynucleotides are capable of producing a ten carbon fatty acid or fatty acid derived product. In some embodiments, one or more 3-ketoacyl-CoA synthases are selected from the group consisting of NphT7, NphT7 I147T, NphT7 F217V, NphT7 I147T and F217V, NphT7 I147S, NphT7 I147S and F217V, synthase III, synthase IV, synthase V, and synthase VI; the keto-CoA reductase is selected from the group consisting of fadB, fabG, and fadJ, the 3-hydroxy-acyl-CoA dehydratase is selected from the group consisting of fadB, ech, and fadJ; the enoyl-CoA reductase is ter; and the thioesterase is selected from the

group consisting of AtTE, CpTE (or CperfTE), fadM, LpTE, PA2801TE, tesA, tesB, ybfF, ybgC, and yciA, and wherein the proteins encoded by the polynucleotides are capable of producing a twelve carbon fatty acid or fatty acid derived product. In some embodiments, the thioesterase is selected from the group consisting of fadM, PA2801TE, tesA, tesB, and yciA. In some embodiments, one or more 3-ketoacyl-CoA synthases are selected from the group consisting of NphT7, NphT7 I147T, NphT7 F217V, NphT7 I147T and F217V, Nph7 I147S, Nph7 I147S and F217V, synthase III, synthase IV, synthase V, and synthase VI, and wherein the proteins encoded by the polynucleotides are capable of producing a twelve carbon fatty acid or fatty acid derived product. In some embodiments, the keto-CoA reductase is selected from the group consisting of fadB, fabG, and fadJ, and wherein the proteins encoded by the polynucleotides are capable of producing a twelve carbon fatty acid or fatty acid derived product. In some embodiments, the 3-hydroxy-acyl-CoA dehydratase is selected from the group consisting of fadB, ech, and fadJ, and wherein the proteins encoded by the polynucleotides are capable of producing a twelve carbon fatty acid or fatty acid derived product. In some embodiments, the enoyl-CoA reductase is ter, and wherein the proteins encoded by the polynucleotides are capable of producing a twelve carbon fatty acid or fatty acid derived product. In some embodiments, the thioesterase is selected from the group consisting of AtTE, CpTE (or CperfTE), fadM, LpTE, PA2801TE, tesA, tesB, ybfF, ybgC, and yciA, and wherein the proteins encoded by the polynucleotides are capable of producing a twelve carbon fatty acid or fatty acid derived product. In some embodiments, the thioesterase is selected from the group consisting of fadM, PA2801TE, tesA, tesB, and yciA, and wherein the proteins encoded by the polynucleotides are capable of producing a twelve carbon fatty acid or fatty acid derived product. In some embodiments, one or more 3-ketoacyl-CoA synthases are selected from the group consisting of NphT7, NphT7 I147T, NphT7 F217V, NphT7 I147T and F217V, Nph7 I147S, Nph7 I147S and F217V, synthase III, synthase IV, synthase V, and synthase VI; the keto-CoA reductase is selected from the group consisting of fadB, and fadJ; the 3-hydroxy-acyl-CoA dehydratase is selected from the group consisting of fadB, and fadJ; the enoyl-CoA reductase is selected from the group consisting of ter, ydiO and fadE; and the thioesterase is selected from the group consisting of AtTE, CpTE (or CperfTE), fadM, LpTE, PA2801TE, tesA, tesB, ybfF, ybgC, and yciA, and wherein the proteins encoded by the polynucleotides are capable of producing a fatty acid with a carbon chain length of at least fourteen carbons. In some embodiments, the thioesterase is selected from the group consisting of fadM, tesA, tesB, and yciA, and the proteins encoded by the polynucleotides are capable of producing a fourteen carbon fatty acid or fatty acid derived product. In some embodiments, the

thioesterase is selected from the group consisting of AtTE, CpTE (or CperTE), fadM, Pa2801TE, tesA, tesB, ybfF, ybgC, and yciA, and the proteins encoded by the polynucleotides are capable of producing a sixteen carbon fatty acid or fatty acid derived product. In some embodiments, the thioesterase is selected from the group consisting of AtTE, fadM, tesA, tesB, ybfF, ybgC, and yciA, and the proteins encoded by the polynucleotides are capable of producing a sixteen carbon fatty acid or fatty acid derived product. In some embodiments, one or more 3-ketoacyl-CoA synthases are selected from the group consisting of NphT7, NphT7 I147T, NphT7 F217V, NphT7 I147T and F217V, Nph7 I147S, Nph7 I147S and F217V, synthase III, synthase IV, synthase V, and synthase VI, and wherein the proteins encoded by the polynucleotides are capable of producing a fatty acid with a carbon chain length of greater than or equal to fourteen carbons. In some embodiments, the keto-CoA reductase is selected from the group consisting of fadB, and fadJ, and wherein the proteins encoded by the polynucleotides are capable of producing a fatty acid with a carbon chain length of greater than or equal to fourteen carbons. In some embodiments, the 3-hydroxy-acyl-CoA dehydratase is selected from the group consisting of fadB, and fadJ, and wherein the proteins encoded by the polynucleotides are capable of producing a fatty acid with a carbon chain length of greater than or equal to fourteen carbons. In some embodiments, the enoyl-CoA reductase is selected from the group consisting of ter, ydiO and fadE, and wherein the proteins encoded by the polynucleotides are capable of producing a fatty acid with a carbon chain length of greater than or equal to fourteen carbons. In some embodiments, the thioesterase is selected from the group consisting of AtTE, CpTE (or CperTE), fadM, LpTE, PA2801TE, tesA, tesB, ybfF, ybgC, and yciA, and wherein the proteins encoded by the polynucleotides are capable of producing a fatty acid with a carbon chain length of greater than or equal to fourteen carbons.

[0044] In one aspect the disclosure provides for one or more isolated and purified polynucleotides comprising exogenous nucleic acid molecules encoding proteins comprising a 3-oxoacyl-(acyl carrier protein) synthase III from a species selected from the group consisting of *Alishewanella aestuarii* B11, *Arcobacter butzleri* ED-1, *Clostridiales bacterium* 1_7_47_FAA, *Gluconacetobacter oboediens* 174Bp2, *Gordonia aichiensis* NBRC 108223, *Mesorhizobium* sp. STM 4661, *Pelosinus fermentans* DSM 17108, *Phaeobacter gallaeciensis* 2.10, *Ralstonia solanacearum* Po82, *Saccharomonospora azurea* NA-128, *Saccharomonospora glauca* K62, and *Verrucosispora maris* AB-18-032, wherein the proteins encoded by the polynucleotides are capable of producing a fatty acid. In some embodiments, the 3-oxoacyl-(acyl carrier protein) synthase III is from a species selected from the group consisting of *Pelosinus fermentans* DSM

17108, *Saccharomonospora glauca* K62, *Verrucosispora maris* AB-18-032, and *Clostridiales bacterium* 1_7_47_FAA, and wherein the proteins encoded by the polynucleotides are capable of producing an acetyl-CoA. In some embodiments, the 3-oxoacyl-(acyl carrier protein) synthase III is from a species selected from the group consisting of *Saccharomonospora glauca* K62, *Saccharomonospora azurea* NA-128, *Mesorhizobium* sp. STM 4661, and *Clostridiales bacterium* 1_7_47_FAA, and wherein the proteins encoded by the polynucleotides are capable of producing a four carbon fatty acid or fatty acid derived product. In some embodiments, the 3-oxoacyl-(acyl carrier protein) synthase III is from a species selected from the group consisting of *Gordonia aichiensis* NBRC 108223, *Arcobacter butzleri* ED-1, *Clostridiales bacterium* 1_7_47_FAA, *Saccharomonospora glauca* K62, and *Ralstonia solanacearum* Po82, and wherein the proteins encoded by the polynucleotides are capable of producing a six carbon fatty acid or fatty acid derived product. In some embodiments, the 3-oxoacyl-(acyl carrier protein) synthase III is from a species selected from the group consisting of *Gordonia aichiensis* NBRC 108223, *Gluconacetobacter oboediens* 174Bp2, *Arcobacter butzleri* ED-1, *Ralstonia solanacearum* Po82, and *Phaeobacter gallaeciensis* 2.10, and wherein the proteins encoded by the polynucleotides are capable of producing an eight carbon fatty acid or fatty acid derived product. In some embodiments, the 3-oxoacyl-(acyl carrier protein) synthase III is from *Alishewanella aestuarii* B11, and wherein the proteins encoded by the polynucleotides are capable of producing a ten carbon fatty acid or fatty acid derived product. In some embodiments, the proteins encoded by the polynucleotides further comprise a 3-ketoacyl-CoA synthase from *Streptomyces* sp. (strain CL190).

INCORPORATION BY REFERENCE

[0045] All publications, patents, and patent applications herein are incorporated by reference to the same extent as if each individual publication, patent, or patent application was specifically and individually indicated to be incorporated by reference. In the event of a conflict between a term herein and a term in an incorporated reference, the term herein controls.

BRIEF DESCRIPTION OF THE DRAWINGS

[0046] Figure 1 is a chart showing the carbon chain length distribution in oleochemical feedstocks used to make fatty acids and fatty acid derivatives.

[0047] Figure 2 is a diagram that illustrates various complete bioproduction pathways of the present invention, and provides a representative example of the conversion of various carbon sources to a C10 fatty acid or C10 fatty ester.

[0048] Figure 3 is a diagram showing production of even chain fatty acids using acetyl-CoA as a primer and malonyl-CoA (MCA) as the extender molecule.

[0049] Figure 4 is a diagram showing production of even chain fatty acid esters using acetyl-CoA as a primer and malonyl-CoA (MCA) as the extender molecule.

[0050] Figure 5 is a diagram showing production of odd chain fatty acids using propionyl-CoA as a primer and malonyl-CoA (MCA) as the extender molecule.

[0051] Figure 6 is a diagram showing production of odd chain fatty acid esters using propionyl-CoA as a primer and malonyl-CoA (MCA) as the extender molecule.

[0052] Figure 7 – Figure 14 are a series of various reaction pathways in accordance with the present invention.

[0053] Figure 15 is a bar chart showing the formation of acyl-CoA products produced with NphT7 variants and NphT7 mutants acting (100 µg, 30 min. assays) on Malonyl-CoA and C4-, C6-, or C10-CoA to generate the corresponding C6-, C8- and C12-hydroxyacyl-CoA in the presence of PaFabG hydroxyacyl-CoA reductase.

[0054] Figure 16 is a bar chart showing activity of thioesterases on acyl-CoA substrates of different carbon chain lengths.

[0055] Figure 17 is a bar chart showing production rates of C8-C18 free fatty acids produced in different bacteria strains.

[0056] Figure 18 is a bar chart showing titers of C6-C18 free fatty acids produced in different bacteria strains.

[0057] Figure 19 is a pie chart showing the chain length specificity distribution of free fatty acids produced in strain sample 3.

[0058] Figure 20 is a bar chart showing the chain length specificity preference of different 3HDh.

[0059] Figure 21 is a graph showing the fatty acid carbon chain length distribution produced by various microorganisms in accordance with the present invention.

[0060] Figure 22 includes a series of pie charts showing the fatty acid carbon chain length distribution produced by various microorganisms in accordance with the present invention.

[0061] Figure 23 is a bar chart showing the amounts of C4, C6, and C8 free fatty acid produced by various genetically modified microorganisms in accordance with the present invention.

[0062] Figure 24 is a bar chart showing the amounts of total fatty acids (C4-C18) produced by various genetically modified microorganisms in accordance with the present invention.

[0063] Figure 25 includes a series of pie charts showing the distribution of free fatty acids produced by various genetically modified microorganisms in accordance with the present invention.

[0064] Figure 26 shows a fatty acid pathway that comprises four steps which utilizes a pathway that is similar to the type II fatty acid synthesis (FAS) system utilized by bacteria. Both fatty acid syntheses are shown in Figure 26. A. In step 1, 3-ketoacyl-CoA synthase catalyzes the condensation of acyl-CoA (or acetyl-CoA at initial step of chain elongation) with malonyl-CoA to yield β -ketoacyl-CoA. In the subsequent steps, β -ketoacyl-CoA undergoes reduction by β -ketoacyl-CoA reductase (step 2), dehydration by β -hydroxyacyl-CoA dehydratase (step 3), and a final reduction by enoyl-CoA reductase (step 4). Reactions are repeated and each cycle adds two carbons to the acyl-CoA chain. (B) Type II FAS System. Fatty acid synthesis is initiated by β -ketoacyl-ACP synthase (KASIII) (step 1a) which catalyzes the condensation of acetyl-CoA with malonyl-ACP to yield β -ketoacyl-ACP. In the subsequent steps, β -ketoacyl-ACP undergoes reduction (step 2), dehydration (step 3), and reduction (step 4) similar to CoA specific pathway. Further elongation steps are initiated by KASI or KASII (step 1b) which catalyzes the condensation of acyl-ACP with malonyl-ACP. Figure 27 depicts the novel CoA dependent fatty acid pathway and the key enzymes associated therewith.

[0065] Figure 27 shows the novel CoA dependent fatty acid pathway and the key enzymes associated therewith.

DESCRIPTION OF EMBODIMENTS

[0066] The details of one or more inventive embodiments are set forth in the accompanying drawings, the claims, and the description herein. Other features, objects, and advantages of the inventive embodiments disclosed and contemplated herein can be combined with any other embodiment unless explicitly excluded.

[0067] The present invention relates generally to various production methods and/or genetically modified microorganisms that have utility for fermentative production of various

chemical products, to methods of making such chemical products that utilize populations of these microorganisms in vessels, and to systems for chemical production that employ these microorganisms and methods. Among the benefits of the present invention is increased specific productivity when such microorganisms produce a chemical product during a fermentation event or cycle.

[0068] The present invention provides production techniques and/or genetically modified microorganisms to produce a chemical product of interest, such as a fatty acid or fatty acid derived product. The invention provides for one or more means for modulating conversion of malonyl-CoA to fatty acyl molecules, wherein the production pathway comprises a malonyl-CoA dependent pathway that includes an enzymatic conversion step that uses malonyl-CoA as a substrate. In accordance with certain embodiments, the malonyl-CoA dependent pathway is also a malonyl-ACP independent pathway, and is used in combination with the inhibition of a microorganism's native malonyl-ACP dependent fatty acid synthase pathway. In accordance with certain other embodiments of the present invention, fatty acid or fatty acid derived products are produced in a manner dependent on both a malonyl-CoA dependent pathway and a malonyl-ACP dependent pathway.

[0069] The genetically modified microorganisms of the invention are metabolically engineered to increase utilization of malonyl-CoA for production of a fatty acid or fatty acid derived product, through a metabolic pathway that is at least in part malonyl-CoA dependent. The fatty acid derived products may include esters, aldehydes, alcohols, alkanes, alkenes, and diacids, with various degrees of desaturation and chain branching, and further downstream products made from such chemical products. Also, genetic modifications may be made to provide one or more chemical products.

[0070] The present invention also relates to genetically engineered microorganisms having encoded therein unique enzymes and combinations of enzymes that function within the malonyl-CoA dependent pathway to produce fatty acids or fatty acid derived products of specific chain lengths. The microorganisms and methods provide a cost-competitive means of producing relatively high concentrations of fatty acids or fatty acid derived products of specific chain lengths or products having a relatively narrow carbon chain length distribution (i.e., 2, 3, 4 or less than 5 different carbon chain lengths with in the fatty acid product, e.g. C8/C10 or C8/C10/C12).

I. Definitions/Nomenclature

[0071] As used herein unless otherwise indicated, open terms such as "contain," "containing," "include," "including," and the like mean comprising.

[0072] Some embodiments herein contemplate numerical ranges. When a numerical range is provided, the range includes the range endpoints. Numerical ranges include all values and subranges therein as if explicitly written out.

[0073] As used herein, the article “a” means one or more unless explicitly stated otherwise.

[0074] As used herein, herein unless otherwise indicated, the one letter abbreviations A, R, N, C, D, Q, E, G, H, I, L, K, M, F, P, S, T, W, Y and V, represent the twenty amino acids commonly found in peptides synthesized in nature.

[0075] As used herein, unless otherwise indicated, the convention Letter1NumberLetter2, when applied to polypeptides, means that the amino acid having the one letter code Letter 1, at Number position in the polypeptide, is substituted with the amino acid having the one letter code Letter2. For example, I147T means that the amino acid I, found at position 147 in the peptide, is substituted with the amino acid T.

[0076] As used herein, unless otherwise indicated, the symbol CNumber means a carbon backbone chain length having the indicated number of carbon atoms. For example, C20 means a chemical backbone having a 20 carbon chain length. Note that the number of carbons included in the carbon backbone does not include carbon contained in functional units attached to the backbone (e.g., a functional unit in a fatty acid derived product).

[0077] As used herein, “reduced enzymatic activity,” “reducing enzymatic activity,” “decreased enzymatic activity,” “decreasing enzymatic activity,” and the like is meant to indicate that a microorganism cell’s, or an isolated enzyme, exhibits a lower level of activity than that measured in a comparable cell of the same species or its native enzyme. That is, enzymatic conversion of the indicated substrate(s) to indicated product(s) under known standard conditions for that enzyme is at least 10, at least 20, at least 30, at least 40, at least 50, at least 60, at least 70, at least 80, or at least 90 percent less than the enzymatic activity for the same biochemical conversion by a native (non-modified) enzyme under a standard specified condition. These terms also can include elimination of that enzymatic activity. A decrease in enzymatic activity may be achieved in variety a ways known to those skilled in the art, including for example, a gene disruption or a gene deletion. A decrease in enzymatic activity may be temporal, be controlled through the expression of various genetic elements, or decrease in response to the cultivation conditions of the cell. A cell having reduced enzymatic activity of an enzyme can be identified using any method known in the art. For example, enzyme activity assays can be used to identify

cells having reduced enzyme activity. See, for example, *Enzyme Nomenclature*, Academic Press, Inc., New York 2007.

[0078] As used herein, “increase enzymatic activity,” “increasing enzymatic activity,” and the like is meant to indicate that a microorganism cell’s, or an isolated enzyme, exhibits a higher level of activity than that measured in a comparable cell of the same species or its native enzyme. That is, enzymatic conversion of the indicated substrate(s) to indicated product(s) under known standard conditions for that enzyme is at least 10, at least 20, at least 30, at least 40, at least 50, at least 60, at least 70, at least 80, or at least 90 percent greater than the enzymatic activity for the same biochemical conversion by a native (non-modified) enzyme under a standard specified condition. These terms also can include addition of an exogenous enzymatic activity. An increase in enzymatic activity may be temporal, be controlled through the expression of various genetic elements, or increase in response to the cultivation conditions of the cell. A cell having increased enzymatic activity of an enzyme can be identified using any method known in the art, including the enzyme activity assays noted above used to identify cells having reduced enzyme activity.

[0079] As used herein, the term “gene disruption,” or grammatical equivalents thereof (and including “to disrupt enzymatic function,” “disruption of enzymatic function,” and the like), is intended to mean a genetic modification to a microorganism that renders the encoded gene product as having a reduced polypeptide activity compared with polypeptide activity in or from a microorganism cell not so modified. The genetic modification can be, for example, deletion of the entire gene, deletion or other modification of a regulatory sequence required for transcription or translation, deletion of a portion of the gene which results in a truncated gene product (e.g., enzyme) or by any of various mutation strategies that reduces activity (including to no detectable activity level) of the encoded gene product. A disruption may broadly include a deletion of all or part of the nucleic acid sequence encoding the enzyme, and also includes, but is not limited to other types of genetic modifications, e.g., introduction of stop codons, frame shift mutations, introduction or removal of portions of the gene, and introduction of a degradation signal, those genetic modifications affecting mRNA transcription levels and/or stability, and altering the promoter or repressor upstream of the gene encoding the enzyme.

[0080] In various contexts, a gene disruption is taken to mean any genetic modification to the DNA, mRNA encoded from the DNA, and the corresponding amino acid sequence that results in reduced polypeptide activity. Many different methods can be used to make a cell having reduced polypeptide activity. For example, a cell can be engineered to have a disrupted

regulatory sequence or polypeptide-encoding sequence using common mutagenesis or knock-out technology. *See, e.g., Methods in Yeast Genetics* (1997 edition), Adams *et al.*, Cold Spring Harbor Press (1998). One particularly useful method of gene disruption is complete gene deletion because it reduces or eliminates the occurrence of genetic reversions in the genetically modified microorganisms of the invention. Accordingly, a disruption of a gene whose product is an enzyme thereby disrupts enzymatic function. Alternatively, antisense technology can be used to reduce the activity of a particular polypeptide. For example, a cell can be engineered to contain a cDNA that encodes an antisense molecule that prevents a polypeptide from being translated. Further, gene silencing can be used to reduce the activity of a particular polypeptide.

[0081] The term “heterologous” is intended to include the term “exogenous” as the latter term is generally used in the art. Heterologous can refer to polypeptides and/or nucleic acids which are not ordinarily produced by the host cell. Such heterologous polypeptides and/or nucleic acid thus may comprise polypeptides which either do not have substantial amino acid sequence homology with those proteins produced by the host cell or may comprise polypeptides with substantial but incomplete homology to proteins produced by the host cell or the cell line from which the host cell is derived.

[0082] The term “heterologous DNA,” “heterologous nucleic acid sequence,” and the like as used herein refers to a nucleic acid sequence wherein at least one of the following is true: (a) the sequence of nucleic acids is foreign to (i.e., not naturally found in) a given host microorganism; (b) the sequence may be naturally found in a given host microorganism, but in an unnatural amount (e.g., greater than expected) or position; or (c) the sequence of nucleic acids comprises two or more subsequences that are not found in the same relationship to each other in nature. For example, regarding instance (c), a heterologous nucleic acid sequence that is recombinantly produced will have two or more sequences from unrelated genes arranged to make a new functional nucleic acid.

[0083] The term “antisense molecule” as used herein encompasses any nucleic acid molecule or nucleic acid analog (e.g., peptide nucleic acids) that contains a sequence that corresponds to the coding strand of an endogenous polypeptide. An antisense molecule also can have flanking sequences (e.g., regulatory sequences). Thus, antisense molecules can be ribozymes or antisense oligonucleotides.

[0084] As used herein, a ribozyme can have any general structure including, without limitation, hairpin, hammerhead, or axhead structures, provided the molecule cleaves RNA.

[0085] Bio-production, as used herein, may be aerobic, microaerobic, or anaerobic.

[0086] As used herein, the language “sufficiently homologous” refers to proteins or portions thereof that have amino acid sequences that include a minimum number of identical or equivalent amino acid residues when compared to an amino acid sequence of the amino acid sequences provided in this application (including the SEQ ID Nos./sequence listings) such that the protein or portion thereof is able to achieve the respective enzymatic reaction and/or other function. To determine whether a particular protein or portion thereof is sufficiently homologous may be determined by an assay of enzymatic activity, such as those commonly known in the art.

[0087] Descriptions and methods for sequence identity and homology are intended to be exemplary and it is recognized that these concepts are well-understood in the art. Further, it is appreciated that nucleic acid sequences may be varied and still encode an enzyme or other polypeptide exhibiting a desired functionality, and such variations are within the scope of the present invention.

[0088] Further to nucleic acid sequences, “hybridization” refers to the process in which two single-stranded polynucleotides bind non-covalently to form a stable double-stranded polynucleotide. The term “hybridization” may also refer to triple-stranded hybridization. The resulting (usually) double-stranded polynucleotide is a “hybrid” or “duplex.” “Hybridization conditions” will typically include salt concentrations of less than about 1M, more usually less than about 500 mM and less than about 200 mM. Hybridization temperatures can be as low as 5°C, but are typically greater than 22°C, more typically greater than about 30°C, and often are in excess of about 37°C. Hybridizations are usually performed under stringent conditions, i.e. conditions under which a probe will hybridize to its target subsequence. Stringent conditions are sequence-dependent and are different in different circumstances. Longer fragments may require higher hybridization temperatures for specific hybridization. As other factors may affect the stringency of hybridization, including base composition and length of the complementary strands, presence of organic solvents and extent of base mismatching, the combination of parameters is more important than the absolute measure of any one alone. Generally, stringent conditions are selected to be about 5°C lower than the T_m (temperature at which half the DNA is present in a single-stranded (denatured) form) for the specific sequence at a defined ionic strength and pH. Exemplary stringent conditions include salt concentration of at least 0.01 M to no more than 1 M Na ion concentration (or other salts) at a pH 7.0 to 8.3 and a temperature of at least 25°C. For example, conditions of 5 X SSPE (750 mM NaCl, 50 mM Na Phosphate, 5 mM EDTA, pH 7.4) and a temperature of 25-30°C are suitable for allele-specific probe hybridizations. For stringent conditions, see for example, Sambrook and Russell and Anderson

“Nucleic Acid Hybridization” 1st Ed., BIOS Scientific Publishers Limited (1999), which is hereby incorporated by reference for hybridization protocols. “Hybridizing specifically to” or “specifically hybridizing to” or like expressions refer to the binding, duplexing, or hybridizing of a molecule substantially to or only to a particular nucleotide sequence or sequences under stringent conditions when that sequence is present in a complex mixture (e.g., total cellular DNA or RNA).

[0089] The use of the phrase “segment of interest” is meant to include both a gene and any other nucleic acid sequence segment of interest. One example of a method used to obtain a segment of interest is to acquire a culture of a microorganism, where that microorganism’s genome includes the gene or nucleic acid sequence segment of interest.

[0090] When the genetic modification of a gene product, i.e., an enzyme, is referred to herein, including the claims, it is understood that the genetic modification is of a nucleic acid sequence, such as or including the gene, that normally encodes the stated gene product, i.e., the enzyme.

[0091] In some embodiments a truncated respective polypeptide has at least about 90%, or at least about 91%, or at least about 92%, or at least about 93%, or at least about 94%, or at least about 95%, or at least about 96%, or at least about 97%, or at least about 98%, or at least about 99% of the full length of a polypeptide encoded by a nucleic acid sequence encoding the respective native enzyme, and more particularly at least 95% of the full length of a polypeptide encoded by a nucleic acid sequence encoding the respective native enzyme. By a polypeptide having an amino acid sequence at least, for example, 95% “identical” to a reference amino acid sequence of a polypeptide is intended that the amino acid sequence of the claimed polypeptide is identical to the reference sequence except that the claimed polypeptide sequence can include up to five amino acid alterations per each 100 amino acids of the reference amino acid of the polypeptide. In other words, to obtain a polypeptide having an amino acid sequence at least 95% identical to a reference amino acid sequence, up to 5% of the amino acid residues in the reference sequence can be deleted or substituted with another amino acid, or a number of amino acids up to 5% of the total amino acid residues in the reference sequence can be inserted into the reference sequence. These alterations of the reference sequence can occur at the amino or carboxy terminal positions of the reference amino acid sequence or anywhere between those terminal positions, interspersed either individually among residues in the reference sequence or in one or more contiguous groups within the reference sequence. In other embodiments truncation may be more substantial, as described elsewhere herein.

[0092] Species and other phylogenetic identifications are according to the classification known to a person skilled in the art of microbiology.

[0093] Where methods and steps described herein indicate certain events occurring in certain order, those of ordinary skill in the art will recognize that the ordering of certain steps may be modified and that such modifications are in accordance with the variations of the invention. Additionally, certain steps may be performed concurrently in a parallel process when possible, as well as performed sequentially.

[0094] The meaning of abbreviations is as follows: “C” means Celsius or degrees Celsius, as is clear from its usage, DCW means dry cell weight, “s” means second(s), “min” means minute(s), “h,” “hr,” or “hrs” means hour(s), “psi” means pounds per square inch, “nm” means nanometers, “d” means day(s), “μL” or “uL” or “ul” means microliter(s), “mL” means milliliter(s), “L” means liter(s), “mm” means millimeter(s), “nm” means nanometers, “mM” means millimolar, “μM” or “uM” means micromolar, “M” means molar, “mmol” means millimole(s), “μmol” or “uMol” means micromole(s), “g” means gram(s), “μg” or “ug” means microgram(s) and “ng” means nanogram(s), “PCR” means polymerase chain reaction, “OD” means optical density, “OD₆₀₀” means the optical density measured at a photon wavelength of 600 nm, “kDa” means kilodaltons, “g” means the gravitation constant, “bp” means base pair(s), “kbp” means kilobase pair(s), “% w/v” means weight/volume percent, “% v/v” means volume/volume percent, “IPTG” means isopropyl-μ-D-thiogalactopyranoside, “RBS” means ribosome binding site, “rpm” means revolutions per minute, “HPLC” means high performance liquid chromatography, “UPLC” means ultra performance liquid chromatography, and “GC” means gas chromatography.

[0095] By “means for modulating” is meant any one of the following: 1) providing in a microorganism cell at least one polynucleotide that encodes at least one polypeptide having certain enzymatic activity, wherein such enzymatic activity of the polypeptide so encoded is either: (a) exogenous, (b) native but is lower or higher than the enzymatic activity of its native form (such as by mutation and/or promoter substitution, etc.) , or (c) modulated to have a reduced or increased enzymatic activity at any point during a fermentation process (such as by temperature sensitivity, inducible promoter, etc.); or 2) providing to a vessel comprising a microorganism cell or population an inhibitor that inhibits enzymatic activity or a supplement that increases enzymatic activity. These means may be provided in combination with one another.

[0096] As used herein, references to “synthase III”, “synthase IV”, “synthase V”, and “synthase VI” (except in the context of the name of a specific enzyme sequence included in a FASTA header in one of the Tables) shall refer to the third, fourth, fifth and sixth synthase, respectively, that is included in among a group of synthases. Synthase III, synthase IV, synthase V, and synthase VI may be any 3-ketoacyl-CoA synthase disclosed herein. For example, a reference herein to a genetically modified organism comprising a heterologous nucleic acid sequence encoding a 3-ketoacyl-CoA synthase selected from the group consisting of synthase III and synthase IV means either: (1) a genetically modified organism comprising a heterologous nucleic acid sequence encoding at least three 3-ketoacyl-CoA synthases wherein at least one of such 3-ketoacyl-CoA synthases is a 3-ketoacyl-CoA synthase disclosed herein; or (2) a genetically modified organism comprising a heterologous nucleic acid sequence encoding at least four 3-ketoacyl-CoA synthases wherein at least one of such 3-ketoacyl-CoA synthases is a 3-ketoacyl-CoA synthase disclosed herein.

II. The Bioproduction Pathways of the Present Invention

A. CoA Dependent Pathways

[0097] The present invention relates to a fatty acid pathway that comprises four steps which utilizes a pathway that is similar to the type II fatty acid synthesis (FAS) system utilized by bacteria. Both fatty acid syntheses are shown below in Scheme 1. As illustrated in Figure 26 in Scheme 1, both pathways are cyclical processes that involve: 1) condensation of acyl chain, 2) reduction of the condensation product, 3) dehydration, and 4) reduction to produce an acyl chain that is two carbon atoms longer and the process is repeated with each cycle adding two additional carbons. Given the similarities between the two processes, most enzymes utilized for the type II FAS system can also function in the propose fatty acid pathway. However, a key step involving the chain elongation of acyl moiety is quite different. In accordance with the present invention, a condensation step of the proposed fatty acid pathway employs, *inter alia*, a ketoacyl-CoA synthase that catalyzes the condensation of acyl-CoA with malonyl-CoA, while type II FAS system utilizes ketoacyl-ACP synthases that catalyzes the condensation of acyl-ACP with malonyl-ACP. This type of CoA dependent pathway has been previously known for elongation of longer fatty acid chain lengths (e.g., elongation to C14 to C16 or higher). In accordance with the present invention, however, applicants have discovered novel genetically modified microorganisms capable of producing fatty acids through the elongation pathway illustrated in Scheme 1A and which is capable of elongation of lower carbon chain lengths through this

pathway (e.g., elongation of C4 to C6, C6 to C8, C8 to C10, C10 to C12, and C12 to C14). (Note that β -Ketoacyl and 3-ketoacyl are synonymous.)

[0098] The novel CoA dependent fatty acid pathway and the key enzymes associated therewith are illustrated in Figure 27 for the production of a C6 fatty acid. One skilled in the art will appreciate the cyclic nature of this pathway, wherein a malonyl-CoA is added during each cycle until the desired carbon chain length is reached. The cyclic nature of this novel pathway is further illustrated in **Error! Reference source not found.** to Figure 6. **Error! Reference source not found.** illustrates the production of even chain fatty acids using acetyl-CoA as a primer and malonyl-CoA (MCA) as the extender molecule. 0 illustrates the production of even chain fatty acid esters using acetyl-CoA as a primer and malonyl-CoA (MCA) as the extender molecule. Figure 5 illustrates the production of odd chain fatty acids using propionyl-CoA as a primer and malonyl-CoA (MCA) as the extender molecule. Figure 6 illustrates the production of odd chain fatty acid esters using propionyl-CoA as a primer and malonyl-CoA (MCA) as the extender molecule.

[0099] In accordance with the present invention, fatty acid or fatty acid derived products are produced in a manner dependent at least in part on a malonyl-CoA dependent pathway. In accordance with certain embodiments, the malonyl-CoA dependent pathway is also a malonyl-ACP independent fatty acid production pathway, and may be used in combination with the inhibition of a microorganism's malonyl-ACP dependent fatty acid synthase pathway. In accordance with certain other embodiments of the present invention, fatty acid or fatty acid derived products are produced through a microorganism pathway that is partially malonyl-CoA dependent and partially malonyl-ACP dependent. In accordance with certain other embodiments of the present invention, fatty acid or fatty acid derived products are produced through a microorganism pathway that is initiated through the reaction of malonyl-CoA and acetyl-CoA via a CoA dependent pathway.

[00100] Referring to Figure 7 to Figure 14, examples of various malonyl-CoA dependent pathways are illustrated. The pathways illustrated are examples of the production of fatty acids or esters having carbon chain lengths of 4, 6, 8, or 10. One skilled in the art would appreciate that in view of cyclic nature of the pathways, the pathways could be extended to depict higher carbon chain lengths. In accordance with the present invention, genetically modified microorganisms are provided that include various combinations of enzymes that determine (1) the carbon chain lengths produced by the organism, and (2) the extent to which the pathway is CoA-dependent or both CoA- and ACP-dependent. In addition, if the acetyl-CoA precursor that

initiates the pathways shown in Figure 7 **Error! Reference source not found.** to Figure 14 is changed to propionyl-CoA, then fatty acids and esters having a carbon chain length that is an odd number (i.e., 5, 7, 9, or 11) will be made through the pathways.

III. Genetic Modifications to Microorganisms

[00101] The present invention herein provides genetically modified microorganisms that are modified to enable and/or improve a microorganism's ability to produce fatty acids and/or fatty acid derivatives at least in part through a malonyl-CoA dependent pathway. The malonyl-CoA dependent pathway may be independent of a malonyl-ACP pathway or may be in combination with a malonyl-ACP pathway.

[00102] In general, the genetically modified organism herein can be *Clostridium*, *Zymomonas*, *Escherichia*, *Salmonella*, *Rhodococcus*, *Pseudomonas*, *Streptomyces*, *Bacillus*, *Lactobacillus*, *Enterococcus*, *Alcaligenes*, *Klebsiella*, *Paenibacillus*, *Arthrobacter*, *Corynebacterium*, *Brevibacterium*, *Pichia*, *Candida*, *Hansenula*, *Thraustochytrids*, *Bacteriophage*, *Saccharomyces*; can be a prokaryotic cell; can be a eukaryotic cell; and/or can be a bacteria, yeast, fungi, microalgae or algae cell. Preferably the genetically modified organism is *Escherichia coli*.

[00103] The genetic modifications contemplated by the present invention include enhancing the organism's function in three phases of a CoA-dependent fatty acid pathway contemplated herein: (1) initiation of the fatty acid pathway; (2) chain length extension (or elongation); and (3) termination of the process once a desired chain length is achieved. These three phases are exemplified in Figure 7 to Figure 14.

A. Genetic Modifications to Drive Phase One - Reaction Initiation

[00104] The first phase of the malonyl-CoA dependent pathway is reaction initiation. The reaction to produce even chain fatty acid products is initiated through the conversion of acetyl-CoA + malonyl-CoA to 3-ketobutyryl-CoA. This conversion requires a synthase - a ketobutyryl-CoA synthase. As illustrated in Figure 7, the reaction initiation phase is completed by the conversion of ketobutyryl-CoA to butyryl-CoA by three enzymes: a ketoacyl-CoA reductase ("KCR"), a hydroxyacyl-CoA dehydratase ("3HDh"), and an enoyl-CoA reductase ("EnCr"). The reaction to produce odd chain fatty acid products is initiated through the conversion of propionyl-CoA + malonyl-CoA to 3-ketovaleryl-CoA with subsequent reduction and dehydration reactions catalyzed by KCR, 3HDh, and EnCr. Accordingly, a genetically modified

microorganism of the present invention includes native or exogenous enzymes encoded therein that provide these functions.

(1)Phase One (Reaction Initiation) – Synthases

[00105] In accordance with one aspect of the present invention, NphT7, a 3-ketoacyl-CoA synthase from *Streptomyces* sp. Strain CL190 acts as the ketobutyryl-CoA synthase that initiates fatty acid synthesis by catalyzing the condensation of acetyl-CoA with malonyl-CoA to 3-ketobutyryl-CoA and with reduction → dehydration → reduction to butyryl-CoA (C₄-CoA). In accordance with one aspect of the present invention, NphT7 acts as the 3-ketovaleryl-CoA synthase that initiates fatty acid synthesis by catalyzing the condensation of propionyl-CoA with malonyl-CoA to 3-ketovaleryl-CoA and with reduction → dehydration → reduction to valeryl-CoA (C₅-CoA). The protein sequence for NphT7 (BAJ10048.1 GI:299758082) and its nucleotide sequence (AB540131.1 GI:299758081) are provided below (SEQ ID NO:1; SEQ ID NO:2).

SEQ ID NO:1

MTDVRFRIGTGAYVPERIVSNDEVGAPAGVDDDWITRKTGIRQRRWAADDQATSDLAT
AAGRAALKAAGITPEQLTVIAVATSTPDRPQPPTAAYVQHHLGATGTAAFDVNAVCSGT
VFALSSVAGTLVYRGGYALVIGADLYSRILNPADRKT VVLF GDGAGAMVLGPTSTGTGP
IVRRVALHTFGGLTDLIRVPAGGSRQPLDTDGLDAGLQYFAMDGREVRRFVTEHLPQLI
KGFLHEAGVDAADISHFVPHQANGVMLDEVFGELHLPRATMHRTVETYGNTGAASIPIT
MDAAVRAGSFRPGELVLLAGFGGGMAASFALIEW

SEQ ID NO:2

1 cctgcaggcc gtcgagggcg cctggaagga ctacgcggag caggacggcc ggtcgtgga
61 ggagttcgcg gcgttcgtct accaccagcc gttcacgaag atggcctaca aggcgcaccg
121 ccacctgctg aactcaacg gctacgacac cgacaaggac gccatcgagg gcgcctcgg
181 ccagacgacg gcgtacaaca acgtcatcgg caacagctac accgcgtcgg tgtacctggg
241 cctggccgcc ctgctcgacc aggcggacga cctgacgggc cgttccatcg gttcctgag
301 ctacggctcg ggcagcgtcg ccgagttctt ctcgggcacc gtcgtcgccg ggtaccgca
361 gcgtctgcgc accgaggcga accaggaggc gatcgcccgg cgcaagagcg tcgactacgc
421 cacctaccgc gagctgcacg agtacacgt cccgtccgac ggcggcgacc acgccacccc
481 ggtgcagacc accggcccct tccggctggc cgggatcaac gaccacaagc gcactacga

541 ggcgcgctag cgacaccct cggcaacggg gtgcgccact gtccggcgca ccccggtccg
 601 ggctttcgca cagctattca cgaccatttg agggggcggg agccgcatga ccgacgtccg
 661 attccgcatc atcgggtacgg gtgcctacgt accggaacgg atcgtctcca acgatgaagt
 721 cggcgcgccg gccgggggtgg acgacgactg gatcacccgc aagaccggta tccggcagcg
 781 tcgctggggc gccgacgacc agggcacctc ggacctggcc acggccgagg ggcgggcagc
 841 gctgaaagcg gcgggcatca cggcgagca gctgaccgtg atcgcggtcg ccacctccac
 901 gccggaccgg ccgacggcg ccacggcggc ctatgtccag caccacctcg gtgcgaccgg
 961 cactgcggcg ttcgacgtca acgcggtctg ctccggcacc gtgttcgagc tgcctcggg
 1021 ggccgggacc ctctgtacc gggcggtta cgcgtggc atcgcgcg accgtgactc
 1081 gcgcacctc aaccggccg accgcaagac ggctgtgtg ttcggggagc gcgcccggcg
 1141 aatgtctctc gggccgacct cgaccggcac gggcccatc gtccggcg tgcctcgca
 1201 cacttcggc ggctcaccg acctgatccg tgtgcccg gccggcagcc gccagccgct
 1261 ggacacggat ggctcgacg cgggactgca gtacttcg atggacggg gtgaggtg
 1321 ccgcttcg acggagcacc tggcgagct gatcaagggc ttctgcacg aggcggggg
 1381 cgacggccg gacatcagc acttcgtgc gcacaggcc aacgggtgca tgcctgacg
 1441 ggttttcgg gagctgac tggcgggg gacctgcac cggacggcg agacctacg
 1501 caacacggga gcggcctcca tccgatcac catggacgc gccgtgcg ccggttcct
 1561 ccggccggg gagctgtcc tgcggccg gtccggcg gccatggcg cgagcttcg
 1621 cctgatcgag tggtagtcg ccgtaccac acagcggtc ggcgccacct gttcctgcg
 1681 ccggccggc ctggggcct ttagggccca cccggccca gccgacggat tcagtcggg
 1741 cagtacctc gatgtccgt gcgacggcg cccggagagc ccggcgaga tcgcccggc
 1801 cttctgctc gtcggggc cctcccgca gcaccaccg cggcgacgg ccgctgctc
 1861 ccgcgatac ccggcgagg tcgaggcga gcacggcg cccggagaag ccccccagca
 1921 ccagcgacc gccgactcc tgcggcgca gggcaggctg cgcggcgcg acgtcggtg
 1981 gcagcaccg gagctcctg gggcgggc agaggtcgg cagccggtc tagcaggtc
 2041 cggcgcgcc cggcgggg atcagacaga tcgtggcg ccgctcgtc ctgcccgc
 2101 gcagcgtgac cagcggaatg tccgcccag ctccgga

[00106] In some embodiments, the 3-ketobutyryl-CoA synthase of the present invention is a homolog to a synthase comprising a protein sequence of any one of SEQ ID NOs. 1-120, as shown in Table 1 below. In some embodiments, the 3-ketobutyryl-CoA synthase of the present invention is a 3-ketoacyl-CoA synthase that comprises an amino acid sequence having at least about 70%, about 75%, about 80%, about 85%, about 90%, about 92%, about 94%, about 96%, about 98%, or about 99%, but less than 100% or about 100% homology to any one of SEQ ID

NOs. 1-120. In some embodiments, the method herein comprises selecting at least two of 3-ketoacyl-CoA synthases, wherein each synthase occupies a different branch of a phylogenetic tree. In one aspect, the present invention provides a library of NphT7 homologs herein selected by a method herein.

[00107] In some embodiments, the 3-ketoaleryl-CoA synthase of the present invention is a homolog to a synthase comprising a protein sequence of any one of SEQ ID NOs. 1-120, as shown in Table 1 below. In some embodiments, the 3-ketoaleryl-CoA synthase of the present invention is a 3-ketoacyl-CoA synthase that comprises an amino acid sequence having at least about 70%, about 75%, about 80%, about 85%, about 90%, about 92%, about 94%, about 96%, about 98%, or about 99%, but less than 100% or about 100% homology to any one of SEQ ID NOs. 1-120. In some embodiments, the method herein comprises selecting at least two of 3-ketoacyl-CoA synthases, wherein each synthase occupies a different branch of a phylogenetic tree. In one aspect, the present invention provides a library of NphT7 homologs herein selected by a method herein.

Table 1. Synthase Sequences

SEQ ID NO	FASTA Header	Protein sequence
SEQ ID NO:3	>gi 18310050 ref NP_561984.1 1-324 3-oxoacyl-ACP synthase [Clostridium perfringens str. 13]	MKNAKMIGFLYTPKNLVENERLQEFLETSDIEWIRTRTGIERRYISLDENTSDLAVEASKKALSQARLSAEEIDLIVATVTPDNFTPSTACIVQDKLGAKNAWAFDINAACCTGFIYALKLGRSLIRSGEANNALIIGAETLSKALNWEDRGSCVLFMGDAGATVLTSTEEDCGIKCVNVKSDGSKGDSLVIQGLPLNSPFKDGREVSSENYINMNGREIFKFATKVMEEISIVEILEKENIKIEDIAAIIPHQANLRIIDYVVKRLGIPREKFITNLQNYGNTSGASIPALCESIDEGNLKKGDNIMVGFGGGLTWGALIKL
SEQ ID NO:4	>gi 21224866 ref NP_630645.1 1-316 3-oxoacyl-ACP synthase [Streptomyces coelicolor A3(2)]	MHQGSRITAVGHYQPARILTNEIDLAMVDTSDEWIRSRVGIIRTRIAGPDEPVDELAGHAAAKALASAGLTPADVLDVVATSTAIRSPNTAARVAARLGIPGPAALDLNVVCAGFTHALATADHAVRAGSASRALVVGADKMSEVVDWTDRTTCVLVGDGAGAAVVEACAPGEEPGIGPVLWGSVPENMGNAVRIEGTPPRFAQEGQSVYRWATTRLPAIARQACERSGLEPADLAADVVLHQANLRIVEPLAAKIGAVNAVVARDVVESGNTSAASIPLALSKLAERGEITTGDPALLFGFGGNLSYAGQVVRCP
SEQ ID NO:5	>gi 23014672 ref ZP_00054477.1 1-324 COG0332: 3-oxoacyl-[acyl-carrier-protein] synthase III [Magnetospirillum magnetotacticum MS-1]	MIVRSQIIGCGSYLPSRLVTNAELAAKVDTTDEWIVERSGIRQRHIAAEGETTSDLATNAALRALEAAGIAGSAVDLVIVATATPDNTFPAATATKVQSRIGMKHGFADFVQAVCSGFVYALSVADNFIKSGQVQTALVIGAETFSRILDWNRDRTTCVLVGDGAGAVVLRANRKGSSADRGILSTHLHSDGSHYDLLYVDGGPSSTQTVGHVHMEGREVFRHAVINLASVVGAEALSANDLKASDIDWVPHQANRRRIEGTAKKLGFP LDKMVMVTVDRHANTSAAASIPLALTEAVSDGRIKPGQLVLEAMGGFTWGSALVRM

SEQ ID NO	FASTA Header	Protein sequence
SEQ ID NO:6	>gi 28898830 ref NP_798435.1 1-316 3-oxoacyl-ACP synthase [Vibrio parahaemolyticus RIMD 2210633]	MYSKILGTGSYLPSQVVRTNADLEKMVDTSDIEWIVARTGIKERRIA AEDETVDMAFYAAENAIDMAGIDKNDIDLIVATTSSSHTFPSSA CQVQAKLGIKGCPAFDLAAACSGFVYALSVADQHIKSGMCKNV LVIGADALSKTCDPTDRSTIILFGDGAGAVVVGASQEPGIISTHIY ADGQFGDLLSLPVPERGGKDVVKWLHMAGNEVFKVAVTQLSKLV KDTLEANDMHKSELDWLVPHQANYRIISATAKKLSMSLDQVVV TLDRHGNTSAATVPTALDEAVRDGRIKRGQTLLEAFGGGFTWG SALVKF
SEQ ID NO:7	>gi 56419339 ref YP_146657.1 1-310 3-oxoacyl-ACP synthase [Geobacillus kaustophilus HTA426]	MGAGIIGVGRYVPEKVLTNFDLEKMMMDTSDEWIRTRTGIEERRIA ADDIDTSDMAYFAAKRALQDAGMEAKDIDLILVATVTPDRPFPS VACMLQERLGAVNAAALDISAACAGFMYGMVTAQAQFIDTGAY KYILVVGADKLSKITDWTDRNTAVLFGDGAGAVVMGPVSPGRGI LSFELGADGTGGKHLKYKDEYIVMNGREVFKFAVRQMGESSVRV LEKAGLTKDDVDLIPHQANIRIVEAARQRLELPEEKISTTIRRYG NTSAASIPISLVEELEAGKIHDDDLIMVGFGGGLTWGAIALRWG R
SEQ ID NO:8	>gi 65318552 ref ZP_00391511.1 1-308 COG0332: 3-oxoacyl-[acyl-carrier-protein] synthase III [Bacillus anthracis str. A2012]	MGILGIGRYVPEKVVTNHDLEKIMDTSDIEWIRTRTGIAERRIADD TIDTSYMAVEASKKALEDAGISGEDIDLILVATVTPDRAFPVAVAC VIQEAIGAKHAAAMDLSAACAGFMYGMITAQQFIQTGTYNVL VVGSDKLSKIVDWNDRNTAVLFGDGAGAIMMGAVSEGKGVLSF ELGADGSGGKHLKYQDEYVMNGREVFKFAVRQLGDSCLRVLD KAGLTKEDVDLPHQANIRIMESARERLNPQEKMSMTIEKFG NTSASSIPIAMVEELQNGRIQDGDLLILVGFGGGLTWGAVALRWG K
SEQ ID NO:9	>gi 86159172 ref YP_465957.1 1-326 3-oxoacyl-ACP synthase [Anaeromyxobacter dehalogenans 2CP-C]	MRSLIAGTGSYAPEKVVTNADLEKLVDNTDQWIVERTGIRERHV VADDQATSDLALEASRRALDAAGLDAKDVMIVVGTVPDYPF PSVGAVLQGKLGNKKAFADFVSAACAGSLYALSVADRFVASGA VKNALVVGADALTRITDWTDRNTCILFGDGAGAMVLKPTDDPQ RGIRAVRLHADGSLVPILLQPGGSRDPISEKVVREKSHYVKMN GREVFKVAVRSLEESCREVLADEKLTPGDVTWVIAHQANKRILD ATLHRLEIPESK CWMNLEKYGNTSAASVPMTLDEANRAGWLKP GDTVLMMAIGGGMAWGASVVRW
SEQ ID NO:10	>gi 93006238 ref YP_580675.1 1-381 3-oxoacyl-ACP synthase [Psychrobacter cryohalolentis K5]	MTTCITGTGLYIPFSSISNEELVESFNQYVEKYNTKHAADIEAGTL TALQPSSAAFIKESVSGIKSRYVMEKDGILNPDIMAPVIAYNLGE LSIMAEMGVAAALNDALADAGLEANDLDGILACS NFQRTYPAVSI EIQNAIGMVGGFAYDMNVACSAATFGLSQAHSIASGLAKRVAV VNVEITSAHLNWRNRDSHFIFGDVATACIVEELDTPKGYEILNSK LFTQFSTNIKNEYGFMDRSEFLAAQTEMYPDIKEPVTDKLFLQNG RKVFREVC PKVSEVITEHLQENNIATSDVKMMWLHQANANMLD LILRTVIGKEADKAIVPSVIAEFANTSSASPMIVFHRYKDDLASGD LGVICSFGAGYSIGSVIVRKV
SEQ ID NO:11	>gi 109899602 ref YP_662857.1 1-374 3-oxoacyl-ACP synthase [Pseudoalteromonas atlantica T6c]	MTNSVVISGSLWNPPHSISNEELVDAYNAYAQQFNEQNADEIES GAITAKPFSSAEFIQKASGIRSR CYMKDGVLDINRMRIIPERGE EELSDQAEMAINAAKLALAEANKTAEDIDVVIVSCAYTQRSYPA LAIEVQGALGIKGF GFDMLVACSAATFALH RAYEMISAGTAKGV LVINPELTSPQVNYCDRDSHFIFGDVATAMVVEHADTATSEHVF DILSTKAITQYSNNIRSNFGYVSRANDVDPYGADKLFHQEGRKVF KEVCPMAAEHISEHLERHQLTSADV KRWLHQA NINMNTLISKRL LLGREATVEEAPIVLDRYANTASAGSIIAFNLH HKDLQAGDYGLL CSFGAGYSIGSLLVRKR

SEQ ID NO	FASTA Header	Protein sequence
SEQ ID NO:12	>gi 114047960 ref YP_738510.1 /1-319 3-oxoacyl-(acyl carrier protein) synthase III [Shewanella sp. MR-7]	MHTKILGTGSYLPVQVRSNQDLEKMVETSDQWIVERTGISERRIA AQDETVMSTMGYQAALKALEMAGIEASELDMIICGTTSAANAFPA AAACEIQAMLGVTIPAFDIAAACSGFVYALSVADQFVKNGTAKK VLVIGADVLSRLCEPEDRTTILFGDGAGAAVIGASDEPGIISTHIY ADGRQGDLLKCAFPPRQGETSEAVGFMTMKGNDVFKVAVTQLS HVVTTETLRLNNIDKSEIDWLVP HQANFRIINATAKKLDMSLDKV VLT LAKHGNTSAASVPIALDEAVRDGRIQRGQLLLLEAFGAGFA WGSALVRF
SEQ ID NO:13	>gi 121533809 ref ZP_01665636.1 /1-338 3-oxoacyl-(acyl-carrier-protein) synthase III [Thermosinus carboxydivorans Nor1]	MKANDIGVGILGLGCVPEKVL TNHDLEKMVDTSD EWIVERTGI RERRIADPDVATSDLATRAAERALS NAGISADELDLIIVATATPD MFFPSVACLVDNLKATRAAAFDLVAGCSGFVYGLTVGAQFIKT GLYKKVLVIGAETLSKILDWTD RNTCVLFGDGAGAAVLSETEPG YGLIGFHLGADGSGDLLKLPA GGSRLPPSVETVTQRLHFVHMN GNEVFKFAVRVMGEAAVKALENAGLGHQD VDCLIPHQANIRIIQ SAAKRLKLPMDKVIVNV D KYGNTSAASIPIALEEAVRNGRVKKG DVVVLVGFAGL TWASCVIKWCKEDNTIA
SEQ ID NO:14	>gi 146293464 ref YP_001183888.1 /1-373 3-oxoacyl-ACP synthase [Shewanella putrefaciens CN-32]	MKQVVISGSGLFTPPY SISNEALVESFNAYVDIFNLENAGLIEQGH VAALSYSSSEFIEKASGIKHRYVMVKEGILDPEIMMPLIPERS SDE LSMQAEIGVEAALMALNNANLKA EQIDL VIVACAYTQRAYPAM AIEIQRALGTRGYGYDMQVACSSATFAIVAAANAIATGSASRVLV INPEICSAQVNYRDRDSHFIFGDVATALVLEE QSLVEPNKGFTILS SRCFTDYSNNIRSNFGFLNRC DPSSAHQADKLFHQQGRKVFKE LL PMIYQHLDEHLAEQASTPQSFKRLWLHQANINMNQFVV RKMLG DEVSP EQAPVVLDEYANTASAGSVIAFH KYSSDFKAGDLGLLSSF GAGYSIGSVILQKR
SEQ ID NO:15	>gi 160900704 ref YP_001566286.1 /1-325 3-oxoacyl-ACP synthase [Delftia acidovorans SPH-1]	MRRYARITGTGSYLP PRLTNHDLAELAQRGIETSD EWIVERTG IHARHFAAPDVASSDLALEASKKALEAAGCQPQDIDL IIVATSTPD MVFPSTACILQNKLGANGCAAFDVQAVCSGFVYALT VADAMIQ SGAASRALVVGSEVFSRILDFNDRTTCV LFGDGAGAVVLEASEQ PGILASDLHADGKHVGILCVPGNVSGGQVLGDPLLKMDGQAVF KLAVGVLEKAARATLDKAGLTDADIDWLIPHQANIRIMQSTARK LKLSMDKV VVTVDQH GNTSAASIPLALDHGVRNGQVKPGQTVL LEGVGGGFTWGAVLLKM
SEQ ID NO:16	>gi 166364688 ref YP_001656961.1 /1-333 3-oxoacyl-ACP synthase [Microcystis aeruginosa NIES-843]	MNGFGAAVVITGCGSATPAQFLSNEELS QIVETSDEWIKSRTGIG KRHLADRSVLSQLAAQA AIKALEMAQVSPRIDLILLATSTPDD LFGSAAQVQS QIGANRAIAFDLTAACSGFLVGLVTATQFIRTGTY RNVLVIGADVLSRWVDWDRATCVLFGDGAGAVVCQANDTKD NILGFELHSDGSQNGSLN LAYEGEELPLKQGIRVQKGT YKPLRM NGREVYRFAVAKVPEVIEKALYRANL TTSIDIDLVLHQANQRIM DAVSERLKL PPEKVISNLSEYGNTSAASIPLALDEAVRSGKVKKG DIIASSGFGAGL TWGGIIFRWGD
SEQ ID NO:17	>gi 169633183 ref YP_001706919.1 /1-368 3-oxoacyl-ACP synthase [Acinetobacter baumannii SDF]	MGIRITGTGLFHPTEIISNEELADSLNAYVEQYNQENAEKIAAGEL EELRGSSAEFIEKASGIKRRYVIEKSGILDPTRLRPRLSERSNDELSI QAEWGVIAAKQAMENAGVTAEDIDVVILACSNMQRAYPAVAIEI QSALGIQGYAYDMNVACSAATFGLKQAADAIRSGARRVLLVNV EITSGHLDYRNRDCHFIFGDVATASII EETTTKTGF EILDIHLFTQFS NNIRNNFGFLNRSEDAVVD DKLFRQDGRKVF KDVCPLVAKIINA QLEKMQLTANDIKRFWLHQANANM NELILKYVAGKDADLSRTP IILDEFANTSSAGVIALHRTGHEVDDGEYGVISSFGAGYSVGSIV VQKHVA

SEQ ID NO	FASTA Header	Protein sequence
SEQ ID NO:18	>gi 170781992 ref YP_001710324.1 /1-324 3-oxoacyl-ACP synthase [Clavibacter michiganensis subsp. sepedonicus]	MVERFTRIWGLGAARGELDVPNDDL VGPISSSEWIRQRTGIITR KragADVDVADLATTASLEAIAKAGIRPEQIGIVLVSTVSNTVQT PSMAALLADRIGANPAPAYDISAACAGYTYGIAQADSFIRSLAE YVLVVGAEKLSDIVDPTDRSISFLLGDGAGAAIVGPSDTPGISPTV WGS DGSNWD AVGMTGTLKSMRDGSAWPTLRQDGQKVFRWAV WEMVKVAKEALDRAGVAPEQLAAFIPHQANMRIVDEF AKQLGL PESVAIARDIATTGNTSAASIPLATHRLLEEDPSLSGGLALQIGFGA GLVFGAQVVVLP
SEQ ID NO:19	>gi 197104835 ref YP_002130212.1 /1-370 3-oxoacyl-ACP synthase [Phenylobacterium zucineum HLK1]	MNDAVIAATGLYTPPLSLSNAELVETFNAYVERFNAANAEAIAR GEVQPLQPSSVEFIEKASGIKSRFVVDKTGLVDPEIMRPIPERPND QLSILAEIAVEAAKDAIARWGKPVSEIDAVICAASNMQRAYPAM AIEVQQALGIDGFAFDMNVACSSATFGIKTAADFVAGGAKAVLM VNPEICSGHLNFRDRDSHFIFGDVATAVIVERADQATDGWDILGT RLKTQFSNNIRNNFGLNLRADPEGVGKPKDLFVQEGRKVFREVV PMVSEMIVDHAADLGIDPTGLKRLWLHQANINMNEMIGRKVLG RDPAPGENVIILDEYANTSSAGSIIAFHKANDDFQTGDTGLICSFG AGYSAGTVFVRKR
SEQ ID NO:20	>gi 219849850 ref YP_002464283.1 /1-342 3-oxoacyl-(acyl-carrier-protein) synthase III [Chloroflexus aggregans DSM 9485]	MYDRKVARVSRERYAAVIGWGMVAVPNRVVTNDDLAQRIDTSD EWIRTRTGIRERRVAGPGESTSTFATAAGREALEMAGVSPATIDT VIVATCTPDRFPATACTVQANLQIPRATAFDLAAACSGFVYGLT VATSLIKSGVSRLLLLIGADIFTHYINWDRNTCVLFGDGAGAVV LEATDEPLGLIASNLSADGNLEDLMAVDAGGTRMPLTAELLAEG RQYVYMNGREIFKHAVREMSALHVVAAGLTIDDIALVIPHQ ANVRIIDAVARRLELPPERVMINLDRYGNTSAASIPIALYEAQQE RIKAGDYVLMTAFGGGLTWGSGIVRWGRPSR
SEQ ID NO:21	>gi 227523050 ref ZP_03953099.1 /1-327 3-oxoacyl-(acyl carrier protein) synthase III [Lactobacillus hilgardii ATCC 8290]	MKFENFKILATASQVPTRVVDNDELSTMMDTSDDWIVQRTGIRR RHIAVDETTSSLCTSVAKQLLEKTGLKPSEIDLIVATMSPDYLT VSAMVQGNLGDHVAAMDIDAACSGFVYGLNMVQQLLIAETPK NAILIGGEMLSKLIDWQDRSTAVLFGDGAGGVLLKNTPKAEGAFI SENKTLGKLGRYLTAGKTGAPTPFMEKKDEFSPFFQMNGRRVY RFAVNNVPESINQALAEASLTDDIDHFVLHQANSRIVEKIAETLG VSMDKFPINIDEYGNTAAASEPILLDQLVTNGTIKRGDVVLLSGF GGGLTVGTMILKY
SEQ ID NO:22	>gi 238623523 emb CAX48662.1 /1-327 putative 3-oxoacyl-[acyl-carrier-protein] synthase [Streptomyces anulatus]	MRMSDLGILGTGAYVPDRVVSNDVGAAGVDDAWIRRKTAIR ERRWAAPGQATSDLAAAAGRAALRSAGITADQLSVIVVATSTPD RPQPPTAAYVQHGLGAAGAAAFDVNAVCSGSVFALVAEGLLA GRGGHALVIGADLYSRILNPADRRTVVLFGDGAGALVLGPAAQG PRVRHLALHTFGEAGLIEVPAGGSRLPGDRAALEAGLQYFAMD GREVRRFVAEQLPRLTKQFLHEAGVVPDDIGHFVPHQANGVLLD AVTADLGLPRAASHRTL AHYGNTGAASIPITLDTAARAGAFRPG DLILLAGFGGGMSAGLALVEW
SEQ ID NO:23	>gi 239623103 ref ZP_04666134.1 /1-320 3-oxoacyl-[acyl-carrier-protein] synthase III [Clostridiales bacterium 1_7_47_FAA]	MTTRIIGTGSYVPEQIVTNNDLAQIVETNDEWIRSRTGIGERRIATT ESTSYMAANAAMRALEQSGVKPEEIDLILLGTSSPDYCFPNGACE VQGMIGAVNAACYDISAACTGFVYALNTAHAFISSGIYKTALVIG SDVLSKLIDWTDRTGCVLFGDGAGAVVKADETGILGINMHSDG TKGNVLTCSRTNGNFFLLGKKPELGYMTMDGQEVFKFAVRKVP ECIKQVLDDAGVAAA EVRYFVIHQANYRIIESIAKRLKVSVD CFP VNMEHYGNTSGASVPLLLDEINRKGMLES GDKIVFSGFGAGLTW GATLLEW

SEQ ID NO	FASTA Header	Protein sequence
SEQ ID NO:24	>gi 240850683 ref YP_002972083.1 /1-324 3-oxoacyl-(acyl carrier protein) synthase III [Bartonella grahamii as4aup]	MIRSIIRGVGSALPKRSLSNDEIAKFVETSDSWIVQRTGIRQRYIAS ENETTVSLGVEAAQAALTNAGLTIKIDICILATSTPNRTFPASAV EIQCALGMSHGFAFDIQAVCSGFIFALT TGDSYLRCGAAKRILVIG SDTFSRILDWEDRTTCVLF GDGAGAAILEAQEIEGGIAFERGILSA KLRSNGAYIDKLYVDGGPSTTQT TGYLRMEGREVF KYAVGMITD VDDCFAAAGMDSSQLDWFVPHQANKRIIEASAKKLGISLDKVV ITVDQHGNTSAASVPLALTTAVCDGKIKEGDLIMLEAMGGGFTW GAILIRW
SEQ ID NO:25	>gi 253681256 ref ZP_04862054.1 /1-324 3-oxoacyl-[acyl-carrier-protein] synthase 3 [Clostridium botulinum D str. 1873]	MYNVKIIISTGKYIPDNVVTNDDMSKFVD TNDKWISERTGIKERRI STGENTSHMAVKAALAALEKSSVKATDLDLIIATCTPDSFVPSTA CIVQDKLGATKATCFDISAACTGFIYALGVASQFIKTGQVKNALV IGAETLSKILNWEDRSTCILFADGAGAAIIEERSEEVLISQYTGSDG TGGKALKCEALPVRNPYCKVDDKFKDTLSMEGREVF KFAVNAM IESINKVLENTEYTLDDIDYIVPHQANIRIIEFVSKKLGISQDKFYV NLHKYGNTSGASIPIALDEMNNKGMFKKGDNIILVGFGGGLTFG AHLIQWN
SEQ ID NO:26	>gi 254286853 ref ZP_04961806.1 /1-312 3-oxoacyl-(acyl-carrier-protein) synthase III [Vibrio cholerae AM-19226]	MYSKILGTGSYLPSQVVRTNADLEK MVETSDEWIVARTGIRERRIA ADNETVADMAFFAAQNAIDMAGIDKHDIDMIIVATTSASHTFPSA ACQVQGKLGKICPAFDLAAACSGFMYALSIA DQHVKSGMCKH VLVIGADALSKTCDPTDRSTIILFGDGAGAVVVGASNEPGILSTHI HADGEFGDLLSLEVPVRGGSDKWLHMAGNEVF KVAVTQLSKL VVDTLKANNMHKSELDWLPHQANYRIISATAKKLSMSLDQVVI TLDRHGNTSAATVPTALDEAVRDGRIQRGQMLLLEAFGGGFTW GSA
SEQ ID NO:27	>gi 254477647 ref ZP_05091033.1 /1-323 3-oxoacyl-(acyl-carrier-protein) synthase III [Ruegeria sp. R11]	MTRRAVIAGIGHYLP ERIVENAEFEATLDTSDEWIRSRSGIERRHF AAEGETTSNMATKAAQNALADAGMTADDIDAIVVATSTADLTF PSAATMVQAQLGMTKGFAFDVQAVCAGFVYALS NALVASG QADKVLVIGAETFSKIMDWTD RSTCVLF GDGAGALVLEAQEGA GTSDDRILATDLNSDGRFKDLLYVDGGVSTQNTGHLRMQGNQ VFRHAVEKLASTAHTSLERAGLGADDVDWIVPHQANIRIIQGT KKMGLPMDKVVVTVQDHGNTSAASIPLALS VGKARGQIKQGDLI VTEAIGGLAWGSVVLRW
SEQ ID NO:28	>gi 262375396 ref ZP_06068629.1 /1-369 3-Oxoacyl-[acyl-carrier-protein (ACP)] synthase III family protein [Acinetobacter lwoffii SH145]	MGIRITGTGLFHP EHVITNEELVESLNAYVELFNHENADKIAAGE VEARRGSSADFIEKASGVQRRYVVEKSGILDPKRLRPNLRERADD EISLQAEWGVIAAKQAMENAGVTAEDIDIVILSCSNLQRAYPAVA IEIQTALGIKGYAYDMNVACSAATFGLKQAYDAIKAGARRVLLV NVEITSAHTDFRSRDCHFIFGDVATASIIENTDSKTGFELDSELF TQFSNNIRNNFGFLNTSENADIDDKRFRQDGRKVFKEVCPLVAKMI TAQLEKNQIEPTGVKRFWLHQANASMNELILKL VVGKENAKPGL VPIILNEFANTSSAGVIALHRTAHEVEDGEYGVLC SFGAGYSVGS ILVQKRVA
SEQ ID NO:29	>gi 282854072 ref ZP_06263409.1 /1-332 3-oxoacyl-[acyl-carrier-protein] synthase 3 [Propionibacterium acnes J139]	MTAIKTRPVHGYSKFLSTGSARGSRVVTNEEMCTLIDSTPEWIEQ RTGITERRWATSSETVASMGT TAARTALERSGLEASQIDAIIVATV SHHRPSPSLAAYIARELG LGDAAAFDLNGACAGFCYALADSM IRTGSANYVLVIGVEKLSEMTNLDDRST AFLFSDGAGAAIISASDE PGIGPVVWGSRS DQLKTIELEDWPTASADPNKIHPLIRMEGRAVF KWAMTDVAKRAAEAVAEAGITPADLDVFIPHQANDRITDVVSR HLKLPESVTVCHDIADMGNTSAASVPIAIDRMLQRGQA HSGDLA LIIGFGAGLVYAGQVIRLP

SEQ ID NO	FASTA Header	Protein sequence
SEQ ID NO:30	>gi 291439887 ref ZP_06579277.1 /1-333 3-oxoacyl-(acyl carrier protein) synthase III [Streptomyces ghanaensis ATCC 14672]	MAKIKPSKGAPYARILGVGGYRPTRVVPNEVILETIDSSDEWIRSR SGIETRH WASPEETVAAMSVEASGKAIADAGIDAAQIGAVVVST VSHFAQTPAIAATEIADRLGTDRAAAFDISAGCAGFGYGLTLAKG MVVEGSAEYVLVIGVERLSDLTDLEDRAFLFGDGAGAVVVG SQEPAIGPTVWGSEGDKSETIKQTPWTDYRDGTVEKFPAITQEG QAVFRWAVFEMAKVAQQALDAAGITADDLDVFIPHQANVRIIDS MVKTLKLPEHVTVARDIRTTGNTSAASIPLAMERLLATGEAKSG DTALVIGFGAGLVYAASVVTLTP
SEQ ID NO:31	>gi 294791665 ref ZP_06756813.1 /1-331 3-oxoacyl-(acyl-carrier-protein) synthase III [Veillonella sp. 6_1_27]	MTMMNKPVGIIGTGSFLPDNVVTNFDLEKMVD TNDQWIRERTGI EERRIAPEGMNTSYMATEAAKKAMQMANVTAEIDMIIFATLTP DMIIPSAACVLQANLGAKNAAAYDLQAACSGFVYGLITAASYISS GIYKKVLVVGAEILSRRVNWNDRGTCILFGDGAGAAVVSEVPEG YGIKGIDMGADGTGGSALCIPAGGTAVVANDQRVEEGLTFIHMD GPEVYKFAVKTMGRTVLKS LERASMELNELDYFIPHQANIRIIDS AAKRLHLPMEKVFVNLHKY GNTSAASVAIALDEANREGRFKRG DNVAFAGFGAGLTWASLV LKWY
SEQ ID NO:32	>gi 296388215 ref ZP_06877690.1 /1-373 3-oxoacyl-(acyl carrier protein) synthase III [Pseudomonas aeruginosa PAb1]	MHKAVISGTGLYTPPYSISNDELVESFNTFVRQYNDQHAEIAK ELEALAESSSAFIEKASGIKSRFVMNKEGILDPQRMVYPYLPERSND EWSILCEMAVAAAREALQRAGRSAADIDGVIVACSNLQRAYPAI AVEVQAALGIQGYGYDMNVACSSATFGIQAATTAIQTGQARAIL MVNPEICTGHLNFRDRDSHFIFGDACTAVIVERADLAVSKHQFDI VSTRLLTQFSNNIRNNFGFLNRADESGIGKRDKLFVQEGRKVFKD VCPMVAELIGEHLAANEIQVAEVKRFWLHQANLNMNLLITRKLL GRDAEAHEAPVILDSYANTSSAGSVIALHKHQDDLPSGAIGVLSS FGAGYSIGSVILRKH
SEQ ID NO:33	>gi 302539498 ref ZP_07291840.1 /1-343 3-oxoacyl-[acyl-carrier-protein] synthase III [Streptomyces sp. C]	MTAIGILGTGSYLPADTVSNRVVGERAGVTEDWILQKTGIRERRY AAEYEATSDLAVEAARSALDAAGISAEQLSWIVVATSTPDSPQPA TACLVQHRIGAVNAAAFDVNSVCSGFVFLVAAARMPLPGQDGG VRGHALVIGADVYSRIIDREDRRTAVLFGDGAGAVVLGPVRS GYVVLGSYLASRGDQAE LIRVEAGGSRLPASEKTVAEGLHHFRMNG RGVRDFVAAELPRAVGEVLDRHGLERSEVDHFVPHQANGVMLG ETVPRLLGLPRARTH LTVAEHGNTSAASIPLALDEAYRSGAFRDRD VLLAGFGGMSLGTVLVRWDEEAAPAPRKDSAA
SEQ ID NO:34	>gi 307083025 ref ZP_07492138.1 /1-313 3-oxoacyl-[acyl-carrier-protein] synthase III fabH, partial [Mycobacterium tuberculosis SUMu012]	MTEIATTSGARVGLLSVGAYRPERVVTNDEICQHIDSSDEWIYT RTGIKTRRFAADDESAASMA TEACRRALS NAGLSAADIDGVIVTT NTHFLQTPPAAPMVAASLGAKGILGFDLSAGCAGFGYALGAAAD MIRGGGAATMLVVGTEKLSPTIDMYDRGNC FIFADGAAAVVVG ETPFQGIGPTVAGSDGEQADAI RQDIDWITFAQNPSGPRPFVRLEG PAVFRWAAFKMGDVGRRAMD AAGVRPDQIDVFVPHQANSRINE LLVKNLQLRPDAVVANDIEHTGNTSAASIPLAMAELLTTGA AKP GDL
SEQ ID NO:35	>gi 311113478 ref YP_003984700.1 /1-341 3-oxoacyl-(acyl-carrier-protein) synthase III [Rothia dentocariosa ATCC 17931]	MTTLKQYENNRYSRILGYGASRGEVIVHNNDIVEAINSSDEWIKQ RTGISTRHRASENQTVNDL AIAAAH DALANSHVTGEQIDAVIIST SHPYATPSLAVLVADAIGSRCPAYDISAACAGFCYGIAQADAMV RSGMAQNVLVIGVEKLSDFIDNTERSISFLLGDGAGAAVVSVSDE PGIAPTIWGSDGSRWGTVMTHSLLDIRNRDFVVNPVQEDEKIW PTLRQDGPSVFRWAVWEMAKVAQQALESAGITPDEL GALIPHQA NARIIDQMAKTLKLPENVAIARDIADAGNTSAASVPLAAHRL LQE QPELSGKFALQIGFAGLAYAAQVVVLP

SEQ ID NO	FASTA Header	Protein sequence
SEQ ID NO:36	>gi 312793335 ref YP_004026258.1 /1-328 3-oxoacyl-(acyl-carrier-protein) synthase iii [Caldicellulosiruptor kristjanssonii 177R1B]	MKQNVKILSTGRFVPEKILSNYDLEKMOVETSDEWITQRTGIKERR IVDGRSTTDLAVQAARNAMQKAGISPDEIDLIVIVATVTPMEMFFP STACLVQKELKLKNAFAFDISAACSGFIYGMVATQFIQNGFCKT ALVIGAEALSKITNWSRSTCVLFGDGAGAAILTASSEEGILGFEL GSDGENGLLLYCHAFGLSDLSYSQFKDMPNFRKIYMDGNEVYKF AVKIMPYAVEKVLEKVGLSSSDIDVFIPHQANIRIIESAAKRLKIP MEKV FVNLHKYGN TSAASIPALDEAIEEGRIKKGDRIVLVGFGG GLTWASCAVKWI
SEQ ID NO:37	>gi 318080591 ref ZP_07987923.1 /1-307 3-oxoacyl-(acyl-carrier-protein) synthase III [Streptomyces sp. SA3_actF]	MDNSELCA TVASTPEWIETRSGIRARGFAAPDETLRFMGRAAAE KALARAGVLPDGDIDLVLVASM SRLEQTPPLAVLLAEDLGARAAA GLDVSGACAGFCHALALASDAVRAGSARHVLVVGTERMTDLVE RADRTVSVL FADGAGAAVVGPSARPGISPPARGAAGRYAGALR MDRGWDAFAADPSLGRP WMRMDGRRVFRWAMDEVTPRAAEL LRESGIEPEALDAFVPHQANLRMIELMAERLGLPERTAVARDVV RAGNTSAASVPLALEALLDSGEVGS GDRALLVGFGAGLNYAAQ VVELP
SEQ ID NO:38	>gi 320116117 ref YP_004186276.1 /1-331 3-oxoacyl-(acyl-carrier-protein) synthase III [Thermoanaerobacter brockii subsp. finnii Ako-1]	MCEKIAAGILGTGSYVPEKVL TNFDLEK MVDTSDEWITTRTGIKE RRIADPSQATSD LATEAAKKALED AKVDPSEIDMIIIVATVTPDMN FPSTACIVQANLGAANAAAFDISVGC SGFIYGLAIAQQFVETGMY NKILVIGAETLSKIINWKDRNTCVLFGDGAGAVVVG RVESGYGIL SSYLGADGTG GKHLYMPAGGSRMPASEETVKKNLHTIFMEGQE VFKFAVKVMDSATIEALNRCGLKPEDIDMLIPHQANTRIIEAARK RLKLSNDKVYINLDKYGN TSAASVAIALDEAYRKGLIKKGDVILT VAFGAGLTWASSVIRWSK
SEQ ID NO:39	>gi 320449672 ref YP_004201768.1 /1-322 3-oxoacyl-ACP synthase [Thermus scotoductus SA-01]	MSGILALGAYAPERVMKNEEF EAYLDTSDEWIVTRTGIRERRIAA EDEYTS DLAFKAVEDLLGRHPGALEGV DGIVATNTPDALFPDT AALVQARFGIQGFAYDLLAGCPGWLYALAQAHAMVEAGLARK VLVVGAEALSKIVDW NDRATAVLF GDAGGA AVVGK VSKGFGFR SFVLGADGTGAKELYHACVAPRLPDGTSMRNRLYMNGREVFKF AVRVMNTATLEAIEKAGLTPEDIKVFVPHQANLRIIDAARERLGL PWERVVVNVDRYGN TSTASIPLALKEAVDEGRIREGDHVLLVSF GAGLTWAAAVITWGA
SEQ ID NO:40	>gi 322421910 ref YP_004201133.1 /1-326 3-oxoacyl-(acyl-carrier-protein) synthase III [Geobacter sp. M18]	MIRAEILGTGGFVPARVVPNAHFNYLVDDADQWIHSRTGIRERRF ASAE EATSDLATNAALLALENGD VDPLEIDCIIVSTSTPDMILPAT ACMVQKNIGAAKAFADMN A VCSSFIY GMEVADNLIRSGKYRK VLLIGADTYSKILDFDDKGSAPLFGDGAGAVILGAGLSGKGILQS VMHSDGNGWELIQVPSSGSRKPVTAE SIAAKENTFKMAGKSVFT FATDVIPRIISDLAERGGIRAEDIDHIIPHQANVRIIDFISRKTGIPKE KFLNLDRYGN TAAASVGLALDENRRNGVIKSGELVLMMGFGG GLSWG GVL LKA
SEQ ID NO:41	>gi 322513545 ref ZP_08066645.1 /1-316 3-oxoacyl-(acyl-carrier-protein) synthase III [Actinobacillus ureae ATCC 25976]	MYSKILATGSYLPAQIRTNADLEK MVDTTDEWIFTRSGMKERRIA AADET VATMGAQA AKKALEMAKIDHNEIDLIVVGTTTNSHAYPS AACQIQGMLEIKDAIAFDVAAACTGFVYALSVADQFVRTGKVKK ALVIGSDLNSRALDETDRSTVVLFGDGAGAVILEASEEQGIISTHL HSSSDSEYMLALPAQKRGNEKSGFIQM QGNATFKLAVGQLSSVV EETLEANNLQKSDLDWL VPHQANIRIIAATAKKLEMDMSQVVL T VEKYGNNSAATVPVALDEAVRDGRIQRGQLLLLEAFGGGWTWG SALVRF

SEQ ID NO	FASTA Header	Protein sequence
SEQ ID NO:42	>gi 325677042 ref ZP_08156713.1 /1-345 3-oxoacyl-(acyl-carrier-protein) synthase III [Rhodococcus equi ATCC 33707]	MPAPIATATPAAHAALLGLGVYRPRRVVPNSEIVDRIDSSDEWIR TRSGITARGWAEPDETIVSMSVAAARDALAAAGLVAEQIDAVVL ATSSQMVLGPSAGAVVATELGMQDTAAFDISAGCAGFCYALGN AASLVRAGQARHVLVIGVERLSDLLDPTDRTCAFIFADGAGAVV VGPSDSEGIGPVAWGS DGSQTKAIKQDKDFMQYFAEVA AAEAA GGSTERPYIRMDGQAVFRWAITFLEKACRDALEKAGVTADDLD AFVPHQANSRITDALIRTLGLPDSVAVARDIAESGNTSAASIPMA MEQLLRSGEARPGDTALLLGFAGLAYAGQVVQLPAIS
SEQ ID NO:43	>gi 325917371 ref ZP_08179586.1 /1-325 3-oxoacyl-(acyl-carrier-protein) synthase III [Xanthomonas vesicatoria ATCC 35937]	MSKRIYSRIAGTGSYLPEKVL TNDDMSKIVDTSDEWIFSRTGIRER HIVADDQTTSDLAYFASLKAMEAAGVTADEIDLIVIGTTTPDLIFP STACLLQARLGNVGC GAMDVNAACSGFVYALSVADKFVRS GD AKTVLVVGAETLTRIVDWTDR TTCVLFGDGAGAVILKADEETGI LSTHLHADGSKKELLWDPVGVSVGFGEKNGGGALLMKGNDV FKYAVKALDSVVDETLAANGYDKHDLDWLIPHQANLRIIEATAK RLDLPMEQVVVTVD RHGNTSSASVPLALDEAVRSGRVQRGQLL LLEAFGGGFTWGSALLRY
SEQ ID NO:44	>gi 326203621 ref ZP_08193485.1 /1-332 3-oxoacyl-(acyl-carrier-protein) synthase III [Clostridium papyrosolvans DSM 2782]	MIKSTKSVGIIGTGSFVPEKVL TNNDLEKMVDTSDEWIIKRTGISE RRILDHDTPNYTMGIEAANRALEDAGLKAEDIDLLILSTEAPDYM SPSMSCIIQGAIGAVNAIAFDLNAACTGFIYSLSVARQFIANGVYR NALVIGCEGLSKIVDWKDRNTCILFGDASGAVVLGEVDEGYGIL DSFLGSNGAEGMNITIPNLYLSEEEKAKRVNEKYNTLWMDGKEV FKFAVKAMSSATMHVLDNLNMDIKELDFIFPHQANTRIIDGAIKK LGITDDKIHYYINKYGNISSASIPVAMDEAKRDGKLKKGDNMVLV AFGGGLTWGSMVAVKWSK
SEQ ID NO:45	>gi 332670773 ref YP_004453781.1 /1-334 3-oxoacyl-(acyl-carrier-protein) synthase III [Cellulomonas fimi ATCC 484]	MTRPTLTQATGPAHSRILGIGGVRGERVVPNDL VGPI DSSDEWI RQRTGIVTRRRAGEGTDVLDLAEGAARAAIENAGLTGADIDAVIL STVTYFHQTPAGAAIIADRIGATPAAAYDISAACAGYCYGIGQAD ALVRAGAARHVLVIGAEKMSEFVDPTDRSISFLLGDGAGAVVIGP SDTPGIGPTVWGS DGAQAQAIRQTHSWLATRDEGAGWPTLRQE GQSVFKWAVWQMAPVAQKALDAAGVTADQIDAFVPHQANMRI IDQMIKQLKLPETVVVGRDIADTGNTSAASIPLATERLLREGQVSS GALALQIGFGAGLVYAAQVVVLP
SEQ ID NO:46	>gi 339488784 ref YP_004703312.1 /1-369 3-oxoacyl-ACP synthase [Pseudomonas putida S16]	MISGTGLYTPAQSI NEELVASFNTWSQQFNEDNAAA IERGEVEA APLSDAAFIEKASGIKSRFVMDKAGILDPQRMKPRLPERSNDEPS VLCEMAVAAARQALERAGRTAADVDGVIVACSNLQRPYP AIAIE VQQALGIQGFAFDMNVACSSATFGIQTAA NSVALGQARAVLMV NPEVCTGHLNFRDRDSHFIFGDAATAVLLERADKATSAHQFDIVS SKLWTEFSNNIRNNFGFLNRAAEEGEGAADKLFIQEGRKVFREVC PKVAELIGEHLQENGLQPSDVKRFWLHQANLSMNHLIVKKLLGR EVAEEDAPVILD RYANTSSAGSVIAFHLYQDDLAKGSLGVLSSFG AGYSIGSVVLRKR
SEQ ID NO:47	>gi 339494943 ref YP_004715236.1 /1-373 3-oxoacyl-(acyl carrier protein) synthase III [Pseudomonas stutzeri ATCC 17588 = LMG 11199]	MYNVVISGTGLYTPASSISNDELVESFNTYVHRFNSENA AAI EAG EVQPLAESSAFIEKASGIKSRVYTDKAGILDPERMVPRIPERSND EWSILCEMSVKAAEEALARAGKTAADIDGVIVACSNLQRAYPAI AIEVQAALGIKGF GFD MNVACSSATFGIQNAVNSIKLGQARAILM VNPEICTGHMNFDRDRDSHFIFGDACTAVVIEREDLATS AHQWEV LSTKLVTESNNIRNNFGFLNRTAEEYMSNPDKLFIQEGRKVFKE VCPMVAELIGEHLSENGI AVESVKRFWLHQANLNMNHLIVRKLL GRDATEEEAPVILDTYANTSSAGSVIAFHKHQDDLPSGSLGVLSS FGAGYSIGSVILRKR

SEQ ID NO	FASTA Header	Protein sequence
SEQ ID NO:48	>gi 340361349 ref ZP_08683778.1 /1-320 3-oxoacyl-[acyl-carrier-protein] synthase III [Neisseria macacae ATCC 33926]	MQYAKILGTGSYLPANRVSNDDLAKKVDTSDEWITTRTGIFRHI ADEGEKTSDLAAEASRRALVAAGVTADEIDLIVATATPDMQFPS TATIVQQLGIANGCPAFDVQAVCAGFMYALSTANAYIKSGMA KKALVIGAETFSRIVDWNDRITTCVLF GDGAGAVVLGASDEAGII HSLKADGNYLDLLNVP GQIANGQVCGSPYITMDGPGVFKFAVK MLAKIADEVISEAGYTPDQIDWL VPHQANKRIIDSTAKHLGLDME KVILTVQEHGNTSAASIPLALDVGIQNGQIKRGQNL LLEGIGGGF AWGAVLVKY
SEQ ID NO:49	>gi 344206308 ref YP_004791449.1 /1-325 3-oxoacyl-ACP synthase [Stenotrophomonas maltophilia JV3]	MSKRIYSRIAGTGSYLPEKVL TNADLEK MVETSDEWIQSRTGIRE RHIAAEGETTS DLGYNAALRALEAAGIDASQLDMIVVGTTPDLI FPSTACLIQAKLGVAGCPAFDVNAACSGFVFALGVADKFIRSGDC KHVLVIGTETLTRMVDW NDRITTCVLF GDGAGAVVLKADEETGI LSTHLHADGSKKELLWNPVGVSSGFKDGANGGGTINMKGNDF KYAVKALDSVVDETLAANGLDKSDLDWLIPHQANLRIIEATAKR LDMSMDQVVVTVDKHGNTSSGSVPLALDAAVRSGRVERGQLLL LEAFGGGFTWGSALLRY
SEQ ID NO:50	>gi 345304635 ref YP_004826537.1 /1-346 3-oxoacyl-ACP synthase III [Rhodothermus marinus SG0.5JP17-172]	MPYAAITAVGHFLPEDRLTNADLEK MVDTSDIEWIRTRTGIRERRI LRDPNKATSYMATEAARECLRKRGM DPEDVELIIVATVTPDMFF PATACLVQANLGARNAWGF DLSAACSGFLFALSTAARFIESGKH KRVMVIGADKMSTITDYTD RKNCILFGDAAA AVLLEPDPECGVI DSVEHCDGNNWELLCMLGGGSLNPPTHETVDRKMHYLHQEGR AVFKLAVEGMAQVAVEIMERNNL TADDVRYLVPHQANLRIIDA TARRMGLSPDKVMVNIDRYGNTTAATIPLC LYDWERQLRRGDN LILAAFGGGFTWGA IYLKWAYDGDKVAAAAEATAETSTENA
SEQ ID NO:51	>gi 349685677 ref ZP_08896819.1 /1-323 3-oxoacyl-[acyl-carrier-protein] synthase III [Gluconacetobacter oboediens 174Bp2]	MTAKRSLLSGFGGYLPERIVTNDELASRLDTSDEWIRGRTGIGQR HIAGENDTAVSMAAQAARRALDYAGAAPDDVD AIIIVATSTPDQ AFPSTAVRVQAE LGMTSGFGFDLAAACSGFIYALSMADSLIRSGQ ARSALVIGSEVYSRILDWSDRGTCVLF GDGAGAAFLTAAGPDDG DAGILSTHLHSDGQYGDLLYVDGATGQH DRPAHLRMQGRDVFR HAVGKLSASVDEALAANNLSHADVNWL VPHQANLRIIDGVARK LALPAERVVVTVD RHANTSAA SIPLALNEAVRDGRIRKGDVLVM EALGGGLTWGSALVRL
SEQ ID NO:52	>gi 352106212 ref ZP_08961263.1 /1-373 3-oxoacyl-(acyl carrier protein) synthase III [Halomonas sp. HAL1]	MTHVVITGTGLYTPEHAIDNAALVAAFNAWVDGENEQHAEAIER GEREPLANSSEFIEKASGIKSRYVLDASGILDPQRM RPKL PQRSN DEPSLQCEMATEAAHQALAAAQVDAADIELVIVACSNLERAYPA VAVEVQQT LGTSGYGFD MNVACSSATFALETAANAIASGSVNRA LVVNPEICSAHLNFRDRDSHFIFGDACTAVVLENSAVAVADEQFE ILGTRLVTKFSNAIRNNAGFLNRVTDS DPMALDKL FVQEGRRVF KEVCPMVAKLITDHLASLELNGSDLKRMWLHQANRHMNDLIAR KVLGYDPSETQAPIILD RYANTSSAGSIIAFHLHREQFNQGDIGVIC SFGAGYSAGSVVIRRV
SEQ ID NO:53	>gi 358061230 ref ZP_09147893.1 /1-313 3-oxoacyl-(acyl carrier protein) synthase III [Staphylococcus simiae CCM 7213]	MNVGIKGFGAYAPENIIDNAYFEQFLETSDIEWISKMTGIKERHWA DEDQDTS DLAYNASVKAIEDAGIKPEDIDMIIVATATGDMPPFSV ANILQERLGTGKVASMDQLAACSGFMYSMITAKQYIQSGDYHNI LVVGADKLSKITDLTD RSTAVLFGDGAGAVIIGEVSEGRGIISYEM GSDGSGGKYL YLDKETGKLKMNGREVFKFAVRIMGDASTRVVE KANLTSSDDIDLFIPHQANIRIMESARERLGISKDKMSVSVDKYGN TSAASIPLSINQELQNGK LKDDDTIVLVGF GGGLTWGAMTIK WG K

SEQ ID NO	FASTA Header	Protein sequence
SEQ ID NO:54	>gi 373112342 ref ZP_09526574.1 /1-328 3-oxoacyl-[acyl-carrier-protein] synthase 3 [Fusobacterium necrophorum subsp. funduliforme 1 1 36S]	MKSVGIKGLSSYVPERIMTNFEFEKIIDTSDEWIRTRTGIEERRFAS PEQATSDLCYEATQKLLATMKMDPQEIDFIMVCTCTPDYPVPSTA CVLQSKLNLLGVPAVDINAACSGFMYGLAMATSMVQTGLYKNV LVIGAETLSRIMDMQDRNTCVLFGDGAAAAIIGEVEEGSGILATH LGAEGEDEGILQIPGGGSRYPSTLESVHTKKQFVQMKGQNVYKF AVHALPEATLAALKKAKVEASQVARFFPHQANLRIIEAAAKRMN VSLDKFHVNLHKVGNTSAASVGLALADALEKGMVKKGDYIALT GFGAGLTYGSVVMKWAY
SEQ ID NO:55	>gi 374851360 dbj BAL54322.1 /1-307 3-oxoacyl-[acyl-carrier-protein] synthase III [uncultured Aquificae bacterium]	MGTTLTGIGYYLPPKVLTNFDLEKMVDTSDDWITTRTGIKERRIA DNENVTQMAYMASLEALESANIQPEDIDLILATLTPELKFPSTAC LLQAKLGAKRAYAFDISAACSGFIYGLELADAYIKSGKAKKILLV GAERLSEIVNWQDRSTCVLFGDGAGAVIIEGSDGEVLSSKMLSDG ELWEILYAPKCGYINMKGKELFKLAVRSMEEVCRYVLESAGISIE DVSIMIPHQANIRIMEALAEKLGMPKEKVYSNIHKYGNTSAASIPI AMYEAYKEGKLRRGDIVMLTAMGGGLTWGAALLRF
SEQ ID NO:56	>gi 375098553 ref ZP_09744816.1 /1-340 3-oxoacyl-(acyl-carrier-protein) synthase III [Saccharomonospora cyanea NA-134]	MSTQDARGVAVLAGLGGWLPPRVVDNDELSRRLDTSDEWIRTR TGIAKRHVHTGLSTVDMAVEAGRRALESAGPYGENVDAVVLA TSTPDHVCAPASAPQVAAELGLSGAAAFDVNAVCSGFVYALATAS GLISGGVAKRVLLVGADAFTLLDPDDRTTVPIFGDGAGAVVLR EGSADELGAVGPFDLHSDGELAELLIVPAGGSRRKKSENASDHFL KMQGPVFRHATARMASSSRVLEKAGWTTSDVDRFVGHQAN VRILTATAKNLGLPADSLVVNIGHTGNTSAASIPLAMVDAAVDG MLQPGDRVLVTAFGAGLTWGSTVLRWPELACAPLP
SEQ ID NO:57	>gi 381164912 ref ZP_09874142.1 /1-326 3-oxoacyl-(acyl-carrier-protein) synthase III [Saccharomonospora azurea NA-128]	MTRPTLTLAQGAKASRVLGVGSTQPDRVVTNDELSQHMDTSDQ WIRDRVGIERRFAGEDERLVDMAVTAGAKALADAGVAPSEVDT VIVPNCTMPAPIPNAAAQVADRIGVKAAGAFDLNAACAGFCYGL GVASDLVRAGSAKKVLVIGAELTDVVDPDTRSTAIIFADGAGA ALVGPSDEPGIGPVAWGSAGDLVDVIYMRDNRYIFQEQPVFRW ATTQIAPVAMRAVELAGLELSDIDVLIPHQANLRIVEAIAKRLRA KGARDDMVVADDIRYSGNTSSASIPMALDHMRAAGTVKPGDVV LTVGFGAGLSYAGQVLICP
SEQ ID NO:58	>gi 383771442 ref YP_005450507.1 /1-326 3-oxoacyl-ACP synthase [Bradyrhizobium sp. S23321]	MTQIRSVVLGCGSYLPEQVVTNAQLAARIDTSDEWIVQRTGIRER HIAAEGEFTSHLAIKAAQAALTDAGLDAQSIDLIVLATSTPDNTPF ATAVAVQHGLGINHGAAFDLQAVCSGFVFALATADNFLRTGAF KRALVIGAETFSRILDWNRGTCVLFGDGAGAVVLEAQEQPGNA ATDRGVVTTHLRSDGRHKAKLFVDGGPSSTQTVGHLRMEGREV FKHAVGMITDVIVDAFEATGLNADSIDWFVPHQANKRIIDASAH KLHIAPEKVVLTVDRHGNTSAASIPLALSVARRDGRIKRGDAVL MEAMGGGFTWGSALVRW
SEQ ID NO:59	>gi 384154990 ref YP_005537805.1 /1-333 3-oxoacyl-ACP synthase [Arcobacter butzleri ED-1]	MIYAAFRSIGAYIPPKIMSNADFEKIIDTSDEWITKRTGIKERRIAN EGEASSDLGARAGELAIERAGISKEEIDLVICATVTPDFLCMPSTA CLIAAKLGLPNVMAFDVSAACTGFVYALNVAKAFIESGMKKNV LIVGAEKYSAILDYDTRTTCFLFGDGAGAAISATNDKNESIIDINC SSDGNYEDLIKTPGGGSKNPCSQEVLENKMACIKMKGNETFKLA VKTLTSDVKTMLEKHNLNEDINHFIPHQANYRIIKAVGEALDLS DEKTVVTVDKYGNTSAASIPMAMNYAFEQKGKIKAGDTILFDAFG GGLTWGSALFKFAPIKR

SEQ ID NO	FASTA Header	Protein sequence
SEQ ID NO:60	>gi 384450582 ref YP_005663182.1 /1-335 3-oxoacyl-ACP synthase [Chlamydophila psittaci 6BC]	MCVKKTRKASIWATGSYLPEKILSNSDLEQMVDTSDEWIVTRTGI KERRIAAANEYTSIMGAKAAERAIQKAGLTKDQIECIIFSTSAPDY IFPSSAALAAQAYLGKIDIPAFDCMAACTGYLYGLSVAKAYVESG MYNNVLLIAADKLSSFVNYKDRNTCVLFGDGGAACIIGESRPGA LEITNVNLGADGSVADLLSLPAGGSRVPASQETLEAGKHFISMEG KEVFKHAVRRMESAAKTCTIAGAGIEESDIDWLVPHQANERIIDAI AKRFEIDEGKVFKTLCKYGNTAASSVCIALDELLQSHTIHSGEYL LLVAFGGGLSWGAVVLQQVES
SEQ ID NO:61	>gi 385331603 ref YP_005885554.1 /1-373 3-oxoacyl-ACP synthase [Marinobacter adhaerens HP15]	MIKAVISGTGLYTPPATISNDELVEAFNQYVELFNAENADAIASG DVTPLQPSSSSFIEKASGIKRRHVIDKDGLDPNRMKPYIPDRSNEE PSVQCDMAVTACREALEQAGKSAEDVDAVIVACSNLQRAYPAV SIEVQEALGIDGFAYDMNVACSSATFGLQAAVNSVENGSARAVL VVSPEICSGHLNFRDRDSHFIFGDACTAILVEREEDTREGQGFEIL GTSLKTKFSNNIRNNFGLNRADESGVGKPKDLFVQQGRKVFKE VSPLVAETIQKQLQSLSLAPDDLRRMWLHQAANLMNQLIARKVL GRDATEEEAPVILDEYANTSSAGSIIAFHKNKDDLVSGLDGVICSF GAGYSIGSVVVR
SEQ ID NO:62	>gi 386265484 ref YP_005828976.1 /1-316 Beta-ketoacyl-ACP synthase III [Haemophilus influenzae R2846]	MNSRILSTGSYLPSHIRTNADLEKMVDTSDEWIVTRSGIRERRIAA ADETVATMGFEAAKNAIEAAQINPQDIELIIVATTSHSHAYPSAAC QVQGLLNIDDAISFDLAAACTGFVYALSVADQFIRAGKVKKALVI GSDLNSRKLDDETDRSTVVLFGDGAGAVILEASEQEGIISTHLHAS ADKNNALVLAQPERGIEKSGYIEMQGNFETFLAVRELSNVVEET LSANNLDKKDLWLVPHQANLRIITATAKKLEMDMSQVVVTLTLD KYANNSAATVPVALDEAIRDGRIQRGQLLLLEAFGGGWTWWSA LVRF
SEQ ID NO:63	>gi 386335197 ref YP_006031367.1 /1-373 3-oxoacyl-ACP synthase [Ralstonia solanacearum Po82]	MHDVVISGTGLWVAPEVITNEELVASFNAYARHYNEANATAIAA GTAAVAESSVEFIEKASGIRQRYVIDKAGVLDPARMRPRLAPRG DDALSQAEIGVAAAREALAAAGRDAGDIDMLICSAANMQRYPY AMGIEIQNALGADGYAFDMNVACSSATFGLEQAINAVRTGSARV ALMVNPEITSGHLAWKDRDCHFIFGDVCTAVVVERADDARAPD QWQVLGTRMATRFSNSIRNNAGFLSRSEDRDPDDRDLFRQEGR KVFKEVCPMAAEHIAHGLQSLGHAPADVRRFWLHQANLGMNQ LIGKRLGRDASADEAPVILDEFANTASAGSIIAFHRHRADLQPGD LGLICSGAGYSIGSVAVRKR
SEQ ID NO:64	>gi 390454110 ref ZP_10239638.1 /1-329 3-oxoacyl-(acyl-carrier-protein) synthase III [Paenibacillus peoriae KCTC 3763]	MNKLRPVGIHGTGKYVPEKILTNDLEAIVETSDEWIVSRTGIQER HIAAPEQATSDLAYEAAIKALKSAGMTAEDLDLIIVATVTPDMAF PSTACILQDKLGAKGAAAFDLAACSFGFVYGLATATSFITGIYN NALIIGADCLSRITDYTDNRNTCVLFGDGAGAVVIGEVSEGRGFQS FDLGAEGAGGSLLNLAAGGSRLPASADTLENKQHYTYMNGREVF KFAVRVMGTATVDVLEKAGLTKDDIDLFPVPHQANIRIIQSAMQR LDLPEEKVVINVNKYANTSAASIPLALVEAAEEGRMKEGDRVLM VGFGGGLTWGASVLVW
SEQ ID NO:65	>gi 392946737 ref ZP_10312379.1 /1-307 3-oxoacyl-(acyl-carrier-protein) synthase III [Frankia sp. QA3]	MLGLGVYRPARVVTNDEIAQRVETSDAWIQSRTGIATRRIADEEE TTVAMGAAAAEKALAAAGLTADTIDLIGATCTSPSQIPGAGPQI AHRIGADQAGAFDINGACAGFSYAVSTAADMVRAGSVRHVLV ATERLSDYTDWDDRSTCILLADGAGATVIGAAETDEIGPAVWGH DGSRPEAIRVPGYGDNMFRMEGQAVFRWAISLVPTVRQICERAG VAPDELAGIVPHQANLRIVEALATGIGATNAAVARDVVDGNTS AASIPLGLARLLDAGEIRRGDPVLLFGFGAGLTYCGQVVRC

SEQ ID NO	FASTA Header	Protein sequence
SEQ ID NO:66	>gi 397172008 ref ZP_10495404.1 /1-372 3-oxoacyl-(acyl carrier protein) synthase III [Alishewanella aestuarii B11]	MQQVVISGSGLFTTPQHII SNDEL VVSFNQYVDQFNTEHAAQIAAG ELAALEYSSSEFIEKASGIKARHVLKYDGLDPKVMHPVFRKRGE DELPEMVEMAVQAATQALAQANKTAADIDLII CAASNMQRPYP ALSVELQQALGAGGYAFDMNVACSSATFAISNAVNAIRGGS AKV VL VVNPEFASPQVDYRSRDSHFIFGDVCTATIEAESSCTSSQAFRI LGMRLKTTFSNNIRCDIGYTEHCFSEQDPKAPFFKQQGRKVFKE L LPIVAEVILDEMAAQV TADDLKRLWLHQANINMNIFA AKKILG RDPLPEEAPLVLD TYANTASAGSIIAFHKYQQGLQSGDKAILCSF GAGYSVGCLVLEKC
SEQ ID NO:67	>gi 398305630 ref ZP_10509216.1 /1-312 3-oxoacyl-(acyl carrier protein) synthase III [Bacillus vallismortis DV1-F-3]	MKAGILGVGRYIPEKVL TNHDLEK MVETSDEWIRTRTGIEERRIA ADDVYSSHMAVAAAKKALEQAEVAAEDLDMILVATVTPDQSFP TVSCMIQEELGAKKACAMDISAACAGFMYGVVTGKQFIESGTYK HVLVVGVEKLSSITD WEDRNTAVLFGDGAGAAVVG PVSDDRGIL SFELGADGTGGQHL YLNEKGHTIMNGREVFKFAVRQMGESCVN VIEKAGLSKEDVD FLIPHQANIRIMEAARERLELPVEKMSKT VHK YGNTSAASIPISLVEELEAGKIKDGDVVVMVGFGGGLTWGAIAIR WGR
SEQ ID NO:68	>gi 398884037 ref ZP_10638982.1 /1-373 3-oxoacyl-(acyl-carrier-protein) synthase III [Pseudomonas sp. GM60]	MHNVISGTGLYTPANSISNEELVQSFNAYVAQFNADNADAIAR GEVEALTESSAAFIEKASGIKSRFVMDKDGILDPQRMAPRLPERS NDEWSVLCQMAIGAAEQALQRAGKTAADIDGVIVACSNLQRAY PAIAIEVQEALGIQGFGFDMNVACSSATFGIQA AANSVQLGQARA VLMVNPEVCTGHLNFRDRDSHFIFGDAATAVIIERADLATS KYQF DVVSTKLLTKFSNNIRNNFGFLNRAAEEGIGAKDKLFVQEGRKVF KEVCPMVAELIGAHLEENQLNVGDV KRFWLHQANLSMNLIVR KLLGREATEAEAPVLD TYANTSSAGSVIAFHKNQDDLAAGSLA VLSSFGAGYSIGSVILRRR
SEQ ID NO:69	>gi 399047091 ref ZP_10739223.1 /1-342 3-oxoacyl-(acyl-carrier-protein) synthase III [Brevibacillus sp. CF112]	MRQMDKKRSVGILATGSYTPDRVLSNFDLEK MVETTDEWIVSRT GIRERRICSAEQASSDLAYEAAKKALERANISAEQLDMIIVATVTP DMMFPSTACILQEKLGA KRAAALDVSAACTGFLYGITTA AQFIA NGLYKYVLVVG VETLSKITNYKDRNTCVLFGDGAGAAVIGEVRE GFGFQSFELGADGAGGELLCLPAGGS RIPASSESVENNLHYLSMA GGEVFKFAVRVMNSATEAVLSKAGVERENIDLLVPHQANKRIID SAVQRFG LSEDKVAINLD RYGNMSSASIPVALDEAIAAGRVKEG DNVILVGFGGGLTWGATLLKWSTTPAEGSGQ
SEQ ID NO:70	>gi 400755130 ref YP_006563498.1 /1-374 3-oxoacyl-[acyl-carrier-protein] synthase 3 [Phaeobacter gallaeciensis 2.10]	MFTPAITGTGVFTPSQTITNAELVAAFNAYADKTNAENAKAIAAG EMEPLAHSSEEFILKASGIEQRYVMDKSGVLDPEVMHPLLRRQG DDEPSIMAEMALDAKKALAQAGKTAADVDTVICAASNMERAY PALAIEIQDLLGIKGFAFDMNVACSSATFGIQA AADMVRS GSIRS AL VVNPEICSGHLEWRDRDCHFIFGDVATATLIERSEDATGAYFEI LSTRCATSFSNNIRNNNGYLRRSRPDGVEDRRDMQFMQNGRKVF KEVLPMVSQHIAEHMEAEGVSN TDLKRLWLHQANKTMNDFIGK KVLGRTPEAGEQPNILQDYANTSSAGSIIAFSKYSDDL SAGDLGLI CSFGAGYSVGSVILRRVA
SEQ ID NO:71	>gi 400756529 ref NP_952652.2 /1-326 3-oxoacyl-ACP synthase [Geobacter sulfurreducens PCA]	MMRARI VGTGSAVPSKVL TNFDLEK MVDTSDEWVTTRTG IKERR IAVDGEYTSTFATLAAERALEMAGVKASDLDLLIVATITPDFPFA TACVVQSNLKATKAAAYDISAACSGFIYALAQASNAIRSGSARK ALVIGAEVLSRIIDWTD RNTCLLFGDGAGAVVLEACDDGHGVLS THLHSDGSYWELLYQPGCGNRNPAVQKTLDDRRIYLM MQGNEV FKLAVRAMEAALDANGLTPADISLFI PHQANRRIIDAIGKRL GLPGEKVYVNLDRFGNTSAASIPLALDEANRSGRIKPNDVVVFD AFGGGLTWGSALVRW

SEQ ID NO	FASTA Header	Protein sequence
SEQ ID NO:72	>gi 401563713 ref ZP_10804658.1 /1-334 beta-ketoacyl-acyl-carrier-protein synthase III [Selenomonas sp. FOBRC6]	MPKISAGILGTGYVPERVLTNFDLEKMOVQTNDWIVERTGIHE RRIAADGEPVSVLAQRAAEMALADAGVDAADLDLIIMATLTSDR IIPSTACVLQDRLGAKHAAAFDLSAACSGFVYAASIAAQFIESGV YRHVLVIGGETLSKVVDWEDRNTCILFGDGAGAAVFGPVEDGY GIRAFDLGSDGSGGDALDIPSSGSLCPVTPETIEQRLNFMHMDGK AVFRFATKVMGRTVETSLERAGMQREDLDYLVPHQANIRIIQAA AKRLDMPMDKVIINIHYGNMSAASIPVALAEAAHAQQFKKGD NIALAGFGAGLTWASCIMKWAKEENG
SEQ ID NO:73	>gi 402823152 ref ZP_10872590.1 /1-323 3-oxoacyl-(acyl carrier protein) synthase III [Sphingomonas sp. LH128]	MIRSVLIGTGSALPRNAVSNLAERVDTSDEWIVERTGISNRHIA EADETTSSLATEAGRKAIEAAGIDAESIDLIVLATATPDQTFPASA TIVQSRLGCRAGGIAFDVAAVCSGFLYAVGVADSMRLTGMARR ALVIGAETFSRILDWEDRTTCVLFGDGAGAVVLEAEQVGETPR GILATRLHADGAHNQLLFVDGGPSTTGTVGKLRMGKREVFRAHA VVNLAEVLREVIEEAGLSTSDIDWLVP HQANARILDATAKKLSLP PEKVVMTVGQHANTSAASVPLALDVAVRDGRIKQGD LVMLEA MGGGFTWGASLIRI
SEQ ID NO:74	>gi 407684813 ref YP_006799987.1 /1-374 3-oxoacyl-ACP synthase [Alteromonas macleodii str. 'English Channel 673']	MSQQVVISGVGVWHPKDSITNEELVDSYNAYVDAFNEENKAQIE SGDVAAMPYSSAEFIEKASGIKSRYIYQKEGALDITRMKPKIAPR ADDELSHQAEIAVEAAKLALASANVTADEIDAVIVSCAYTQRAY PAIAIEVQEALNIEGFGFDMLVACSAATFGMHRA YEMLSAKNAT RVLVINPELVSPQINYADRDSHFIFGDVATATVLELAETAKSEHV YDVLSTKALTKFSSNNIRSNFNGYMTAEDVDPYGPDKLFHQAGRK VFKEVCPLAAAHIEAHLASHDITPEGVKRWLHQANINMNTLIC KRLGGRDADRTEAPIVLDEYANTASAGSVIAFGLNHEDLVAGDV GVLC SFGAGYSIGSLVIRKR
SEQ ID NO:75	>gi 410479651 ref YP_006767288.1 /1-341 3-oxoacyl-(acyl-carrier-protein) synthase III [Leptospirillum ferriphilum ML-04]	MTPTMLNRSIILGTGSFAPANVLTNEDISRKVETSDLWIRERTGIR ERRIASSGESTSDLALEAGRNALRNAALSPADLDGIIVATATPDLT FPSTACL VQARLGIPGTFAFDVNAVCSGFM YALKIADSMIRSGQC ETLLVIGAEVMSRFVDWSDRSTCILFGDGAGAVVLGKSGSPQTG GVGTVT LHADGRYWDLIHVPGGGSRSPVETEKPPGNACTIRMKG SETFRMAVRSLEESVREVLKEEGIGVNELDWVVP HQANIRILEAL SERLGIPLGHFVVNIDRYGNTSAASIPMALDEAVQDKRIQPGHRIL LTAFGSGVTWGSGLVHWTQKAGGDR
SEQ ID NO:76	>gi 410617776 ref ZP_11328741.1 /1-319 3-oxoacyl-[acyl-carrier-protein] synthase 3 protein 1 [Glaciicola polaris LMG 21857]	MNSRIIGTGSYYPSEVRTNADLSLMVDTSDEWITDRTGIKERRIIG ADETAASMGVEASKKALEAAGIDAKSLDMIVCATTSGRYALPST ACEIQKALDIDGIPAFDVAAACAGYCYALS VADQYIKSGMAKRIL VVGTDCLSRMISPEDRTMVILFGDAAGATIIEASEEPGILSTHIAA GSYGDLLAIGNPTRGDEASIHENWGS MKGNEVFRVA VTKLSEVV EETLAANNMQKSDLWLVP HQANFRIIKATAKKLNMSLDQVVL TLERYGNTSAATVPTALDEAIRDGRIKRGQNL LLEAFGGGFAWA SALVRY
SEQ ID NO:77	>gi 411009303 ref ZP_11385632.1 /1-319 3-oxoacyl-(acyl carrier protein) synthase III [Aeromonas aquariorum AAK1]	MHSKILGTGSYLP HSVRTNADLEQMVETSDEWIVERTGIRERRIA GADET VATLSHQ AALRALEAAGLTAADLD MIVLATTSAENAFPA AACELQGLLG VQGIPAFDVAAACAGFTYALS IADQFVKSGAARH VLVVGADVLSRMCDPEDRGTIILFGDGAGAVVIGASDTPGILSTH LHADGRY GELLKLPQPRRGMPGAELEAYMYMKGN DVFKVAVT RLSEIVTETLAAAGIEPSELDWLVPHQANFRIISATAKKLGMGLD KVVLTLDKHGNTSAASVPIAFDEGVRDGRIPGQLV LLEAFGGG FAWGSALVRL

SEQ ID NO	FASTA Header	Protein sequence
SEQ ID NO:78	>gi 415794657 ref ZP_11496472.1 1-316 3-oxoacyl-(acyl-carrier-protein) synthase III family protein, partial [Escherichia coli E128010]	YTKIIGTGSYLPEQVRTNADLEKMVDTSDEWIVTRTGIRERHIAA PNETVSTMGFEAATRAIEMAGIEKDQIGLIVVATTSATHAFPSAA CQIQSMLGIKGCPAFDVAAACAGFTYALSVADQYVKSGAVKYA LVVGSVDLARTCDPTDRGTIIIFGDGAGAAVLAASEEPGIISTHLH ADGSYGELLTLPNADRVNPNENSIHLTMAGNEVFKVAVTELAHIV DETLAANNLDRSQLDWLVP HQANLRIISATAKKLGMMDNVVV TLDRHGNTSAASVPCALDEAVRDGRIKPGQLVLLEAFGGGFTWG SALVRF
SEQ ID NO:79	>gi 417318270 ref ZP_12104859.1 1-287 3-oxoacyl-(acyl carrier protein) synthase III [Listeria monocytogenes J1-220]	MDTSDEWIRTRTGIEERRIARDDEYTHDLAYEAAKVAIKNAGLTP DDIDLFI VATVTQEATFPSVANIIQDRLGAKNAAGMDVEAACAGF TFGVVTAAQFIKTGAYKNIVVVGADKLSKITNWDDRTTAVLFGD GAGAVVMGPVSDDHGLLSFDLGSDGSGGKYLNLDENKKIYMNG REVFRFAVRQMGEASLRVLERAGLEKEDDLLIPHQANIRIMEAS RERLNLPEEKL MKTVHKY GNTSSSSIALALVDAVEEGRIKDNDN VLLVGFGGGLTWGALIIRWGK
SEQ ID NO:80	>gi 417334430 ref ZP_12117640.1 1-221 3-oxoacyl-acyl-carrier-protein synthase KAS3 [Salmonella enterica subsp. enterica serovar Alachua str. R6-377]	MLGIKGCPAFDVAAACAGFTYALSIADQYVKSGAVKHALVVGS DVLARTCDPGDRGTIIIFGDGAGAAVLSASEEPGIISTHLHADGRY GELLTLPNADRVNPDNPIYLT MAGNEVFKVAVTELAHIVDETLA ANNLDRSELDWLVP HQANLRIISATAKKLGMMDNVVVTLDRH GNTSAASVPCALDEAVRDGRIKAGQLVLLEAFGGGFTWGSALIR F
SEQ ID NO:81	>gi 417747984 ref ZP_12396438.1 1-335 3-oxoacyl-(acyl-carrier-protein) synthase III [Mycobacterium avium subsp. paratuberculosis S397]	MKQIAATSGPTNIGLLSVGSYRQVRVVTNDEL CQNIDSSDEWIYS RTGIKTRRFAARDESTASMATEAGREAIKAGLEASDIDCVVVAT STHFLQTPACGPAVAAAALGATGVP AFDISAGCAGFGYALGVAAD MVRGGTAGKVLVLGSEKLSPTVDMTDRSNC FIFADGAAGVVVG ETPTQGIGPTVWGS DGTQATAIRQDIDWMDYLD RPTGPRPFLRLE GSAVFRWAAFEMGKVGQQAMDAAGVRPDEIDVFLPHQANSRIN EILAKSLELRPD AVIANDIEHTGNTSAASIPLAMA EVLATGA AKA GDLALLIGYGAGLSYAAQVVR LPPG
SEQ ID NO:82	>gi 420680190 ref ZP_15164698.1 1-220 3-oxoacyl-[acyl-carrier-protein] synthase 3 [Yersinia pestis PY-47]	MLGIKDAASFDLAAACAGFTYALSVADQYVKSGAVKHAIVIGSD VLSRALDPEDRGTIILFGDGAGAVVLGASEQPGIMSTHLHADGRY GELLALPYPDRQQDQPAYVTMAGNEVFKVAVTELAHIVDETLQ ANNLDR TALDWLVP HQANLRIISATAKKLGMGMMDKV VITLDRH GNTSAASVPSAFDEAVRDGRIQRGQLVLLEAFGGGFTWGSALVR F

SEQ ID NO	FASTA Header	Protein sequence
SEQ ID NO:83	>gi 421612789 ref ZP_16053888.1 1-392 3-oxoacyl-(acyl-carrier-protein) synthase III [Rhodopirellula baltica SH28]	MIETSSNVTANDLAAKSVNEESSAESTAVPTEAVSAVMPGNATT RGRMGNLKGVRAGTGSYVPERIVTNEDLAALGCDSDWIVRRTG ILQRRHAEPGQATSDLCYEAAALRCLENANVSVDEIDLILVATITPD HPTPSTACHLQRRLGAVAPAMDIGAACAGFMYALVTGAQFVSN GNARNVLVIGADLMSRTVDPEDKKTYPLFGDAAGAALLVPSTQ DECQSTECNGSAADSTSQTDGLLAYQLGSEGCGGEMLCIPAGGS RTPITTDGEDSASRYLQMDGRGVFKWAVRVFDESAKDVLRAN VSSDQLSLVVLHQANQRIIDSAVSDLNVPPEKVFVNLDKYGNTSG ASIPLALDEAARAGRLKEGDLVLLCGFGAGLAWGTALLRW
SEQ ID NO:84	>gi 421888767 ref ZP_16319848.1 1-355 3-oxoacyl-(acyl-carrier-protein) synthase III (Beta-ketoacyl-ACP synthase III) (KAS III) [Ralstonia solanacearum K60-1]	MPRCRFPPPLRPPTPHKGSAPGHPIPTPHMTRYARIIGTGSYLPPK RVTNHELAAQLAEKGIETSDEWIVTRSGIRARHYAEPDVTCSDLA VKAAERAIEAAGIDRAEIDMILVATSTPDFVFPSPAACL VQKGLGL SNHCAAFDLQAVCSGFVYALATADKFIRAGGCRNVLVIGAEVFS RILDFNDRTTCVLFGDGAGAVVLQASDEPGILSTALHADGSHADI LCVPGNVAAGAIKGS AFLYMDGQAVFKLAVNVLDKVARREALGL ANVEASQIDWLIPHQANIRIMQGTAKKLGLPNERM VVTVD EHG N TSAASIPLALDAAVRDGRIRKGHHVLLLEGVGGGFTWGAALLRF
SEQ ID NO:85	>gi 422338672 ref ZP_16419632.1 1-328 3-oxoacyl-(acyl-carrier-protein) synthase III [Fusobacterium nucleatum subsp. polymorphum F0401]	MQSIGIKGIGYYYVPENVFTNFD FEKIIDTSDEWIRTRTGIVERRFAS KDQATSDLAREAAALKAIENAKIKKEDVDMILATTTTPDYIAQGAA CIVQNKLG L TSIPCFDLNAACTGFIYGLEVA YSLVKSGLYKNV LVI GAETLSRIIDMQNRNTCVLFGDGAAAAIVGQVEEGYGFLGLSIGA EGEDDMILKVPAGGSKKPND EETIKNREN FVIMKGQDVFKFAVS TLPKVTLDAL E KAKLDVNDLSMVFP HQANLRIIESAAKRMKFPL EKFYMNLSRYGNTSSASVGIALGEAVEKGLVKKGDNIALTGF GG GLTYGSAIIKWAY
SEQ ID NO:86	>gi 423074933 ref ZP_17063653.1 1-331 3-oxoacyl-(acyl carrier protein) synthase III [Desulfitobacterium hafniense DP7]	MVSVGIVGTGSYVPDKVLTNFDLEQMVD TNDQWIVSRTGIKERH IAEPETPVSEL CYQAAVRALED AKLPPEELDLVIVATITPDFVFP TACLVAERLGAKKAAGFDLQAACTGFLYGVATAAQFIATGIYKN ALVIGGETLSKILNWEDRGTCILFGDGAGAAVLQPVEEGYGFLG YDLGMDGAGGSLLTMPGGGSMHPASAETVAKKMHTIQMAGSE VFKFAVRIMGETALKALDKAGLGIGD V DCLIPHQANTRIVDAAV KRLGIDAKKVVNLD RYGNMSAASIPVALDEAARS GRLNYGDI MVMVGFGGGGLTWGAAVVKWSKRGV
SEQ ID NO:87	>gi 423197564 ref ZP_17184147.1 1-373 hypothetical protein HMPREF1171_02179 [Aeromonas hydrophila SSU]	MTSIVISGSGLYTPPFAVSNEALVAAFNQYVDLYNEENAS AIDAG QLPAKQHSSEFIEKASGIKSRYLVSKEGVLD PDIMQPLLAERPDD KPSIMVEMAVAAA EQALIAAGREPGEIDL VIVAASNMPRPYPALS IELQH YLGASGMAFDMNVACSSATFGIKTAADMLAAGSARLAL VVNPEICSGHLNFRDRDSHFIFGD ACTAVLLEREADCQVANPWQ LVASKLVTQYSNNIRN NFGFLNRLSPRTRYGDDKLFRQQGRKVF KEVLPLVCDQIAGQLDEQGWAA D SLSRLWLHQANLTMNQFIAR KLLGH DASQQEAPVILDSYGNTSSAGSIIAFHLYNRDLPAGARGV LCSFGAGYSIGSLLLRRL

SEQ ID NO	FASTA Header	Protein sequence
SEQ ID NO:88	>gi 424068956 ref ZP_17806404.1 1-373 3-oxoacyl-ACP synthase [Pseudomonas syringae pv. avellanae str. ISPav013]	MHNVVISGTGLFTPANSISNEELVQSFNAYVAQFNSDNAAAIERG DVQALSESSAAFIEKASGIKSRFVMDKEGILDQPORMKPNLPERSN DEWSILCEMGVAAATQALQRAGKTAADIDGVIVACSNLQRAYP AISIEIQQALGVAGYGFDNMVACSSATFGIQAACNSVQLGQARAL LVISPEICTAHLNFRDRDSHFIFGDGATAVVVERADLATSPYQFDI VSTRLLTQFSNNIRNNFGFLNRTSDEGQSAPDKLFVQEGRKVFRE VCPMVAELVAAHLQDNGINITDVKRFWLHQANLSMNLIVKKL LGRDASVEEAPVILDTYGTNTSSAGSVIAFHTYQDDLPPQALAVLS SFGAGYSIGSVILRKR
SEQ ID NO:89	>gi 424853848 ref ZP_18278206.1 1-339 3-oxoacyl-[acyl-carrier-protein] synthase [Rhodococcus opacus PD630]	MGKQIATVAGGRQSALLGLGVYRPERVVTNDEICELIDSNDEWI QSRSGIRNRRFAAEDENVVTMSIAAGRKAIEASGIDPEQIGCVIVA TSTYLLLTTPAAA VVADALGTNGPGAFLDGGGCAGFCTALTVAS DLVRGGSVDYALVVGVEKMSITTDPTDRSTRFIFGDGAGAVVVG KSDVAGIGPVEWGS DGAQADAIVQDLWDWYEYITTPGATRPYIKM AGTAVFRWA AFEMGKVALRAVEKAGMSVDDLD AFVPHQANSR ITEVIARSMKLPENVPVSDDIAESGNTSAASVPLAMEEMLQSGAT KPGDTALLLA FGAGLSYAAQVVTMPVLAKD
SEQ ID NO:90	>gi 427825838 ref ZP_18992900.1 1-329 3-oxoacyl-[acyl-carrier-protein] synthase III [Bordetella bronchiseptica Bbr77]	MMEKAMKYAKIAGSGGYLPERVVTNDDLAELATRQISTSEW IVERTGIRQRHLAERGVTTSQLATEAARRAMDDAGVQPDEIDMII VATSTPDYVFPSTACL VQANLGAKGGA AFDVQAVCSGFVYAMT TADSFIRAGRARCALVIGAEVFSRILDWNRGTCVLFGDGAGAV VLKAADEPGILAAHLHADGSQTKILCAAGNVAYGDVTGDPFLR MDGQAVFKQAVTVLDRSARDVCAEAGVEVDDIDWLIPHQANVR ILNFLARKLRVPTE RVVITVDQHANTSAASVPLALDVARRDRGRV KPGQLVLMQGVGGGFTWGSVLARM
SEQ ID NO:91	>gi 441509582 ref ZP_20991498.1 1-356 3-oxoacyl-[acyl-carrier-protein] synthase III [Gordonia aichiensis NBRC 108223]	MSVIAANTGHQNVAMLGIGAYRPQRLVSNDEVCEVLDSSDEWIF ERSGVRNRRWISGDESARSMAAAAAAERAIENSGIAKEKIGALILA TNSWKTKIPHGGPIVAYDIGLNGIPAYDIAAGCGGFGYALGVAA DTV RAGSAEYVLVVG VETMSV VMEPTDRNTAFIFGDGAGAVV GPSEANGISPTVWGS DGENAEAIGQNYDIPEYMDRAQEYQHKDP ETDPVGRMVVTMQGPRVFRWAAITLPKALTSVIERSGISADDIEV FVPHQANARINELMKKNLGFDDMPMANDIENTGNTSAASIPLA MEEMLATGKAKGGQTALLLGFGAGLSYAGAVVTLPAPKVSSF DDL G
SEQ ID NO:92	>gi 443293257 ref ZP_21032351.1 1-314 3-oxoacyl-(acyl-carrier-protein) synthase III; acetylCoA ACP transacylase [Micromonospora lupini str. Lupac 08]	MTGSRI VSMGHYQPSRVVTNDDIAKLVD TNDEWIRDRVGIVSRRI ADGETVADMAAAAAGKALANSGLSASDIDL VVVATCSSIDRSPN VACRVA AKLGIAAPGA FVDNTACSGFAYALGTVDHAVRAGASR NALVIGAEKLSDFTDWTD RSTCIIFGDGAGAAVVTATADDEPAGI GPVVWGSVPEKSDAVRIEGWRPYIQEGQSVFRWATTAIAPLAL QACERAGVDPELA AFVPHQANARIIDGIAKRLNIPDAIIAKDIVE SGNTSAASVPLALSKLVERREVPSGAPVLLFGFGGGLTYAGQVV RCP

SEQ ID NO	FASTA Header	Protein sequence
SEQ ID NO:93	>gi 443491493 ref YP_007369640.1 /1-362 3-oxoacyl-[acyl-carrier-protein] synthase III, FabH_1 [Mycobacterium liflandii 128FXT]	MEHRPECCCGCALAQMPSPPEESVPLPPTVGILGTAAFPVPRVVT NNQAGASAGIDDAWIFARTGIRTRRWADPEQATSDLAVQAAEQ ALANTAINAGQLGAIIVSTSTPDQPQPPTAAAFVQNALHANSAYAF DTNAVCSGFLFAINTAHALAQRDSIHVLVIGADVYSRILDPTDRK TVCLFGDGAGAVVVGPTTASSRHLRIVDTELHTFTQHINLIGVPG GGSRQPLTTATLDAGQHYPHMDGRGVRDFVTTTVPEQVRKFLA RHHLAVEDIDHVVVMHQANGRMLDEIYSLDLRNATCHQTIDRFG NTGSASIPITLHHAYPELHGNILCIGFGGGMAAGITLLAAASGSAG DVGAHK
SEQ ID NO:94	>gi 444307652 ref ZP_21143377.1 /1-353 3-oxoacyl-(acyl carrier protein) synthase III [Arthrobacter sp. SJCon]	MSVPTLKQAPIQEHTRILGLGAYRPDVIVTNEEDVCQWIDSSDEWI RQRTGIVTRHRAKADVSVIDMAEGAAREAMEKAGIEASELGAVI VSTVTHPYATPSAAASLADRLGATPAPAFDISAACAGYCYGIAQ GDALVRS GTAKYVLVVGAEKLSVIDNRERTISFLLGDGAGAVV IGPSETPGIAPSVWGS DGSKWD AIGMTRSM LDVRDLGLAARQSD STGDLALLEEAQELYPTLRQDGQTVFRWAVWEMAKVAQQA ALEAAGVEAEDLVAFIPHQANMRIIDEMVKKLKL PETVTVARDIADA GNTSAASIPLATHRLLQENPELSGGLALQIGFGAGLVFGAQQVVVL P
SEQ ID NO:95	>gi 459055350 ref ZP_23152864.1 /1-338 3-oxoacyl-[acyl-carrier-protein] synthase III [Gordonia paraffinivorans NBRC 108238]	MAVIADTTGIKNIGMLGIGAYRPERVVTNEEICQHIDSSDEWIYTR TGIKTRRFARRDESVMEMAVNAGRKAIANALLHGSDIDAVILAT NTHLLTPAGATKVATELGANGVPAFDVTVCAGFGYGMALAS DMIRGGSATHVLVIGAEQLSVTLDMTDRTNCFIFGDGAGAVVVG PTEEQELGPVWVGSDGSQFN AIRQDL DWVTF L DSDRKQRPYLRL EGTAVFRWAAFEMGKVAHRALEAAKIGAEDLDVFVPHQANARI NELLARSLKLREDAVVANDIEYTGNTSAASIPLAMEDLLSTGKAQ PGQTALLLGFGAGLSYASQVVKLPPVPFE
SEQ ID NO:96	>gi 474659331 emb CCV14840.1 /1-373 Beta-ketoacyl-acyl-carrier-protein synthase I [Mesorhizobium sp. STM 4661]	MHRVIISGLGVEIPEPSITNEELVASFNAWVD TENVRRQASGEAPL AKSDSAFIVHASGVQTRHVIEREGILDPTRMAPRIPARPD DALSLQ AEFGIASARKALDHAGLKPSDIDL VICSSSHQQRYPYAIEMQEA LGTKGAGFDMGLGCSSAAAALHMAVN LVRS GAHKRVLVTTPEII TGHLNFRDRQTHFIFGDASVSMIVEGLAKGDKRPGRFEVL DTRIW TQMSNNIRTNLGYHTRTAQDDPYMINLEGNLIKQVGNKVFEKVT VAGHKFIVEFLAEHGLTPEAIRRFWLHQANARMNAMILKLSFGH EVGHDRAPMVLERLGN TAGAGAI IALSENHADMKPGDFGLLCAF GAGYSIGGALLRML
SEQ ID NO:97	>gi 478769383 gb ENO13968.1 /1-322 3-oxoacyl-ACP synthase [Marinobacter nanhaiticus D15-8W]	MPYARIIGTGSYLPEKALTNKDMEKMVDTTDQWIRERTGIERRHI AAEGETTVDLAEQASLKAIEAAGIDVQDIDLIVFATSTPDKIFPSC ACILQARLGIQGC PAFDIQAVCSGFVYALSTADKFIKTGASKKAL VIGSEVFSRIVNWEDRGTCVLF GDGAGAVV LEANEETGILSTHIH ADGQYEDLLHVPCGISDDFERVKAGQAFIEMKGNEVFKVAVNTL GKIVDETLEYNQM QKSDIDWL VPHQANLRIIAATAKKLNMSMD QVVVTVNEHGNTSAASIPLALDVA VRDGR IKRNEVLLLEAFGGG FTWGSALLRY
SEQ ID NO:98	>gi 479875377 gb ENU26638.1 /1-368 hypothetical protein F992_02187 [Acinetobacter sp. NIPH 236]	MGIRITGTGLFHPTEISISNEELVESLNAYVEQFNQENAEQIAAGEI EALRGSSPEFIEKASGIQRRYVVEKSGILD PKRLRPRLQERSNDEL SLQAEWGVIAAKQAMENAGVTAEDIDVVILACSNMQRAYPAVA IEIQSALGIQGYAYDMNVACSAATFGLKQAYDAVKCGARRVLLL NVEITSGHLDYRTRDAHFIFGDVATASIIETETKSGYEILDIHLFT QFSNNIRNNFGFLNRSEDAVVD DKLFRQDGRKVFKEVCPLVAKII TAQLEKLELTPEQVKRFWLHQANANMNELILKL VVGKEADLER APIILDEFANTSSAGVIIAMHRTGEQVNNGEYAVISSFGAGYSVGS IIVQKHIA

SEQ ID NO	FASTA Header	Protein sequence
SEQ ID NO:99	>gi 345301988 ref YP_004823890.1 3-oxoacyl-ACP synthase III [Rhodothermus marinus SG0.5JP17-172]	MLPEQSLTTPLPATTTAAPARRAAVLGVGAALPAHREPSAETERR LGLPPGWIARRTGIRERPLVGPDEATSDLAVRAGAAALQAELSP ERIGLLLLLATSTPDHLLPPTAPVVAHRLGLKHAGAILAGACSGF LYALALADGYVRLQRTCVLVIGANVLSRRTPDDPKTSALFADG AGAVVLGPSESGRGIVACWL GADGSCWDDLYIPAGGSRRPLTPE RVARGEHLMYMKDGRALFRRAATGMAEAGRRVLQQAGLDLDD VAWWIPHQANLRLIEEARRQLGMPEAR TVNLVDRIGNSSAATPL ALALEAHRFAPGDLLLLTAVGAGLLSAAVLIQW
SEQ ID NO:100	>gi 471324089 ref YP_007523119.1 3-oxoacyl-[acyl-carrier-protein] synthase 3 protein 3 [Streptomyces davawensis JCM]	MTAPTAVLAGLSALPPRVVTNHDLTARMDTSDEWIRTRTGIAE RRIVDPGGATSDLAIEAGRRAALDSAGGPDVGAVVVATATPDHPC PATGPTVAAGLGLGTVPAFDVGAVCSGFLYALATGAGLIAASVA DSVLVVGADAFTTIVDPYDRNTAPIFADGAGAVVLRAGRADEPG ALRRTELASDGMQADLIRVAAGGSRQRSHHSAALREDQYL TMR GGEVFKNAVLRMTEASRTVLDRTGWSTA EVDLLVGHQANVRIL HVAEQLGIGQERAYVNIGHTGNTAAASIPLALDDAHGEGRLRA GDKVLLTAFGAGTTWGAILTWPEGLQYRGAAGSAAA
SEQ ID NO:101	>gi 330444499 ref YP_004377485.1 3-oxoacyl-ACP synthase III [Chlamydomonas reinhardtii E58]	MDKIKKAAILATGSYLPEKILSNADLEK MVDTSDEWIVTRTGIKE RRIASDNEYTSDMGAKAAEKAIRASGLSKDLIDCIVFATSAPDYIF PSSGALAQAYLGIKEVPAFDCLAACTGFLYGLSIKAYVESGTYN HVLIIAADKLSSFVNYQDRNTCVLFGDGGAACIVGRSRPGALEIN QVCLGADGALGDLLSLPAGGSRNPA TEATLKEGRHYISMEGKEV FKHAVRRMEAASKASIAVAGIQEEQVGWLVPHQANERIIDAIAK RFNISEAKVFKSLYKYGNTAASSLGIALDELLNTETVLPHEYLLLT AFGGGLSWGSSVLEHV
SEQ ID NO:102	>gi 459068159 ref ZP_23165498.1 3-oxoacyl-(acyl-carrier-protein) synthase III [Clostridium ultunense Esp]	MNSLYSVGITGIGSYVPEKVITNYDLCEIVDTSNEWIVERTGIQER RIVDQSLSTSDIGTIAANKALEDSENTNPKEIDLII VATATPDMAFPS TACIVQKNIAINAAAFDISAGCSGFIYGLSIGFNFIKAGTYRKVL VIGGETLSKIVNWEDRNTCVLFGDGAGACILERCEEFGFLT FDL GSDGNNGHLLIQPAGGSRLPASYETVSNRLHTIKMDGREVF KFA VRIIEKSSKEVLRKANIPLEQIDLLIPHQANMRIIQA IAKKLQLEEN KVYINLDKYGNMSSASIPVALDEAYKKEFFSKGDIVLLVAFGAGL TWGATLLRWNK
SEQ ID NO:103	>gi 383454618 ref YP_005368607.1 3-oxoacyl-(acyl-carrier-protein) synthase III [Coralloccoccus coralloides DSM 2259]	MARTHIIGTGSYAPTQVLTNQDLERLVETSDAWIRERTGIQERRQ AAPDEATSDLAVNAARNALEMAGVAPGDLDLIVVGTVTADMP MPSCAALVQSKLGAKRAFAFDVSAACAGGLYALSVADQFVRS QVKRALVVGADLLTRAVDWTDNRNTCVLFGDGAGALVLGAEQD ADEDAMAPRGILSTHLRTDGDLANLLCIPAGGSRTPTADNVDA NLHKLKMNGKEVFRFAVRALVESTQASLG AHGMDTTQVDHVIA HQANLRILEAVMERLEIPKEKCWLN LHKYGNTSSASLPMSLDEA QRAGRLKRGDVIA MMAIGAGMAWGS AVVRW
SEQ ID NO:104	>gi 333371191 ref ZP_08463153.1 3-oxoacyl-[acyl-carrier-protein] synthase III [Desmospora sp. 8437]	MRIMGSVGIIIGTGAYLPEKVL TNADLEK MVDTNDEWIVSRTGIRE RRIAADDQASSDLAVEAGRRALESAGIEAKDLDLII VATVTPDMA FPATACLVQDRLGAEKAA TFDLSAACTGFLYGISVASQFISNGMY RHALVIGVDCLSKITDFTDRNTCVLFGDGAGAAVLGPVEEGKGF LSFELGGDGSGGHLLKQPAGGSRI PASGKSVEDRLHFISMNGREV FKFAVRVLGSSAEEALRKAGMTKEDVDFLIPHQANTRIIDTAVQR LGLSRDKVVVNLD RYGNMSSASIPVALDEAVQRGKIKKDDTLVL VGFGGGMTWGASVMKWTMETK

SEQ ID NO	FASTA Header	Protein sequence
SEQ ID NO:105	>gi 390454110 ref ZP_10239638.1 3-oxoacyl-(acyl-carrier-protein) synthase III [Paenibacillus peoriae KCTC 3763]	MNKLRPVGIIGTGKYVPEKILTNDLEAIVETSDEWIVSRTGIQER HIAAPEQATSDLAYEAAIKALKSAGMTAEDLDLIIVATVTPDMAF PSTACILQDKLGAKGAAAFDLAACSGFVYGLATATSFITGIYN NALIIGADCLSRITDYTDNRNTCVLFGDGAGAVVIGEVSEGRGFQS FDLGAEGAGGSLNLAAGGSRLPASADTLENKQHYIYMNGREVF KFAVRVMGTATVDVLEKAGLTKDDIDLFVPHQANIRIIQSAMQR LDLPEEKVVINVNKYANTSAASIPLALVEAAEEGRMKEGDRVLM VGFGGGLTWGASVLVW
SEQ ID NO:106	>gi 392959403 ref ZP_10324886.1 3-oxoacyl-(acyl-carrier-protein) synthase 3 [Pelosinus fermentans DSM 17108]	MNKKCVGIIGLSYVPQRIMTNKDLEERMDTSDQWIVERTGIHE RRVAAENESTSDLAAGQKALEDAAKISPAEIDLIIVATASPDMMV FPATACVVQENIKAVNAAAFDISAVCSGFLYAMITGSQFIKAGTY RKVLVIGAETLSRFTDWSRNTGMLFGDGAGAAVLGETPEGYGI LGVDLGADGGGAELLKIPAGGSRHPATMETILQKQHFYIMNGNE VFKFAVKVMGETTLKALKNANLTASDITYLVPHQANIRIIQSAK RLGIPMEKVVVNINKYGNNTSAASIPIALDEAVKSGAIKSGDIVALA GFGGGLTWASSIMKWCK
SEQ ID NO:107	>gi 116626090 ref YP_828246.1 3-oxoacyl-ACP synthase [Candidatus Solibacter usitatus Ellin6076]	MPKAKISALGCYTPPRVLTNQDLEKLVDNTDQWIMERTGIRERHI AAPEMATSDMAIEAARCALLQRGIDACEIDAILCTVTPDHLFPST ACLVQNAIGAKGAWGFDLIAACSGFLYGLTTGAHFVMAGTHKK VLVIGSDTMSRIIDYTDRTATCVLFGDGAGAMLIEATDEADDGTGF IDFLGEIDGSGGEFLRMPAGGSRRPASHETVDQRMHYVHQEGSQ VFKYASRKMYEVCRLDLERNHFKVEDVGLMIPHQANKRIIKAAG DRLGIAPERVMINIERYGNNTAGTLPLATRAISEGRLKKGDLVL FAAVGAGYTVGASLWRWAF
SEQ ID NO:108	>gi 323702691 ref ZP_08114352.1 3-oxoacyl-(acyl-carrier-protein) synthase III [Desulfotomaculum nigrificans DSM 574]	MSSNLVQAGIIGVGSYVPERILTNDLEKLMVDTSDEWITSRTGIK ERRIADPEESTSELAVKAARRALAHAGVKPEELDLIILATCTKDM PFPASACLVQDQLGAVNAGAFDIEAGCTGFVYALT VGSQFVATG SMKRVLVIGADNLSKVTNWEDRNTCVLFGDGAGAVVLGPVAPG EGILASKLAAEGAGWKYLSMPAGGSRMPASPLTVEKKLHYIHM QGREVFRYAVKVMEEEEANIVKAAGLALSDDIDLLIPHQANIRIIH AAKKLKLSDMKVVVNVDYRGNTSTASIPLALDEAVKSGRVKAG DNIVMVAFGAGLTSGAIVLKWSLGEGKE
SEQ ID NO:109	>gi 384566084 ref ZP_10013188.1 3-oxoacyl-(acyl-carrier-protein) synthase III [Saccharomonospora glauca K62]	MSTGILGAAGYLPPRVIDNDQVGAWVDRDPDWILERTGIKERHY AAPEVSTSDMACLAVEKLYASCPEKRASVGAVILGTSTPDHNFPS TAAIVQGRMGLGRAFAFDLSAACSGYLFSFVTAHSLLSANPALEE VLVIGADTISKVLYQSDRKT VTFVGDGAAATRVGRVPDGYGLLT HTLITDGCHADYVGQPAAGGSRRPLDATTVNARERYMVMHGRKV REYFEEVVPKLIHEVVEQAGVSLDDIDHFVHQANPQMLADCIN AMGIDPAKCPVPGVLSGNTGAASIPLVLSELRAERGDLVVMAAI GSGMTAGAAVLRWY
SEQ ID NO:110	>gi 298162138 gb ADI59524.1 CorB [Coralloccoccus coralloides]	MNQGGVFPLPFKIAGLGRYVPADVVLSSDLEKKYDLPPGWCVE KQGIRERRWVKDETASFMGAEAAKEAVRDAGLKLEDIDLIINAS GSPEQAVPDGGPLVQRELGLGRSGVPSITVNASCLSFFVALDVAA NYLNMRRYKRILIVSSDISSVALDFRKPENFTLFGDAAAAAVVTL PEPGEKSCIHASQVRTYGYGAEFMVPGGGSRHPNGKNTTPED NYLHMNGAELLKIGFEYLPRFNEALWKQCPDITIKDCRYVIPHQ SRVVDLYLSLTPDDKLVRIIDRFANCIGASMPMALYEAVKVG LRRGERGVLTGTGSGVSFVGMVFTY

SEQ ID NO	FASTA Header	Protein sequence
SEQ ID NO:111	>gi 148359775 ref YP_001250982.1 3-oxoacyl-(acyl carrier protein) synthase III FabH [Legionella pneumophila str. Corby]	MNFFRCEKPIYIKGPFVALPERVMSNQDVLNWMNSTQNPAVIGF STGIKNRHWVNEDQACSDLAVRAAEHLFMEKPREKHKVNQVIL ATISGDYPSPPSSPLVQYRLGLQNAGAFDIGAACAGFVVGLHTSA ALAQTNDGSVLLIASEIRSKFLNKNFATSVLFGDGAAACCVSQD KEEADFRFIASALFADGEVYDAVSTPAGGSRLPAAVCNDNEQFYI TIKESTALFVKAVHGMADSADFLKELNLTISDIQWL VPHQGNK NLVLSVAKQLGFPEEKTIKTVEETGNTSGSSVGIALDRLRSDGKIK SGEKVLLVAAGGGGIAACSLLEVI
SEQ ID NO:112	>gi 15824218 dbj BAB69376.1 3-oxoacyl-(acyl carrier protein) synthase [Streptomyces avermitilis]	MTNEHLARRLDTD DAWIRTRTGIRRRHAVDPGQATSDLA VEAG RRALVCAATASVD AVVVATTTDPDHSCPATAPAVAARLGLTGAA AFDISAVCTGFVYGLASAAGLIAAGVAERVLLIGADTYSTIVDPL DRANAIIFGDGAGAVVLRAGHPDEPGAVGHFDLGSDGAHEDLIM VAAGGSRQRSRPGEPSRQDRHFGMRGKEVYRHAVTRMAESARA TLRAGWKTDDVDH FVPHQANLRILHSVADDLGLPRERCVT HVE SVGNTGAASIPLALADAAAGQTLRPGDRVLLTAFGGGLTWGSCL LTWPTLPAPAPPYDPHAQGERTTS
SEQ ID NO:113	>gi 330468931 ref YP_004406674.1 3-oxoacyl-(acyl carrier protein) synthase III [Verrucosipora maris AB-18-032]	MALSSHVEYESTTRTAVIAGLGAYVPDQVVKNEEIAARLGVTTD WIRDRTGIEQRFVLNPEGATSDLA VEAAARRALDSCGNPDIDFLIL ATCTPDHLFPSTAPSVASRLGFKGIAAFDLNAACSGFVYALSVST GMLATGAYRTGLVIGADAISSILNHDDEITGPIFGDGGGAVVVRA GHLGETGSVSVQQLGSDGDLLDIMKTPGGGSRQRAAGVPVDIDS SYFTMSGRAVYKHAINRMSTVSRSVLERLGWTPDDVDWLIAHQ ANRRILTATAEEIGIAPERAVINVD RVANTSAASIPLAMVD AVEG ALTAGDKVLLAAFGGGATWAAAGLTWPELTLAPTQTVR
SEQ ID NO:114	>gi 32444698 emb CAD74700.1 3-oxoacyl-(acyl-carrier protein) synthase [Rhodopirellula baltica SH 1]	MIETSSNVTANDLA AKSVNEESSAESTAVPTEAVSAVM PGNATT RGRMGNLKG VRIAGTGSYVPERIVT NEDLAALGCDSDWIVRRTG ILQRRHAEPGQATSDLCYEAALRCLENANVSVDEIDLILVATITPD HPTPSTACHLQRR LGAVAPAMDIGAACAGFMYALVTGAQFVSN GNARNVLVIGADLMSRTVDPEDKKTYPLFGDAAGAALLVPSTQ DECQSTECNGSAADSTIQTDGLLAYQLGSEGCGGEMLCIPAGGSR TPITTDGEDSASRYLQMDGRGVFKWAVRVFDESAKDVLRAANV SSDQLSLVVLHQANQRIIDSAVSDLNVPPEKV FVNLDKYGNTSGA SIPLALDEAARAGRLKEGDLVLLCGFGAGLAWGTALFRW
SEQ ID NO:115	>gi 392374495 ref YP_003206328.1 3-oxoacyl-[acyl-carrier-protein] synthase III (Beta-ketoacyl-ACP synthase III)(KAS III) [Candidatus Methyloirabilis oxyfera]]	MYGSRIAGTGASVPDRVLTNAELEQM VSTSDEWIVTRTGISERRI ASDDQATSDLAEGAARQALEASGVDPHDLDLILVNTVTPDMFFP STACVLQERLGASRAAAFDLMAACAGFVYGLSVADAYLRAGV MRNILVIGADTL SKVVDWSDRGTCVLF GDGAGAVVVQRTTADP AILSTHLYSDGSKGRQLIIPGGGSRQPASQKVIDEKLVTIRMPNGN EVFKTAVRSMEEAAIAALKANGAEVSDVDLFISHQANARI IYAVA ERLDLPRERIYMNIDRYGNTSAASIPIAMDEAVRAGRLKRGDLLL LTAFGGGFTWGSALIRW

SEQ ID NO	FASTA Header	Protein sequence
SEQ ID NO:116	>gi 317121784 ref YP_004101787.1 3-oxoacyl-(acyl-carrier-protein) synthase III [Thermaerobacter marianensis DSM 12885]	MVAAVRGVTIAGIGGCVPPAVVTNDDLAQVVETDDEWIRTRTGI RQRRVADPGTATSDLAEEVAARRALEEAGVRPDQVDLIIVATVTP DMPFPSTACLLQDRLGATRAAGFDLEAACSGFVYALAAGAQFIA AGLYDTVLVVGAEATLSKIIDWSDRRTCVLLGDGAGAAVLRPAAP GEGILGLYLGADGSGGDLKQPAGGSRLPASPETVARGLHFVQM NGREVFKEFAVKTMGDAAQAALAQAGLTFDDVDLYVPHQANFRI IESSARRFDLPLERVVNIDRYGNTSAASIPVALDEALSTGRIRAG QTVLLVAFGGGLTWGAADVVRWGYDRPAPRPLEMPGQEPYGLP EWIREQAARGRRARAGEPAQGEPAASAAASEATAPAALAVPRAALD PAAVTAASPGSEGRPAWGGGGTR
SEQ ID NO:117	>gi 383787841 ref YP_005472409.1 3-oxoacyl-ACP synthase [Caldisericum exile AZM16c01]	MKVGVGLGLGSYIPEKVVVTNHDLEKFLDTSDEWIRTRTGIVERRIA NENEATSDLASIAAKRALEDANLKPEDIDLIIIVGTNSPDMLYPAT ACLVQEKIGASGKCAAFDLQAGCPGFYATVVGSGFVKSGAYKH VLVIGAEVITRMMDPTDRGTYVLFGDGAGAVVLGEVEDNRGIV DFELYADGSIAEHLTLPAGGSRKPFSEEVKERSYFTKMNGGEVF KFSVREISRISKLLDKTGTKLEDIDWFIPHQANLRIIQAAGAEKLG PMEKVVTIDKFGNSSAASIPVSLDTIRKEGKLKRGDLVLMVSFG AGMTSGAILMRW
SEQ ID NO:118	>gi 404450648 ref ZP_11015628.1 3-oxoacyl-(acyl carrier protein) synthase III [Indibacter alkaliphilus LW1]	MKKTRAVITGVQGWVPEYVLTNRELETMVDTNDEWITTRTGIKE RRILKGENQGTSGVIGINAVKGLLEKTNTKAEDIDLIIICATVTPDMP FPATANIIADGVGAKNSYSYDISAACSGFLYALTIGSQFIETGMHK KVIIVGADKMSSIIDYQDRATCIIFGDGGGAVLLEPTQEKVGIMDS LLHADGSGAPFLHMKAGGSRKPASLETIAAREHFAFQEGSTVFKF AVTNMAEVSARIMERNNLASEDIWLPHQANKRIIDATANRM GVGPDKVMLNIEKYGNNTAGTLPCLLDWYESQLKKGDNIILAAF GGGFTWGSIIYKLGWYDPK
SEQ ID NO:119	>gi 189502112 ref YP_001957829.1 3-oxoacyl-(acyl carrier protein) synthase III [Candidatus Amoebophilus asiaticus 5a2]	MRTAIRASITGVHGYVPEYILTNEKLEKMVDTNDEWITTRTGIKE RRILEGTNQGTSVLGIPAVRGLLEKTNTDPREIDLLICATITPDMIT PATANIIAHAVGATNAFSYDLQAACSGFLYALITGVQFIETGKYK KVVVVGADKMSSIVNYEDRNSCILFGDGAGAVLLEPNSSQGYGII DSILKGDGNGEQYLHQKAGGSRPPSAETIAAKEHYVYQEGRAV YRFAVEKMAEVVLEIMKKNNLHHEDIKFLVPHQANKRILDVA QRAGIKEEQVMITIQEFGNNTGATIPCLLDWYESQLQPGDKLIITT FGGFTWGAAYLTWAYK
SEQ ID NO:120	>gi 395801183 ref ZP_10480443.1 3-oxoacyl-ACP synthase [Flavobacterium sp. F52]	MSAVITAIGGYVPSSILTNKKISETVDTSEEWIIRKRTGIRERRIADD DTATSDLAIAAIAENLIENYNVDREEIEALLVATATPDHILAPTASI VCDKSGLTNAFGIDMNAACSGFLYALEMGANMIESGRYKKLIIV GADKMSSIVDYEDRNTCILFGDGAGAILLEKSESDAGLMKTILKT DGSGVSSLAVPAGGSRNPTSMQSLLRHRTYHLKQDGAFFVKRAV AAMSQVSQDALAKNELEADQIDWVPHQANLRIITAVGESLGID FEKVKNIDRYGNNTSATVPLCLWDFKDDFKEGQNVLITTFGAG FSWGATCLKWGMREKSAETITATTKAEAVLVEH

(2) Phase One (Reaction Initiation) – Ketoacyl-CoA Reductase, 3-

Hydroxyacyl-CoA Dehydratase and Enoyl-CoA Reductase

[00108] As noted above, the reaction initiation phase for even chain fatty acid products is completed by the conversion of 3-ketobutyryl-CoA to butyryl-CoA by three enzymes: a ketoacyl-CoA reductase, a hydroxyacyl-CoA dehydratase, and an enoyl-CoA reductase. For this phase, the ketoacyl-CoA reductase may be selected from the group consisting of 3-ketobutyryl-CoA

reductase (e.g., fadB, a bifunctional enzyme – SEQ ID NO 183) and 3-hydroxybutyryl-CoA dehydrogenase (e.g., hbd – SEQ ID NO 271); the hydroxyacyl-CoA dehydratase may be selected from the group consisting of 3-hydroxybutyryl-CoA dehydratase (e.g., fadB, a bifunctional enzyme – SEQ ID NO 183) and enoyl-CoA hydratase (e.g., crt – SEQ ID NO 272); and the enoyl-CoA reductase may be trans-2-enoyl-reductase (e.g., ter – SEQ ID NO 275). Preferably, the bifunctional fadB is both the ketoacyl-CoA reductase and the hydroxyacyl-CoA dehydratase, or the ketoacyl-CoA reductase is hbd and the hydroxyacyl-CoA dehydratase is crt.

[00109] As noted above, the reaction initiation phase for odd chain fatty acid products is completed by the conversion of 3-ketovaleryl-CoA to valeryl-CoA by three enzymes: a ketoacyl-CoA reductase, a hydroxyacyl-CoA dehydratase, and an enoyl-CoA reductase. For this phase, the ketoacyl-CoA reductase may be selected from the group consisting of 3-ketovaleryl-CoA reductase (e.g., fadB, a bifunctional enzyme – SEQ ID NO 183) and 3-hydroxyvaleryl-CoA dehydrogenase (e.g., hbd – SEQ ID NO 271); the hydroxyacyl-CoA dehydratase may be selected from the group consisting of 3-hydroxyvaleryl-CoA dehydratase (e.g., fadB, a bifunctional enzyme – SEQ ID NO 183) and enoyl-CoA hydratase (e.g., crt – SEQ ID NO 272); and the enoyl-CoA reductase may be trans-2-enoyl-reductase (e.g., ter – SEQ ID NO 275). Preferably, the bifunctional fadB is both the ketoacyl-CoA reductase and the hydroxyacyl-CoA dehydratase, or the ketoacyl-CoA reductase is hbd and the hydroxyacyl-CoA dehydratase is crt.

(3) Phase One (Reaction Initiation) – Malonyl-ACP Pathway

[00110] In accordance with an alternative embodiment, as shown in Figure 12 and Figure 13, the initiation phase may be achieved through a malonyl-ACP dependent pathway with at least a portion of one or more subsequent phases (i.e., elongation phase and/or termination phase) relying upon the malonyl-CoA dependent pathway. In accordance with this embodiment, the reaction to produce even chain fatty acid products is initiated through conversion of acetyl-CoA + malonyl-ACP to 3-ketobutyryl-ACP. In accordance with this embodiment, the reaction to produce even chain fatty acid products is initiated through conversion of propionyl-CoA + malonyl-ACP to 3-ketovaleryl-ACP. In accordance with this embodiment, a genetically modified microorganism is provided having encoded therein one or more enzymes described herein that catalyze reactions along the malonyl-CoA dependent pathway, and wherein native enzymes facilitate the initiation phase through the native malonyl-ACP pathway.

(4) Phase One – CoA/ACP or ACP/CoA Transition to Elongation

[00111] If a CoA-dependent elongation phase immediately follows an ACP-dependent initiation phase (see for example Figure 13), the microorganism must also encode for a

transacylase, such as butyryl-ACP:CoA transacylase, which will convert butyryl-ACP to butyryl-CoA or valeryl-ACP:CoA transacylase, which will convert valeryl-ACP to valeryl-CoA. Similarly, if an ACP-dependent elongation phase immediately follows an CoA-dependent initiation phase (see for example Figure 11), the microorganism must also encode for a transacylase, such as butyryl-CoA:ACP transacylase, which will convert butyryl-CoA to butyryl-ACP or valeryl-CoA:ACP transacylase, which will convert valeryl-CoA to valeryl-ACP. Suitable butyryl-CoA:ACP transacylase include *fabH*, preferably from *E. Coli*, *FASN*, preferably from *Homo sapiens*, and *FAS1*, preferably from *Saccharomyces cerevisiae*. Additional transacylases include enzymes of the class 2.3.1.38, such as from *Brassica juncea*, *Euglena gracilis*, and *ACT* from *Streptomyces collinus*.

[00112] Alternatively, a genetically modified microorganism may be encoded for a gene that transitions a fatty acid production pathway from an ACP-dependent pathway to a CoA-dependent pathway, or conversely from a CoA-dependent pathway to an ACP-dependent pathway, by converting any ACP intermediate to its corresponding CoA intermediate, or vice versa. For example, the genetically modified microorganism may be encoded for *phaG*, preferably from *Pseudomonas putida* KT2440, which converts 3-hydroxyacyl-ACP to 3-hydroxyacyl-CoA.

B. Genetic Modifications to Drive Phase Two - Chain Length Extensions (Elongation)

[00113] The second phase of the malonyl-CoA dependent pathway involves a cyclic process wherein the length of the carbon chain is extended by two carbons with each cycle. As illustrated in Figure 7, this phase requires a ketoacyl-CoA synthase, a ketoacyl-CoA reductase, a hydroxyacyl-CoA dehydratase, and an enoyl-CoA reductase. Accordingly, a genetically modified microorganism of the present invention includes native or exogenous enzymes encoded therein that provide these functions.

(1) Phase Two (Elongation) - Ketoacyl-CoA Synthase

[00114] *NphT7* exhibits significant specificity for acetyl-CoA and propionyl-CoA as primers in the initiation phase, and it shows minimal activity with larger acyl-CoA chains during the elongation phase. Most 3-ketoacyl-CoA synthases that are capable of catalyzing the condensation of longer acyl-CoA chains are found in plants, mammals, yeast and other lower eukaryotes. Without a 3-ketoacyl-CoA synthase that has specificity for longer acyl-CoA, there will be no elongation of the acyl-CoA chain greater than C₄-CoA or C₅-CoA, and therefore 3-ketoacyl-CoA synthases that have specificity for longer acyl-CoA may be required.

[00115] In one aspect, the present invention provides a modified NphT7 polypeptide that functions as the ketoacyl-CoA synthase during the elongation phase in the malonyl-CoA dependent pathway. The modified NphT7 comprises an amino acid sequence having at least 70% but less than 100% or about 100% homology to SEQ ID NO:1 and one or more amino acid substitutions, deletions, or insertions, wherein the modified NphT7 polypeptide is capable of accepting an acyl-CoA substrate having a carbon chain length of C4 or greater, for example C5, C6, C7, C8, C9, C10, C11, C12, C13, C14, C15, C16, C17, C18, C19, C20, C21 or C22. In some embodiments, the modified NphT7 polypeptide is capable of catalyzing a condensation reaction to condense an acyl-CoA substrate with a malonyl-CoA to produce a 3-ketoacyl-CoA having a carbon chain length of C6 or greater, for example C7, C8, C9, C10, C11, C12, C13, C14, C15, C16, C17, C18, C19, C20, C21 or C22. In some embodiments, the modified NphT7 polypeptide comprises one or more amino acid substitutions selected from the group consisting of I147T, F217V, Y144L, V157F, G309S, G288S, a PDRP to HFLQ substitution for amino acids 86-89, I147F, I147M, I147Q, I147S, I147C, I147E, I147N, I147W, I147D, I147R, I147P, I147L, V196G, I147G, I147H, I147K, I147V, I147A, I147Y, F217G, F217A, F217L, F217I, F217M, F217T, F217P, F217S, F217E, F217L, F217W, and any combination thereof. In some embodiments, the modified NphT7 polypeptide comprises one amino acid substitution selected from the group consisting of I147V, I147F, I147M, I147Q, I147S, I147C, I147E, I147N, I147W, I147D, I147R, I147P, I147L, I147G, I147H, I147K, I147A, I147Y, and F217V. In some embodiments, the modified NphT7 polypeptide comprises two amino acid substitutions selected from the group consisting of I147T and F217V, I147T and Y144L, I147T and V196G, I147F and F217V, I147M and F217V, I147S and F217V, I147T and HFLQ, I147T and V157F, I147T and F217G, I147T and F217A, I147T and F217L, I147T and F217I, I147T and F217M, I147T and F217P, I147T and F217S, I147T and F217E, I147S and F217G, I147S and F217A, I147S and F217L, I147S and F217I, I147S and F217M, I147S and F217W, I147S and F217S, I147S and F217E, I147S and F217K, I147F and F217A, I147F and F217L, I147F and F217I, I147F and F217M, I147F and F217P, I147F and F217E, I147M and F217G, I147M and F217A, I147M and F217L, I147M and F217I, I147M and F217M, I147M and F217P, I147M and F217S, I147M and F217E, and I147M and F217K. In some embodiments, the modified NphT7 polypeptide of any embodiment, comprising three amino acid substitutions selected from the group consisting of (Y144L, I147T, and F217V), (I147T, F217V, and HFLQ), (I147T, V147F, and F217V), and (Y144L, I147T, and V157F). In some embodiments, the modified NphT7 polypeptide comprises one or more amino acid substitutions at a position selected from the group consisting of Ser84,

Val114, Gly288, Ile194, Gly318, Thr85, Gln90, Val196, Tyr144, Phe159, Ile147, Phe217, and any combination thereof. In some embodiments, the modified NphT7 polypeptide comprises an I147T amino acid substitution. In some embodiments, the modified NphT7 polypeptide comprises an F217V amino acid substitution. In some embodiments, the modified NphT7 polypeptide comprises two or more amino acid substitutions, deletions, or insertions, such as an I147T amino acid substitution and an F217V amino acid substitution. In some embodiments, the modified polypeptide is isolated and purified.

[00116] In one aspect, the present invention provides an isolated and purified polynucleotide encoding a modified NphT7 polypeptide. In some embodiments, the isolated and purified polynucleotide comprises a nucleic acid sequence having at least 70% but less than 100% or about 100% homology or complementarity to SEQ ID NO:2, wherein the polynucleotide encodes a modified NphT7 polypeptide of SEQ ID NO:1 having one or more amino acid substitutions, deletions, or insertions, wherein the modified NphT7 polypeptide is capable of accepting an acyl-CoA substrate having a carbon chain length of C4 or greater, for example C5, C6, C7, C8, C9, C10, C11, C12, C13, C14, C15, C16, C17, C18, C19, C20, C21 or C22. In some embodiments, the isolated and purified polynucleotide encodes a modified NphT7 polypeptide capable of catalyzing a condensation reaction to condense an acyl-CoA substrate with a malonyl-CoA to produce a 3-ketoacyl-CoA having a carbon chain length of C6 or greater, for example C7, C8, C9, C10, C11, C12, C13, C14, C15, C16, C17, C18, C19, C20, C21 or C22. The isolated and purified polynucleotide of any embodiment that encodes a modified NphT7 polypeptide comprising one or more amino acid substitutions selected from the group consisting of I147T, F217V, Y144L, V157F, G309S, G288S, a PDRP to HFLQ substitution for amino acids 86-89, I147F, I147M, I147Q, I147S, I147C, I147E, I147N, I147W, I147D, I147R, I147P, I147L, V196G, I147G, I147H, I147K, I147V, I147A, I147Y, F217G, F217A, F217L, F217I, F217M, F217T, F217P, F217S, F217E, F217L, F217W, and any combination thereof. In some embodiments, the isolated and purified polynucleotide encodes a modified NphT7 polypeptide comprising one amino acid substitution selected from the group consisting of I147V, I147F, I147M, I147Q, I147S, I147C, I147E, I147N, I147W, I147D, I147R, I147P, I147L, I147G, I147H, I147K, I147A, I147Y, and F217V. In some embodiments, the isolated and purified polynucleotide encodes a modified NphT7 polypeptide comprising two amino acid substitutions selected from the group consisting of I147T and F217V, I147T and Y144L, I147T and V196G, I147F and F217V, I147M and F217V, I147S and F217V, I147T and HFLQ, I147T and V157F, I147T and F217G, I147T and F217A, I147T and F217L, I147T and F217I, I147T and F217M,

I147T and F217P, I147T and F217S, I147T and F217E, I147S and F217G, I147S and F217A, I147S and F217L, I147S and F217I, I147S and F217M, I147S and F217W, I147S and F217S, I147S and F217E, I147S and F217K, I147F and F217A, I147F and F217L, I147F and F217I, I147F and F217M, I147F and F217P, I147F and F217E, I147M and F217G, I147M and F217A, I147M and F217L, I147M and F217I, I147M and F217M, I147M and F217P, I147M and F217S, I147M and F217E, and I147M and F217K. In some embodiments, the isolated and purified polynucleotide herein encodes a modified NphT7 polypeptide comprising three amino acid substitutions selected from the group consisting of (Y144L, I147T, and F217V), (I147T, F217V, and HFLQ), (I147T, V147F, and F217V), and (Y144L, I147T, and V157F). In some embodiments, the isolated and purified polynucleotide herein encodes a modified NphT7 polypeptide comprising one or more amino acid substitutions at a position selected from the group consisting of Ser84, Val114, Gly288, Ile194, Gly318, Thr85, Gln90, Val196, Tyr144, Phe159, Ile147, Phe217, and any combination thereof. In some embodiments, the isolated and purified polynucleotide herein encodes a modified NphT7 polypeptide comprising an I147T amino acid substitution. In some embodiments, the isolated and purified polynucleotide herein encodes a modified NphT7 polypeptide comprising an F217V amino acid substitution. In some aspects, the isolated and purified polynucleotide herein encodes a modified NphT7 polypeptide comprising two or more amino acid substitutions, deletions, or insertions. In some aspects, the isolated and purified polynucleotide herein encodes a modified NphT7 polypeptide, comprising an I147T amino acid substitution and an F217V amino acid substitution. In some embodiments, the isolated and purified polynucleotide herein is a RNA, mRNA, DNA, or cDNA. In some embodiments, the isolated and purified polynucleotide herein is a synthetic polynucleotide. In some embodiments, the isolated and purified polynucleotide herein is synthetic: RNA, mRNA, DNA, or cDNA.

[00117] In one aspect, the present invention provides for a ketoacyl-CoA synthase that is active during the elongation phase in the malonyl-CoA dependent pathway, wherein the ketoacyl-CoA synthase is selected from the group consisting of npht7 F217V, npht7 I147T, synthase III, synthase IV, synthase V, and synthase VI; wherein npht7 F217V and/or npht7 I147T catalyzes a reaction adding the 5th and/or 6th carbon in the elongation, npht7 F217V, npht7 I147T, and/or synthase III catalyzes a reaction adding the 7th and/or 8th carbon in the elongation, npht7 F217V, npht7 I147T, synthase III, synthase IV, and/or synthase V catalyzes a reaction adding the 9th and/or 10th carbon in the elongation, or wherein npht7 F217V, npht7 I147T,

synthase III, synthase IV, synthase V, and/or synthase VI catalyzes a reaction adding the 9th and/or higher number carbon in the elongation.

(2) Phase Two (Elongation) – Ketoacyl-CoA Reductase, 3-Hydroxyacyl-CoA Dehydratase and Enoyl-CoA Reductase

[00118] Referring again to Figure 7, in addition to a 3-ketoacyl-CoA synthase, each cycle of the malonyl-CoA dependent elongation phase requires a 3-ketoacyl-CoA reductase (“KCR”), a hydroxyacyl-CoA dehydratase (“3HDh”), and an enoyl-CoA reductase (“EnCr”).

[00119] For the elongation phase, the ketoacyl-CoA reductase may be selected from the group consisting of 3-ketoacyl-CoA reductase (e.g., fadB, a bifunctional enzyme – SEQ ID NO 183) and 3-hydroxyacyl-CoA dehydrogenase (e.g., hbd – SEQ ID NO 271); the hydroxyacyl-CoA dehydratase may be selected from the group consisting of 3-hydroxyacyl-CoA dehydratase (e.g., fadB, a bifunctional enzyme – SEQ ID NO 183) and enoyl-CoA hydratase (e.g., crt – SEQ ID NO 272); and the enoyl-CoA reductase may be trans-2-enoyl-reductase (e.g., ter – SEQ ID NO 275). Preferably, the bifunctional fadB is both the ketoacyl-CoA reductase and the hydroxyacyl-CoA dehydratase, or the ketoacyl-CoA reductase is hbd and the hydroxyacyl-CoA dehydratase is crt.

C. Genetic Modifications to Drive Phase Three - Chain Length Termination

[00120] The elongation phase ends with a termination step once the desired chain length is achieved. In one aspect of the invention, the genetically modified microorganism encodes an enzyme capable of terminating an acyl elongation cycle substantially at a desired chain length or substantially within a relatively narrow distribution of chain lengths (i.e., a distribution of 2-4 carbons - e.g., C8-C10, C8-C12, C10- C12, C10-C14, etc.). In another aspect of the invention, the termination enzyme is a thioesterase such as an acyl-CoA esterase, and the microorganism produces a fatty acid. Suitable thioesterases include tesA – SEQ ID NO 277, 'tesA – SEQ ID NO 278, tesB – SEQ ID NO 279, yciA – SEQ ID NO 280, ybgC – SEQ ID NO 281, ybfF – SEQ ID NO 282, fadM – SEQ ID NO 283, AtTE – SEQ ID NO 284, CpTE – SEQ ID NO 285, CperfTE – SEQ ID NO 286, LpTE – SEQ ID NO 287, and PA2801TE – SEQ ID NO 288, and combinations thereof. Alternatively, the termination enzyme is a wax ester synthase and the microorganism produces a fatty ester. Suitable wax ester synthase include Maq1 – SEQ ID NO 289, Pcry1 – SEQ ID NO 290, Rjos1 – SEQ ID NO 291, and Abork1 – SEQ ID NO 292. Alternatively, it is within the skill of the art to add other known termination enzyme(s) that will enable the genetically modified microorganism to produce alternative fatty acid derivatives such as, for example, a fatty alcohol, a fatty aldehyde, a fatty alkene, a fatty amide, a fatty alkane, or a

fatty diacid. By way of example, the termination enzyme may be a fatty acid or acyl-CoA reductase that catalyzes the production of a fatty alcohol or fatty aldehyde, or an aldehyde decarbonylase that catalyzes the production of fatty aldehyde, or an aldehyde decarbonylase together with an acyl-ACP reductase or an acyl-CoA reductase that catalyzes the production of an alkane.

D. Genetic Modifications Associated with Specific Chain Lengths

[00121] In accordance with one aspect of the invention, the genetically modified microorganism is engineered to produce a fatty acid or fatty acid derivative product having substantially a specific chain length or having a substantially narrow distribution of chain lengths (i.e., 2-4 carbons). Preferably, at least 50%, 60%, 70%, 80%, or 90% of the fatty acids or fatty acid derivative produced by the genetically modified microorganism of the present invention is of a desired chain length or within a desired narrow distribution of chain lengths. Applicants have determined that such specificity may be achieved through engineering a microorganism to encode for various combinations of genes that will lead to the production of fatty acids and fatty acid derivatives having specific chain lengths. Table 2 below sets forth certain unique combinations of genes that lead to the production of products having the carbon chain lengths indicated in Table 2.

Table 2. Chain length specificity of fatty Acid products by the enzyme combinations in the fatty acid pathways.

Product	pathway	synthase	KCR	3HDh	EnCR	Thioesterase
C4	A	nphT7	hbd	crt	ter	yciA
	B	npht7	fadB	fadB	ter	yciA
C6	A	npht7 npht7 I147T, F217V	fadB	fadB	ter	yciA
	B	npht7 npht7 I147T, F217V	fadB	fadB	ter	PA2801TE
C8	A	npht7	fadB	fadB	ter	yciA
	B	npht7 npht7 I147T, F217V synthase III	fabG	ech	ter	yciA
	C	npht7 npht7 I147T, F217V synthase III	fadB	fadB	ter	PA2801TE
	D	npht7 npht7 I147T, F217V synthase III	fabG	ech	ter	PA2801TE

Product	pathway	synthase	KCR	3HDh	EnCR	Thioesterase
C10	A	npht7 npht7 I147T, F217V synthase III, IV, V	fadB	fadB	ter	AtTE
	B	npht7 npht7 I147T, F217V synthase III, IV, V	fabG	ech	ter	AtTE
	C	npht7 npht7 I147T, F217V synthase III, IV, V	fadB	fadB	ter	ybgC
	D	npht7 npht7 I147T, F217V synthase III, IV, V	fabG	ech	ter	ybgC
C12	A	npht7 npht7 I147T, F217V synthase III, IV, V, VI	fadB	fadB	ter	tesA
	B	npht7 npht7 I147T, F217V synthase III, IV, V, VI	fabG	ech	ter	ybgC
	C	npht7 npht7 I147T, F217V synthase III, IV, V, VI	fadJ	fadJ	ter	ybfF
C14-16	A	npht7 npht7 I147T, F217V synthase III, IV, V, VI	fadB	fadB	ter	tesA
	B	npht7 npht7 I147T, F217Vsynthase III, IV, V, VI	fadJ	fadJ	ter	fadM
	A	npht7 npht7 I147T, F217V synthase III, IV, V, VI	fadB	fadB	ter fadE ydiO	tesA
	B	npht7 npht7 I147T, F217V synthase III, IV, V, VI	fadJ	fadJ	ter fadE ydiO	fadM

[00122] In accordance with one aspect of the invention, there is provided a genetically modified microorganism having encoded therein the genes included in Table 2 for a given pathway, wherein such microorganism is capable of producing a fatty acid or fatty acid derivative having a carbon chain length indicated in Table 2 for such pathway. There is also provided a genetically modified microorganism having encoded therein the genes included in

Table 2 above for a combination of pathways, wherein the microorganism is capable of producing fatty acids or fatty acid derivatives within a substantially narrow distribution of chain lengths corresponding to the carbon chain lengths indicated in Table 2 for such combination of pathways. For example, there is provided a genetically modified microorganism comprising NphT7, fadB, ter, AtTE, and tesA (C10 pathway A and C12 pathway A), wherein said microorganism is capable of producing a fatty acid composition comprising C10 and C12 fatty acids.

[00123] In another aspect, applicants have discovered that chain length specificity can be controlled by utilizing certain enzymes from certain specific species of organisms. Accordingly, the present invention provides one or more isolated and purified polynucleotides comprising exogenous nucleic acid molecules encoding proteins comprising a 3-oxoacyl-(acyl carrier protein) synthase III from a species selected from the group consisting of *Alishewanella aestuarii* B11, *Arcobacter butzleri* ED-1, *Clostridiales bacterium* 1_7_47_FAA, *Gluconacetobacter oboediens* 174Bp2, *Gordonia aichiensis* NBRC 108223, *Mesorhizobium* sp. STM 4661, *Pelosinus fermentans* DSM 17108, *Phaeobacter gallaeciensis* 2.10, *Ralstonia solanacearum* Po82, *Saccharomonospora azurea* NA-128, *Saccharomonospora glauca* K62, and *Verrucosipora maris* AB-18-032, wherein the proteins encoded by the polynucleotides are capable of producing a fatty acid.

[00124] In some embodiments, the 3-oxoacyl-(acyl carrier protein) synthase III is from a species selected from the group consisting of *Pelosinus fermentans* DSM 17108, *Saccharomonospora glauca* K62, *Verrucosipora maris* AB-18-032, and *Clostridiales bacterium* 1_7_47_FAA, and wherein the proteins encoded by the polynucleotides are capable of producing an acetyl-CoA. In some embodiments, the 3-oxoacyl-(acyl carrier protein) synthase III is from a species selected from the group consisting of *Saccharomonospora glauca* K62, *Saccharomonospora azurea* NA-128, *Mesorhizobium* sp. STM 4661, and *Clostridiales bacterium* 1_7_47_FAA, and wherein the proteins encoded by the polynucleotides are capable of producing a four carbon fatty acid. In some embodiments, the 3-oxoacyl-(acyl carrier protein) synthase III is from a species selected from the group consisting of *Gordonia aichiensis* NBRC 108223, *Arcobacter butzleri* ED-1, *Clostridiales bacterium* 1_7_47_FAA, *Saccharomonospora glauca* K62, and *Ralstonia solanacearum* Po82, and wherein the proteins encoded by the polynucleotides are capable of producing a six carbon fatty acid. In some embodiments, the 3-oxoacyl-(acyl carrier protein) synthase III is from a species selected from the group consisting of *Gordonia aichiensis* NBRC 108223, *Gluconacetobacter oboediens* 174Bp2, *Arcobacter butzleri*

ED-1, *Ralstonia solanacearum* Po82, and *Phaeobacter gallaeciensis* 2.10, and wherein the proteins encoded by the polynucleotides are capable of producing an eight carbon fatty acid. In some embodiments, the 3-oxoacyl-(acyl carrier protein) synthase III is from *Alishewanella aestuarii* B11, and wherein the proteins encoded by the polynucleotides are capable of producing a ten carbon fatty acid.

E. Genetic Modifications to Redirect Malonyl-CoA from Native malonyl-ACP dependent Fatty Acid Synthesis to Malonyl-CoA dependent fatty acid synthesis

[00125] As discussed above, certain aspects the present invention relate to microorganisms that are genetically modified to produce fatty acids and fatty acid derivatives through a malonyl-CoA dependent pathway that is also a malonyl-ACP independent pathway. This aspect of the invention may be used in combination with the inhibition of a microorganism's malonyl-ACP dependent fatty acid synthase pathway through one or more genetic modifications to reduce the activity of enzymes encoded by one or more of the microorganism's malonyl-ACP dependent fatty acid synthase system genes. The compositions may be used in the methods and systems of the present invention.

[00126] In many microorganism cells the fatty acid synthase system comprises polypeptides that have the following enzymatic activities: malonyl-CoA-acyl carrier protein (ACP) transacylase; 3-ketoacyl-ACP synthase; 3-ketoacyl-ACP reductase; 3-hydroxyacyl-ACP dehydratase; 3-hydroxyacyl-ACP dehydratase; and enoyl-ACP reductase. In various embodiments nucleic acid sequences that encode temperature-sensitive forms of these polypeptides may be introduced in place of the native enzymes, and when such genetically modified microorganisms are cultured at elevated temperatures (at which these thermolabile polypeptides become inactivated, partially or completely, due to alterations in protein structure or complete denaturation), there is observed an increase in flux through the malonyl-CoA dependent pathway and a decrease in flux through the malonyl-ACP dependent pathway.

[00127] In *E. coli*, these temperature-sensitive mutant genes could include *fabI*^{ts}(S241F), *fabB*^{ts}(A329V) or *fabD*^{ts}(W257Q). In other embodiments other types of genetic modifications may be made to otherwise modulate, such as lower, enzymatic activities of one or more of these polypeptides. In various embodiments, a result of such genetic modifications is to shift malonyl-CoA utilization so that there is a reduced conversion of malonyl-CoA to fatty acids via the native pathway, overall biomass, and proportionally greater conversion of carbon source to a chemical product including a fatty acid or fatty acid derived product via a malonyl-CoA dependent, and in

some cases a malonyl-ACP independent route. In various embodiments, the specific productivity for the microbially produced chemical product is unexpectedly high. Also, additional genetic modifications, such as to increase malonyl-CoA production, may be made for certain embodiments.

[00128] One enzyme, enoyl-acyl carrier protein reductase (EC No. 1.3.1.9, also referred to as enoyl-ACP reductase) is a key enzyme for fatty acid biosynthesis from malonyl-CoA. In *Escherichia coli* this enzyme, FabI, is encoded by the gene *fabI* (See “Enoyl-Acyl Carrier Protein (*fabI*) Plays a Determinant Role in Completing Cycles of Fatty Acid Elongation in *Escherichia coli*,” Richard J. Heath and Charles O. Rock, J. Biol. Chem. 270:44, pp. 26538-26543 (1995), incorporated by reference for its discussion of *fabI* and the fatty acid synthase system).

[00129] The present invention may utilize a microorganism that is provided with a nucleic acid sequence (polynucleotide) that encodes a polypeptide having enoyl-ACP reductase enzymatic activity that may be modulated during a fermentation event. For example, a nucleic acid sequence encoding a temperature-sensitive enoyl-ACP reductase may be provided in place of the native enoyl-ACP reductase, so that an elevated culture temperature results in reduced enzymatic activity, which then results in a shifting utilization of malonyl-CoA to production of a desired chemical product. One such sequence is a mutant temperature-sensitive *fabI* (*fabI*^{TS}) of *E. coli* or the *fabI*^{TS}(S241F) (SEQ ID NO 141). This enzyme may exhibit reduced enzymatic activity at temperatures above 30°C but normal enzymatic activity at 30°C, so that elevating the culture temperature to, for example to 34°C, 35°C, 36°C, 37°C or even 42°C, reduces enzymatic activity of enoyl-ACP reductase. In such case, more malonyl-CoA is converted to a fatty acid or fatty acid derived product or another chemical product through the non-native pathway under the current invention than at 30°C, where conversion of malonyl-CoA to fatty acids through its native fatty acid pathway is not impeded by a less effective enoyl-ACP reductase.

[00130] It is appreciated that nucleic acid and amino acid sequences for enoyl-ACP reductase in species other than *E. coli* are readily obtained by conducting homology searches in known genomics databases, such as BLASTN and BLASTP. Approaches to obtaining homologues in other species and functional equivalent sequences are described herein. Accordingly, it is appreciated that the present invention may be practiced by one skilled in the art for many microorganism species of commercial interest.

[00131] Approaches other than a temperature-sensitive enoyl-ACP reductase may be employed as known to those skilled in the art, such as, but not limited to, replacing a native enoyl-ACP or enoyl-CoA reductase with a nucleic acid sequence that includes an inducible

promoter for this enzyme, so that an initial induction may be followed by no induction, thereby decreasing enoyl-ACP or enoyl-CoA reductase enzymatic activity after a selected cell density is attained. For example, a genetic modification may be made to reduce the enzymatic activity of the enoyl-ACP reductase gene (*e.g.*, *fabI* in *E. coli*). In such example the promoter may be induced (such as with isopropyl- μ -D-thiogalactopyranoiside (IPTG)) during a first phase of a method herein, and after the IPTG is exhausted, removed or diluted out the second step, of reducing enoyl-ACP reductase enzymatic activity, may begin. Other approaches may be applied to control enzyme expression and activity such as are described herein and/or known to those skilled in the art. For example promoters that are turned on in response to phosphate depletion may be used to controllably express desired genes. Such promoters could include the *yibD* or *pstS* gene promoters in *E. coli*.

[00132] Without being bound to a particular theory, it is believed that reducing the enzymatic activity of enoyl-ACP reductase (and/or of other enzymes of the fatty acid synthase system) in a microorganism leads to an accumulation and/or shunting of malonyl-CoA, a metabolic intermediate upstream of the enzyme, and such malonyl-CoA may then be converted to a chemical product for which the microorganism cell comprises a metabolic pathway that utilizes malonyl-CoA. In certain compositions, methods and systems of the present invention the reduction of enzymatic activity of enoyl-ACP reductase (or, more generally, of the fatty acid synthase system) is made to occur after a sufficient cell density of a genetically modified microorganism is attained. This bi-phasic culture approach balances a desired quantity of biocatalyst, in the cell biomass which supports a particular production rate, with yield, which may be partly attributed to having less carbon be directed to cell mass after the enoyl-ACP reductase activity (and/or activity of other enzymes of the fatty acid synthase system) is/are reduced. This results in a shifting net utilization of malonyl-CoA, thus providing for greater carbon flux to a desired chemical product.

[00133] Once the modulation is in effect to decrease the noted enzymatic activity(ies), each respective enzymatic activity so modulated may be reduced by at least 10, at least 20, at least 30, at least 40, at least 50, at least 60, at least 70, at least 80, or at least 90 percent compared with the activity of the native, non-modulated enzymatic activity (such as in a cell or isolated). Similarly, the conversion of malonyl-CoA to fatty acyl-ACP or molecules may be reduced by at least 10, at least 20, at least 30, at least 40, at least 50, at least 60, at least 70, at least 80, or at least 90 percent compared with such conversion in a non-modulated cell or other system. Likewise, the conversion of malonyl-CoA to fatty acid molecules through its native pathway may

be reduced by at least 10, at least 20, at least 30, at least 40, at least 50, at least 60, at least 70, at least 80, or at least 90 percent compared with such conversion in a non-modulated cell or other system.

F. Additional Genetic Modifications

[00134] The genetic modifications described hereinabove may be combined with various additional genetic modifications to further enhance production of a desired chemical product. Such additional genetic modifications may result in a variety of beneficial attributes, such as increasing glucose uptake, decreasing consumption of key intermediates by alternative reaction pathways leading to undesirable by-products, and driving carbon flux to malonyl-CoA. Certain of these additional genetic modifications are set forth in Table 3.

Table 3: Genetic Modifications

Enzyme Function	E.C. Classification	Gene Name in E. coli	Modifications
Glucose transporter	N/A	galP	Increase function
Pyruvate dehydrogenase E1p	1.2.4.1	aceE	Increase function
lipoate acetyltransferase / dihydrolipoamide acetyltransferase	2.3.1.12	aceF	Increase function
Pyruvate dehydrogenase E3 (lipoamide dehydrogenase)	1.8.1.4	lpd	Increase function or alter such as by mutation to increase resistance to NADH inhibition,
Lactate dehydrogenase	1.1.1.28	ldhA	Decrease function, including by mutation
Pyruvate formate lyase (B “inactive”)	2.3.1.-	pflB	Decrease function, including by mutation
Pyruvate oxidase	1.2.2.2	poxB	Decrease function, including by mutation
Phosphate acetyltransferase	2.3.1.8	Pta	Decrease function, including by mutation
acetate kinase	2.7.2.15 2.7.2.1	ackA	Decrease function, including by mutation
methylglyoxal synthase	4.2.3.3	mgsA	Decrease function, including by mutation
Heat stable, histidyl phosphorylatable protein (of PTS)	N/A	ptsH (HPr)	Decrease function, including by mutation
Phosphoryl transfer protein (of PTS)	N/A	ptsI	Decrease function, including by mutation

Enzyme Function	E.C. Classification	Gene Name in E. coli	Modifications
Polypeptide chain (of PTS)	N/A	Crr	Decrease function, including by mutation
3-oxoacyl-ACP synthase I 3-oxoacyl-ACP synthase II monomer	2.3.1.179 2.3.1.41	fabF	Decrease or increase function, including by mutation
3-ketoacyl-ACP synthase I, 3-oxoacyl-ACP-synthase I	2.3.1.41 2.3.1.-	fabB	Decrease or increase function, including by mutation
Malonyl-CoA-ACP transacylase	2.3.1.39	fabD	Decrease or increase function, including by mutation
enoyl acyl carrier protein reductase	1.3.1.9, 1.3.1.10	fabI	Decrease or increase function, including by mutation
3-ketoacyl-acyl carrier protein synthase III	2.3.1.180	fabH	Decrease or increase function, including by mutation
Carboxyl transferase subunit α subunit	6.4.1.2	accA	Increase function
Biotin carboxyl carrier protein	6.4.1.2	accB	Increase function
Biotin carboxylase subunit	6.3.4.14	accC	Increase function
Carboxyl transferase subunit β subunit	6.4.1.2	accD	Increase function
long chain fatty acyl thioesterase I	3.1.2.2, 3.1.1.5	tesA	Decrease or increase function as well as alter by mutation to express in cytoplasm.
acyl-CoA synthase	2.3.1.86	fadD	Decrease via deletion or mutation
acetate CoA-transferase	2.8.3.8	atoD	Decrease via deletion or mutation
acetate CoA-transferase	2.8.3.8	atoA	Decrease via deletion or mutation
Transporter		atoE	Decrease via deletion or mutation
acetyl-CoA acetyltransferase	2.3.1.9	atoB	Decrease via deletion or mutation
pantothenate kinase	2.7.1.33	coaA	Increase function
lactose repressor		lacI	Decrease via deletion or mutation
γ -glutamyl- γ -aminobutyraldehyde dehydrogenase	1.2.1.-	puuC	Decrease via deletion or mutation
malate synthase A	2.3.3.9	aceB	Decrease via deletion or mutation
isocitrate lyase	4.1.3.1	aceA	Decrease via deletion or mutation
isocitrate dehydrogenase phosphatase / isocitrate dehydrogenase kinase	3.1.3.-2.7.11.5.	aceK	Decrease via deletion or mutation

Enzyme Function	E.C. Classification	Gene Name in E. coli	Modifications
pyruvate formate-lyase deactivase	1.2.1.10 1.1.1.1	adhE	Decrease via deletion or mutation
aldehyde dehydrogenase A, NAD-linked	1.2.1.21 1.2.1.22	aldA	Decrease via deletion or mutation
acetaldehyde dehydrogenase	1.2.1.4	aldB	Decrease via deletion or mutation
Lambda phage DE3 lysogen		λDE3	Increase function
T7 mRNA polymerase		T7pol	Increase function
trigger factor	5.2.1.8	tig	Decrease via deletion or mutation
3-ketoacyl-CoA thiolase	2.3.1.16	fadA	Increase or decrease function
dodecenoyl-CoA δ-isomerase, enoyl-CoA hydratase, 3-hydroxybutyryl-CoA epimerase, 3-hydroxyacyl-CoA dehydrogenase	5.3.3.8 1.1.1.35 5.1.2.3 4.2.1.17	fadB	Increase or decrease function
Sucrose permease		cscB	Increase function
Invertase	3.2.1.26	cscA	Increase function
fructokinase	2.7.1.4	cscK	Increase function
carbonic anhydrase	4.2.1.1	cynT	Increase function
carbonic anhydrase	4.2.1.1	can	Increase function
pyridine nucleotide transhydrogenase	1.6.1.2	pntAB	Increase function
pyridine nucleotide transhydrogenase	1.6.1.1	udhA	Increase function
acyl-CoA thioesterase	3.1.2.20 3.1.2.2	yciA	Increase or decrease function
thioesterase II	3.1.2.20 3.1.2.2	tesB	Increase or decrease function
thioesterase III	3.1.2.-	fadM	Increase or decrease function
hydroxyphenylacetyl-CoA thioesterase		paal	Increase or decrease function
esterase/thioesterase	3.1.2.28	ybgC	Increase or decrease function
proofreading thioesterase in enterobactin biosynthesis		entH	Increase or decrease function
acetoacetyl-CoA synthase	2.3.1.194	npth07	Increase function
3-ketoacyl-CoA synthase/elongase	2.3.1	Elo1	Increase function
3-ketoacyl-CoA synthase/elongase	2.3.1	Elo2	Increase function
3-ketoacyl-CoA synthase/elongase	2.3.1	Elo3	Increase function

Enzyme Function	E.C. Classification	Gene Name in <i>E. coli</i>	Modifications
3-Hydroxybutyryl-CoA dehydrogenase	1.1.1.157	hbd	Increase function
3-oxoacyl-CoA reductase	1.1.1.100	fabG	Increase function
enoyl-CoA hydratase	4.2.1.17	crt	Increase function
enoyl-CoA hydratase	4.2.1.17	ech2	Increase function
Trans-2-enoyl-reductase	1.3.1.9	ter	Increase function

[00135] In addition to the above-described genetic modifications, in various embodiments genetic modifications also are provided to increase the pool and availability of the cofactor NADPH, and/or, consequently, the NADPH/NADP⁺ ratio. For example, in various embodiments for *E. coli*, this may be done by increasing activity, such as by genetic modification, of one or more of the following genes: *pgi* (in a mutated form), *pntAB*, overexpressed, *gapA:gapN* substitution/replacement, and disrupting or modifying a soluble transhydrogenase such as *sthA*, and/or genetic modifications of one or more of *zwf*, *gnd*, and *edd*.

[00136] Any of the genetic modifications described herein may be provided to species not having such functionality, or having a less than desired level of such functionality.

[00137] More generally, and depending on the particular metabolic pathways of a microorganism selected for genetic modification, any subgroup of genetic modifications may be made to decrease cellular production of fermentation product(s) selected from the group consisting of acetate, acetoin, acetone, acrylic, malate, fatty acid ethyl esters, glycerolipids, lipids, isoprenoids, glycerol, ethylene glycol, ethylene, propylene, butylene, isobutylene, ethyl acetate, vinyl acetate, other acetates, 1,4-butanediol, 2,3-butanediol, butanol, isobutanol, sec-butanol, butyrate, isobutyrate, 2-OH-isobutyrate, 3-OH-butyrate, ethanol, isopropanol, D-lactate, L-lactate, pyruvate, itaconate, levulinate, glucarate, glutarate, caprolactam, adipic acid, propanol, isopropanol, fusel alcohols, and 1,2-propanediol, 1,3-propanediol, formate, fumaric acid, propionic acid, succinic acid, valeric acid, and maleic acid. Gene deletions may be made as disclosed generally herein, and other approaches may also be used to achieve a desired decreased cellular production of selected fermentation products.

[00138] In some embodiments, additional genetic modification is associated with a genotype or an enzyme selected from the group listed in Table 4 - Table 13 below. The amino acid sequences of these enzymes are shown in Table 14.

Table 4. Base strain *E. coli* K12 BW25113

(Datsenko, K.A., and Wanner, B.L., Proc. Natl., Acad. Sci. USA 97:6640-6645, 2000)

Genotype	Function	EC #	Organism	Gene	Gene ID	Comments
F-	Mating negative		<i>E. coli</i>	araD araA araB	b0061, ECK0062 b0062, ECK0063 b0063, ECK0064	
$\Delta(\text{araD-araB})567$	utilization of arabinose		<i>E. coli</i>	lacZ	b0344, ECK0341	deletion of araB, araA, araD
$\Delta\text{lacZ4787}>::\text{rrnB-3}$	utilization of lactose					disruption of lacZ
LAM-	lambda phage lysogen deletion		<i>E. coli</i>	pyrE	b3642, ECK3632	
rph-1	1-bp deletion in pyrE		<i>E. coli</i>	rhaD rhaA rhaB	b3902, ECK3895 b3903, ECK3896 b3904, ECK3897	
$\Delta(\text{rhaD-rhaB})568$	utilization of rhamnose		<i>E. coli</i>	araD araA araB	b0061, ECK0062 b0062, ECK0063 b0063, ECK0064	deletion of araB, araA, araD
hsdR514	restriction endonuclease R	3.1.21.3	<i>E. coli</i>	lacZ	b0344, ECK0341	

Table 5. Host modifications for yield increase / byproduct elimination

Enzyme	Function	Reaction	EC #	Organism	Gene	Gene ID	Comments
ldhA	lactate dehydrogenase	pyruvate + NADH = lactate + NAD	1.1.1.28	<i>E. coli</i>	ldhA	b1380, ECK1377, NC_000913.2	deletion
pflB	pyruvate formate lyase	pyruvate + CoASH = acetyl-CoA + formate	2.3.1.54	<i>E. coli</i>	pflB	b0903, ECK0894	deletion
mgsA	methylglyoxal synthase	dihydroxyacetone phosphate = methylglyoxal + Pi	4.2.3.3	<i>E. coli</i>	mgsA	b0963, ECK0954	deletion
poxB	pyruvate oxidase	pyruvate + an ubiquinone = CO ₂ + an ubiquinol + acetate	1.2.2.2	<i>E. coli</i>	poxB	b9871, ECK0862, NP_415392	deletion
pta	phosphotransacetylase	acetyl-CoA + Pi = acetyl-P + CoASH	2.3.1.8	<i>E. coli</i>	pta	b2296, ECK2291,	deletion

Enzyme	Function	Reaction	EC #	Organism	Gene	Gene ID	Comments
ack	acetate kinase	acetyl-P + ADP = acetate + ATP	2.7.2.1	<i>E. coli</i>	ackA	b2296, ECK2290, NP 416799	deletion
adhE	bifunctional acetyl-CoA reductase/alcohol dehydrogenase	acetyl-CoA + NAD = acetaldehyde + NADH acetaldehyde + NAD = ethanol + NADH	1.1.1.1, 1.2.1.10	<i>E. coli</i>	adhE	b1241, ECK1235, MG4323	deletion

Table 6. Fatty acid synthesis (including temperature sensitive alleles used for increased malonyl-CoA availability)

Enzyme	Function	Reaction	EC #	Organism	Gene	Gene ID	Comments
ACP	acyl carrier protein	none	none	<i>E. coli</i>	acpP	b1094, ECK1080, MG4178	
fabI	enoyl-ACP reductase	a trans-enoyl-acyl-ACP + NADH = an acyl-ACP + NAD	1.3.1.9	<i>E. coli</i>	fabI	b1288, ECK1283, NP_415804	TS allele used: S241F
fabB	3-keto-acyl-ACP synthase KASI	an acyl-ACP + malonyl-ACP = a 3-keto-acyl-ACP + CO ₂ + ACP-SH	2.3.1.41	<i>E. coli</i>	fabB	b2323, ECK2317	TS allele used: A329V
fabH	3-keto-acyl-ACP synthase KASIII	acetyl-CoA + malonyl-ACP = acetoacetyl-CoA + CO ₂ + ACP-SH	2.3.1.180	<i>E. coli</i>	fabH	b1091, ECK1077	
fabD	malonyl-CoA:ACP transacylase	ACP-SH + malonyl-CoA = malonyl-ACP + CoASH	2.3.1.29, 2.3.1.85, 86	<i>E. coli</i>	fabD	b1092, ECK1078, AP_002424	TS allele used: W257Q
fabF	3-keto-acyl-ACP synthase KASII	malonyl-ACP + acetyl-ACP = acetoacetyl-ACP + ACP + CO ₂	2.3.1.41, 2.3.1.179	<i>E. coli</i>	fabF	b1095, ECK1081	
fabG	3-keto-acyl-ACP reductase (NADPH-dep)	3-keto-acyl-ACP + NADPH = 3-OH-acyl-ACP + NADP	1.1.1.100	<i>E. coli</i>	fabG	b1093, ECK1079	
fabA	3-keto-hydroxyl-acyl-ACP dehydrase	3-hydroxy-acyl-ACP = 3-enoyl-acyl-ACP + H ₂ O	4.2.1.60	<i>E. coli</i>	fabA	b0954, ECK0945	
fabZ	3-keto-hydroxyl-acyl-ACP dehydrase	3-hydroxy-acyl-ACP = 3-enoyl-acyl-ACP + H ₂ O	4.2.1.-	<i>E. coli</i>	fabZ	b0180, ECK0179, NP 414722	
fabR	transcriptional repressor	none	none	<i>E. coli</i>	fabR	b3963, NP_418398	

Table 7. Malonyl-CoA synthesis and other genes related to optimizing flux

Enzyme	Function	Reaction	EC #	Organism	Gene	Gene ID	Comments
udhA	NADP/NAD transhydrogenase (soluble)	$\text{NAD}^+ + \text{NADPH} = \text{NADP}^+ + \text{NADH}$	1.6.1.1	<i>E. coli</i>	udhA = sthA	b3962, ECK3954	
pntAB	NADP/NAD transhydrogenase (membrane, complex)	$\text{NADP}^+ + \text{NADH} = \text{NADPH} + \text{NAD}^+$	1.6.1.2	<i>E. coli</i>	pntA, pntB	b1603, ECK1598 b1602, ECK1597	
PDH	Pyruvate dehydrogenase, subunit E1	$\text{pyruvate} + \text{NAD}^+ + \text{CoASH} = \text{acetyl-CoA} + \text{NADH} + \text{CO}_2$	1.2.4.1	<i>E. coli</i>	aceE	b0114, NP_414656	
PDH	Pyruvate dehydrogenase, subunit E2	$\text{pyruvate} + \text{NAD}^+ + \text{CoASH} = \text{acetyl-CoA} + \text{NADH} + \text{CO}_2$	1.2.4.1 2.3.1.12	<i>E. coli</i>	aceF	b0115, NP_414657	
PDH	Lipoamide dehydrogenase of Pyruvate dehydrogenase complex	$\text{pyruvate} + \text{NAD}^+ + \text{CoASH} = \text{acetyl-CoA} + \text{NADH} + \text{CO}_2$	1.2.4.1 2.3.1.12, 1.8.1.4	<i>E. coli</i>	lpd	b0116, ECK0115	lpd* = NADH-resistant mutant E354K
coaA	pantothenate kinase	$\text{pantothenate} + \text{ATP} = \text{phosphopantothenate} + \text{ADP}$	2.7.1.33	<i>E. coli</i>	coaA (panK)	b3974, ECK3966	coaA* = feedback-resistant variant R106A
panD	aspartate-1-decarboxylase (proenzyme)	$\text{aspartate} = \text{beta-alanine} + \text{CO}_2$	4.1.1.11	<i>E. coli</i>	panD	b0131, ECK0130	
aceA	isocitrate lyase	$\text{isocitrate} = \text{glyoxylate} + \text{succinate}$	4.1.3.1	<i>H. elongata</i>	aceA	b4015, ECK4007	
aceB	malate synthase	$\text{acetyl-CoA} + \text{glyoxylate} + \text{H}_2\text{O} = \text{Malate} + \text{CoASH} + \text{H}^+$	2.3.3.9	<i>H. elongata</i>	aceB	b4014, ECK4006	
aceK	isocitrate dehydrogenase kinase/phosphatase	$\text{phosphorylated isocitrate dehydrogenase} = \text{isodictrate dehydrogenase} + \text{Pi}$	3.1.3.-	<i>H. elongata</i>	aceK	b4016, ECK4008	
GAPDH	glyceraldehyde 3-P dehydrogenase	$\text{glyceraldehyde-3-P} + \text{NAD}^+ + \text{Pi} = 1,3\text{-bisPi-glycerate} + \text{NADH} + \text{H}^+$	1.2.1.12	<i>H. elongata</i>	gapA	b1779, ECK1777	
pyk	pyruvate kinase	$\text{pyruvate} + \text{ATP} = \text{ADP} + \text{P-enolpyruvate}$	2.7.1.10	<i>E. coli</i>	pykA	b1854, ECK1855	
pyk	pyruvate kinase	$\text{pyruvate} + \text{ATP} = \text{ADP} + \text{P-enolpyruvate}$	2.4.1.40	<i>E. coli</i>	pykF	b1676, ECK1672	

Enzyme	Function	Reaction	EC #	Organism	Gene	Gene ID	Comments
gltA	citrate synthase	oxaloacetate + acetyl-CoA = citrate + CoASH	2.3.3.1	<i>E. coli</i>	gltA	b0720, ECK0709	
CS	citrate synthase	oxaloacetate + acetyl-CoA = citrate + CoASH	2.3.3.1	<i>E. coli</i>	Arthrobacter strain DS2-3R	AAC45662	SKG loop insertion, K313L, A10E
bicA	bicarbonate transporter	bicarbonate (out) = bicarbonate (in)	none	<i>E. coli</i>	Synechococcus sp. PCC7942	ABG46427	
GOGAT	glutamate synthase complex (transaminating)	glutamine + 2-oxoglutarate + NADPH = 2 glutamate + NADP	1.4.1.13	<i>E. coli</i>	gltB, gltD	b3212, ECK3202 b3213, ECK3203	
GOGAT	glutamate synthase complex (deaminating)	glutamate + NADP = 2-oxoglutarate + NH ₃ + NADPH	1.4.1.4	<i>E. coli</i>	gltB, gltD	b3212, ECK3202 b3213, ECK3203	
gdh	glutamate dehydrogenase	glutamate + NADP = 2-oxoglutarate + NH ₃ + NADPH	11.4.1.4	<i>E. coli</i>	gdhA	b1761, ECK1759	
can	carbonic anhydrase	CO ₂ + H ₂ O = bicarbonate + H ⁺	4.2.1.1	<i>E. coli</i>	can	b0126, ECK0125	
cynT	carbonic anhydrase	CO ₂ + H ₂ O = bicarbonate + H ⁺	4.2.1.1	<i>E. coli</i>	cynT	b0339, ECK0336	
cynS	cyanase	cyanate + bicarbonate = carbamate + CO ₂	4.2.1.104	<i>E. coli</i>	cynS	b0340, ECK0337	
yibD	predicted glycosyltransferase	none	none	<i>E. coli</i>	yibD	b3615, ECK3605	P-regulated gene
pstS	Phosphate ABC transporter, Pi binding protein	Pi (out) + ATP = Pi (in) + ADP	3.6.3.27	<i>Arthrobacter (Antarctic bacterium) strain DS2-3R</i>	pstS	b3729, ECK3721	P-regulated gene

Table 8. Sugar transport and utilization

Enzyme	Function	Reaction	EC #	Organism	Gene	Gene ID	Comments
cscA	sucrose hydrolase	sucrose = glucose + fructose	3.2.1.48	<i>E. coli</i>	cscA	CAA57219	
cscB	sucrose transporter	sucrose (out) = sucrose (in)	none	<i>E. coli</i>	cscB	CAA57217	N234D, I312V
cscK	fructokinase	fructose + ATP = fructose-P + ADP	2.7.1.3	<i>E. coli</i>	cscK	CAA57218	
galP	galactose transporter	galactose (out) = galactose (in)	none	<i>E. coli</i>	galP	b2943, ECK2938	
galK	galactokinase	galactose + ATP = galactose-P + ADP	2.7.1.6	<i>E. coli</i>	galK	b0757, ECK0746	

Table 9. Host modifications for fatty acid product

Enzyme	Function	Reaction	EC #	Organism	Gene	Gene ID	Comments
fadE	acyl-CoA dehydrogenase	a saturated acyl-CoA + oxidized flavoprotein = a trans-enoyl-acyl-CoA + a reduced flavoprotein	1.3.8.-	<i>E. coli</i>	fadE	b0221, ECK0222	
fadD	fatty acyl-CoA synthetase	a saturated fatty acid + ATP + CoASH = acyl-CoA + AMP + PPi	6.2.1.3	<i>E. coli</i>	fadD	b1805, ECK1803	deletion
fadA	3-keto-acyl-CoA thiolase	acyl-CoA + acetyl-CoA = 3-ketoacyl-CoA + CoASH	2.3.1.16	<i>E. coli</i>	fadA	b3845, ECK3847	
fadB	fatty acid oxidation complex	3-ketoacyl-CoA → 3-hydroxyacyl-CoA → enoyl-CoA	5.1.2.3, 1.1.1.35, 4.2.1.17, 5.3.3.8	<i>E. coli</i>	fadB	b3846, ECK3838	
fadI	3-keto-acyl-CoA thiolase (anaerobic)	acyl-CoA + acetyl-CoA = 3-ketoacyl-CoA + CoASH	2.3.1.16	<i>E. coli</i>	fadI	b2342, ECK2336	
fadJ	fatty acid oxidation complex (anaerobic)	3-ketoacyl-CoA → 3-hydroxyacyl-CoA → enoyl-CoA	5.1.2.3, 1.1.1.35, 4.2.1.17, 5.3.3.8	<i>E. coli</i>	fadJ	b2341, ECK2335	
ydiO	predicted enoyl-CoA reductase	enoyl-CoA + reduced flavoprotein = acyl-CoA + oxidized flavoprotein	1.3.8.-	<i>E. coli</i>	ydiO	b1695, ECK1963	
paaJ	3-ketoacyl-CoA thiolase	acyl-CoA + acetyl-CoA = 3-keto-acyl-CoA + CoASH	2.3.1.-		paaJ	b1397, ECK1394	
yqeF	predicted acyltransferase			<i>E. coli</i>	yqeF	b2844, ECK2842	
tig	molecular chaperone	none	none	<i>E. coli</i>	tig	b0436, ECK0430	deletion
atoD	Predicted acetate-CoA transferase, alpha subunit	acetoacetate + acetyl-CoA = acetoacetyl-CoA + acetate	2.8.3.-	<i>E. coli</i>	atoD	b2221, ECK2214	deletion
atoA	Predicted acetate-CoA transferase, beta subunit	acetoacetate + acetyl-CoA = acetoacetyl-CoA + acetate	2.8.3.-	<i>E. coli</i>	atoA	b2222, ECK2215	deletion
atoE	Predicted fatty acid transporter		none	<i>E. coli</i>	atoE	b2223, ECK2216	deletion
atoB	acetyl-CoA acetyltransferase	2 acetyl-CoA = acetoacetyl-CoA + CoASH	2.3.1.9	<i>E. coli</i>	atoB	b2224, ECK2217	deletion

Table 10. Fatty acid pathway 3-keto-acyl-CoA synthases

Enzyme	Function	Reaction	EC #	Organism	Gene ID
NphT7	acetoacetyl-CoA synthase	acetyl-CoA + malonyl-CoA = acetoacetyl-CoA + CoASH + CO ₂	2.3.1.-	Streptomyces Sp CL190 NphT7	AB540131
SaFabH	3-ketoacyl-CoA synthase	a fatty acyl-CoA + malonyl-CoA = a 3-ketoacyl-CoA + CoASH + CO ₂	2.3.1.-	Staphylococcus aureus MW2 PRK09352	GI:75765832
BsFabH	3-ketoacyl-CoA synthase	a fatty acyl-CoA + malonyl-CoA = a 3-ketoacyl-CoA + CoASH + CO ₂	2.3.1.-	Bacillus subtilis 168 fabH1	YP_004207150
PaFabH	3-ketoacyl-CoA synthase	a fatty acyl-CoA + malonyl-CoA = a 3-ketoacyl-CoA + CoASH + CO ₂	2.3.1.-	Pseudomonas aeruginosa PAO1 PRK07515	NP_251976
MtFabH	3-ketoacyl-CoA synthase	a fatty acyl-CoA + malonyl-CoA = a 3-ketoacyl-CoA + CoASH + CO ₂	2.3.1.-	Mycobacterium tuberculosis H37Rv fabH	CAB08984
FabH	3-ketoacyl-CoA synthase	a fatty acyl-CoA + malonyl-CoA = a 3-ketoacyl-CoA + CoASH + CO ₂	2.3.1.-	Rhodothermus marinus SG0.5JP17-172	gi 345301988
FabH	3-ketoacyl-CoA synthase	a fatty acyl-CoA + malonyl-CoA = a 3-ketoacyl-CoA + CoASH + CO ₂	2.3.1.-	Streptomyces davawensis	gi 471324089
FabH	3-ketoacyl-CoA synthase	a fatty acyl-CoA + malonyl-CoA = a 3-ketoacyl-CoA + CoASH + CO ₂	2.3.1.-	Chlamydomonas reinhardtii E58	gi 330444499
FabH	3-ketoacyl-CoA synthase	a fatty acyl-CoA + malonyl-CoA = a 3-ketoacyl-CoA + CoASH + CO ₂	2.3.1.-	Clostridium ultunense Esp	gi 459068159
FabH	3-ketoacyl-CoA synthase	a fatty acyl-CoA + malonyl-CoA = a 3-ketoacyl-CoA + CoASH + CO ₂	2.3.1.-	Coralloporion coralloides DSM 2259	gi 383454618
FabH	3-ketoacyl-CoA synthase	a fatty acyl-CoA + malonyl-CoA = a 3-ketoacyl-CoA + CoASH + CO ₂	2.3.1.-	Desmospora sp. 8437	gi 333371191
FabH	3-ketoacyl-CoA synthase	a fatty acyl-CoA + malonyl-CoA = a 3-ketoacyl-CoA + CoASH + CO ₂	2.3.1.-	Paenibacillus peoriae KCTC 3763	gi 390454110
FabH	3-ketoacyl-CoA synthase	a fatty acyl-CoA + malonyl-CoA = a 3-ketoacyl-CoA + CoASH + CO ₂	2.3.1.-	Pelosinus fermentans DSM 17108	gi 392959403
FabH	3-ketoacyl-CoA synthase	a fatty acyl-CoA + malonyl-CoA = a 3-ketoacyl-CoA + CoASH + CO ₂	2.3.1.-	Candidatus Solibacter usitatus Ellin6076	gi 116626090

Enzyme	Function	Reaction	EC #	Organism	Gene ID
FabH	3-ketoacyl-CoA synthase	a fatty acyl-CoA + malonyl-CoA = a 3-ketoacyl-CoA + CoASH + CO ₂	2.3.1.-	Desulfotomaculum nigrificans DSM 574	gi 323702691
FabH	3-ketoacyl-CoA synthase	a fatty acyl-CoA + malonyl-CoA = a 3-ketoacyl-CoA + CoASH + CO ₂	2.3.1.-	Saccharomonospora glauca K62	gi 384566084
FabH	3-ketoacyl-CoA synthase	a fatty acyl-CoA + malonyl-CoA = a 3-ketoacyl-CoA + CoASH + CO ₂	2.3.1.-	Corallococcus coralloides	gi 298162138
FabH	3-ketoacyl-CoA synthase	a fatty acyl-CoA + malonyl-CoA = a 3-ketoacyl-CoA + CoASH + CO ₂	2.3.1.-	Legionella pneumophila str. Corby	gi 148359775
FabH	3-ketoacyl-CoA synthase	a fatty acyl-CoA + malonyl-CoA = a 3-ketoacyl-CoA + CoASH + CO ₂	2.3.1.-	Streptomyces avermitilis	gi 15824218
FabH	3-ketoacyl-CoA synthase	a fatty acyl-CoA + malonyl-CoA = a 3-ketoacyl-CoA + CoASH + CO ₂	2.3.1.-	Verrucosispora maris AB-18-032	gi 330468931
FabH	3-ketoacyl-CoA synthase	a fatty acyl-CoA + malonyl-CoA = a 3-ketoacyl-CoA + CoASH + CO ₂	2.3.1.-	Rhodopirellula baltica SH 1	gi 32444698
FabH	3-ketoacyl-CoA synthase	a fatty acyl-CoA + malonyl-CoA = a 3-ketoacyl-CoA + CoASH + CO ₂	2.3.1.-	Candidatus methylomirabilis oxyfera	gi 392374495
FabH	3-ketoacyl-CoA synthase	a fatty acyl-CoA + malonyl-CoA = a 3-ketoacyl-CoA + CoASH + CO ₂	2.3.1.-	Thermaerobacter marianensis	gi 317121784
FabH	3-ketoacyl-CoA synthase	a fatty acyl-CoA + malonyl-CoA = a 3-ketoacyl-CoA + CoASH + CO ₂	2.3.1.-	Caldisericum exile AZM16c01	gi 383787841
FabH	3-ketoacyl-CoA synthase	a fatty acyl-CoA + malonyl-CoA = a 3-ketoacyl-CoA + CoASH + CO ₂	2.3.1.-	Indibacter alkaliphilus LW1	gi 404450648
FabH	3-ketoacyl-CoA synthase	a fatty acyl-CoA + malonyl-CoA = a 3-ketoacyl-CoA + CoASH + CO ₂	2.3.1.-	Candidatus amoebophilus asiaticus 5a2	gi 189502112
FabH	3-ketoacyl-CoA synthase	a fatty acyl-CoA + malonyl-CoA = a 3-ketoacyl-CoA + CoASH + CO ₂	2.3.1.-	Flavobacterium sp. F52	gi 395801183
FabH	3-ketoacyl-CoA synthase	a fatty acyl-CoA + malonyl-CoA = a 3-ketoacyl-CoA + CoASH + CO ₂	2.3.1.-	Anaeromyxobacter dehalogenans 2CP-C	gi 86159172

Enzyme	Function	Reaction	EC #	Organism	Gene ID
FabH	3-ketoacyl-CoA synthase	a fatty acyl-CoA + malonyl-CoA = a 3-ketoacyl-CoA + CoASH + CO ₂	2.3.1.-	Microcystis aeruginosa NIES-843	gi 166364688
FabH	3-ketoacyl-CoA synthase	a fatty acyl-CoA + malonyl-CoA = a 3-ketoacyl-CoA + CoASH + CO ₂	2.3.1.-	Chloroflexus aggregans DSM 9485	gi 219849850
FabH	3-ketoacyl-CoA synthase	a fatty acyl-CoA + malonyl-CoA = a 3-ketoacyl-CoA + CoASH + CO ₂	2.3.1.-	Lactobacillus hilgardii ATCC 8290	gi 227523050
FabH	3-ketoacyl-CoA synthase	a fatty acyl-CoA + malonyl-CoA = a 3-ketoacyl-CoA + CoASH + CO ₂	2.3.1.-	Bartonella grahamii as4aup	gi 240850683
FabH	3-ketoacyl-CoA synthase	a fatty acyl-CoA + malonyl-CoA = a 3-ketoacyl-CoA + CoASH + CO ₂	2.3.1.-	Clostridium botulinum D str. 1873	gi 253681256
FabH	3-ketoacyl-CoA synthase	a fatty acyl-CoA + malonyl-CoA = a 3-ketoacyl-CoA + CoASH + CO ₂	2.3.1.-	Vibrio cholerae AM-19226	gi 254286853
FabH	3-ketoacyl-CoA synthase	a fatty acyl-CoA + malonyl-CoA = a 3-ketoacyl-CoA + CoASH + CO ₂	2.3.1.-	Propionibacterium acnes J139	gi 282854072
FabH	3-ketoacyl-CoA synthase	a fatty acyl-CoA + malonyl-CoA = a 3-ketoacyl-CoA + CoASH + CO ₂	2.3.1.-	Streptomyces ghanaensis ATCC 14672	gi 291439887
FabH	3-ketoacyl-CoA synthase	a fatty acyl-CoA + malonyl-CoA = a 3-ketoacyl-CoA + CoASH + CO ₂	2.3.1.-	Veillonella sp. 6_1_27	gi 294791665
FabH	3-ketoacyl-CoA synthase	a fatty acyl-CoA + malonyl-CoA = a 3-ketoacyl-CoA + CoASH + CO ₂	2.3.1.-	Streptomyces sp. C	gi 302539498
FabH	3-ketoacyl-CoA synthase	a fatty acyl-CoA + malonyl-CoA = a 3-ketoacyl-CoA + CoASH + CO ₂	2.3.1.-	Streptomyces sp. SA3_actF	gi 318080591
FabH	3-ketoacyl-CoA synthase	a fatty acyl-CoA + malonyl-CoA = a 3-ketoacyl-CoA + CoASH + CO ₂	2.3.1.-	uncultured Aquificae bacterium	gi 374851360
FabH	3-ketoacyl-CoA synthase	a fatty acyl-CoA + malonyl-CoA = a 3-ketoacyl-CoA + CoASH + CO ₂	2.3.1.-	Saccharomonospora azurea NA-128	gi 381164912
FabH	3-ketoacyl-CoA synthase	a fatty acyl-CoA + malonyl-CoA = a 3-ketoacyl-CoA + CoASH + CO ₂	2.3.1.-	Ralstonia solanacearum Po82	gi 386335197

Enzyme	Function	Reaction	EC #	Organism	Gene ID
FabH	3-ketoacyl-CoA synthase	a fatty acyl-CoA + malonyl-CoA = a 3-ketoacyl-CoA + CoASH + CO ₂	2.3.1.-	Frankia sp. QA3	gi 392946737
FabH	3-ketoacyl-CoA synthase	a fatty acyl-CoA + malonyl-CoA = a 3-ketoacyl-CoA + CoASH + CO ₂	2.3.1.-	Alishewanella aestuarii B11	gi 397172008
FabH	3-ketoacyl-CoA synthase	a fatty acyl-CoA + malonyl-CoA = a 3-ketoacyl-CoA + CoASH + CO ₂	2.3.1.-	Brevibacillus sp. CF112	gi 399047091
FabH	3-ketoacyl-CoA synthase	a fatty acyl-CoA + malonyl-CoA = a 3-ketoacyl-CoA + CoASH + CO ₂	2.3.1.-	Sphingomonas sp. LH128	gi 402823152
FabH	3-ketoacyl-CoA synthase	a fatty acyl-CoA + malonyl-CoA = a 3-ketoacyl-CoA + CoASH + CO ₂	2.3.1.-	Alteromonas macleodii str. 'English Channel 673'	gi 407684813
FabH	3-ketoacyl-CoA synthase	a fatty acyl-CoA + malonyl-CoA = a 3-ketoacyl-CoA + CoASH + CO ₂	2.3.1.-	Leptospirillum ferriphilum ML-04	gi 410479651
FabH	3-ketoacyl-CoA synthase	a fatty acyl-CoA + malonyl-CoA = a 3-ketoacyl-CoA + CoASH + CO ₂	2.3.1.-	Glaciecola polaris LMG 21857	gi 410617776
FabH	3-ketoacyl-CoA synthase	a fatty acyl-CoA + malonyl-CoA = a 3-ketoacyl-CoA + CoASH + CO ₂	2.3.1.-	Listeria monocytogenes J1-220	gi 417318270
FabH	3-ketoacyl-CoA synthase	a fatty acyl-CoA + malonyl-CoA = a 3-ketoacyl-CoA + CoASH + CO ₂	2.3.1.-	Mycobacterium avium subsp. paratuberculosis S397	gi 417747984
FabH	3-ketoacyl-CoA synthase	a fatty acyl-CoA + malonyl-CoA = a 3-ketoacyl-CoA + CoASH + CO ₂	2.3.1.-	Fusobacterium nucleatum subsp. polymorphum F0401	gi 422338672
FabH	3-ketoacyl-CoA synthase	a fatty acyl-CoA + malonyl-CoA = a 3-ketoacyl-CoA + CoASH + CO ₂	2.3.1.-	Mycobacterium liflandii 128FXT	gi 443491493
FabH	3-ketoacyl-CoA synthase	a fatty acyl-CoA + malonyl-CoA = a 3-ketoacyl-CoA + CoASH + CO ₂	2.3.1.-	Mesorhizobium sp. STM 4661	gi 474659331
FabH	3-ketoacyl-CoA synthase	a fatty acyl-CoA + malonyl-CoA = a 3-ketoacyl-CoA + CoASH + CO ₂	2.3.1.-	Streptomyces coelicolor A3(2)	gi 21224866
FabH	3-ketoacyl-CoA synthase	a fatty acyl-CoA + malonyl-CoA = a 3-ketoacyl-CoA + CoASH + CO ₂	2.3.1.-	Clostridiales bacterium 1_7_47_FAA	gi 239623103

Enzyme	Function	Reaction	EC #	Organism	Gene ID
FabH	3-ketoacyl-CoA synthase	a fatty acyl-CoA + malonyl-CoA = a 3-ketoacyl-CoA + CoASH + CO ₂	2.3.1.-	Ruegeria sp. R11	gi 254477647
FabH	3-ketoacyl-CoA synthase	a fatty acyl-CoA + malonyl-CoA = a 3-ketoacyl-CoA + CoASH + CO ₂	2.3.1.-	Rothia dentocariosa ATCC 17931	gi 311113478
FabH	3-ketoacyl-CoA synthase	a fatty acyl-CoA + malonyl-CoA = a 3-ketoacyl-CoA + CoASH + CO ₂	2.3.1.-	Caldicellulosiruptor kristjanssonii 177R1B	gi 312793335
FabH	3-ketoacyl-CoA synthase	a fatty acyl-CoA + malonyl-CoA = a 3-ketoacyl-CoA + CoASH + CO ₂	2.3.1.-	Thermus scotoductus SA-01	gi 320449672
FabH	3-ketoacyl-CoA synthase	a fatty acyl-CoA + malonyl-CoA = a 3-ketoacyl-CoA + CoASH + CO ₂	2.3.1.-	Geobacter sp. M18	gi 322421910
FabH	3-ketoacyl-CoA synthase	a fatty acyl-CoA + malonyl-CoA = a 3-ketoacyl-CoA + CoASH + CO ₂	2.3.1.-	Rhodococcus equi ATCC 33707	gi 325677042
FabH	3-ketoacyl-CoA synthase	a fatty acyl-CoA + malonyl-CoA = a 3-ketoacyl-CoA + CoASH + CO ₂	2.3.1.-	Clostridium papyrosolvens DSM 2782	gi 326203621
FabH	3-ketoacyl-CoA synthase	a fatty acyl-CoA + malonyl-CoA = a 3-ketoacyl-CoA + CoASH + CO ₂	2.3.1.-	Cellulomonas fimi ATCC 484	gi 332670773
FabH	3-ketoacyl-CoA synthase	a fatty acyl-CoA + malonyl-CoA = a 3-ketoacyl-CoA + CoASH + CO ₂	2.3.1.-	Neisseria macacae ATCC 33926	gi 340361349
FabH	3-ketoacyl-CoA synthase	a fatty acyl-CoA + malonyl-CoA = a 3-ketoacyl-CoA + CoASH + CO ₂	2.3.1.-	Rhodothermus marinus SG0.5JP17-172	gi 345304635
FabH	3-ketoacyl-CoA synthase	a fatty acyl-CoA + malonyl-CoA = a 3-ketoacyl-CoA + CoASH + CO ₂	2.3.1.-	Gluconacetobacter oboediens 174Bp2	gi 349685677
FabH	3-ketoacyl-CoA synthase	a fatty acyl-CoA + malonyl-CoA = a 3-ketoacyl-CoA + CoASH + CO ₂	2.3.1.-	Halomonas sp. HAL1	gi 352106212
FabH	3-ketoacyl-CoA synthase	a fatty acyl-CoA + malonyl-CoA = a 3-ketoacyl-CoA + CoASH + CO ₂	2.3.1.-	Saccharomonospora cyanea NA-134	gi 375098553
FabH	3-ketoacyl-CoA synthase	a fatty acyl-CoA + malonyl-CoA = a 3-ketoacyl-CoA + CoASH + CO ₂	2.3.1.-	Arcobacter butzleri ED-1	gi 384154990

Enzyme	Function	Reaction	EC #	Organism	Gene ID
FabH	3-ketoacyl-CoA synthase	a fatty acyl-CoA + malonyl-CoA = a 3-ketoacyl-CoA + CoASH + CO ₂	2.3.1.-	Marinobacter adhaerens HP15	gi 385331603
FabH	3-ketoacyl-CoA synthase	a fatty acyl-CoA + malonyl-CoA = a 3-ketoacyl-CoA + CoASH + CO ₂	2.3.1.-	Phaeobacter gallaeciensis 2.10	gi 400755130
FabH	3-ketoacyl-CoA synthase	a fatty acyl-CoA + malonyl-CoA = a 3-ketoacyl-CoA + CoASH + CO ₂	2.3.1.-	Aeromonas hydrophila SSU	gi 423197564
FabH	3-ketoacyl-CoA synthase	a fatty acyl-CoA + malonyl-CoA = a 3-ketoacyl-CoA + CoASH + CO ₂	2.3.1.-	Rhodococcus opacus PD630	gi 424853848
FabH	3-ketoacyl-CoA synthase	a fatty acyl-CoA + malonyl-CoA = a 3-ketoacyl-CoA + CoASH + CO ₂	2.3.1.-	Gordonia aichiensis NBRC 108223	gi 441509582
FabH	3-ketoacyl-CoA synthase	a fatty acyl-CoA + malonyl-CoA = a 3-ketoacyl-CoA + CoASH + CO ₂	2.3.1.-	Acinetobacter sp. NIPH 236	gi 479875377
PaFabG	3-ketoacyl-CoA reductase	a 3-ketoacyl-CoA + NADH = a 3-hydroxyacyl-CoA + NAD ⁺	1.1.1.35	Pseudomonas aeruginosa PAO1	NP_251657
fabG	3-ketoacyl-CoA reductase	a 3-ketoacyl-CoA + NADH = a 3-hydroxyacyl-CoA + NAD ⁺	1.1.1.35	Pseudomonas aeruginosa PA7	ABR85110
hbd	3-hydroxybutyryl-CoA dehydrogenase	acetoacetyl-CoA + NADH = 3-hydroxybutyryl-CoA + NAD ⁺	1.1.1.35	Clostridium beijerinckii	AF494018_5
crt	crotonase / enoyl-CoA hydratase	3-hydroxybutyryl-CoA = crotonyl-CoA + H ₂ O	4.2.1.55	Clostridium acetobutylicum	AAA95967
ech	enoyl-CoA hydratase	3-hydroxybutyryl-CoA = crotonyl-CoA + H ₂ O	4.2.1.55	Pseudomonas putida	ABA10805
ech2	bifunctional 3-hydroxyacyl-CoA dehydrogenase / enoyl-CoA hydratase	a 3-ketoacyl-CoA + NADH = a 3-hydroxyacyl-CoA + NAD ⁺ 3-hydroxyacyl-CoA = enoyl-CoA + H ₂ O	1.1.1.35 4.2.1.55	Rattus norvegicus	NP_077368
ter	crotonase / enoyl-CoA hydratase	a enoyl-CoA + NADH = a fattyacyl-CoA + NAD ⁺	1.1.1.36	Treponema denticola TDE0597	WP_002681770
ccr	crotonase / enoyl-CoA hydratase	a enoyl-CoA + NADH = a fattyacyl-CoA + NAD ⁺	1.1.1.36	Streptomyces collinus	GI:81309006, Q53865

Table 11. Thioesterases

Enzyme	Function	Reaction	EC #	Organism	Gene	Gene ID	Comments
tesA	acyl-CoA thioesterase, protease, phospholipase (periplasmic)	acyl-ACP + H ₂ O = fatty acid + ACP acyl-CoA + H ₂ O = fatty acid + CoASH	3.1.2.14 3.1.2.2	<i>E. coli</i>	tesA	b0494, ECK0488	
'tesA	acyl-CoA thioesterase (cytoplasmic)	acyl-ACP + H ₂ O = fatty acid + ACP acyl-CoA + H ₂ O = fatty acid + CoASH	3.1.2.14 3.1.2.2	<i>E. coli</i>	'tesA		del2-24 (signal sequence)
tesB	thioesterase	acyl-CoA + H ₂ O = fatty acid + CoASH	3.1.2.20	<i>E. coli</i>	tesB	b0452, ECK0446	
yciA	acyl-CoA thioesterase	acyl-CoA + H ₂ O = fatty acid + CoASH	3.1.2.20	<i>E. coli</i>	yciA	b1253, ECK1247	
ybgC	acyl-CoA thioesterase	acyl-CoA + H ₂ O = fatty acid + CoASH	3.1.2.28	<i>E. coli</i>	ybgC	b0736, ECK0725	
ybfF	predicted thioesterase	acyl-CoA + H ₂ O = fatty acid + CoASH	3.1.2.20	<i>E. coli</i>	ybfF	b0686, ECK0674	
fadM	thioesterase	acyl-CoA + H ₂ O = fatty acid + CoASH	3.1.2.-	<i>E. coli</i>	fadM	b0443, ECK0437	
AtTE	thioesterase	acyl-CoA + H ₂ O = fatty acid + CoASH	3.1.2.20	<i>Anaerococcus tetradius</i> ATCC35098		EEI82564	
CpTE	thioesterase	acyl-CoA + H ₂ O = fatty acid + CoASH	3.1.2.20	<i>Cuphea palustris</i>		AAC49179	
CperfTE	thioesterase	acyl-CoA + H ₂ O = fatty acid + CoASH	3.1.2.20	<i>Clostridium perfringens</i> ATCC13124		ABG82470	
LpTE	thioesterase	acyl-CoA + H ₂ O = fatty acid + CoASH	3.1.2.20	<i>Lactobacillus plantarum</i> ACFS1 fat		CAD63310	
PA2801TE	thioesterase	acyl-CoA + H ₂ O = fatty acid + CoASH	3.1.2.20	<i>Pseudomonas aeruginosa</i> PAO1		NP_251491	

Table 12. Wax ester synthases

Enzyme	Function	Reaction	EC #	Organism	Gene ID
Maq1	Wax ester synthase	a fatty acyl-CoA + an alcohol = a fatty acyl methyl ester + CoASH	2.3.1.20	Marinobacter aquaeolei VT8 (ATCC700491) Ma1	YP_957462
Pcry1	Wax ester synthase	a fatty acyl-CoA + an alcohol = a fatty acyl methyl ester + CoASH	2.3.1.20	Psychrobacter cryohalolentis K5 Ps1	YP_579515
Rjos1	Wax ester synthase	a fatty acyl-CoA + an alcohol = a fatty acyl methyl ester + CoASH	2.3.1.20	Rhodococcus jostii RHA1 Rh1	YP_701572

Enzyme	Function	Reaction	EC #	Organism	Gene ID
Abork1	Wax ester synthase	a fatty acyl-CoA + an alcohol = a fatty acyl methyl ester + CoASH	2.3.1.20	Alcanivorax borkumensis strain SK2 atfA1	YP_694462

Table 13. Miscellaneous

Enzyme	Function	Reaction	EC #	Source / Genes E. coli unless noted	Gene ID	Comments
prpE	propionyl-CoA synthetase	propionate + CoASH + ATP = propionyl-CoA + AMP + PPi	6.2.1.17	Salmonella enterica subsp typhimurium	NP_454966	
phaA	acetyl-CoA acetyltransferase / thiolase	2 acetyl-CoA = acetoacetyl-CoA + CoASH	2.3.1.9	Cupriavides necator (Rhodobacter sphaeroides 2.4.1)	YP_353824	
phaB	acetoacetyl-CoA reductase	3-ketoacyl-CoA + NAD(P)H = 3- hydroxyacyl-CoA + NAD(P)+	1.1.1.35	Cupriavides necator (Rhodobacter sphaeroides 2.4.1)	YP_353825	
phaC	PHA synthase	hydroxyacyl-CoA + [hydroxyalkanoate] _n = [hydroxyalkanoate] _{n+1} + CoASH	2.3.1.-	Pseudomonas stutzeri phaC1	AAO59383	
phaC	PHA synthase	hydroxyacyl-CoA + [hydroxyalkanoate] _n = [hydroxyalkanoate] _{n+1} + CoASH	2.3.1.-	Pseudomonas oleovorans	AAA25932	
phaC	PHA synthase	hydroxyacyl-CoA + [hydroxyalkanoate] _n = [hydroxyalkanoate] _{n+1} + CoASH	2.3.1.-	Pseudomonas aeruginosa PAO1	AAG08441	
THNS	THN synthase	5 malonyl-CoA = THN (tetrahydroxynaphthalene) → flaviolin	unknown	Streptomyces coelicolor bcsA	CAC01488	
THNS"	THN synthase variant C184S, del25	5 malonyl-CoA = THN (tetrahydroxynaphthalene) → flaviolin	unknown	Streptomyces coelicolor bcsA	CAC01488	C184S, del351-374

Table 14. Protein Sequences of the enzymes involved in the genetic modification.

(Amino acids listed in bold and underlined represent modifications made in applicants' alleles)

SEQ ID NO	Enzyme	FASTA Header	Protein Sequence - NCBI Database
Host modifications for yield increase / byproduct elimination			
SEQ ID NO:124	ldhA	>gi 16129341 ref NP_415898.1 fermentative D-lactate dehydrogenase, NAD-dependent [Escherichia coli str. K-12 substr. MG1655]	MKLAVYSTKQYDKKYLQQVNESFGFELEFF DFLLTEKTAKTANGCEAVCIVNDDGSRPVL EELKKHGVKYIALRCAGFNNVDLDAAKELG LKVVVRVPAYDPEAVAHAIGMMMTLNRRIH RAYQRTRDANFSLEGLTGFTMYGKTAGVIG TGKIGVAMLRILKGFGMRLLAFDPYPSAAAL ELGVEYVDLPTLFSESDVISLHCPPTPENYHL LNEAAFEQMKNQVMIVNTSRGALIDSQAAIE ALKNQKIGSLGMDVYENERDLFFEDKSNDVI QDDVFRRLSACHNVLFTHGHQAFLTAEALTSI SQTTLQNLNLEKGETCPNELV
SEQ ID NO:125	pflB	>gi 16128870 ref NP_415423.1 pyruvate formate lyase I [Escherichia coli str. K-12 substr. MG1655]	MSELNEKLATAWEGFTKGDWQNEVNVRDFI QKNYTPYEGDESFLAGATEATTTLWDKVME GVKLENRTHAPVDFDTAVASTITSHDAGYIN KQLEKIVGLQTEAPLKRALIPFGGIKMIEGSC KAYNRELDPMIKKIFTEYRKTHNQGVFDVY TPDILRCRKSGVLTGLPDAYGRGRIIGDYRR VALYGIDYLMKDKLAQFTSLQADLENGVNL EQTIRLREEIAEQHRALGQMKEMAAKYGYD ISGPATNAQEAIQWTYFGYLAAVKSQNGAA MSFGRTSTFLDVYIERDLKAGKITEQEAQEM VDHLVMKLRMVRFLRTPEYDELFSGDPiWA TESIGGMGLDGRTLVTKNsFRFLNTLYTMGP SPEPNMTILWSEKLPLNFKKFAAKVSI DTSSL QYENDDLMRPDFNNDYAIACCVSPMIVGK QMQFFGARANLAKTMLYAINGGVDEKLKM QVGPKSEPIKGDVLNYDEVMERMDHFMDW LAKQYITALNIIHYMHDKYSYEASLMALHD RDVIRTMACGIAGLSVAADSLSAIKYAKVKP IRDEDGLAIDFEIEGEYPQFGNNDPRVDDLA VDLVERFMKKIQKLHTYRDAIPTQSVLTITSN VVYGKKTGNTPDGRRAGAPFGPGANPMHG RDQKGAVASLTSAKLPAAYAKDGISYTF SI VPNALGKDDEVKRTNLAGLMDGYFHHEASI EGGQHLNVNVMNREMLLDAMENPEKYPQL TIRVSGYAVRFNSLTKEQQQDVITRTFTQSM
SEQ ID NO:126	mgsA	>gi 90111195 ref NP_415483.2 methylglyoxal synthase [Escherichia coli str. K-12 substr. MG1655]	MELTTRTLTPARKHIALVAHDHCKQMLMSW VERHQPLLEQHVLYATGTTGNLISRATGMN VNAMLSPMGDQVVGALISEGKIDVLIF WDPLNAVPHDPDVKALLRLATVWNIPVATN VATADFIIQSPHFNDVAILIPDYQRYLADRL K

SEQ ID NO	Enzyme	FASTA Header	Protein Sequence - NCBI Database
SEQ ID NO:127	poxB	>gi 16128839 ref NP_415392.1 pyruvate dehydrogenase (pyruvate oxidase), thiamin-dependent, FAD-binding [Escherichia coli str. K-12 substr. MG1655]	MKQTVAAAYIAKTLESAGVKRIWGVGTGDSLNLGLSDSLNRMGTIEWMSTRHEEVAFAAGAE AQLSGELAVCAGSCGPGNLHLINGLFDCHRN HVPVLAIAAHIPSSEIGSGYFQETHPQELFREC SHYCELVSSPEQIPQVLAIAMRKAVLNRGVS VVVLPGDVALKPAPEGATMHWHAPQPVV TPEEEELRKLAQLLRYSSNIALMCGSGCAGA HKELVEFAGKIKAPIVHALRGKEHVEYDNPY DVGMTGLIGFSSGFHTMMNADTLVLLGTQF PYRAFYPTDAKIIQIDINPASIGAHSKVDMAL VGDIKSTLRALLPLVEEKADRKFLLDKALEDY RDARKGLDDLAKPSEKAIHPQYLAQQISHFA ADDAIFTCDVGTPTVWAARYLKMNGKRRL LGSFNHGS MANAMPQALGAQATEPERQVVA MCGDGGFSMLMGDFLSVVQMKLPVKIVVF NNSVLGFVAMEMKAGGYLTDGTELHDTNF ARIAEACGITGIRVEKASEVDEALQRAFSIDG PVLVDVVVAKEELAIPPQIKLEQAKGFSLYM LRAIISGRGDEVIELAKTNWLR
SEQ ID NO:128	pta	>gi 16130232 ref NP_416800.1 phosphate acetyltransferase [Escherichia coli str. K-12 substr. MG1655]	MSRIIMLIPTGTSVGLTSVSLGVIRAMERKGV RLSVFKPIAQPRGTGGDAPDQTTTIVRANSSTT TAAEPLKMSYVEGLLSSNQKDVLMEEIVAN YHANTKDAEVVLVEGLVPTRKHQFAQSLNY EIAKTLNAEIVFVMSQGTDTPEQLKERIELTR NSFSGAKNTNITGVIVNKL NPAVDEQGRTRP DLSEIFDDSSKAKVNNVDPAKLQESSPLPVL GAVPWSFDLIATRAIDMARHLNATIINEGDIN TRRVKSVTF CAR SIPHMLEHFRAGSLLV TSA DRPDVLVAACLAAMNGVEIGALLLTGGYEM DARISKLCERAFATGLPVFMVNTNTWQTSL S LQSFNLEVPVDDHERIEKVQEYVANYINAD WIESLTATSESRRLSPPAFRYQLTELARKAG KRIVLPEGDEPRTVKAAAICAERGIATCVLLG NPAEINRVAASQGV ELGAGIEIVDPEVVRES YVGRLVELRKNKGMTETVAREQLEDNVVL GTLMLEQDEVDGLVSGAVHTTANTIRPPLQL IKTAPGSSLVSSVFFMLLPEQVYVYGDCAINP DPTAEQLAEIAIQSADSAAAFGIEPRVAMLSY STGTSGAGSDVEKVVREATRLAQEKRPDL MID GPLQYDAVMADVAKSKAPNSPVAGRATV FIFPD LNTGNTTYKAVQRSADLISIGPMLQG MRKPVNDLSRGALVDDIVYTIALTAIQSAQQ Q

SEQ ID NO	Enzyme	FASTA Header	Protein Sequence - NCBI Database
SEQ ID NO:129	ack	>gi 16130231 ref NP_416799.1 acetate kinase A and propionate kinase 2 [Escherichia coli str. K-12 substr. MG1655]	MSSKLVLVLNCGSSSLKFAIIDAVNGEEYLS GLAECFHLPEARIKWKMDGNKQEAALGAG AAHSEALNFIVNTILAQKPELSAQLTAIGHRI VHGGEKYTSSVVIDESVIQGIKDAASFAPLH NPAHLIGIEEALKSFPQLKDKNVAVFDATFH QTMPEESYLYALPYNLYKEHGIRRYGAHGT SHFYVTQEA AKMLNKPVEELNIITCHLGNNG SVSAIRNGKCVDTSMGLTPLEGLVMGTRSG DIDPAIIFHLHDTLGMSVDAINKLLTKESGLL GLTEVTSDCRYVEDNYATKEDAKRAMDVY CHRLAKYIGAYTALMDGRLDAVVFTGGIGE NAAMVRELSLGLGLVGLGFEVDHERNLAARF GKSGFINKEGTRPAVVPTNEELVIAQDASRL TA
SEQ ID NO:130	adhE	>gi 16129202 ref NP_415757.1 fused acetaldehyde-CoA dehydrogenase/iron-dependent alcohol dehydrogenase/pyruvate-formate lyase deactivase [Escherichia coli str. K-12 substr. MG1655]	MAVTNVAELNALVERVKKAQREYASFTQE QVDKIFRAAALAAADARIPLAKMAVAESGM GIVEDKVIKNHFASEYIYNAYKDEKTCGVLS EDDTFGTITIAEPIGIIICGIVPTTNPTSTAIFKSL ISLKTRNAIIFSPHPRAKDATNKAADIVLQAA IAAGAPKDLIGWIDQPSVELSNALMHHDPIN LILATGGPGMVKAAYSSGKPAIGVGAGNTP VVIDETADIKRAVASVLMSKTFDNGVICASE QSVVVVDSVYDAVRERFATHGGYLLQGKEL KAVQDVILKNGALNAAIVGQPAYKIAELAGF SVPENTKILIGEVTVDSEPF AHEKLSPTLA MYRAKDFEDAVEKA EKL VAMGGIGHTSCL YTDQDNQPARVSYFGQKMKTARILINTPASQ GGIGDLYNFKLAPSLTLGCGSWGGSISENV GPKHLINKKTVAKRAENMLWHKLPKSIYFR RGSPLIALDEVITDGHKRALIVTDRFLFNNGY ADQITSVLKAAGVETEVEFFEVEADPTLSIVRK GAELANSFKPDVIALGGGSPMDAAKIMWV MYEHPETHFEELALRFMDIRKRIYKFPKMGV KAKMIAVTTTSGTGSEVTPFAVVTDDATGQ KYPLADYALTPDMAIVDANLVMDMPKSLC AFGGLDAVTHAMEAYVSVLASEFSDGQALQ ALKLLKEYLPASYHEGSKNPVARERVHSA TIAGIAFANAFLGVCHSMAHKLGSQFHIPHG LANALLICNVIRYNANDNPTKQTAFS QYDRP QARRRYAEIADHLGLSAPGDR TAAKIEKLLA WLETLKAELGIPKSIREAGVQ EADFLANVDK LSEDAFDDQCTGANPRYPLISELKQILLDTYY GRDYVEGETAAKKEAAPAKAEKKAKKSA

SEQ ID NO	Enzyme	FASTA Header	Protein Sequence - NCBI Database
	Fatty acid synthesis (including temperature sensitive alleles used for increased malonyl-CoA availability)		
SEQ ID NO:131	ACP	>gi 16129057 ref NP_415612.1 acyl carrier protein (ACP) [Escherichia coli str. K-12 substr. MG1655]	MSTIEERVKKIIGEQLGVKQEEVTNNASFVE DLGADSLDTVELVMALEEEFDTEIPDEEAEKI TTVQAAIDYINGHQA
SEQ ID NO:132	fabI	>gi 16129249 ref NP_415804.1 enoyl-[acyl-carrier-protein] reductase, NADH-dependent [Escherichia coli str. K-12 substr. MG1655]	MGFLSGKRILVTGVASKLSIAYGIAQAMHRE GAELAFETYQNDKLKGRVEEFAAQLGSDIVL QCDVAEDASIDTMFAELGKVWPKFDGFVHS IGFAPGDQLDGDYVNAVTVREGFKIAHDISSY SFVAMAKACRSMLNPGSALLTSLYLGAERAI PNYNVMGLAKASLEANVRYMANAMGPEGV RVNAISAGPIRTLAASGIKDFRKMALHCEAV TPIRRTVTIEDVGNSAAFLCSDLSAGISGEVV HVDGGFSIAAMNELELK
SEQ ID NO:133	fabB	>gi 16130258 ref NP_416826.1 3-oxoacyl-[acyl-carrier-protein] synthase I [Escherichia coli str. K-12 substr. MG1655]	MKRAVITGLGIVSSIGNNQEVLASLREGRS GITFSQELKDSGMRSHVWGNVKLDTTGLIDR KVVRFMSDASIYAFLSMEQAIADAGLSPEAY QNNPRVGLIAGSGGGSPPRFQVFGADAMRGP RGLKAVGPYVVTKAMASGVSAACLATPFKIH GVNYSISSACATSAHCIGNAVEQIQLGKQDIV FAGGGEELCWEMACEFDAMGALSTKYNDT PEKASRTYDAHRDGFVIAGGGGMVVVEELE HALARGAHIYAEIVGYGATSDGADMVAPSG EGAVRCMKMAMHGVDTPIDYLNHGTSTPV GDVKELAAIREVFGDKSPAISATKAMTGHS GAAGVQEAIYSLLMLEHGFIAPSINIEELDEQ AAGLNIVTETTDRELTTVMSNSFGFGGTNAT LVMRKLKD
SEQ ID NO:134	fabH	>gi 16129054 ref NP_415609.1 3-oxoacyl-[acyl-carrier-protein] synthase III [Escherichia coli str. K-12 substr. MG1655]	MYTKIIGTGSYLPEQVVRTNADLEKMOVDTSD WIVTRTGIRERHIAAPNETVSTMGFEAAATRAI EMAGIEKDQIGLIVVATTSATHAFPSAACQIQ SMLGIKGCPAFDVAAACAGFTYALSVADQY VKSGAVKYALVVGSDVLARTCDPTDRGTIII FGDGAGAAVLAASEEPGIISTHLHADGSYGE LLTLPNADRVNPENSIHLMAGNEVFVKVAVT ELAHIVDETLAANNLDRSQLDWLVPHQANL RIISATAKKLGMSMDNVVVTLDHRHGNTSAA SVPCALDEAVRDGRIKPGQLVLLEAFGGGFT WGSALVRF

SEQ ID NO	Enzyme	FASTA Header	Protein Sequence - NCBI Database
SEQ ID NO:135	fabD	>gi 16129055 ref NP_415610.1 malonyl-CoA-[acyl-carrier-protein] transacylase [Escherichia coli str. K-12 substr. MG1655]	MTQFAFVFPQGGSQTVGMLADMAASYPIVE ETFAEASAAALGYDLWALTQQGP AEELNKTW QTQPALLTASVALYRVWQQQGGKAPAMMA GHSLGEYSALVCAGVIDFADAVRLVEMRGK FMQEAVPEGTGAMAAIIIGLDDASIAKACEEA AEGQVVSPVNFNSPGQVVIAGHKEAVERAG AACKAAGAKRALPLPVSVPSHCALMKPAAD KLAVELAKITFNAPTVPVNNVDVKCETNG DAIRDALVRQLYNPVQWTKSVEYMAAQGV EHLVEVGPVKVLTGLTKRIVDTLTASALNEP SAMAAALEL
SEQ ID NO:136	fabF	>gi 16129058 ref NP_415613.1 3-oxoacyl-[acyl-carrier-protein] synthase II [Escherichia coli str. K-12 substr. MG1655]	MSKRRVVVTGLGMLSPVGNTVESTWKALL AGQSGISLIDHFDTSAYATKFAGLVKDFNCE DIISRKEQRKMDAFIQYGIVAGVQAMQDSGL EITEENATRIGAAIGSGIGGLGLIEENHTSLMN GGPRKISPPFFVPSTIVNMVAGHLTIMYGLRGP SISIATACTSGVHNIGHAARI IAYGDADVMV AGGAEKASTPLGVGGFGAARALSTRNDNPQ AASRPWDKERDGFVLGDGAGMLVLEEYEH AKKRGAKIY AELVGFGMSSDAYHMTSPPEN GAGAALAMANALRDAGIEASQIGYVNAHGT STPAGDKAEAQAVKTIFGEAASRVLVSSTKS MTGHLLGAAGAVESIYSILALRDQAVPPTIN LDNPDEGCDLDFVPHEARQVSGMEYTL CNS FGFGGTNGSLIFKKI
SEQ ID NO:137	fabG	>gi 16129056 ref NP_415611.1 3-oxoacyl-[acyl-carrier-protein] reductase [Escherichia coli str. K-12 substr. MG1655]	MNFEGKIALVTGASRGIGRAIAETLAARGAK VIGTATSENGAQAISDYLGANGKGLMLNVT DPASIESVLEKIRAEFGEVDILVNNAGITRDN LLMRMKDEEWNDIETNLSSVFRLSKAVMR AMMKKRHGRITIGSVVGTMGNGGQANYA AAKAGLIGFSKSLAREVASRGITVNVVAPGFI ETDMTRALSDDQRAGILAQVPAGRLGGAQE IANAVAFLASDEAAAYITGETLHVNGGMYMV
SEQ ID NO:138	fabA	>gi 16128921 ref NP_415474.1 beta-hydroxydecanoyl thioester dehydrase [Escherichia coli str. K-12 substr. MG1655]	MVDKRESYTKEDLLASGRGELFGAKGPQLP APNMLMMDRVVKMTETGGNFDKGYVEAEL DINPDLWFFGCHFIGDPVMPGCLGLDAMWQ LVGFYLGWLGGEGKGRALGVGEVKFTGQV LPTAKKVTYRIHFKRIVNRRIMGLADGEVL VDGRLIYTASDLKVGLFQDTSF
SEQ ID NO:139	fabZ	>gi 16128173 ref NP_414722.1 (3R)-hydroxymyristol acyl carrier protein dehydratase [Escherichia coli str. K-12 substr. MG1655]	MTTNHTLQIEEILELLPHRFPFLLVDRVLDF EEGRFLRAVKNVSVNEPFFQGHFPGKPIFPG VLILEAMAQATGILAFKSVGKLEPGELYFA GIDEARFKRPVVPDQMMIMEVTFEKTTRRLT RFKGVALVDGKVVCEATMMCARSREA

SEQ ID NO	Enzyme	FASTA Header	Protein Sequence - NCBI Database
SEQ ID NO:140	fabR	>gi 145698338 ref NP_418398.2 DNA-binding transcriptional repressor [Escherichia coli str. K-12 substr. MG1655]	MGVRAQQKEKTRRSLVEAAFSQLSAERSFASLSLREVAREAGIAPTSFYRHFRDVELGLT MVDESGLMLRQLMRQARQRIAKGGSVIRTS VSTFMEFIGNPNPNAFRLLLRERSGTSAAFRA AVAREIQHFIAELADYLELENHMPRAFTEAQ AEAMVTIVFSAGAEALDVGVEQRRQLEERL VLQLRMISKGAYYWYRREQEKTAIIPGNVK DE
SEQ ID NO:141	fabI	enoyl-ACP reductase, NADH-dependent, temperature-sensitive applicants allele	MGFLSGKRILVTGVASKLSIAYGIAQAMHRE GAELAFTYQNDKLKGRVEEFAAQLGSDIVL QCDVAEDASIDTMFAELGKVWPKFDGFVHS IGFAPGDQLDGDYVNAVTVREGFKIAHDISSY SFVAMAKACRSMLNPGSALLTSLYLGAERAI PNYNVMGLAKASLEANVRYMANAMGPEGV RVNAISAGPIRTLAASGIKDFRKMALAHCEAV TPIRRTVTIEDVGNSAAFLCSDLSAGI <u>F</u> GEVV HVDGGFSIAAMNELELK
SEQ ID NO:142	fabB	3-ketoacyl-ACP synthase I, temperature sensitive applicants allele	MKRAVITGLGIVSSIGNNQEVLASLREGRS GITFSQELKDSGMRSHVWGNVKLDTTGLIDR KVVRFMSDASIYAFLSMEQAIADAGLSPEAY QNNPRVGLIAGSGGGSPPRFQVFGADAMRGP RGLKAVGPYVVTKAMASGVSAACLATPFKIH GVNYSISSACATSAHCIGNAVEQIQLGKQDIV FAGGGEELCWEMACEFDAMGALSTKYNDT PEKASRTYDAHRDGFVIAGGGGMVVVEELE HALARGAHIIYAEIVGYGATSDGADMVAPSG EGAVRCMKMAMHGVDTPIDYLNHGTSTPV GDVKELAAIREVF GDKSP AISATK <u>V</u> MTGHSL GAAGVQEAIYSLMLEHGFIAPSNIEELDEQ AAGLNIVTETTDRELTVMSSNSFGFGGTNAT LVMRKLKD
SEQ ID NO:143	fabD	malonyl-CoA:ACP transacylase, temperature sensitive applicants allele	MTQFAFVFPQGGSQTVGMLADMAASYPIVE ETFAEASAALGYDLWALTQQGP AEELNKTW QTQPALLTASVALYRVWQQQGGKAPAMMA GHSLGEYSALVCAGVIDFADAVRLVEMRGK FMQEAVPEGTGAMAAIIIGLDDASIAKACEEA AEGQVVSPVNFNSPGQVVIAGHKEAVERAG AACKAAGAKRALPLPVSVPSHCALMKPAAD KLAVELAKITFNAPTVPVNNVDVKCETNG DAIRDALVRQLYNPVQ <u>Q</u> TKSVEYMAAQGV EHLYEVGPGKVLTGLTKRIVDTLTASALNEP SMAAAL
Malonyl-CoA synthesis and other genes related to optimizing flux			

SEQ ID NO	Enzyme	FASTA Header	Protein Sequence - NCBI Database
SEQ ID NO:144	udhA	>gi 90111670 ref NP_418397.2 pyridine nucleotide transhydrogenase, soluble [Escherichia coli str. K-12 substr. MG1655]	MPHSYDYDAIVIGSGPGGEGAAMGLVKQGA RVAVIERYQNVGGGCTHWGTIPSKALRHAV SRIIEFNQNPLYSDHSRLLRSSFADILNHADN VINQQTRMRQGFYERNHCEILQGNARFVDE HTLALDCPDGSVETLTAEKFVIACGSRPYHP TDVDFTHPRIYDSDSILSMHHEPRHVLIIYAG VIGCEYASIFRGMDVKVDLINTRDRLLAFLD QEMSDSLSYHFWNSGVVIRHNEEYKIEGCD DGVIMHLKSGKCLKADCLLYANGRTGNTDS LALQNIGLETDSRQGLKVNSMYQTAQPHVY AVGDVIGYPSLASAAYDQGRIAAQALVKGE ATAHLIEDIPTGIYTIPEISSVGKTEQQLTAMK VPYEVGRAQFKHLARAQIVGMNVGTLKILF HRETKEILGIHCFGERAAEIIHIGQAIMEQKG GGNTIEYFVNTTFNYPTMAEAYRVAALNGL NRLF
SEQ ID NO:145	pntA	>gi 16129561 ref NP_416120.1 pyridine nucleotide transhydrogenase, alpha subunit [Escherichia coli str. K-12 substr. MG1655]	MRIGIPRERLTNETRVAATPKTVEQLLKLGF VAVESGAGQLASFDDKAFVQAGAEIVEGNS VWQSEIILKVNAPLDDEIALLNPGTTLVFSIW PAQNPELMQKLAERNVTVMAMDSVPRISRA QSLDALSSMANIAGYRAIVEAAHEFGFFTG QITAAGKVPPAKVMVIGAGVAGLAAIGAAN SLGAIVRAFDTRPEVKEQVQSMGAEFLELDF KEEAGSGDGYAKVMSDAFIKAEMELFAAQA KEVDIIVTTALIPGKPAPKLITREMVDSMKAG SVIVDLAAQNGGNCEYTVPGEIFTTENGVKV IGYTDLPGRLLPTQSSQLYGTNLVNLLKLLCK EKDGNITVDFDDVVIRGVTVIRAGEITWPAPP IQVSAQPQAAQKAPEVKTEEKCTCSPWRK YALMALAIILFGWMASVAPKEFLGHFTVFAL ACVVGYYVWVNVSHALHTPLMSVTNAISGII VVGALLQIGQGGWVSFLSFIAVLIASINIFGG FTVTQRMLKMFRKN

SEQ ID NO	Enzyme	FASTA Header	Protein Sequence - NCBI Database
SEQ ID NO:146	pntB	>gi 16129560 ref NP_416119.1 pyridine nucleotide transhydrogenase, beta subunit [Escherichia coli str. K-12 substr. MG1655]	MSGGLVTAAYIVAAILFIFSLAGLSKHETSQR GNNFGIAGMAIALIATIFGPDGTGNVGWILLA MVIGGAIGIRLAKKVEMTEMPELVAILHSFV GLAAVLVGFNSYLHHDAGMAPILVNIHLTE VFLGIFIGAVTFTGSVVAFGKLCGKISSKPLM LPNRHKMNLAALVVSFLLLVFVRTDSVGLQ VLALLIMTAIALVFGWHLVASIGGADMPVV VSM LNSYSGWAAAAAGFMLSNDLLIVTGAL VGSSGAILSIMCKAMNRSFISVIAGGFGTG SSTGDDQEVGEHREITAEETAELLKNSHSHV TPGYGMAVAQAQYPVAEITEKLRRARGINVR FGIHPVAGRLPGHMNVLLAEAKVPYDIVLE MDEINDDFADTDTVLVIGANDTVNPAAQDD PKSPIAGMPVLEVWKAQNVIVFKRSMNTGY AGVQNPLFFKENTHMLFGDAKASVDAILKA L
SEQ ID NO:147	ACCcase	>gi 16128178 ref NP_414727.1 acetyl-CoA carboxylase, carboxytransferase, alpha subunit [Escherichia coli str. K-12 substr. MG1655]	MSLNFLDFEQPIAELEAKIDSLTAVSRQDEKL DINIDEEVHRLREKSVELTRKIFADLGAWQIA QLARHPQRPYTLDYVRLAFDEFDELADRA YADDKAIVGGIARLDGRPVMIIHQKGRETK EKIRRNFGMPAPEGYRKALRLMQMAERFKM PIITFIDTPGAYPGVGAEEERGQSEAIARNLRE MSRLGVPVCTVIGEGSGGALAIGVGDKV NMLQYSTYSVISPEGCASILWKSADKAPLAA EAMGIIAPRLKELKLIDSIPEPLGGAHRNPEA MAASLKAQLLADLADLDVLSTEDLKNRRYQ RLMSYGYA
SEQ ID NO:148	ACCcase	>gi 16131143 ref NP_417721.1 acetyl CoA carboxylase, BCCP subunit [Escherichia coli str. K-12 substr. MG1655]	MDIRKIKKLIELVEESGISELEISEGEESVRISR AAPAASFPVMQQAYAAPMMQQPAQSNA PATVPSMEAPAAAEISGHIVRSPMVGTFTYRT PSPDAKAFIEVGQKVNVDGTLCEVAMKMM NQIEADKSGTVKAILVESGQPVFEPLVIE
SEQ ID NO:149	ACCcase	>gi 16131144 ref NP_417722.1 acetyl-CoA carboxylase, biotin carboxylase subunit [Escherichia coli str. K-12 substr. MG1655]	MLDKIVIANRGEIALRILRACKELGIKTVAVH SSADRDLDKLVLLADETVICGPAPSVKSYLNIP AIISAAEITGAVAIHPGYGFLSEANFAEQVE RSGFIFIGPKAETIRLMGDKVSAIAAMKKAG VPCVPGSDGPLGDDMDKNRAIAKRIGYPVII KASGGGGGRGMRVVRGDAELAQSISMTRAE AKAAFSNDMVYMEKYLENPRHVEIQVLAD GQGNAIYLAERDCSMQRRHQKVVEEAPAPG ITPELRRYIGERCAKACVDIGYRGAGTFEFLF ENGEFYFIEMNTRIQQVEHPVTEMITGVDLIKE QLRIAAGQPLSIKQEEVHVRGHAVECRINAE DPNTFLPSPGKITRFHAPGGFGVRWESHIYA GYTVPPYYDSMIGKLICYGENRDVAIARMK NALQELIIDGIKTNVDLQIRIMNDENFQHGGT NIHYLEKKLGLQEK

SEQ ID NO	Enzyme	FASTA Header	Protein Sequence - NCBI Database
SEQ ID NO:150	ACCase	>gi 16130251 ref NP_416819.1 acetyl-CoA carboxylase, beta (carboxyltransferase) subunit [Escherichia coli str. K-12 substr. MG1655]	MSWIERIKSNITPTRKASIPEGVWTKCDSCGQ VLYRAELERNLEVCPKCDHHMRMTARNRL HSLLEDEGSLVELGSELEPKDVLKFRDSKKYK DRLASAQKETGEKDALVVMKGTLYGMPVV AAAFEFAFMGGSMGSGVVGARFVRAVEQALE DNCPLICFSASGGARMQEALMSLMQMAKTS AALAKMQERGLPYISVLTDPMTGGVSASF MLGDLNIAEPKALIGFAGPRVIEQTVREKLPP GFQRSEFLIEKGAIDMIVRRPEMRLKLASILA KLMNLPAPNPEAPREGVVVPPVPDQEPEA
SEQ ID NO:151	PDH	>gi 16128107 ref NP_414656.1 pyruvate dehydrogenase, decarboxylase component E1, thiamin-binding [Escherichia coli str. K-12 substr. MG1655]	MSERFPNDVDPIETRDWLQAIESVIREEGVER AQYLIDQLLAEARKGGVNVAAGTGISNYINT IPVEEQPEYPGNLELERRIRSAIRWNAIMTVL RASKKDLELGGHMASFQSSATIYDVCFNHFF RARNEQDGGDLVYFQGHISPGVYARAFLEG RLTQEQLDNFRQEVHGNGLSSYPHPKLMPEF WQFPTVSMGLGPIGAIYQAKFLKYLEHRGLK DTSKQTVYAFLGDGEMDEPESKGAITIATRE KLDNLVVFVINCNLQRLDGPVTGNGKIINELE GIFEGAGWNVIKVMWGSRWDELLRKDTSG KLIQLMNETVDGDYQTFKSKDGAYVREHFF GKYPETAALVADWTDEQIWALNRGGHDPK KIYAAFKAQETKGKATVILAHTIKGYGMG DAAEGKNIAHQVKKMNMDGVRHIRDRFNV PVSDADIEKLPYITFPEGSEEHTYLHAQRQKL HGYLPSRQPNFTEKLELPSLQDFGALLEEQS KEISTTIAFVRALNVMLKNKSIKDRLVPIIAD EARTFGMEGLFRQIGIYSPNGQQYTPQDREQ VAYYKEDEKGQILQEGINELGAGCSWLAAA TSYSTNNLPMIPFYIYYSMFGFQRIGDLCWA AGDQQARGFLIGGTSGRTTLNGEGLQHEDG HSHIQSLTIPNCISYDPAYAYEVAVIMHDGLE RMYGEKQENVYYYITTLENENYHMPAMPEG AEEGIRKGIYKLETIEGSKGKVQLLGSGLSILR HVREAAEILAKDYGVGSDVYSVTSFTELARD GQDCERWNMLHPLETPRVPIAQVMNDAPA VASTDYMKLFAEQVRTYVPADDYRVLTGD GFGRSDSRENLRHHFEVDASYVVVAALGEL AKRGEIDKKVVADAIKFNIDADKVNPRLA

SEQ ID NO	Enzyme	FASTA Header	Protein Sequence - NCBI Database
SEQ ID NO:152	PDH	>gi 16128108 ref NP_414657.1 pyruvate dehydrogenase, dihydrolipoyltransacetylase component E2 [Escherichia coli str. K-12 substr. MG1655]	MAIEIKVPDIGADEVEITEILVKVGDKVEAEQ SLITVEGDKASMEVPSPQAGIVKEIKVSVGD KTQTGALIMIFDSADGAADAAPAQAEKKKE AAPAAAPAAAAAKDVNVPDIGSDEVEVTEIL VKVGDKVEAEQSLITVEGDKASMEVPAPFA GTVKEIKVNVGDKVSTGSLIMVFEVAGEAG AAPAAAKQEAAPAAAPAPAAGVKEVNVPDI GGDEVEVTEVMVKVGDKVAAEQSLITVEGD KASMEVPAPFAGVVKELKVNVDGKVKVTGSL IMIFEVEGAAPAAAPAKQEAAPAPAAPAAKAE APAAAPAAKAEGKSEFAENDAYVHATPLIR RLAREFGVNLAQVKGTGRKGRILREDVQAY VKEAIKRAEAAPAAATGGGIPGMLPWPVKVDF SKFGEIEEVELGRIQKISGANLSRNWVMIPHV THFDKTDITELEAFRKQQNEEAARKRLDVKI TPVVFIMKAVAAALEQMPRFNSSLSGQRL TLKKYINIGVAVDTPNGLVVPVFKDVNKKGI IELSRELMTISKKARDGKLTAGEMQGGCFTIS SIGGLGTTHFAPIVNAPEVAILGVSKSAMEPV WNGKEFVPRMLPISLSFDHRVIDGADGARF ITIINNTLSDIRRLVM
SEQ ID NO:153	PDH	>gi 16128109 ref NP_414658.1 lipoamide dehydrogenase, E3 component is part of three enzyme complexes [Escherichia coli str. K-12 substr. MG1655]	MSTEIKTQVVVLGAGPAGYSAAFRCADLGL ETVIVERYNTLGGVCLNVGCIPSKALLHVAK VIEEAKALAEHGIVFGPEPKTDIDKIRTWKEK VINQLTGGLAGMAKGRKVKVNVNGLGKFTG ANTLEVEGENGKTVINFDNAIIAAGSRPIQLP FIPHEDPRIWDSTDALELKEVPERLLVMGGGI IGLEMGTVYHALGSQIDVVEMFQVIPAAD KDIVKVFTKRISKKFNLMLETKVTAWEAKED GIYVTMEGKKAPAEQRYDAVLVAIGRVPN GKNLDAGKAGVEVDDRGFIRVDKQLRTNVP HIFAIGDIVGQPMALAHKGVHEGHVAAEVIAG KKHYFDPKVIPSIAYTEPEVAWVGLTEKEAK EKGISYETATFPWAASGRAIASDCADGMTKL IFDKESHVRVIGGAIVGTNGGELLGEIGLAIEM GCDAEDIALTIHAHPTLHESVGLAAEVFEGSI TDLNPNKAKKK
SEQ ID NO:154	coaA	>gi 16131808 ref NP_418405.1 pantothenate kinase [Escherichia coli str. K-12 substr. MG1655]	MSIKEQTLMTPLYLQFDRNQWAALRDSVPMT LSEDEIARLKGINEDLSLEEVAEIYLPRLN FYISSNLRRQAVLEQLGTNGQRIPYIISIAGS VAVGKSTTARVLQALLSRWPEHRRVELITTD GFLHPNQVLKERGLMKKKGFPESYDMHRLV KFVSDLKSGVPNVTPVYSHLIYDVIPDGD TVVQPDILILEGLNVLQSGMDYPHDPHHV SDFVDFSIIYVDAPEDLLQWYINRFLKFREG AFTDPDSYFHNYAKLTKEEAIKTAMTLWKEI NWLNLKQNILPTRERASLILTKSANHAVEEV RLRK

SEQ ID NO	Enzyme	FASTA Header	Protein Sequence - NCBI Database
SEQ ID NO:155	panD	>gi 16128124 ref NP_414673.1 aspartate 1-decarboxylase [Escherichia coli str. K-12 substr. MG1655]	MIRTMLQGKLHRVKVTHADLHYEGSCAIDQ DFLDAAGILENEAIDIWNVNTNGKRFSTYAIA AERGSRIISVNGAAAHCASVGDIVIIASFVTM PDEEARTWRPNVAYFEGDNEMKRTAKAIPV QVA
SEQ ID NO:156	aceA	>gi 16131841 ref NP_418439.1 isocitrate lyase [Escherichia coli str. K-12 substr. MG1655]	MKTRTQQIEELQKEWTQPRWEGITRPYSAED VVKLRGSVNPECTLAQLGAAKMWRLLHGE SKKGYINSLGALTGGQALQQAKAGIEAVYLS GWQVAADANLAASMYPDQSLYPANSVPAV VERINNTFRRADQIQWSAGIEPGDPRYVDYF LPIVADAEAGFGGVLNAFELMKAMIEAGAA AVHFEDQLASVKKCGHMGGKVLVPTQEAIQ KLVAARLAADVTGVPTLLVARTDADAADLI TSDCDPYDSEFITGERTSEGFFRTHAGIEQAIS RGLAYAPYADLVWCETSTPDLELARRFAQAI HAKYPGKLLAYNCSPSFNWQKNLDDKTIAS FQQQLSDMGYKFQFITLAGIHSMWFMFDL ANAYAQQGEGMKHYVEKVQQPEFAAAKDG YTFVSHQQEVGTGYFDKVTIIQGGTSSVTAL TGSTEE SQF
SEQ ID NO:157	aceB	>gi 16131840 ref NP_418438.1 malate synthase A [Escherichia coli str. K-12 substr. MG1655]	MTEQATTTDELAFTRPYGEQE KQILTAEAVE FLTELVTHTFPQRNKLLAARIQQQQDIDNGT LPDFISETASIRDADWKIRGIPADLED RRV EIT GPVERKMVINALNANVKVFMADFEDSLAPD WNKVIDGQINLRDAVNGTISYTNEAGKIYQL KPNPAVLICRVRGLHLPEKHVTWRGEAIPGS LFD FALYFFHNYQALLAKGSGPYFYLPKTQS WQEAAWWSEVFSYAEDRFNLPRGTIKATLLI ETLPAVFQMDEILHALRDHIVGLNCGRWDI FSYIKTLKNYPDRVLPDRQAVTMDKPFLNA YSRLLIK TCHKRGAFAMGGMAAFIPSKDEEH NNQVLNKVKADKSLEANNNGHDGTWIAHPG LADTAMAVFNDILGSRKNQLEVMREQDAPI TADQLLAPCDGERTEEGMRANIRVAVQYIE AWISGNGCVPIYGLMEDAATAEISRTSIWQW IHHQKTL SNGKPVTKALFRQMLGEEMKVIAS ELGEERFSQGRFDDAARLMEQITTSDELIDFL TLPGYRLLA

SEQ ID NO	Enzyme	FASTA Header	Protein Sequence - NCBI Database
SEQ ID NO:158	aceK	>gi 16131842 ref NP_418440.1 isocitrate dehydrogenase kinase/phosphatase [Escherichia coli str. K-12 substr. MG1655]	MPRGLELLIAQTILQGFDAAQYGRFLEVTSGA QQRFEQADWHAVQQAMKNRIHLYDHHVGL VVEQLRCITNGQSTDAFLLRVKEHYTRLLP DYPRFEIAESFFNSVYCRLFDHRS�TPERLFIF SSQPERRFRTIPRPLAKDFHPDHGWESLLMR VISDLPLRLRWQNKSRDIHYIIRHLTETLGTD NLAESHLQVANELFYRNKAAWLVGKLITPS GTLFPLLPIHQTDGELFIDTCLTTTAEASIVF GFARSYFMVYAPLPAALVEWLREILPGKTTA ELYMAIGCQKHAKTESYREYLVYLQGCNEQ FIEAPGIRGMVMLVFTLPGFDRVFKVIKDRF APQKEMSAAHVRACYQLVKEHDRVGRMAD TQEFENFVLEKRHISPALMELLQEAEEKITD LGEQIVIRHLYIERRMVPLNIWLEQVEGQQL RDAIEEYGNARQLAAANIFPGDMLFKNFGV TRHGRVVFYDYDEICYMTEVNFRDIPPPRY EDELASEPWYSVSPGDVFPEEFRHWLCADPR IGPLFEEMHADLFRADYWRALQNRIREGHV EDVYAYRRRQRFSVRYGEMLF
SEQ ID NO:159	GAPDH	>gi 16129733 ref NP_416293.1 glyceraldehyde-3-phosphate dehydrogenase A [Escherichia coli str. K-12 substr. MG1655]	MTIKVGINFGFRIGRIVFRAAQKRSIEIVAIN DLLDADYMAFMLKYDSTHGRFDGTVEVKD GHLIVNGKKIRVTAERDPANLKWDEVGVDV VAEATGLFLTDETARKHITAGAKKVVMGTGP SKDNTPMFVKGANFDKYAGQDIVSNASCTT NCLAPLAKVINDNFGIIEGLMTTVHATTATQ KTVDGPSHKDWRGGRGASQNIIPSSTGA AVGKVLPELNGKLTGMAFRVPTPNVSVVDL TVRLEKAATYEQIKAAVKAAAEGEMKGVL GYTEDDVVSTDFNGEVCTSVFDAKAGIALN DNFVKLVSWYDNETGYSNKVLDLIAHISK
SEQ ID NO:160	pyk	>gi 16129807 ref NP_416368.1 pyruvate kinase II [Escherichia coli str. K-12 substr. MG1655]	MSRRLRRTKIVTTLGPATDRDNNLEKVIAAG ANVVRMNFSGSPEDHKMRADKVREIAAKL GRHVAILGDLQGPKIRVSTFKEGKVFLNIGD KFLLDANLGKGEKDKEKVGIDYKGLPADVV PGDILLDDGRVQLKVLEVQGMKVFTVTV GGPLSNNKGINKLGGGLSAEALTEKDKADIK TAALIGVDYLAVSFPRCGEDLNYARRLARD AGCDKIVAKVERAEAVCSQDAMDDIILAS DVVMVARGDLGVEIGDPELVGIQKALIRRAR QLNRAVITATQMMESMITNPMPTRAEVM DV ANAVLDGTDVAVMLSAETAAGQYPSETVAA MARVCLGAEKIPSINVSKHRLDVQFDNVEEA IAMSAMYAANHLKGVTAITMTESGRTALM TSRISSGLPIFAMSRHERTLNLTALYRGVTPV HFDSANDGVAAASEAVNLLRDKGYLMSGD LVIVTQGDVMSVTVGSTNTTTRILTVE

SEQ ID NO	Enzyme	FASTA Header	Protein Sequence - NCBI Database
SEQ ID NO:161	pyk	>gi 16129632 ref NP_416191.1 pyruvate kinase I [Escherichia coli str. K-12 substr. MG1655]	MKKTIVCTIGPKTESEEMLAKMLDAGMNV MRLNFSHG DYAEHGQRIQNLRNVMSKTGKT AAILLDTKGPEIRTMKLEGGNDVSLKAGQTF TFTTDKSVIGNSEMVAVTYEGFTTDL SVGNT VLVDDGLIGMEVTAIEGNKVICKVLNNGDL GENKGVNLPGV SIALPALAEKDKQDLIFGCE QGVD FVAASFIRKRS DVIEIREHLKAHGGENI HIISKIENQEGLNNFDEILEASDGIMVARGDL GVEIPVEEVIFAQKMMIEKCIRARKVVITATQ MLDSMIKNPRPTRAEAGDVANAILDGTDAV MLSGESAKGKYPLEAVSIMATICERTDRVM NSRLEFNNDNRKLRITEAVCRGAVETA EKLD APLIVVATQGGKSARAVRKYFPDATILALT NEKTAHQLVLSKGVVPQLVKEITSTDDFYRL GKELALQSGLAHKGDVVVMVSGALVPSGTT NTASVHVL
SEQ ID NO:162	gltA	>gi 16128695 ref NP_415248.1 citrate synthase [Escherichia coli str. K-12 substr. MG1655]	MADTKAKLTLNGDTAVELDV LKGT LGQDVI DIRTLGSKGVFTFDPGFTSTASCESKITFIDGD EGILLHRGFIDQLATDSNYLEV CYILLNGEK PTQE QYDEFKTTVTRHTMIHEQITRLFHAFR RDSHPMAVMCGITGALAAFYHDSL DVNNPR HREIAAFRLLSKMPTMAAMCYKYSIGQPFV YPRNDLSYAGNFLNMMFSTPCEPYEVNPILE RAMDRILILHADHEQNASTSTVRTAGSSGAN PFACIAAGIASLWGPAHGGANEAA LKMLEEI SSVKHIPEFVRRAKDKNDSFRLMGFGHRVY KNYDPRATVMRETCHEVLKELG TKDDLLEV AMELENIALNDPYFIEKKLYPNVDFYSGIILK AMGIPSSMFTVIFAMARTVGWIAHWSEMHS DGMKIARPRQLYTGYEKRDFKSDIKR

SEQ ID NO	Enzyme	FASTA Header	Protein Sequence - NCBI Database
SEQ ID NO:163	bicA	>gi 109820126 gb ABG46427.1 BicA [Synechococcus sp. PCC 7002]	MQITNKHFRNIRGDIFGGLTAAVIALPMALA FGVASGAGAEAGLWGAVLVGFFAALFGGTP TLISEPTGPMTVVMTAVIAHFTASAATPEEGL AIAFTVVMAGVFQIIFGSLKLGKYVTMMP YTVISGFMSGIGIILVILQLAPFLGQASPGGGV IGTLQNLPTLLSNIQPGETALALGTVAIWFM PEKFKKVIPPQLVALVLGTVIAFFVFPPEVSD LRRIGEIRAGFPPELVRPSFSPVEFQRMILDAA VLGMLGCIDALLTSVVADSLRTEHNSNKEL IGQGLGNLFSGLFGGIAGAGATMGTVVNIQS GGRTALSGLVRAFVLLVILGAASLTATIPLA VLGIAFKVGVDDIIDWSFLKRAHEISPKGALI MYGVILLTVLVDLIVAVGVGVFVANVLTIER MSNLQSEKVQTVSDADDNIRLTTEKRWLD EGQGRVLLFQLSGPMIFGVAKAIAREHNAM GDCDALVFDIGEVPHMGVTASLALENAIEEA LDKERQVYIVGAAGQTRRRLEKLKLFKRVPP DKCLMSREEALKNAVLGIYPHLADGVTAPSS EMG

SEQ ID NO	Enzyme	FASTA Header	Protein Sequence - NCBI Database
SEQ ID NO:164	GOGAT	>gi 308209621 ref NP_417679.2 glutamate synthase, large subunit [Escherichia coli str. K-12 substr. MG1655]	<p> MLYDKSLERDNCGFGLIAHIEGEP SHKVVRTAIHALA RMQHRGAILADGKTGDGCGLLQKPD RFFRIVAQER GWRLAKNYAVGMLFLNKDPELAAAARRIVEEELQRE TLSIVGWRDVPTNEGVLGEIALSSLPRIEQIFVNPAG WRPRDMERRLFIARRRIEKRLEADKDFYVCSLSNLVNI YKGLCMPTDLPRFYLDLADLRLESAICLFHQRFSTNTV PRWPLAQPFYRLAHNGEINTITGNRQWARARTYKFQT PLIPDLHDAAPFVNETGSDSSSMDNMLELLLAGGMDII RAMRLLVPPAWQNNPDMPELRAFFDFNSMHMEPW DGPAGIVMSDGRFAACNLDRNGLRPARYVITKDKLIT CASEVGIWDYQPDEVVEKGRVGP GELMVIDTRSGRIL HSAETDDDLKSRHPYKEWMEKNVRR LVPFEDLPDEE VGSRELDDDTLASYQKQFNYSAEELDSVIRVLGENGQ EAVGSMGDDTPFAVLSSQPRIIYDYFRQQFAQVTNPPI DPLREAHVMSLATSIGREMNVFCEAEGQAHRLSGFSPI LLYSDFKQLTTMKEEHYRADTLDITFDVTKTTLEATV KELCDKAEKMVRSGTVLLVLSDRNIAKDRLPVPAPM AVGAIQTRLVDQSLRCDANIIVETASARDPHHFVALL GFGATAIYPYLAYETLGR LVDTHAIAKDYRTVMLNY RNGINKGLYKIMSKMGISTIASYRCSKLFEAVGLHDD VVGLCFQGAVSRIGGASFEDFQQDLLNLSKRAWLAR KPISQGGLLKYVHGGEYHAYNPDVVRTLQQAVQSGE YSDYQEYAKLVNERPATTLRDLLAITPGENAVNIADV EPASELFKRFDTAAMSIGALSPEAHEALAEAMNSIGG NSNSGEGGEDPARYGTNKVSRIKQVASGRFGVTPAYL VNADVVIQKVAQGA KPGEQQLP GDKVTPYIAKL RYS VPGVTLISPPPHDIYSIEDLAQLIFDLKQVNPKAMISV KLVSEPGVGTIATGVAKAYADLIT IAGYDGGTGASPLS SVKYAGCPWELGLVETQQALV ANGLRHKIRLQVDGG LKTGVDIKAAAILGAESFGFGTGPMVALGCKYLRICHL NNCATGVATQDDKLRKNHYHGLPFKVTNYFEFIARE TRELMAQLGVTRLVDLIGRTDLLKELDGFTAKQQKL ALSKLLTAEPHPGKALYCTENNPFDNGLLNAQLLQ QAKPFVDERQSKTFWFDIRNTDRSVGASLSGYIAQTH GDQGLAADPIKAYFNGTAGQSFGVWNAGGVELYLTG DANDYVGKGMAGGLIAIRPPVGS AFRSHEASIIGNTCL YGATGGRLYAAGRAGERFGVRNSGAITVVEGIGDNG CEYMTGGIVCILGKTGVNFGAGMTGGFAYVLDES GD FRKRVNPELVEVLSVDALAIHEEHLRGLITEHVQHTGS QRGEEILANWSTFATKFALVKPKSSDVKALLGHR SRS AAELRVQAQ </p>

SEQ ID NO	Enzyme	FASTA Header	Protein Sequence - NCBI Database
SEQ ID NO:165	GOGAT	>gi 16131103 ref NP_417680.1 glutamate synthase, 4Fe-4S protein, small subunit [Escherichia coli str. K-12 substr. MG1655]	MSQNVYQFIDLQRVDPPKKPLKIRKIEFVEIY EPFSEGQAKAQADRCLSCGNPYCEWKCPVH NYIPNWLKLANEGRIFEAAELSHQTNTLPEV CGRVCPQDRLCEGSCTLNDEFGAVTIGNIER YINDKAFEMGWRPDMMSGVKQTGKKVAIIGA GPAGLACADVLTRNGVKAVVFDHRHEIGGL LTFGIPAFKLEKEVMTRRREIFTGMGIEFKLN TEVGRDVQLDDLLSDYDAVFLGVGTYQSMR GGLENEDADGVYAALPFLIANTKQLMGFGE TRDEPFVSMEGKRVVVLGGGDTAMDCVRTS VRQGAKHVTCAYRRDEENMPGSRREVKNA REEGVFEKFNVQPLGIEVNGNGKVSQVKMV RTEMGEPDAKGRRRAEIVAGSEHIVPADAVI MAFGFRPHNMEWLAKHSVELDSQGRIIAPE GSDNAFQTSNPKIFAGGDIVRGSDLVVTIAIE GRKAADGIMNWLEV
SEQ ID NO:166	gdh	>gi 16129715 ref NP_416275.1 glutamate dehydrogenase, NADP-specific [Escherichia coli str. K-12 substr. MG1655]	MDQTYSLSEFLNHVQKRDPNQTEFAQAVRE VMTTLWPFLEQNPKYRQMSLLERLVEPERVI QFRVWVDDRNIQVNRWRVQFSSAIGPY KGGMRFHPSVNLSILKFLGFEEQTFKNALTTL PMGGGKGGSDFDPKGKSEGEVMRFCQALM TELYRHLGADTDVPAGDIGVGGREVGFMAG MMKKLSNNTACVFTGKGLSFGGSLIRPEATG YGLVYFTEAMLKRRHGMGFEGMRVSVSGSG NVAQYAIEKAMEFGARVITASDSSGTVDDES GFTKEKLARLIEIKASRDGRVADYAKEFGLV YLEGQQPWSLPVDIALPCATQNELDVDAAH QLIANGVKAVAEGANMPTTIEATELFQQAG VLFAPGKAANAGGVATSGLEMAQNAARLG WKAEKVDARLHHIMLDIHHACVEHGGE QTNVYVQGANIAGFVKVADAMLAQGV
SEQ ID NO:167	can	>gi 16128119 ref NP_414668.1 carbonic anhydrase [Escherichia coli str. K-12 substr. MG1655]	MKDIDTLISNNALWSKMLVEEDPGFFEKLAQ AQKPRFLWIGCSDSRVPAERLTGLEPGELFV HRNVANLVIHTDLNCLSVVQYAVDVLEVEH IICGHYGC GGVA AVENPELGLINNWLLHIR DIWFKHSSLLGEMPQERRLDLCELNVMEQ VYNLGHSTIMQSAWKRGQKVTIHGWAYGIH DGLLRDLDTATNRETLEQRYRHGISNLKLK HANHK
SEQ ID NO:168	cynT	>gi 16128324 ref NP_414873.1 carbonic anhydrase [Escherichia coli str. K-12 substr. MG1655]	MKEIIDGFLKFQREAFPKREALFKQLATQQSP RTLFISCSDSLVPPELVLTQREPGDLFVIRNAG NIVPSYGPPEGGVSASVEYAVAALRVSDIVIC GHSNCGAMTAIASQCQCMDHMPAVSHWLRV ADSARVVNEARPHSDLPSKAAAMVRENVIA QLANLQTHPSVRLALEEGRIALHGWVYDIES GSIAAFDGATRQFVPLAANPRVCAIPLRQPT AA

SEQ ID NO	Enzyme	FASTA Header	Protein Sequence - NCBI Database
SEQ ID NO:169	cynS	>gi 16128325 ref NP_414874.1 cyanate aminohydrolase [Escherichia coli str. K-12 substr. MG1655]	MIQSQINRNIRLDLADAILLSKAKKDLSFAEI ADGTGLAEAFVTAALLGQQALPADAARLVG AKLDLDEDSILLQMIPLRGCIDDRIPDPTM YRFYEMLQVYGTTLKALVHEKFGDGIISAIN FKLDVKKVADPEGGERAVITLDGKYLPTKPF
SEQ ID NO:170	yibD	>gi 16131486 ref NP_418072.1 putative glycosyl transferase [Escherichia coli str. K-12 substr. MG1655]	MMNSTNKL SVIPLYNAGDDFRTCMESLITQ TWTALEIIIINDGSTDNSVEIAKYAENYPHV RLLHQANAGASVARNRGIEVATGKYVAFVD ADDEVYPTMYETLMTMALEDDLVAQCNA DWC FRETGETWQSIPTDRLRSTGVLTGPDW LRMGLSSRRWTHV VWMGVYRRDVIVKNNI KFIAGLHHQDIVWTTTFMFNALRARYTEQSL YKY YLHNTSVSRLHRQGNKNLNYQRHYIKI TRLLEKLN RNYADKIM IYPEFHQQITYEALR VCHAVRKEPDILTRQRMIAEIFTSGMYKRLIT NVR SVKVG YQALLWSFRLWQWRDKTRSHH RITRSAFNLR
SEQ ID NO:171	pstS	>gi 16131597 ref NP_418185.1 L-glutamine:D-fructose-6-phosphate aminotransferase [Escherichia coli str. K-12 substr. MG1655]	MCGIVGAIAQRDVAEILLEG LRRLEYRGYDS AGLAVVDAEGH MTRLRLRGKVQMLAQAAE EHPLHGGTGIAHTRWATHGEPSEVNAHPHV SEHIVVVHNGI IENHEPLREELKARGYTFVSE TDTEVIAHLVNWELKQGGTLREAVLRAIPQL RGAYGT VIMDSRHPDTLLAARSGSPLVIGLG MGENFIASDQLALLPVTRRFIFLEEGDIAEITR RSVNIFDKTGA EVKRQDIESNLQYDAGDKGI YRHYMQKEIYE QPNAIKNTLTGRISHGQVDL SELGPNADELLSKVEHIQILACGTSYNSGMV SRYWFESLAGIPCDVEIASEFRYRKS AVRRNS LMITLSQSGETADTLA GLRLSKELGYLGSLAI CNVPGSSLVRES DLALMTNAGTEIGVASTKA FTTQLTVLLMLVAKLSRLKGLDASIEHDIVH GLQALPSRIEQMLSQDKRIEALAE DFDKHH ALFLGRGDQYPIALEGALKLKEISYIHAEAY AAGELKHGPLALIDADMPVIVVAPNNELLEK LKSNIIEVRARGGQLYVFADQDAGFVSSDN MHIIEMPHVEEVI APIFYTVPLQLLAYHVALI KGTDVDQPRNLAKSVTVE

SEQ ID NO	Enzyme	FASTA Header	Protein Sequence - NCBI Database
SEQ ID NO:172	PDH	lipoamide dehydrogenase, NADH-inhibition resistant	MSTEIKTQVVVLGAGPAGYSAAFRCADLGL ETVIVERYNTLGGVCLNVGCIPSKALLHVAK VIEEAKALAEHGIVFGEPKTDIDKIRTWKEK VINQLTGGLAGMAKGRKVKVVNGLGKFTG ANTLEVEGENGKTVINFDNAIIAAGSRPIQLP FIPHEDPRIWDSTDALELKEVPERLLVMGGGI IGLEMGTVYHALGSQIDVVEMFDQVIPAAD KDIVKVFTKRISKKFNLMLETKVTAVEAKED GIYVTMEGKKAPAEPPQRYDAVLVAIGRVPN GKNLDAGKAGVEVDDRGFIRVDKQLRTNVP HIFAIGDIVGQPMLAHKGVHEGHVAAEVIAG KKHYFDPKVIPSIAYTEPEVAWVGLTEKEAK EKGISYETATFPWAASGRAIASDCADGMTKL IFDKESHRVIGGAIVGTNGGELLGEIGLAIEM GCDAEDIALTIHAHPTLHESVGLAAEVFEGSI TDLNPNKAKKK
SEQ ID NO:173	coaA	pantothenate kinase, feedback-resistant	MSIEQTLMTPLYLQFDRNQWAALRDSVPMT LSEDEIARLKGINEDLSLEEVAEIYLPRLN FYISSNLRRQAVLEQFLGTNGQRIPYIISIAGS VAVGKSTTAAVLQALLSRWPEHRRVELITTD GFLHPNQVLKERGLMKKKGFPESYDMHRLV KFVSDLKSGVPNVTPVYSHLIYDVIPDGDK TVVQPDILILEGLNVLQSGMDYPHDPHHVFV SDFVDFSIIYVDAPEDLLQTWYINRFLKFREG AFTDPDSYFHNYAKLTKEEAIKTAMTLWKEI NWLNLKQNILPTRERASLILTKSANHAVEEV RLRK
Sugar transport and utilization			
SEQ ID NO:174	cscA	>gi 608708 emb CAA57219.1 sucrose hydrolase [Escherichia coli]	MTQSRLHAAQNALAKLHERRGNTFYPHFHL APPAGWMNDPNGLIWFNDRYHAFYQHHPM SEHWGPMHWHGATSDDMIHWQHEPIALAP GDENDKDGCFSGSAVDDNGVLSLIYTGHW LDGAGNDDAIREVQCLATSRDGIHFEKQGV LTPPEGIMHFRDPKVWREADTWWMVVGAK DPGNTGQILLYRGSSLREWTFDRVLAHADA GESYMWECPDFFSLGDQHYLMFSPQGMNAE GYSYRNRFQSGVIPGMWSPGRLFAQSGHFTE LDNGHDFYAPQSFAKDGRRIVIGWMDMW ESPMPSKREGWAGCMTLARELSESNGKLLQ RPVHEAESLRQQHQSIPTISNKYVLQENA QAVEIQLQWALKNSDAEHYGLQLGAGMRL YIDNQSERLVLWRYYPHENLDGYRSIPLPQG DMLALRIFIDTSSVEVFINDGEAVMSSRIYPQ PEERELSLYASHGVAVLQHGALWQLG

SEQ ID NO	Enzyme	FASTA Header	Protein Sequence - NCBI Database
SEQ ID NO:175	cscB	>gi 608706 emb CAA57217.1 sucrose permease [Escherichia coli]	MALNIPFRNAYYRFASSYSFLFFISWSLWWS LYAIWLKGHLGLTGTGLTLYSVNQFTSILF MMFYGIVQDKLGLKKPLIWCMSEFILVLTGPF MIYVYEPLLQSNFSVGLILGALFFGLGYLAG CGLLDSFTEKMARNFHFHEYGTARAWGSFGY AIGAFFAGIFFSISPHINFWLVSLFGAVFMMIN MRFKDKDHQCIAADAGGVKKEDFIKDFKDR NFWVVFIVGTWSFYNIQQLFPVFYAGLF ESHVDVGTRLYGYLNSFQVVLEALCMAIIPFF VNRVGPKNALLIGVVIMALRILSCALFVNPW IISLVKLLHAIEVPLCVISVFKYSVANFDKRLS STIFLIGFQIASSLGIVLLSTPTGILFDHAGYQT VFFAISGIVCLMLLFGIFFLSKKREQIVMETPV PSAI
SEQ ID NO:176	cscK	>gi 20451632 emb CAA57218.2 D-fructokinase [Escherichia coli]	MSAKVWVLGDAVVDLLPESDGRLLPCPGGA PANVAVGIARLGGTSGFIGRVGDDPFGALM QRTLLTEGVDITYLKQDEWHRTSTVLVDLN DQGERSFTFMVRPSADLFLETTDLPCWRHGE WLHLCSIALSAEPSRTSAFTAMTAIRHAGGF VSFDPNIREDLWQDEHLLRLCLRQALQLAD VVKLSEEEWRLISGKTQNDRDICALAKEYEI AMLLVTKGAEGVVVCYRGQVHHFAGMSVN CVDSTGAGDAFVAGLLTGLSSTGLSTDERE MRRIDLAQRCGALAVTAKGAMTALPCRQE LESEK
SEQ ID NO:177	galP	>gi 16130844 ref NP_417418.1 D-galactose transporter [Escherichia coli str. K-12 substr. MG1655]	MPDAKKQGRSNKAMTFFVCFLAALAGLLFG LDIGVIAGALPFIADFEQITSHTQEWVSSMM FGAAVGAVGSGWLSFKLGRKKSMLMIGAILF VAGSLFSAAAPNVEVLILSRVLLGLAVGVAS YTAPLYLSEIAPEKIRGSMISMYQLMITIGILG AYLSDTAFSYTGAWRWMLGVIIIPAILLLIGV FFLPDSPRWFAAKRRFVDAERVLLRLRDTSA EAKRELDEIRESLQVKQSGWALFKENSFRR AVFLGVLLQVMQQFTGMNVIMYYAPKIFEL AGYTNTEQMWGTIVVGLTNVLATFIAIGLV DRWGRKPTLTGLFLVMAAGMGVLGTMMHI GIHSPSAQYFAIAMLLMFIVGFAMSAGPLIW VLCSEIQPLKGRDFGITCSTATNWIANMIVGA TFLTMLNTLGNANTFWVYAALNVLFILLTL WLVPETKHVSLEHIERNLMKGRKLREIGAH D

SEQ ID NO	Enzyme	FASTA Header	Protein Sequence - NCBI Database
SEQ ID NO:178	galK	>gi 16128725 ref NP_415278.1 galactokinase [Escherichia coli str. K-12 substr. MG1655]	MSLKEKTQSLFANAFGYPATHTIQAPGRVNL IGEHTDYNDGFVLPACIDYQTVISCAPRDDR KVRVMAADYENQLDEFSLDAPIVAHENYQ WANYVRGVVKHLQLRNNSFGGVDMMVISGN VPQGAGLSSSASLEVAVGTVLQQLYHLPLD GAQIALNGQEAENQFVGCNCGIMDQLISALG KKDHALLIDCRSLGTKAVSMPKGVAVVIINS NFKRTL VGSEYNTRREQCETGARFFQQPALR DVTIEEFNAVAHELDPIVAKRVRHILTENART VEAASALEQGDLKRMGELMAESHASMRDD FEITVPQIDTLVEIVKAVIGDKGGVVRMTGGG FGGCIVALIPEELVPAVQQAVAEQYEAKTGI KETFYVCKPSQGAGQC
SEQ ID NO:179	cscB	sucrose permease mutant with increased activity	MALNIPFRNAYYRFASSYSFLFFISWSLWWS LYAIWLKGHLGLTGTELGTLYSVNQFTSILF MMFYGIVQDKLGLKKPLIWCMSFILVLTGPF MIYVYEPLLQSNFSVGLILGALFFGLGYLAG CGLLDSFTEKMARNFHFEGTARAWGSFGY AIGAFFAGIFFSISPHINFWLVSLFGAVFMMIN MRFKDKDHQCIAADAGGVKKEDFIAVFKDR NFWVFVIFIVGTWSFYDIFDQQLFPVFYAGLF ESHVGVTRLYGYLNSFQVVLEALCMAIIPFF VNRVGPKNALLIGVVIMALRILSCALFVNPW VISLVKLLHAIEVPLCVISVFKYSVANFDKRL SSTIFLIGFQIASSLGIVLLSTPTGILFDHAGYQ TVFFAISGIVCLMLLFGIFFLSKKREQIVMETP VPSAI

SEQ ID NO	Enzyme	FASTA Header	Protein Sequence - NCBI Database
Host modifications for fatty acid production			
SEQ ID NO:180	fadE	>gi 90111100 ref NP_414756.2 acyl coenzyme A dehydrogenase [Escherichia coli str. K-12 substr. MG1655]	MMILSILATVVLLGALFYHRVSLFISSLILLA WTAALGVAGLWSAWVLVPLAILVPFNFAP MRKSMISAPVFRGFRKVMPPMSRTEKEAIDA GTTWWEGDLFQGKPDWKKLHNYQPRLTA EEQAFLDGPVEEACRMANDFQITHELADLPP ELWAYLKEHRFFAMIIKKEYGGLEFSAYAQS RVLQKLSGVSGILAITVGVPSNLGPGELLQH YGTDEQKDHYLPRLARGQEIPCFALTSPEAG SDAGAIPDTGIVCMGEWQGGQVLMRLTW NKRYITLAPIATVLGLAFKLSDPEKLLGGAE DLGITCALIPTTTTPGVEIGRRHFPLNVFPQNGP TRGKDVFPIDYIIGGPKMAGQGWRMLVEC LSVGRGITLPSNSTGGVKSVALATGAYAHIR RQFKISIGKMEGIEEPLARIAGNAYVMDAAA SLITYGIMLGEKPAVLSAIVKYHCTHRGQQSI IDAMDITGGKGIMLGQSNFLARAYQGAPIAI TVEGANILTRSMIFGQGAIRCHPYVLEEME AAKNNDVNADFLLFKHIGHVGSNKVRSFW LGLTRGLTSSTPTGDATKRYQHLNRLSANL ALLSDVSM AVLGGSLKRRERISARLGDILSQ LYLASAVLKRYDDEGRNEADLPLVHWGVQ DALYQAEQAMDDLQNFPNRVVAGLLNVVI FPTGRHYLAPSDKLDHKVAKILQVPNATRSR IGRGQYLTPSEHNPVGLLEEALVDVIAADPIH QRICKELGKNLPFTRLDELAHNALVKGLIDK DEAAILVKAESRLRSINVDDFDPEELATKPV KLPEKVRKVEAA
SEQ ID NO:181	fadD	>gi 16129759 ref NP_416319.1 acyl-CoA synthetase (long-chain-fatty-acid--CoA ligase) [Escherichia coli str. K-12 substr. MG1655]	MKKVWLNRYPADVPTEINPDRYQSLVDMFE QSVARYADQPAFVNMGEVMTFRKLEERSRA FAAYLQQGLGLKKGDRVALMMPNLLQYPV ALFGILRAGMIVNVNPLYTPRELEHQLNDS GASAIVIVSNFAHTLEKVVDKTAVQHVILTR MGDQLSTAKGTVVNFVVKYIKRLVPKYHLP DAISFRSALHNGYRMQYVKPELVPEDLAFLQ YTGGTTGVAKGAMLTHRNMLANLEQVNAT YGPLLHPGKELVVTALPLYHIFALTINCLLFIE LGGQNLLITNPRDIPGLVKELAKYPFTAITGV NTLFNALLNNKEFQQLDFSSLHLSAGGGMP VQQVVAERWVKLTGQYLLEGYGLTECAPL VSVNPYDIDYHSGSIGLPVPSTEAKLVDDDD NEVPPGQPGELCVKGPQVMLGYWQRPDAT DEIKNLWLTGDIAMDEEGFLRIVDRKKD MILVSGFNVYPNEIEDVVMQHPGVQEVA GVPSGSSGEAVKIFVVKKDPSLTEESLVTFCR RQLTGYKVPKLVEFRDELPSNVGKILRREL RDEARGKVDNKA

SEQ ID NO	Enzyme	FASTA Header	Protein Sequence - NCBI Database
SEQ ID NO:182	fadA	>gi 49176430 ref YP_026272.1 3-ketoacyl-CoA thiolase (thiolase I) [Escherichia coli str. K-12 substr. MG1655]	MEQVVIVDAIRTPMGRSKGGAFRNVRAEDL SAHLMRSLLARNPALEAAALDDIYWGCVQQ TLEQGFNIARNAALLAEVPHSVPAVTVNRLC GSSMQALHDAARMIMTGDAQACLVGGVEH MGHVPMSHGVD FHPGLSRNVAKAAGMMG LTAEM LARMHGISREM QDAFAARSHARAW AATQSA AFKNEI IPTGGHDADGVLKQFN YDE VIRPETTVEALATLRPAFD PVNGMVTAGTSS ALSDGAAAMLVMSESRAHELGLKPRARVRS MAVVGCDPSIMGYGPVPASKLALKKAGLSA SDIGVFEMNEAFAAQILPCIKDLGLIEQIDEKI NLNGGAIALGHPLGCSGARISTTLLNLMERK DVQFGLATMCIGLGQGIATVFERV
SEQ ID NO:183	fadB	>gi 16131692 ref NP_418288.1 fused 3-hydroxybutyryl-CoA epimerase/delta(3)-cis-delta(2)-trans-enoyl-CoA isomerase/enoyl-CoA hydratase/3-hydroxyacyl-CoA dehydrogenase [Escherichia coli str. K-12 substr. MG1655]	MLYKGD TLYLDWLEDGIAELVFDAPGSVNK LDTATVASLGEAIGVLEQQSDLKGLLLRSNK AAFI VGADITEFLSLFLVPEEQLSQWLHFANS VFNRL EDLPVPTIAAVNGYALGGGCECVLAT DYRLATPDLRIGLPETKLGIMPFGGGSVRMP RMLGADSALEIIAAGKDV GADQALKIGLVD GVVKA EKLVEGAKAVLRQAIN GDL DWKAK RQPKLEPLKLSKIEATMSFTIAKGMVAQTAG KHYPAPITAVKTIEAAARFGREEALNLENKS FVPLAHTNEARALVGIFLNDQYVKGKAKKL TKDVETPKQAAVLGAGIMGGGIAYQSAWK GVPVVMKDINDKSLTGMTEAAKLLNKQLE RGKIDGLKLAGVISTIHPTLDYAGFDRVDIVV EAVVENPKVKKAVLAETE QKVRQDTV LASN TSTIPISELANALERPENFCGMHFFNPVHRMP LVEIIRGEKSSDETI AKVVAWASKMGKTPIV VNDCPGFFVNRVLFPPYFAGFSQLLRDGADFR KIDKVM EKQFGWPMGPAYLLDVVGIDTAH HAQAVMAAGFPQRMQKDYRDAIDALFDAN RFGQKNGLGFWRYKEDSKGKPKKEEDAAV EDLLAEVSQPKRDFSEEEI IARMMIPMVNEV VRCLEEGH IATPAEADMALVYGLGFPPFHGG AFRWLDTLGS AKYLDMAQQYQHLGPLYEV PEGLRNKARHNEPYPPVEPARPVGDLKTA

SEQ ID NO	Enzyme	FASTA Header	Protein Sequence - NCBI Database
SEQ ID NO:184	fadI	>gi 16130275 ref NP_416844.1 beta-ketoacyl-CoA thiolase, anaerobic, subunit [Escherichia coli str. K-12 substr. MG1655]	MGQVLPLVTRQGDRIAIVSGLRTPFARQATA FHGIPAVDLGKMVVGELLARSEIPAIEVIEQL VFGQVVQMPEAPNIAREIVLGTGMNVHTDA YSVSRACATSFQAVANVAESLMAGTIRAGIA GGADSSSVLPIGVSKKLARVLVDVNKARTM SQRLKLFSRLRLRLDLMPVPPAVAEYSTGLRM GDTAEQMAKTYGITREQQDALAHRSHQRAA QAWS DGKLKEEVMTAFIPPYKQPLVEDNNIR GNSSLADYAKLRPAFDRKHGTVTAANSTPL TDGAAAVILMTESRAKELGLVPLGYLRSYAF TAIDVWQDMLLGPWSTPLALERAGLTMSD LTLIDMHEAFAAQTLANIQLLGSERFAREAL GRAHATGEVDDSKFNVLGGSIA YGHPFAAT GARMITQTLHELRRRG GFGFLVTACAAGGL GAAMVLEAE
SEQ ID NO:185	fadJ	>gi 16130274 ref NP_416843.1 fused enoyl-CoA hydratase and epimerase and isomerase/3-hydroxyacyl-CoA dehydrogenase [Escherichia coli str. K-12 substr. MG1655]	MEMTSAFTLNVRDLNIAVITIDVPGEKMNTL KAEFASQVRAIHKQLRENKELRGVVFVSAKP DNFIAGADINMIGNCKTAQEAEALARQGGQ LMAEIHAIPIQVIAAIIHGACLG GLELALAC HGRVCTDDPKTVLGLPEVQLGLLP GSGGTQ RLPRLIGVSTALEMILT GKQLRAKQALKLGL VDDVVPHSILLEAAVELAKKERPSSRPLPVR ERILAGPLGRALLFKMVGKKTEHKTQGNYP ATERILEVVETGLAQGTSSGYDAEARAFGEL AMTPQSQUALRSIFFASTDVKKDPGSDAPPAP LNSVGILGGGLMGGGIA YVTACKAGIPVRIK DINPQGINHALKYSWDQLEGKVRRRHLKAS ERDKQLALISGTTDYRGFAHRDLIIEAVFENL ELKQQMVAEVEQNCAAHTIFASNTSSLPIGDI AAHATRPEQVIGLHFFSPVEKMPLVEIIPHAG TSAQTIATTVKLAKKQGKTPIVVRDKAGFYV NRILAPYINEAIRMLTQGERVEHIDAALVKFG FPVGPIQLLDEVGIDTGT KIIPVLEAA YGERFS APANVVSSILNDDRKGRKNGRGFYLYGQKG RKSKKQVDPAIYPLIGTQGQGRISAPQVAER CVMLMLNEAVRCVDEQVIRSVRDGDIGAVF GIGFPPFLGGPFYIDSLGAGEVVAIMQRLAT QYGSRFTPCERLVEMGARGESFWKTTATDL Q

SEQ ID NO	Enzyme	FASTA Header	Protein Sequence - NCBI Database
SEQ ID NO:186	ydiO	>gi 90111318 ref NP_416210.4 putative acyl-CoA dehydrogenase [Escherichia coli str. K-12 substr. MG1655]	MDFSLTEEQELLASIRELITTNFPEEYFRTCD QNGTYPREFMRALADNGISMLGVPEEFGGIP ADYVTQMLALMEVSKCGAPAFITNGQCIH SMRRFGSAEQLRKTAESTLETGDPAYALALT EPGAGSDNNSATTTYTRKNGKVYINGQKTFI TGAKEYPYMLVLARDPQPKDPKKAFTLWW VDSSKPGIKINPLHKIGWHMLSTCEVYLDNV EVEESDMVGEEGMGFLNVMYNFEMERLINA ARSTGFAECAFEDAARYANQRIAFGKPIGHN QMIQEKLALMAIKIDNMRNMVLKVAWQAD QHQLRSTSAALAKLYCARTAMEVIDDAIQIM GGLGYTDEARVSRFWRDVR CERIGGGTDEI MIYVAGRQILKDYQNK
SEQ ID NO:187	paaJ	>gi 16129358 ref NP_415915.1 3-oxoadipyl-CoA/3-oxo-5,6-dehydrosuberyl-CoA thiolase [Escherichia coli str. K-12 substr. MG1655]	MREAFICDGIRTPIGRYGGALSSVRADDLAAI PLRELLVRNPRLDAECIDDVILGCANQAGED NRNVARMATLLAGLPQSVSGTTINRLCGSGL DALGFAARAIKAGDGDLLIAGGVESMSRAPF VMGKAASAFSRQAEMFDTTIGWRFVNPLMA QQFGTDSMPETAENVAELLKISREDQDSFAL RSQQR TAKAQSSGILAEIIVPVVLKNKKG VV TEIQHDEHLRPETTLEQLRGLKAPFRANGVIT AGNASGVNDGAAALIIASEQMAAAQGLTPR ARIVAMATAGVEPRLMGLGPVPATRRVLER AGLSIHDMDVIELNEAFAAQALGVLRELGLP DDAPHVNPNGGAIALGHPLGMSGARLALAA SHELHRRNGRYALCTMCIGVGQGIAMILERV
SEQ ID NO:188	yqeF	>gi 90111494 ref NP_417321.2 putative acyltransferase [Escherichia coli str. K-12 substr. MG1655]	MKDVVIVGALRTPIGCFRGALAGHSAVELGS LVVKALIERTGVPAYAVDEVILGQVLTAGA GQNPARQSAIKGGLPNSVSAITINDVCGSGL KALHLATQAIQCGEADIVIAGGQENMSRAPH VLTDSTRTGAQLGNSQLVDSLVDGLWDAFN DYHIGVTAENLAREYGISRQLQDAYALSSQQ KARAAIDAGRFKDEIVPVMTQSNQTLVVD TDEQPRTDASAEGLARLNPSFDSLGSVTAGN ASSINDGAAAVMMMSEAKARALNLPVLARI RAFASVGVDPALMGAPVYATRRCLERVGW QLAEVDLIEANEFAAQALS VGKMLEWDER RVNVNGGAIALGHPIGASGCRILVSLVHEMV KRNARKGLATLCIGGGQGVALTIERDE

SEQ ID NO	Enzyme	FASTA Header	Protein Sequence - NCBI Database
SEQ ID NO:189	tig	>gi 16128421 ref NP_414970.1 peptidyl-prolyl cis/trans isomerase (trigger factor) [Escherichia coli str. K-12 substr. MG1655]	MQVSVETTQGLGRRVTITIAADSIETAVKSEL VNVAKKVRIDGFRKGKVP MNIVAQRYGASV RQDVLGDLMSRNFIDAIKEKINPAGAPTYVP GEYKLGEDFTYSVEFEVYPEVELQGLEAIEV EKPIVEVTDADVDGMLDTRLKQQATWKEK DGAVEAEDRVTDFTGSVDGEEFEGGKASDF VLAMGQGRMIPGFEDGIKGHKAGEEFTIDVT FPEEYHAENLKGKAAKFAINLKKVEERELPE LTAEFIKRFGVEDGSVEGLRAEVRKNMEREL KSAIRNRVKSQAIEGLVKANDIDVPAALIDSE IDVLRRQAAQRFGGNEKQALELPRELFEEQA KRRVVVGLLLGEVIRTNELKADEERVKGLIE EMASAYEDPKEVIEFYSKNKELMDNMNRNVA LEEQAVEAVLAKAKVTEKETTFNELMNQQA
SEQ ID NO:190	atoD	>gi 16130158 ref NP_416725.1 acetyl-CoA:acetoacetyl-CoA transferase, alpha subunit [Escherichia coli str. K-12 substr. MG1655]	MKTKLMTLQDATGFFRDGMTIMVGGFMGI GTPSRLVEALLESQVRDLTLIANDTAFVDTGI GPLIVNGRVRKVIASHIGTNPETGRRMISGEM DVVLVPQGTLEQIRCGGAGLGGFLTPTGVG TVVEEGKQTLTLDGKTWLLERPLRADLALIR AHRCDTLGNLTYQLSARNFNPLIALAADITL VEPDEL VETGELQPDHIVTPGAVIDHIIVSQES K
SEQ ID NO:191	atoA	>gi 16130159 ref NP_416726.1 acetyl-CoA:acetoacetyl-CoA transferase, beta subunit [Escherichia coli str. K-12 substr. MG1655]	MDAKQRIARRVAQELRDGDIVNLGIGLPTM VANYLPEGIHITLQSENGFLGLGPVTTAHPDL VNAGGQPCGVLPGAAMFDSAMSFALIRGGH IDACVLGGLQVDEEANLANWVVP GKMPVG MGGAMD LVTGSRKVIIAMEHCAKDGSakil RRCTMPLTAQHAVHMLVTELA VFRFIDGKM WLTEIADGCDLATVRAKTEARFEVAADLNT QRGDL
SEQ ID NO:192	atoE	>gi 16130160 ref NP_416727.1 short chain fatty acid transporter [Escherichia coli str. K-12 substr. MG1655]	MIGRISRFMTRFVSRWLPDPLIFAMLLTLLTF VIALWLTPQTPISMVKMWGDGFWNLLAFG MQMALIIVTGHALASSAPVKSLLRTAASAAK TPVQGVMLVTFFGSVACVINWGFGLVVG MFAREVARRVPGSDYPLLIACAYIGFLTWGG GFSGSMPLLAATPGNPVEHIAGLIPVGDTLFS GFNIFITVALIVVMPFITRMMMPKPSDVVSID PKLLMEEADFQKQLPKDAPP SERLEESRILTL IIGALGIAYLAMYFSEHG FNITINTVNL MFMI AGLLLHKTPMAYMRAISAAARSTAGILVQFP FYAGIQLMMEHSGLGGLITEFFINVANKDTF PVMTFESSALINFVPSGGGHWVIQGPVFIPA AQALGADLGKSVMIAIYGEQWMNMAQPF WALPALAIAGLGVRDIMGYCITALLFSGVIF VIGLTLF

SEQ ID NO	Enzyme	FASTA Header	Protein Sequence - NCBI Database
SEQ ID NO:193	atoB	>gi 16130161 ref NP_416728.1 acetyl-CoA acetyltransferase [Escherichia coli str. K-12 substr. MG1655]	MKNCVIVSAVRTAIGSFNGSLASTSAIDLGAT VIKAAIERAKIDSQHVDEVIMGNVLQAGLGQ NPARQALLKSGLAETVCGFTVNKVCGSGLK SVALAAQAIQAGQAQSIVAGGMENMSLAPY LLDAKARSGYRLGDGQVYDVILRDGLMCAT HGYHMGITAENVAKKEYGITREMQDELALHS QRKAAAIESGAFTAEIVPVNVVTRKKTFFV SQDEFPKANSTAEALGALRPAFDKAGTVTA GNASGINDGAAALVIMEESAALAAGLTPLAR IKSYASGGVPPALMGMGPVPATQKALQLAG LQLADIDLIEANEAFAAQFLAVGKNLGFDS KVVNVNGGAIALGHPIGASGARILVTLLHAMQ ARDKTLGLATLCIGGGQGAMVIERLN
Fatty acid pathway 3-keto-acyl-CoA synthases			
SEQ ID NO:1	NphT7	>gi 299758082 dbj BAJ10048.1 acetyl-CoA:malonyl-CoA acyltransferase [Streptomyces sp. CL190]	MTDVRFRIIGTGAYVPERIVSNDEVGAPAGV DDDWITRKTGIRQRRWAADDQATSDLATAA GRAALKAAGITPEQLTVIAVATSTPDRPQPPT AAYVQHHLGATGTAAFDVNAVCSGTVFALS SVAGTLVYRGGYALVIGADLYSRILNPADRK TVVLFGDGAGAMVLGPTSTGTGPVRRVAL HTFGGLTDLIRVPAGGSRQPLDTDGLDAGLQ YFAMDGREVRRFVTEHLPQLIKGFLHEAGV DAADISHFVPHQANGVMLDEVFGELHLPR TMHRTVETYGNTGAASIPITMDAAVRAGSFR PGELVLLAGFGGGMAASFALIEW
SEQ ID NO:194	SaFabH	>gi 75765832 pdb 1ZOW A Chain A, Crystal Structure Of S. Aureus Fabh, Beta-Ketoacyl Carrier Protein Synthase Iii	MNVGKIGFGAYAPEKIIDNAYFEQFLDTSDE WISKMTGIKERHWADDDQDTSDLAYEASVK AIADAGIQPEDIDMIIVATATGDMFPPTVAN MLQERLGTGKVASMDQLAACSGFMYSMIT AKQYVQSGDYHNILVVGADKLSKITDLTDR STAVLFGDGAGAVIIEVSEGRGIISYEMGSD GTGGKHLVLDKDTGKLKMNGREVFKFAVRI MGDASTRVVEKANLTSDIDLFIPHQANIRI MESARERLGISKDKMSVSVNKYGNTSAASIP LSIDQELKNGKLKDDDTIVLVGFGGGGLTWG AMTIKWGK
SEQ ID NO:195	BsFabH	>gi 321314863 ref YP_004207150.1 3-oxoacyl-(acyl carrier protein) synthase III [Bacillus subtilis BSn5]	MKAGILGVGRYIPEKVLTNHDLEKMOVETSD EWIRTRTGIEERRIAADDVFSSHMAVAAAKN ALEQAEVAAEDLDMILVATVTPDQSFTVSC MIQEQLGAKKACAMDISAACAGFMYGVVT GKQFIESGTYKHVLVVGVEKLSSITDWEDRN TAVLFGDGAGAAVVGVPVSDDRGILSFELGA DGTGGQHLYLNEKRHTIMNGREVFKFAVRQ MGESCVNVIEKAGLSKEDVDFLIIPHQANIRI MEARERLELPVEKMSKTVHKYGNTSAASI PISLVEELEAGKIKDGDVVVMVGFGGGGLTW GAIAIRWGR

SEQ ID NO	Enzyme	FASTA Header	Protein Sequence - NCBI Database
SEQ ID NO:196	PaFabH	>gi 15598482 ref NP_251976.1 3-oxoacyl-ACP synthase [Pseudomonas aeruginosa PAO1]	MESFNTFVRQYNDQHAEIAKGELEALAESS SAFIEKASGIKSRFVMNKEGILDPQRMVPYLP ERSNDEWSILCEMAVAAAAREALQRAGRSAA DIDGVIVACSNLQRAYPAIAVEVQAALGIQG YGYDMNVACSSATFGIQAATTAIQTGQARAI LMVNPEICTGHLNFRDRDSHFIFGDACTAVI VERADLAVSKHQFDIVSTRLLTQFSNNIRNN FGFLNRADESGIGKRDKLFVQEGRKVFQDV CPMVAELIGEHLAANEIQVAEVKRFWLHQA NLNMNLLITRKLGRDAEAHEAPVILDSYAN TSSAGSVIALHKHQDDLPSGAIGVLSSFGAG YSIGSVILRKH
SEQ ID NO:197	MtFabH	>gi 2113995 emb CAB08984.1 3-OXOACYL-[ACYL-CARRIER-PROTEIN] SYNTHASE III FABH (BETA-KETOACYL-ACP SYNTHASE III) (KAS III) [Mycobacterium tuberculosis H37Rv]	MTEIATTSGARSVGLLSVGAYRPERVVTNDE ICQHIDSSDEWIYTRTGIKTRRFAADDESAAS MATEACRRALSNAGLSAADIDGVIVTTNTHF LQTPPAAPMVAASLGAKGILGFDLSAGCAGF GYALGAAADMIRGGGAATMLVVGTEKLSPT IDMYDRGNCIFADGAAAVVVGGETPFQGIGP TVAGSDGEQADAIRQDIDWITFAQNPSGPRP FVRLEGPAVFRWAAFKMGDVGRRAMDAAG VRPDQIDVFVPHQANSRINELLVKNLQLRPD AVVANDIEHTGNTSAASIPLAMAELLTTGAA KPGDLALLIGYGAGLSYAAQVVRMPKG
SEQ ID NO:198	FabH	>gi 345301988 ref YP_004823890.1 3-oxoacyl-ACP synthase III [Rhodothermus marinus SG0.5JP17-172]	MLPEQSLTTPLPATTTAAPARRAAVLGVGA ALPAHREPSAETERRLGLPPGWIARRTGIRER PLVGPDEATSDLA VRAGAAALAQAE LSPERI GLLLLATSTPDHLLPPTAPVVAHRLGLKHAG AIDLAGACSGFLYALALADGYVRLQRTCVL VIGANVLSRRTNPDDPKTSALFADGAGAVV LGPSEGSRGIVACWLGDGSCWDDLYIPAG GSRRPLTPERVARGEHLMYMKDGRALFRRA ATGMAEAGRRVLQQAGLDLDDVAWWIPHQ ANLRLIEEARQLGMPEAR TVNLVD RIGNSS AATIPLALALEAHRFAPGDLLLLTAVGAGLL SAAVLIQW
SEQ ID NO:199	FabH	>gi 471324089 ref YP_007523119.1 3-oxoacyl-[acyl-carrier-protein] synthase 3 protein 3 [Streptomyces davawensis JCM 4913]	MTAPTAVLAGLGSALPPRVVTNHDLTARMD TSDEWIRTRTGIAERRIVDPGGATSDLAIEAG RRALDSAGGPDVGAVVVATATPDHPCPATG PTVAAGLGLGTVPADFVGAVCSGFLYALAT GAGLIAASVADSVLVVGADAFTTIVDPYDRN TAPIFADGAGAVVLRAGRADEPGALRRTEL ASDGMQADLIRVAAGGSRQRSHHSAALRED QYLTMRGGGEVFKNAVLRMTASRTVLDRTG WSTA EVDLLVGHQANVRILHVAEQLGIGQ ERAYVNIGHTGNTAAASIPLALDDAHGEGRL RAGDKVLLTAFGAGTTWGAITLTWPEGLQY RGAAGSAAA

SEQ ID NO	Enzyme	FASTA Header	Protein Sequence - NCBI Database
SEQ ID NO:200	FabH	>gi 330444499 ref YP_004377485.1 3-oxoacyl-ACP synthase III [Chlamydomonas reinhardtii E58]	MDKIKKAAAILATGSYLPEKILSNADLEKMOV TSDEWIVTRTGIKERRIASDNEYTSDMGAKA AEKAIASGLSKDLIDCIVFATSAPDYIFPSSG ALAQAYLGIKEVPAFDCLAACTGFLYGLSIA KAYVESGTYNHVLIIAADKLSSFVNYQDRN TCVLFSGDGGAAACIVGRSRPGALEINQVCLGA DGAIGDLSLPAGGSRNPATEATLKEGRHYI SMEGKEVFKHAVRRMEAASKASIAVAGIQE EQVGWLVPHQANERIIDAIKRFNISEAKVF KSLEYKYGNTAASSLGIALDELNTETVLPHE YLLLTAFGGGLSWGSVVLEHV
SEQ ID NO:201	FabH	>gi 459068159 ref ZP_23165498.1 3-oxoacyl-(acyl-carrier-protein) synthase III [Clostridium ultunense Esp]	MNSLYSVGITGIGSYVPEKVITNYDLCEIVDT SNEWIVERTGIQERRIVDQSLSTSDIGTIAAN KALEDSTNPKEIDLIVATATPDMAFPSTAC IVQKNIAINAAAFDISAGCSGFIYGLSIGFNF IKAGTYRKVLVIGGETLSKIVNWEDRNTCVL FGDGAGACILERCEEFGFLTDFLDGSDGNNG HLLIQPAGGSRLPASYETVSNRLHTIKMDGR EVFKFAVRIIEKSSKEVLRKANIPLEQIDLLIP HQANMRIIQSAIKKLQLEENKVYINLDKYGN MSSASIPVALDEAYKKEFFSKGDIVLLVAFG AGLTWGATLLRWNK
SEQ ID NO:202	FabH	>gi 383454618 ref YP_005368607.1 3-oxoacyl-(acyl-carrier-protein) synthase III [Coralloccoccus coralloides DSM 2259]	MARTHIIGTGSYAPTQVLTNQLERLIVETSD AWIRERTGIQERRQAAPDEATSDLAIVNAAR NALEMAGVAPGDLIDLIVGTVTADMPMPSC AALVQSKLGAKRAFAFDVSAACAGGLYALS VADQFVRSGQVKRALVVGADLLTRAVDWT DRNTCVLFGDGAGALVLGAEQDADEDAMA PRGILSTHLRTDGDLANLLCIPAGGSRTPTA DNVDANLHKLKMNGKEVFRFAVRALVEST QASLGAHGMDTTQVDHVIAHQANLRILEAV MERLEIPKEKCWLNHLKYGNTSSASLPSLD EAQRAGRLKRGDVIAMMAIGAGMAWGSAAV VRW
SEQ ID NO:203	FabH	>gi 333371191 ref ZP_08463153.1 3-oxoacyl-[acyl-carrier-protein] synthase III [Desmospora sp. 8437]	MRIMGSVGIIGTGAYLPEKVLTNADLEKMOV DTNDEWIVSRTGIRERRIAADDQASSDLAVE AGRRALASAGIEAKDLIDLIVATVTPDMAFP ATACLVQDRLGAEKAATFDLSAACTGFLYGI SVASQFISNGMYRHALVIGVDCLSKITDFTD RNTCVLFGDGAGAAVLGPVEEGKGFLSFEL GGDGSGGHLLKQPAGGSRIASGKSVEDRLH FISMNGREVFKFAVRVLGSSAEEALRKAGM TKEDVDLPHQANTRIIDTAVQRLGLSRDK VVVNLDRYGNMSSASIPVALDEAVQRGKIK KDDTLVLVGFGGGMTWGASVMKWTMETK

SEQ ID NO	Enzyme	FASTA Header	Protein Sequence - NCBI Database
SEQ ID NO:204	FabH	>gi 390454110 ref ZP_10239638.1 3-oxoacyl-(acyl-carrier-protein) synthase III [Paenibacillus peoriae KCTC 3763]	MNKLRPVGIIGTGKYVPEKILTNDLEAIVET SDEWIVSRTGIQERHIAAPEQATSDLAYEAAI KALKSAGMTAEDLDLIIVATVTPDMAFPSTA CILQDKLGAKGAAAFDLSAACSGFVYGLAT ATSFIKTGIYNNALIIGADCLSRITDYTDNRNTC VLFGDGAGAVVIGEVSSEGRGFQSFDLGAEG AGGSLLNLAAGGSRLPASADTLENKQHYYIY MNGREVFKFVAVRVMGTATVDVLEKAGLTK DDIDLFVPHQANIRIIQSAMQRLDLPEEKVVI NVNKYANTSAA SIPLALVEAAEEGRMKEGD RVLMVGFGGGLTWGASVLVW
SEQ ID NO:205	FabH	>gi 392959403 ref ZP_10324886.1 3-oxoacyl-(acyl-carrier-protein) synthase 3 [Pelosinus fermentans DSM 17108]	MNKKCVGIIGLGSYPQIRIMTNKDLEERMD TSDQWIVERTGIHERRVAAENESTSDLAAGA GQKALEDKISPAEIDLIIIVATASPD MVFPAT ACVVQENIKAVNAAAFDISAVCSGFLYAMIT GSQFIKAGTYRKVLVIGAETLSRFTDWSNRN TGMLFGDGAGAAVLGETPEGYGILGVLDLGA DGGGAELLKIPAGGSRHPATMETILQKQHFI YMNGNEVFKFVAVKVMGETTLKALKNANLT ASDITYLVPHQANIRIIQSAKRLGIPMEKVV VNINKYGNTSAASIPALDEAVKSGAIKSGDI VALAGFGGGLTWASSIMKWCK
SEQ ID NO:206	FabH	>gi 116626090 ref YP_828246.1 3-oxoacyl-ACP synthase [Candidatus Solibacter usitatus Ellin6076]	MPKAKISALGCYTPPRVLTNQDLEKLVDN DQWIMERTGIRERHIAAPEMATSDMAIEAAR CALLQRGIDACEIDAIICTVTPDHLFPSTACL VQNAIGAKGAWGFDLIAACSGFLYGLTTGA HFVMAGTHKKVLVIGSDTMSRIIDYTDNRATC VLFGDGAGAMLIETDEADDGTGFIDFLGEI DGSGGEFLRMPAGGSRRPASHETVDQRMHY VHQEGSQVFKYASRKMYEVC RDLLERNHFK VEDVGLMIPHQANKRIIKAAGDRLGIAPERV MINIERYGNTTAGTLPLATRD AISEGRLKKG DLVLFAAVGAGYTVGASLWRWAF
SEQ ID NO:207	FabH	>gi 323702691 ref ZP_08114352.1 3-oxoacyl-(acyl-carrier-protein) synthase III [Desulfotomaculum nigrificans DSM 574]	MSSNLVQAGIIGVGSYPVPERILTNDLEK MV DTSDEWITSRTGIKERRIADPEESTSELAVKA ARRALAHAGVKPEELDLIILATCTKDMPPFA SACLVQDQLGAVNAGAFDIEAGCTGFVYAL TVGSQFVATGSMKRVLVIGADNLSKVTNWE DRNTCVLFGDGAGAVVLGPVAPGEGILASK LAAEGAGWKYLSMPAGGSRRMPASPLTVEK KLHYIHMQGREVFVRYAVKVMEEEAANIVKA AGLALSDIDLLIPHQANIRIIEHAACKKLKLSM DKVVVNVD RYGNTSTASIPLALDEAVKSGR VKAGDNIVMVAFGAGLTSGAIVLKWSLGEG KE

SEQ ID NO	Enzyme	FASTA Header	Protein Sequence - NCBI Database
SEQ ID NO:208	FabH	>gi 384566084 ref ZP_10013188.1 3-oxoacyl-(acyl-carrier-protein) synthase III [Saccharomonospora glauca K62]	MSTGILGAAGYLPPRVIDNDQVGAWVDRDP DWILERTGIKERHYAAPEVSTSDMACLAVEK LYASCPEKRASVGAVILGTSTPDHNPSTAAI VQGRMGLGRAFAFDLSAACSGYLFSFVTAH SLLSANPALEEVLVIGADTISKVLYQSDRKT TVFGDGAAATRVGRVPDGYGLLTHTLITDG CHADYVGQPAGGSRRPLDATTVNARERYM VMHGRKVREYFEEVVPKLIHEVVEQAGVSL DDIDHFVFHQANPQMLADCINAMGIDPAKC PVPGVLSGNTGAASIPLVLSSELRAERGDLVV MAAIGSGMTAGAAVLRWY
SEQ ID NO:209	FabH	>gi 298162138 gb ADI59524.1 CorB [Coralloccoccus coralloides]	MNQGGVFPLPFKIAGLGRYVPADVVLSSDLE KKYDLPPGWCVEKQGIRERRWVKDETASFM GAEEAKEAVRDAGLKLEDIDLINASGSPEQ AVPDGGPLVQRELGLGRSGVPSITVNASCLS FFVALDVAANYLNMRRYKRILIVSSDISSVA LDFRKPENFTLFGDAAAAAVVTLPEPGEKSC IHASQVRTYGYGAEFMVPGGGSRRHPNGK NTTPEDNYLHMNGAELLKIGFEYLPFRNEAL WKQCPDITIKDCRYVIPHQPSRVLDYLSLT YPDDKLVRIIDRFANCIGASMPMALYEAVKV GGLRRGERGVLTGTGSGSVSFVGMVFTY
SEQ ID NO:210	FabH	>gi 148359775 ref YP_001250982.1 3-oxoacyl-(acyl carrier protein) synthase III FabH [Legionella pneumophila str. Corby]	MNFFRCEKPIYIKGPFVALPERVMSNQDVLN WMNSTQNPAVIGFSTGIKNRHWNEDQACS DLAVRAAEHLFMEKPREKHKVNQVILATISG DYSPSPSSPLVQYRLGLQNAAGAFDIGAACAG FVVGLHTSAALAQTNDGSVLLIASEIRSKFLN KNNFATSVLFGDGAAACCVSQDKEEADFRFI ASALFADGEVYDAVSTPAGGSRLPAAVCND NEQFYITIKESTALFVKAVHGMADSADFLK ELNLTISDIQWLVPHQGNKNLVLSVAKQLGF PEEKTIKTVEETGNTSGSSVGIALDRLRSDGK IKSGEKVLLVAAGGGGIAACSLLEVI
SEQ ID NO:211	FabH	>gi 15824218 dbj BA B69376.1 3-oxoacyl-(acyl carrier protein) synthase [Streptomyces avermitilis]	MTNEHLARRLDTDDAWIRTRTGIRRRHAVD PGQATSDLAVEAGRRLVCAATASVDVAVV ATTPDHSCPATAPAVAARLGLTGAAAFDIS AVCTGFVYGLASAAGLIAAGVAERVLLIGA DTYSTIVDPLDRANAIIFGDGAGAVVLRAGH PDEPGAVGHFDLGSDGAHEDLIMVAAGGSR QRSRPGEPSRQDRHFGMRGKEVYRHAVTRM AESARATLSRAGWKTDDVDHFVPHQANLRI LHSVADDLGLPRERCVTTHVESVGNTGAASIP LALADAAAAGQTLRPGDRVLLTAFGGGLTWG SCLLTWPTLPAPAPPYDPHAQGERTTS

SEQ ID NO	Enzyme	FASTA Header	Protein Sequence - NCBI Database
SEQ ID NO:212	FabH	>gi 330468931 ref YP_004406674.1 3-oxoacyl-(acyl carrier protein) synthase III [Verrucosipora maris AB-18-032]	MALSSHVEYESTTRTAVIAGLGAYVPDQVV KNEEIAARLGVTTDWIRDRTGIEQRFVLNPE GATSDLAVEAARRALDSCGNPDIDFLILATC TPDHLFPSTAPSVASRLGFKGIAAFDLNAACS GFVYALSVSTGMLATGAYRTGLVIGADAISS ILNHDDEITGPFGDGGGAVVVRAGHLGETG SVSVQQLGSDGDLLDIMKTPGGGSRQRAAG VPVDIDSSYFTMSGRAVYKHAINRMSTVSRS VLERLGWTPDDVDWLIAHQANRRILTATAE EIGIAPERAVINVDRVANTSAAIPLAMVDA VESGALTAGDKVLLAAFGGGATWAAAGLT WPELTLPQTQTVR
SEQ ID NO:213	FabH	>gi 32444698 emb CA D74700.1 3-oxoacyl-(acyl-carrier protein) synthase [Rhodopirellula baltica SH 1]	MIETSSNVTANDLAAKSVNEESSAESTAVPT EAVSAVMPGNATTRGRMGNLKGVRIAGTGS YVPERIVTNEDLAALGCSDWIVRRTGILQR RHAEPGQATSDLCYEALRCLENANVSVDI DLILVATITPDHPTPSTACHLQRRLGAVAPA MDIGAACAGFMYALVTGAQFVSNGNARNV LVIGADLMSRTVDPEDKKTYPLFGDAAGAA LLVPSTQDECQSTECNGSAADSTIQTGDLA YQLGSEGCGGEMLCIPAGGSRTPIITDGEDS ASRYLQMDGRGVFKWAVRVFDESAKDVL AANVSSDQLSLVVLHQANQRIIDSAVSDLN VPEKVFVNLDKYGNTSGASIPLALDEAARAG RLKEGDLVLLCGFGAGLAWGTALFRW
SEQ ID NO:214	FabH	>gi 392374495 ref YP_003206328.1 3-oxoacyl-[acyl-carrier-protein] synthase III (Beta-ketoacyl-ACP synthase III)(KAS III) [Candidatus Methylomirabilis oxyfera]	MYGSRIAGTGASVPDRVLTNAELEQMVSTS DEWIVTRTGISERRIASDDQATSDLAEGAAR QALEASGVDPHDLDLILVNTVTPDMFFPSTA CVLQERLGASRAAAFDLMAACAGFVYGLSV ADAYLRAGVMRNILVIGADTLISKVVDWSDR GTCVLFGDGAGAVVVQRTTADPAILSTHLYS DGSKGRQLIIPGGGSRQPASQKVIDEKLVTIR MPNGNEVFKTAVRSMEEAIAALKANGAEV SDVDLFISHQANARIYAVAERLDLPRERIYM NIDRYGNTSAASIPIAMDEAVRAGRRLKRGDL LLLTAFGGGFTWGSALIRW

SEQ ID NO	Enzyme	FASTA Header	Protein Sequence - NCBI Database
SEQ ID NO:215	FabH	>gi 317121784 ref YP_004101787.1 3-oxoacyl-(acyl-carrier-protein) synthase III [Thermobacter marianensis DSM 12885]	MVAAVRGVTIAGIGGCVPVAVVTNDDLAQV VETDDEWIRTRTGIRQRRVADPGTATSDLA VAARRALEEAGVRPDQVDLIIVATVTPDMPF PSTACLLQDRLGATRAAGFDLEAACSGFVY ALAAGAQQFIAAGLYDTVLVVGAE TLSKIIDW SDRRTC VLLGDGAGAAVLRPAAPGEGILGL YLGADGSGD LKQ PAGGSRLPASPETVAR GLHFVQMNGREVFKFAVKTMGDAAQAALA QAGLTFDDVDLYVPHQANFRIIESSARRFDLP LERVVVNIDRYGNTSAASIPVALDEALSTGRI RAGQTVLLVAFGGGLTWGAAVVRWGYDRP APRPLEMPGQEP RYGLPEWIREQAARGRAR AGEPAQGEPA AASEATAPAALAVPRAALD PAAVTAASPGSEGRPAWGGGGTR
SEQ ID NO:216	FabH	>gi 383787841 ref YP_005472409.1 3-oxoacyl-ACP synthase [Caldisericum exile AZM16c01]	MKVGVLGLGSYIPEKVV TNHDLEKFLDTS EWIRTRTGIVERRIANENEATSDLASIAAKRA LEDANLKPEDIDLII VGTNSPDMLYPATACLV QEKIGASGKCAAFDLQAGCPGFIYATVVGSQ FVKSGAYKHVLVIGAEVITRMMDPDTRGT YVLFGDGAGAVVLGEVEDNRGIVDFELYADG SIAEHLTL PAGGSRKPFSEEV LKERSYFTKMN GGEVFKFSVREISRISKLLDKTGT KLEDIDW FIPHQANLR IIQAGAEKLGIPMEKV VVTIDKF GNSSAASIPVSLD TIRKEGKLKRGDLVLMVS FGAGMTSGAILMRW
SEQ ID NO:217	FabH	>gi 404450648 ref ZP_11015628.1 3-oxoacyl-(acyl carrier protein) synthase III [Indibacter alkaliphilus LW1]	MKKTRAVITGVQGWVPEYVLTNRELETMV DTNDEWITTRTG I KERRILKGENQGT SVIGIN AVKGLLEKTNTKAEDIDLICATVTPDMPFPA TANIIADGVGAKNSYSYDISAACSGFLYALTI GSQFIETGMHKKV IIVGADKMSSIIDYQDRAT CIIFGDGGGAVLLEPTQEKVGIMDSLLHADG SGAPFLHMKAGGSRK PASLETIAAREHFAFQ EGSTVFKFAVTNMAEVSARIMERNNLASEDI AWLVPHQANKRIIDATANRMGVGPDKV ML NIEKYGN TTAGTLP LCLWDYESQLKKGDNI LAAFGGGFTWGS IY LKWGYDPK
SEQ ID NO:218	FabH	>gi 189502112 ref YP_001957829.1 3-oxoacyl-(acyl carrier protein) synthase III [Candidatus Amoebophilus asiaticus 5a2]	MRTAIRASITGVHGYVPEYILTNEKLEKMVD TNDEWITTRTG I KERRILEG TNQGT SVLGIPA VRGLLEKTNTDPREIDLLICATITPDMITPATA NIIAHAVGATNAFSYDLQAACSGFLYALITG VQFIETGKYKKV VVGADKMSSIVNYEDRN SCILFGDGAGAVLLEPN SQGYGIIDSILKGDG NGEQYLHQKAGGSRRPPSAETIAAKEHYVY QEGRAVYRFAVEKMAE VVLEIMKKNNLHH EDIKFLVPHQANKRILDAVAQRAGIKEEQVM ITIQEFGN TTAGTIP LCLWRYESQLQPGDKLII TTFGGGFTWGAAYLTWAYK

SEQ ID NO	Enzyme	FASTA Header	Protein Sequence - NCBI Database
SEQ ID NO:219	FabH	>gi 395801183 ref ZP_10480443.1 3-oxoacyl-ACP synthase [Flavobacterium sp. F52]	MSAVITAIGGYVPSSILTNNKISSETVDTSEEWI IKRTGIRERRIADDDTATSDLA AAAIENLIEN YNVDREEIEALLVATATPDHILAPTASIVCDK SGLTNAFGIDMNAACSGFLYALEMGANMIE SGRYKKLIIVGADKMSSIVDYEDRNTCILFGD GAGAILLEKSESDAGLMKTKTLDGSGVSSL AVPAGGSRNPTSMQSLLHRTHYLKQDGAFV FKRAVAAMSQVSQDALAKNELEADQIDWV VPHQANLRIITAVGESLGIDFEKVKVNIDRYG NTTSATVPLCLWDFKDDFKEGQNVLITTFGA GFSWGATCLKWGVMRERKSAETITATTKAE AVLVEH
SEQ ID NO:220	FabH	>gi 86159172 ref YP_465957.1 3-oxoacyl-ACP synthase [Anaeromyxobacter dehalogenans 2CP-C]	MRSIAGTGSYAPEKVV TNADLEKLVDTND QWIVERTGIRERHVVADDQATSDLALEASRR ALDAAGLDAKDVMIVVGTVPDYPFPSVG AVLQGKLGNNKKAFAFDVSAACAGSLYALSV ADRFVASGAVKNALVVGADALTRITDWTDR NTCILFGDGAGAMVLKPTDDPQRGIRAVRL HADGSLVPILLQPGGSRDPSEKVVREKSH YVKMNGREVFVKVAVRSLEESCREVLADEKL TPGDVTWVIAHQANKRILDATLHRLEIPESK CWMNLEKYGNTSAASVPMTLDEANRAGWL KPGD TVLMMAIGGGMAWGASVVRW
SEQ ID NO:221	FabH	>gi 166364688 ref YP_001656961.1 3-oxoacyl-ACP synthase [Microcystis aeruginosa NIES-843]	MNGFGAAVVITGCGSATPAQFLSNEELSQIV ETSDEWIKSRTGIGKRHLADRSVLSQLAAQ AAIKALEMAQVSPRIDLILLATSTPDDLFGS AAQVQSQIGANRAIAFDLTAACSGFLVGLVT ATQFIRTGTYRNVLVIGADVLSRWVDWNR ATCVLFGDGAGAVVCQANDTKDNILGFELH SDGSQNGSLNLA YEGEELPLKQGIRVQKGT KPLRMNGREVVYRFAVAKVPEVIEKALYRAN LTTSDIDWLVLHQANQRIMDAVSERLKLPE KVISNLSEYGNTSAASIPLALDEAVRSGKVK KGDIIASSGFGAGLTWGGIIFRWGD
SEQ ID NO:222	FabH	>gi 219849850 ref YP_002464283.1 3-oxoacyl-(acyl-carrier-protein) synthase III [Chloroflexus aggregans DSM 9485]	MYDRKVARVSRERYAAVIGWGMAVPNRVV TNDDLAQRIDTSDEWIRTRTGIRERRVAGPG ESTSTFATAAGREALEMAGVSPATIDTVIVA TCTPDRPFPATACTVQANLQIPRATAFDLAA ACSGFVYGLTVATSLIKSGVSRLLLLIGADIF THYINWNRNTCVLFGDGAGAVVLEATDEP LGLIASNLSADGNLEDLMAVDAGGTRMPLT AELLAEGRQYVYMNGREIFKHAVREMSESA LHV VQAAGLTIDDIALVIPHQANVRIIDAVAR RLELPPERVMINLDYRGNTSAASIPIALYEAA QQERIKAGDYVLMTAFGGGLTWGSGIVRW GRPSR

SEQ ID NO	Enzyme	FASTA Header	Protein Sequence - NCBI Database
SEQ ID NO:223	FabH	>gi 227523050 ref ZP_03953099.1 3-oxoacyl-(acyl carrier protein) synthase III [Lactobacillus hilgardii ATCC 8290]	MKFENFKILATASQVPTRVVDNDELSTMMDD TSDDWIVQRTGIRRRHIAVDETTSSLCTSVAK QLLEKTGLKPSEIDLIIVATMSPDYLTSPVSA MVQGNLGADHAVAMDIDAACSGFVYGLNM VKQLLIAETPKNAILIGGEMLSKLIDWQDRST AVLFGDGAGGVLLKNTPKAEGAFISENLKTL GKLGRYLTAGKTGAPTPFMEKKDEFSPFFQ MNGRRVYRFAVNNVPESINQALAEASLTDD DIDHFVLHQANSRIVEKIAETLGVSMDFKPIN IDEYGNATAASEPILLDQLVTNGTIKRGDVF LLSGFGGGLTVGTMILKY
SEQ ID NO:224	FabH	>gi 240850683 ref YP_002972083.1 3-oxoacyl-(acyl carrier protein) synthase III [Bartonella grahamii as4aup]	MIRSIIRGVGSALPKRSLSNDEIAKFVETSDS WIVQRTGIRQRYIASENETTSLGVEAAQAA LTNAGLTIKDIDCIILATSTPNRTFPASAVEIQ CALGMSHGFAFDIQA VCSGFIFALTGDSYL RCGA AKRILVIGSDTFSRILDWEDRTTCVLFG DGAGAAILEAQEIEGGIAFERGILSAKLSNG AYIDKLYVDGGPSTTQTTGYLRMEGREVFK YAVGMITDVVDDCFAAAGMDSSQLDWFVP HQANKRIIEASAKKLGISLDKVVTVDQHGN TSAASVPLALTTAVCDGKIKEGDLIMLEAMG GGFTWGAILRW
SEQ ID NO:225	FabH	>gi 253681256 ref ZP_04862054.1 3-oxoacyl-[acyl-carrier-protein] synthase 3 [Clostridium botulinum D str. 1873]	MYNVKIIISTGKYIPDNVVTNDDMSKFVDN DKWISERTGIKERRISTGENTSHMAVKAALA ALEKSSVKATDLDLIIATCTPDSFVPSTACIV QDKLGATKATCFDISAACTGFIYALGVASQFI KTGQVKNALVIGAETLSKILNWEDRSTCILF ADGAGAAIHERSEEVGLISQYTGSDGTGGKA LKCEALPVRNPYCKVDDKFKDTLSMEGREV FKFAVNAMIESINKVLENTEYTLDDIDYIVPH QANIRIIEFVSKKLGISQDKFYVNLHKGNTS GASIPALDEMNNKKG MFKKGDNIILVGFGGG LTFGAHLIQWN
SEQ ID NO:226	FabH	>gi 254286853 ref ZP_04961806.1 3-oxoacyl-(acyl-carrier-protein) synthase III [Vibrio cholerae AM-19226]	MYSKILGTGSYLPSQVRTNADLEKMOVETSDE WIVARTGIRERRIAADNETVADMAFFAAQN AIDMAGIDKHDIDMIIIVATTSSASHTFPSAACQ VQGKLGKICPAFDLAAACSGFMYALSIAD QHVKSGMCKHVLVIGADALSKTCDPTDRSTI ILFGDGAGAVVVGASNEPGILSTHIIHADGEF GDLLSLEVPVRGGSDKWLHMAGNEVFKV AVTQLSKLVVDTLKANNMHKSELDWLVP QANYRIISATAKKLSMSLDQVVITLDRHGNT SAATVPTALDEAVRDGRIQRGQMLLLEAFG GGFTWGSA

SEQ ID NO	Enzyme	FASTA Header	Protein Sequence - NCBI Database
SEQ ID NO:227	FabH	>gi 282854072 ref ZP_06263409.1 3-oxoacyl-[acyl-carrier-protein] synthase 3 [Propionibacterium acnes J139]	MTAIKTRPVHGYSKFLSTGSARGSRVVTNEE MCTLIDSTPEWIEQRTGITERRWATSSSETVAS MGTTAARTALERSGLEASQIDAIIVATVSHH RPSPSLAAYIARELGGLGDAAAFDFLNGACAGF CYSTALADSMIRTGSANYVLVIGVEKLSEMT NLDDRSTAFLESDGAGAAIISASDEPGIGPVV WGSRSDDLKTIELEDWPTASADPNKIHPLIR MEGRAVFKWAMTDVAKRAAEVAEAGITP ADLDVFIPHQANDRITDVVSRHLKLPESVTV CHDIADMGN TSAASVPIAIDRMLQRGQAHS GDLALIIGFGAGLVYAGQVIRLP
SEQ ID NO:228	FabH	>gi 291439887 ref ZP_06579277.1 3-oxoacyl-(acyl carrier protein) synthase III [Streptomyces ghanaensis ATCC 14672]	MAKIKPSKGAPYARILGVGGYRPTRVVPNEV ILETIDSSDEWIRSRSGIETRH WASPEETVAA MSVEASGKAIADAGIDAAQIGAVVVSTVSHF AQTPAIATEIADRLGTDRAAAFDISAGCAGF GYGLTLAKGMVVEGSAEYVLVIGVERLSDL TDLEDRAFLFGDGAGAVVVGPSQEP AIGP TVWGSEGD KSETIKQTPWTDYRDGTVEKF PAITQEGQAVFRWAVFEMAKVAQQALDAA GITADDLDVFIPHQANVRIIDSMVKT LKLPEH VTVARDIRTTGNTSAASIPLAMERLLATGEA KSGDTALVIGFGAGLVYAASVVTL P
SEQ ID NO:229	FabH	>gi 294791665 ref ZP_06756813.1 3-oxoacyl-(acyl-carrier-protein) synthase III [Veillonella sp. 6_1_27]	MTMMNKPVGIIGTGSFLPDNVVTNFDLEKM VDTNDQWIRERTGIEERRIAPEGMNTSYMAT EAAKKAMQMANVTAEEIDMIIFATLTPDMII PSAACVLQANLGAKNAAAYDLQAACSGFV YGLITAASYISSGIYKKVLVVGAEILSRRVNW NDRGTCILFGDGAGAAVVSEVPEGYGIKGID MGADGTGGSALCIPAGGTAVVANDQRVEEG LTFIHMDGPEVYKFAVKTMGRTVLKS LERA SMELNELDYFIPHQANIRIIDSAAKRLHLPME KV FVNLHKYGNTSAASVAIALDEANREGRF KRGDNVAFAGFGAGLTWASLV LKWY
SEQ ID NO:230	FabH	>gi 302539498 ref ZP_07291840.1 3-oxoacyl-[acyl-carrier-protein] synthase III [Streptomyces sp. C]	MTAIGILGTGSYLPADTVSNRVVGERAGVTE DWILQKTGIRERRYAAEYEATSDLAVEAARS ALDAAGISAEQLSWIVVATSTPDSPQPATAC LVQHRIGAVNAAAFDVNSVCSGFV FGLVAA ARMLPGQDGGVRGHALVIGADVYSRIIDRE DRRTAVLFGDGAGAVVLGPVRSYGVLGSY LASRGDQAE LIRVEAGGSRLPASEKTVAEGL HHFRMNGRGVRDFVAAELPRAVGEVLD RH GLERSEVDHFVPHQANGVMLGETV PRLGLP RARTHLTVAEHGNTSAASIPLALDEAYRSGA FRDRDVVLLAGFGGMSLGTVLVRWDEEA APAPRKDSAA

SEQ ID NO	Enzyme	FASTA Header	Protein Sequence - NCBI Database
SEQ ID NO:231	FabH	>gi 318080591 ref ZP_07987923.1 3-oxoacyl-(acyl-carrier-protein) synthase III [Streptomyces sp. SA3_actF]	MDNSELCA TVASTPEWIETRSGIRARGFAAP DETLRFMGRAAAEKALARAGVLPDGDIDLVL VASMSRLEQTPPLAVLLAEDLGARAAAGLD VSGACAGFCHALALASDAVRAGSARHVLVV GTERM TDLVERADRTVSVLFADGAGAAVV GPSARPGISPPARGAAGRYAGALRMDRGWD AFAADPSLGRPWMRMDGRRVFRWAMDEVT PRAAELLRESGIEPEALDAFVPHQANLRMIEL MAERLGLPERTAVARDVVRAGNTSAASVPL ALEALLDSGEVVGSGDRALLVGFGAGLNYAA QVVLEP
SEQ ID NO:232	FabH	>gi 374851360 dbj BA L54322.1 3-oxoacyl-[acyl-carrier-protein] synthase III [uncultured Aquificae bacterium]	MGTTLTGIGYYLPPKVL TNFDLEK MVD TSD DWITTRTG I KERRIADNENVTQ MAYMASLE ALESANI QPEDIDL I L L ATLTPEL KFPSTACLL QAKLGAKRAYAFDISAACSGFIYGLELADAY IKSGKAKKILLVGAERLSEIVNWQDRSTCVL FGDGAGAVIIEG DGEVLSSKMLS DGELWEI LYAPKCGYINMKGKELFKLAVRSMEEVCRY VLESAGISIEDVSIMIPHQANIRIMEALAEKLG MPKEKVYSNIHKYGN TSAASIPIAMY EAYKE GKLRRGDIVMLTAMGGGLTWGAALLRF
SEQ ID NO:233	FabH	>gi 381164912 ref ZP_09874142.1 3-oxoacyl-(acyl-carrier-protein) synthase III [Saccharomonospora azurea NA-128]	MTRPTLT LAQGA KASRV LGVGSTQPDRVVT NDELSQHMDTSDQWIRDRVGIIERRFAGEDE RLVDM AVTAGAKALADAGVAPSEVDTVIVP NCTMPAPIPNAAAQVADRIGVKAAGAFDLN AACAGFCYGLGVASDLVRAGSAKKVLVIGA EKLTDVVDPTDRSTAIIFADGAGAALVGPSD EPGIGPVAWGSAGDLVDVIYMRDNRYIFQE GQPVFRWATTQIAPVAMRAVELAGLELSDID VLIPHQANLRIVEAIAKRLRAKGARDDMVV ADDIRYSGNTSSASIPMALDHMRAAGTVKP GDVVLTVGFGAGLSYAGQVLCIP
SEQ ID NO:234	FabH	>gi 386335197 ref YP_006031367.1 3-oxoacyl-ACP synthase [Ralstonia solanacearum Po82]	MHDVVISGTGLWVAPEVITNEELVASFNAY ARHYNEANATAIAAGTLAAVAESSVEFIEKA SGIRQRYVIDKAGVLDPARMRPRLAPRGDD ALSLQAEIGVAAAREALAAAGRDAGDIDMLI CSAANMQRPYPAMGIEIQNALGADGYAFDM NVACSSATFGLEQAINAVRTGSARVALMVN PEITSGHLAWKDRDCHFIFGDVCTAVVVERA DDARAPDQWQVLGTRMATRFSNSIRNNAGF LSRSEDRDPDDRDLFRQEGRKVFKEVCPM AAEHIAHGLQSLGHAPADVRRFWLHQANLG MNQLIGKRL LGRDASADEAPVILDEFANTAS AGSIIAFHRHRADLQPGDLGLICSFGAGYSIG SVAVRKR

SEQ ID NO	Enzyme	FASTA Header	Protein Sequence - NCBI Database
SEQ ID NO:235	FabH	>gi 392946737 ref ZP_10312379.1 3-oxoacyl-(acyl-carrier-protein) synthase III [Frankia sp. QA3]	MLGLGVYRPARVVTNDEIAQRVETSDAWIQ SRTGIATRRIADEEETTAMGAAAAEKALAA AGLTADTIDL VIGATCTSPSQIPGAGPQIAHRI GADQAGAFDINGACAGFSYAVSTAADMVR AGSVRHVLVVATERLSDYTDWDDRSTCILL ADGAGATVIGAAETDEIGPAVWGHGDSRPE AIRVPGYGDNMFRMEGQAVFRWAISLVPTV RQICERAGVAPDELAGIVPHQANLRIVEALA TGIGATNAAVARDVVDGNTSAAASIPGLAR LLDAGEIRRGDPVLLFGFGAGLTYCGQVVRC P
SEQ ID NO:236	FabH	>gi 397172008 ref ZP_10495404.1 3-oxoacyl-(acyl carrier protein) synthase III [Alishewanella aestuarii B11]	MQQVVISGSGLFTPQHIIISNDEL VVSFNQYV DQFNTEHAAQIAAGELAALEYSSSEFIEKASG IKARHVLYKDGILDPKVMHPVFRKRGEDEL P EMVEMAVQAATQALAQANKTAADIDLIICA ASNMQRPYPALSVELQQALGAGGYAFDMN VACSSATFAISNAVNAIRGGS AKVVLVNNPE FASPQVDYRSRDSHFIFGDVCTATII EAESSCT SSQAFRILGMRLKTTFSNNIRCDIGYTEHCFS EQDPKAPFFKQQGRKVFKELLPIVAEVLDE MAAQQVTADDL KRLWLHQANINMNIFAAK KILGRDPLPEEAPLVLD TYANTASAGSIIAFH KYQQQLQSGDKAILCSFGAGYSVGCLVLEK C
SEQ ID NO:237	FabH	>gi 399047091 ref ZP_10739223.1 3-oxoacyl-(acyl-carrier-protein) synthase III [Brevibacillus sp. CF112]	MRQMDKKRSVGILATGSYTPDRVLSNFDLE KMOVTTDEWIVSRTGIRERRICSAEQASSDL AYEAACKKALERANISAEQLDMII VATVTPDM MFPSTACILQEKLGA KRAAALDVSAACTGFL YGITTA AQFIANGLYKYVLVVG VETLSKITN YKDRNTCVLFGDGAGAAVIGEVREGFGFQS FELGADGAGGELLCLPAGGSRIPASSESVEN NLHYLSMAGGEVFKFAVRVMNSATEAVLSK AGVERENIDLLVPHQANKRIIDSAVQRFGLSE DKVAINLD RYGNMSSASIPVALDEAIAAGRV KEGDNVILVGFGGGLTWGATLLKWSTTPAE GSGQ
SEQ ID NO:238	FabH	>gi 402823152 ref ZP_10872590.1 3-oxoacyl-(acyl carrier protein) synthase III [Sphingomonas sp. LH128]	MIRSVLIGTGSALPRNAVSN AELAERVDTSD EWIVERTGISNRHIAEADETTSSLATEAGRKA IEAAGIDAESIDLIVLATATPDQTFPASATIVQ SRLGCRAGGIAFDVA AVCSGFLYAVGVADS MLRTGMARRALVIGAETFSRILDWEDRTTC VLFGDGAGAVVLEAQEQVGETPRGILATRL HADGAHNQLLFVDGGPSTTGT V GKLRMKG REVFRHAVVNLA EVLREVIEEAGLSTSDIDW LVPHQANARILDATAKKLSLPPEKVVM TVG QHANTSAASVPLALDVAVRDGRIKQGD LVM LEAMGGGFTWGASLIRI

SEQ ID NO	Enzyme	FASTA Header	Protein Sequence - NCBI Database
SEQ ID NO:239	FabH	>gi 407684813 ref YP_006799987.1 3-oxoacyl-ACP synthase [Alteromonas macleodii str. 'English Channel 673']	MSQQVVISGVGVWHPKDSITNEELVDSYNA YVDAFNEENKAQIESGDVAAMPYSSAEFIEK ASGIKSRYIYQKEGALDITRMKPKIAPRADDE LSHQAEIAVEAAKLALASANVTADEIDAVIV SCAYTQRAYPAIAIEVQEALNIEGFGFDMLV ACSAATFGMHRAEYEMLSAKNATRVLVINPE LVSPQINYADRDSHFIFGDVATATVLELAET AKSEHVYDVLSTKALTKFSSNNIRSNFGYMTR AEDVDPYGPDKLHFHQAGRKFVKEVCPLAAA HIEAHLASHDITPEGVKRWLHLQANINMNT LICKRLLGRDADRTEAPIVLDEYANTASAGS VIAFGLNHEDLVAGDVGVLCSFGAGYSIGSL VIRKR
SEQ ID NO:240	FabH	>gi 410479651 ref YP_006767288.1 3-oxoacyl-(acyl-carrier-protein) synthase III [Leptospirillum ferriphilum ML-04]	MTPTMLNRSIILGTGSFAPANVLTNEDISRKV ETSDLWIRERTGIRERRIASSGESTSDLALEA GRNALRNAALSPADLDGIIVATATPDLTFPST ACLVQARLGIPGTFAFDVNAVCSGFMYALKI ADSMIRSGQCETLLVIGAEVMSRFVDWSDRS TCILFGDGAGAVVLGKSGSPQTGGVGTVTL HADGRYWDLIHVPGGGSRSPPVETEKPPGNA CTIRMGKSETFRMAVRSLEESVREVLKEEGI GVNELDWVVP HQANIRILEALSERLGIPLGH FVVNIDRYGNTSAASIPMALDEAVQDKRIQP GHRILLTAFGSGVTWGSGLVHWTQKAGGDR
SEQ ID NO:241	FabH	>gi 410617776 ref ZP_11328741.1 3-oxoacyl-[acyl-carrier-protein] synthase 3 protein 1 [Glaciicola polaris LMG 21857]	MNSRIIGTGSYYPSEVRTNADLSLMVDTSD WITDRTGIKERRIIGAETAASMGVEASKKA LEAAGIDAKSLDMIVCATTSGRYALPSTACEI QKALDIDGIPAFDVAAACAGYCYALSVADQ YIKSGMAKRILVVGTDCLSRMISPEDRTMVI LFGDAAGATIEASEEPGILSTHHAAGSYGD LLAIGNPTRGDEASIHENWGSMKGNEVFRV AVTKLSEVVEETLAANNMQKSDLDWLVP QANFRIIKATAKKLNMSLDQVVLTLERYGNT SAATVPTALDEAIRDGRIKRGQNLLLEAFGG GFAWASALVRY
SEQ ID NO:242	FabH	>gi 417318270 ref ZP_12104859.1 3-oxoacyl-(acyl carrier protein) synthase III [Listeria monocytogenes J1-220]	MDTSDEWIRTRTGIEERRIARDDEYTHDLAY EAAKVAIKNAGLTTPDDIDLFIIVATVTQEATFP SVANIIQDRLGAKNAAGMDVEAACAGFTFG VVTAAQFIKTGAYKNIVVVGADKLSKITNW DDRTTAVLFGDGAGAVVMGPVSDDHGLLSF DLGSDGSGGKYLNLNLDENKKIYMNGREVFRF AVRQMGEASLRVLERAGLEKEDLDLLIPHQ ANIRIMEASRERLNLPEEKLMTVHKYGNST SSSIALALVDAVEEGRIKDNDNVLLVGFGGG LTWGALIIRWGK

SEQ ID NO	Enzyme	FASTA Header	Protein Sequence - NCBI Database
SEQ ID NO:243	FabH	>gi 417747984 ref ZP_12396438.1 3-oxoacyl-(acyl-carrier-protein) synthase III [Mycobacterium avium subsp. paratuberculosis S397]	MKQIAATSGPTNIGLLSVGSYRQVRVTNDE LCQNIDSSDEWIYSRTGIKTRRFAARDESTAS MATEAGREAIKAGLEASDIDCVVATSTHF LQTPACGPAVAAALGATGVPAFDISAGCAGF GYALGVAADMVRGGTAGKVLVLGSEKLSP TVDMTDRSNCIFADGAAGVVVGETPTQGIG PTVWGS DGTQATAIRQDIDWMDYLD RPTGP RPFLRLEGSAVFRWAAFEMGKVGQQAMDA AGVRPDEIDVFLPHQANSRINEILAKSLELRP DAVIANDIEHTGNTSAASIPLAMA EVLATGA AKAGDLALLIGYGAGLSYAAQVVR LPPG
SEQ ID NO:244	FabH	>gi 422338672 ref ZP_16419632.1 3-oxoacyl-(acyl-carrier-protein) synthase III [Fusobacterium nucleatum subsp. polymorphum F0401]	MQSIGIKGIGYYVPENVFTNFD FEKIIDTSDE WIRTRTGIVERRFASKDQATSD LAREAAKA IENAKIKKEDVDMILATTT PDYIAQGAACIV QNKLG LTSIPCFDLNAACTGFIYGLEVA YSL VKSGLYKNVLVIGAETLSRIIDMQNRNTCVL FGDGAAAAIVGQVEEGYGFLGLSIGAEGEDD MILKVPAGGSKKPND EETIKNREN FVIMKGQ DVFKFAVSTLPKVTLD ALEKAKLDVNDLSM VFPHQANLRIIESAAKRMKFPLEKFYMNLSR YGNTSSASVGIALGEAVEKGLVKKGDNIALT GFGGGLTYGS AIIKWAY
SEQ ID NO:245	FabH	>gi 443491493 ref YP_007369640.1 3-oxoacyl-[acyl-carrier-protein] synthase III, FabH_1 [Mycobacterium liflandii 128FXT]	MEHRPECCCGCALAQMPSPPEESVPLPPTVG ILGTAAFVPPRVVTNNQAGASAGIDDAWIFA RTGIRTRRWADPEQATSDLA VQAAEQALAN TAINAGQLGAIIVSTSTPDQPQPPTAAFVQNA LHANSAYAFDTNAVCSGFLFAINTAHALAQ RDSIHVLVIGADVYSRILDPTDRKTVCLFGD GAGAVVVGPTTASSRHLRIVDTELHTFTQHI NLIGVPGGGS RQPLTTATLDAGQH YFHM DG RGVRDFVTTTVPEQVRKFLARHHLAVEDID HVVMHQANGRMLDEIYSLDLRNATCHQTI DRFGNTGSASIPITLHHAYPELHG NILCIGFG GGMAAGITLLAAASGSAGDVGAHK
SEQ ID NO:246	FabH	>gi 474659331 emb C CV14840.1 Beta-ketoacyl-acyl-carrier-protein synthase I [Mesorhizobium sp. STM 4661]	MHRVIISGLGVEIPEPSITNEELVASFNAWVD TENVRRQASGEAPLAKSDSAFIVHASGVQTR HVIEREGILDPTRMAPRIPARPD DALSLQAEF GASARKALDHAGLKPSDIDLVICSSSHQQR P YPAIAIEMQEALGTKGAGFDMGLGCSSAAA ALHMAVNLRSGAHKRVLVTTPEIITGHLNF RDRQTHFIFGDASVSMIVEGLAKGDKRPGRF EVLDTRIWTQMSNNIRTNLGYHTRTAQDDP YMINLEGNLIKQVG NKVFKEVTVAGHKFIVE FLAEHGLTPEAIRRFWLHQANARMNAMILK LSFGHEVGHDRAPMVLERLGNTAGAGAIIAL SENHADMKPGDFGLLCAFGAGYSIGGALLR ML

SEQ ID NO	Enzyme	FASTA Header	Protein Sequence - NCBI Database
SEQ ID NO:247	FabH	>gi 21224866 ref NP_630645.1 3-oxoacyl-ACP synthase [Streptomyces coelicolor A3(2)]	MHQGSRTAVGHYQPARILTNEFLAGMVDT SDEWIRSRVGI RTRRIAGPDEPVDEL AGHAA AKALASAGLTPADVDLVVATSTAI DRSPNT AARVAARLGIPGPAALDLNVVCAGFTHALA TADHAVRAGSASRALVVGADKMSEVVDWT DRTTCVLVGDGAGAAVVEACAPGEEP GIGP VLWGSVP EMGNAVRIEGTPPRFAQEGQSVY RWATTRLPAIARQACERSGLEPADLAAVVL HQNLRIVEPLAAKIGAVNAVVARDVVESG NTSAASIPLALS KLAERGEITT GDPALLFGFG GNLSYAGQVVRCP
SEQ ID NO:248	FabH	>gi 239623103 ref ZP_04666134.1 3-oxoacyl-[acyl-carrier-protein] synthase III [Clostridiales bacterium 1_7_47_FAA]	MTTRIIGTGSYVPEQIVTNNDLAQIVETNDE WIRSRTGIGERRIATTESTSYMAANAAMRAL EQSGVKPEEIDLILLGTSSPDYCFPNGACEVQ GMIGAVNAACYDISAACTGFVYALNTAHAFI SSGIYKTALVIGSDVLSKLIDWTD RGTCLVFG DGAGAVVVKADETGILGINMHSDG TKGNVL TCGSRTNGN FLLGKKPELGYMTMDGQEVFK FAVRKVPECIKQVLDDAGVAAA EVRYFVIH QANYRIIESIAKRLKVSVD CFPVNMEHYGNT SGASVPLLLDEINRKGMLES GDKIVFSGFGA GLTWGATLLEW
SEQ ID NO:249	FabH	>gi 254477647 ref ZP_05091033.1 3-oxoacyl-(acyl-carrier-protein) synthase III [Ruegeria sp. R11]	MTRRAVIAGIGHYLP ERIVENAEFEATLDTSD EWIRSRS GIERRHFAAEGETTSNMATKAAQN ALADAGMTADDIDAI VVATSTADLT FPSAAT MVQAQLG MTKGFAFDVQAVCAGFVYALSN ANALVASGQADKVLVIGAETFSKIMDWTDR STCVLFGDGAGALVLEAQEGAGTSDDR GIL ATDLNSDGRFKDLLYVDGGVSTQNTGHLRM QGNQVFRHAVEKLASTAHTSLERAGLGADD VDWIVPHQANIRIIQGTAKKMGLPMDKVVV TVQDHGNTSAASIPLALSVGKARGQIKQGD L IVTEAIGGGLAWGSVVLRW
SEQ ID NO:250	FabH	>gi 311113478 ref YP_003984700.1 3-oxoacyl-(acyl-carrier-protein) synthase III [Rothia dentocariosa ATCC 17931]	MTTLKQYENNRYSRILGYGASRGEVIVHNN DIVEAINSSDEWIKQRTGISTRHRASENQTVN DLAIAAAH DALANSHVTGEQIDAVIISTISHP YATPSLAVLVADAIGSRCPAYDISAACAGFC YGIAQADAMVRSGMAQNVLVIGVEKLSDFI DNTERSISFLLGDGAGAAVVSVSDEPGIAPTI WGSDGSRWGTVGMTHSLDIRNRDFV VNPV QEDEKIWP TLRQDGPSVFRWAVWEMAKVA QQALESAGITPDEL GALIPHQANARIIDQMA KTLKLPENVAIARDIADAGNTSAASVPLAAH RL LQEPELSGKFALQIGFGAGLAYAAQVV VLP

SEQ ID NO	Enzyme	FASTA Header	Protein Sequence - NCBI Database
SEQ ID NO:251	FabH	>gi 312793335 ref YP_004026258.1 3-oxoacyl-(acyl-carrier-protein) synthase iii [Caldicellulosiruptor kristjanssonii 177R1B]	MKQNVKILSTGRFVPEKILSNYDLEKMOVETS DEWITQRTGIKERRIVDGRSTTTDLAVQAAR NAMQKAGISPDEIDLIVIVATVTPEMFFPSTAC LVQKELKLKNAFAFDISAACSGFIYGMVAAT QFIQNGFCKTALVIGAEALSKITNWSRSTC VLFGDGAGAAILTASSEEGILGFELGSDGEN GLLLYCHAFGLSDLSYSQFKDMPNFRKIYM DGNEVYKFAVKIMPYAVEKVLEKVGLSSSDI DVFIPHQANIRIIESAAKRLKIPMEKVFNH KYGNTSAASIPIALDEAIEEGRIKKGDRIVLV GFGGGLTWASCAVKWI
SEQ ID NO:252	FabH	>gi 320449672 ref YP_004201768.1 3-oxoacyl-ACP synthase [Thermus scotoductus SA-01]	MSGILALGAYAPERVMKNEEFAYLDTSDE WIVTRTGIRERRIAAEDEYTSDLAFKAVEDL LGRHPGALEGVDGVIVATNTPDALFPDTAAL VQARFGIQGFAYDLLAGCPGWLYALAQHA MVEAGLARKVLVVGAEALSKIVDWDRAT AVLFGDAGGAADVVGKVSFGFRSFLGAD GTGAKELYHACVAPRLPDGTSMRNRLYM GREVFKFAVRVMNTATLEAIEKAGLTPEDIK VFVPHQANLRIIDAARERLGLPWVWVNV DRYGNTSTASIPALKEAVDEGREIREGDHVL LVSGAGLTWAAAVITWGA
SEQ ID NO:253	FabH	>gi 322421910 ref YP_004201133.1 3-oxoacyl-(acyl-carrier-protein) synthase III [Geobacter sp. M18]	MIRAEILGTGGFVPARVVPNAHFNYLVDDA DQWIHSRTGIRERRFASAEATSDLATNAAL LALENGVDVPLEIDCIIVSTSTPDMILPATA MVQKNIGAAKAFAFDMNAVCSFIYGMEVA DNLIRSGKYRKVLLIGADTYSKILDFDDKGS APLFGDGAGAVILGAGLSGKGILQSVMHSD GNGWELIQVPSSGSRKPVTAEISIAKENTFK MAGKSVFTFATDVIPRIISDLAERGGERAEDI DHIIPHQANVRIIDFISRKTGIPKEKFLNLDR YGNTAAASVGLALDENRRNGVIKSGELVLM MGFGGGLSWGGVLLKA
SEQ ID NO:254	FabH	>gi 325677042 ref ZP_08156713.1 3-oxoacyl-(acyl-carrier-protein) synthase III [Rhodococcus equi ATCC 33707]	MPAPIATATPAHAALLGLGVYRPRRVVPNS EIVDRIDSSDEWIRTRSGITARGWAEPDETIV SMSVAAARDALAAAGLVAEQIDAVVLATSS QMVLGPSAGAVVATELGMDTAAFDISAGC AGFCYALGNAASLVRAGQARHVLVIGVERL SDLLDPTDRTCAFIFADGAGAVVVGPSDSEG IGPVAWGSDGSQTKAIKQDKDFMQYFAEVA AAEAAGGSTERYIRMDGQAVFRWAITFLE KACRDALEKAGVTADDLDAFVPHQANSRIT DALIRTLGLPDSVAVARDIAESGNTSAASIPM AMEQLLRSGEARPGDTALLGFGAGLAYAG QVVQLPAIS

SEQ ID NO	Enzyme	FASTA Header	Protein Sequence - NCBI Database
SEQ ID NO:255	FabH	>gi 326203621 ref ZP_08193485.1 3-oxoacyl-(acyl-carrier-protein) synthase III [Clostridium papyrosolvens DSM 2782]	MIKSTKSVDGIIGTGSFVPEKVLTNNDLEKMOV DTSDEWIIKRTGISERRILDHDTPNYTMGIEA ANRALEDAGLKAEDIDLLILSTEAPDYMSPS MSCIIQGAIGAVNAIAFDLNAACTGFIYSLSV ARQFIANGVYRNALVIGCEGLSKIVDWKDR NTCILFGDASGAVVLGEVDEGYGILDSFLGS NGAEGMNITIPNLYLSEEEKAKRVNEKYNTL WMDGKEVFKFAVKAMSSATMHVLDNLNM DIKELDFIFPHQANTRIIDGAIKKLGITDDKIH YIINKYGNISSASIPVAMDEAKRDGKLKKG NMVLVAFGGGLTWGSMVAVKWSK
SEQ ID NO:256	FabH	>gi 332670773 ref YP_004453781.1 3-oxoacyl-(acyl-carrier-protein) synthase III [Cellulomonas fimi ATCC 484]	MTRPTLTQATGPAHSRILGIGGVRGERVVPN DDLVGPIIDSSDEWIRQRTGIVTRRRAGEGTD VLDLAEGAARAAIENAGLTGADIDAVILSTV TYFHQTPAGAAIIADRIGATPAAAYDISAACA GYCYGIGQADALVRAGAARHVLVIGAEKMS EFVDPTDRSISFLLGDGAGAVVIGPSDTPGIG PTVWGSDGAQAQAIRQTHSWLATRDEGAG WPTLRQEGQSVFKWAVWQMAPVAQKALD AAGVTADQIDAFVPHQANMRIIDQMIKQLKL PETVVVGRDIADTGNTSAASIPLATERLLREG QVSSGALALQIGFGAGLVYAAQVVVLP
SEQ ID NO:257	FabH	>gi 340361349 ref ZP_08683778.1 3-oxoacyl-[acyl-carrier-protein] synthase III [Neisseria macacae ATCC 33926]	MQYAKILGTGSYLPANRVSNDDLAKKVDTS DEWITTRTGIFRHIADGEKTSDLAAEASRR ALVAAGVTADEIDLIIIVATATPDMQFPSTATI VQQKLGIANGCAPFDVQAVCAGFMYALSTA NAYIKSGMAKKALVIGAEFTRIVDWNDRIT CVLFGDGAGAVVLGASDEAGIIHSLKADG NYLDLLNVPQGIANGQVCGSPYITMDGPGVF KFAVKMLAKIADEVISEAGYTPDQIDWLPH QANKRIIDSTAKHLGLDMEKVILTVQEHGNT SAASIPLALDVGIQNGQIKRGQNLLLEGIGGG FAWGAVLVKY
SEQ ID NO:258	FabH	>gi 345304635 ref YP_004826537.1 3-oxoacyl-ACP synthase III [Rhodothermus marinus SG0.5JP17-172]	MPYAAITAVGHFLPEDRLTNADLEKMVDTS DEWIRTRTGIRERRILRDPNKATSYMATEAA RECLRKRGMDPEDVELIIVATVTPDMFFPAT ACLVQANLGARNAWGFDLSAACSGFLFALS TAARFIESGKHKRVMVIGADKMSTITDYTDR KNCILFGDAAAVALLEPDPECGVIDSVEHCD GNNWELLCMLGGGSLNPPTHETVDRKMHY LHQEGRAVFKLAVEGMAQVAVEIMERNNLT ADDVRYLVPHQANLRIIDATARRMGLSPDK VMVNIDRYGNTTAATIPLCLYDWERQLRRG DNLILAFAFGGGFTWGAIYKWAYDGDKVA AAAEATAETSTENA

SEQ ID NO	Enzyme	FASTA Header	Protein Sequence - NCBI Database
SEQ ID NO:259	FabH	>gi 349685677 ref ZP_08896819.1 3-oxoacyl-[acyl-carrier-protein] synthase III [Gluconacetobacter oboediens 174Bp2]	MTAKRSLLSGFGGYLPERIVTNDELASRLDT SDEWIRGRTGIGQRHIAGENDTAVSMAAQA ARRALDYAGAAPDDVDHIVATSTPDQAFPS TAVRVQAE LGMTSGFGFDLAAACSGFIYALS MADSLIRSGQARSALVIGSEVYSRILDWSDR GTCVLF GDGAGAAFLTAAGPDDGDAGILST HLHSDGQYGDLLYVDGATGQHDP AHLRM QGRDVFRH AVGKLSASVDEALAANNLSHAD VNWLVP HQANLRIIDGVARKLALPAERVVV TVDRHANTS AASIPLALNEAVRDGRIRK GDL VLMEALGGGLTWGSALVRL
SEQ ID NO:260	FabH	>gi 352106212 ref ZP_08961263.1 3-oxoacyl-(acyl carrier protein) synthase III [Halomonas sp. HAL1]	MTHVVITGTGLYTPEHAIDNAALVAAFNAW VDGENEQHAEAIERGEREPLANSSSEFIEKAS GIKSRYVLDASGILDPQRM RP KLPQRSNDEP SLQCEMATEAAHQALAAAQVDAADIELVIV ACSNLERAYPAVA VE VQQT LTG TSGYGFDMN VACSSATFALETAANAIASGSVNRLV VNPE ICSAHLNFRDRDSHFIFGDACTAVVLENSAV AVADEQFEILGTRLVTKFSNAIRNNAGFLNR VTDS DPMALDKLFVQEGRRVFKEVCPMVAK LITDHLASLELNGSDLKRMWLHQANRHMN DLIARKVLGYDPSETQAPIILD RYANTSSAGS IIAFHLHREQFNQGDIGVICSFGAGYSAGSVV IRR V
SEQ ID NO:261	FabH	>gi 375098553 ref ZP_09744816.1 3-oxoacyl-(acyl-carrier-protein) synthase III [Saccharomonospora cyanea NA-134]	MSTQDARGVAVLAGLGGWLPPRVVDNDEL SRRLDTSDEWIRTRTGIAKRHV VHTGLSTVD MAVEAGRRALESAGPYGENVD AVVLATSTP DHVCPASAPQVAAELGLSGAAAFDVNAVCS GFVYALATASGLISGGVAKRVLLVGADAFT TLLDPDDR TTVPIFGDGAGAVVLREGSADEL GAVGPF DLHSDGELAELLIVPAGGSRRKKSE NASDHFLKMQGP AVFRHATARMASSSRAVL EKAGWTTSDVDRFVGHQANVRILTATAKNL GLPADSLVVNIGHTGNTSAASIPLAMVDAAV DGMLQP GDRVLVTA FGAGLTWGSTVLRWP ELACAPLP
SEQ ID NO:262	FabH	>gi 384154990 ref YP_005537805.1 3-oxoacyl-ACP synthase [Arcobacter butzleri ED-1]	MIYAAFRSIGAYIPPKIMSNADFEKIIDTSDE WITKRTGIKERRIANEGEASSDLGARAGELAI ERAGISKEEIDLVICATVTPDFLCMPSTACLIA AKLGLPNVMAFDVSAACTGFVYALNVAKA FIESGMKKNVLIVGA EKYSAILDYTDRTTCFL FGDGAGAAIISATNDKNESIIDINCSSDGNYE DLIKTPGGGSKNPCSQEVENKMACIKMKG NETFKLAVKTLTSDVKTMLEKHNL TNEDIN HFIPHQANYRII KAVGEALDLSDEKTVVTVD KYGNTSAASIPMAMNYAFEQGKIKAGDTILF DAFGGGLTWGSALFKFAPIKR

SEQ ID NO	Enzyme	FASTA Header	Protein Sequence - NCBI Database
SEQ ID NO:263	FabH	>gi 385331603 ref YP_005885554.1 3-oxoacyl-ACP synthase [Marinobacter adhaerens HP15]	MIKAVISGTGLYTPPATISNDELVEAFNQYVE LFNAENADAIASGDVTPLPQSSSSFIEKASGIK RRHVIDKDGILDPNRMKPYIPDRSNEEPSVQ CDMAVTACREALEQAGKSAEDVDAVIVACS NLQRAYPAVSIEVQEALGIDGFAYDMNVAC SSATFGLQAAVNSVENGSARAVLVVSPEICS GHLNFRDRDSSHIFIGDACTAILVEREEDTRE GQGFEILGTSLKTKFSNNIRNNFGFLNRADES GVGKPKDLFVQQGRKVFKEVSPLVAETIQK QLQSLSLAPDDLRRMWLHQANLNMNQLIAR KVLGRDATEEEAPVILDEYANTSSAGSIIAFH KNKDDLVSGLDGVICSFGAGYSIGSVVRRR
SEQ ID NO:264	FabH	>gi 400755130 ref YP_006563498.1 3-oxoacyl-[acyl-carrier-protein] synthase 3 [Phaeobacter gallaeciensis 2.10]	MFTPAITGTGVFTPSQTITNAELVAAFNAYA DKTNAENAKAIAAGEMEPLAHSSEEFILKAS GIEQRYVMDKSGVLDPEVMHPLLRRQRGDDE PSIMAEMALDAAKKALAQAGKTAADVDTVI CAASNMERAYPALAIEIQDLLGIKGFADMN VACSSATFGIQAADMVRS GSIRSALVVNPEI CSGHLEWRDRDCHFIFGDVATATLIERSEDA TGAYFEILSTRCATSFSNNIRNNNGYLRRSRP DGVEDRRDMQFMQNGRKVFKEVLPVMSQH IAEHMEAEGVSNTDLKRLWLHQANKTMND FIGKKVLGRTPAGEQPNILQDYANTSSAGSI IAFSKYSDDL SAGDLGLICSFGAGYSVGSVIL RRVA
SEQ ID NO:265	FabH	>gi 423197564 ref ZP_17184147.1 hypothetical protein HMPREF1171_02179 [Aeromonas hydrophila SSU]	MTSIVISGSGLYTPPFAVSNEALVAAFNQYV DLYNEENASAI DAGQLPAKQHSSEFIEKAS GIKSRYLVSKEGVLDPDIMQPLLAERPDDKP SIMVEMAVAAAEQALIAAGREPGEIDL VIVA ASNMPRPYPALSIELQHYLGASGMAFDMNV ACSSATFGIKTAADMLAAGSARLALVVNPEI CSGHLNFRDRDSSHIFIGDACTAVLLEREADC QVANPWQLVASKLVTQYSNNIRNNFGFLNR LSPRTRYGDDKLFRQQGRKVFKEVLPLVCD QIAGQLDEQGWAADSL SRLWLHQANLTMN QFIARKLLGHDASQQEAPVILDSYGNTSSAG SIIAFHLYNRDLPAGARGVLC SFGAGYSIGSL LLRRL

SEQ ID NO	Enzyme	FASTA Header	Protein Sequence - NCBI Database
SEQ ID NO:266	FabH	>gi 424853848 ref ZP_18278206.1 3-oxoacyl-[acyl-carrier-protein] synthase [Rhodococcus opacus PD630]	MGKQIATVAGGRQSALLGLGVYRPERVVVN DEICELIDSNDEWIQSRSGIRNRRFAAEDENV VTMSIAAGRKAIEASGIDPEQIGCVIVATSTY LLTPPAAAVVADALGTNGPGAFDLGGGCA GFCTALTVASDLVRGGSVDYALVVGVEKMS ITTDPTDRSTRFIFGDGAGAVVVGKSDVAGI GPVEWGS DGAQADAIVQDLWDWY EYITTPGA TRPYIKMAGTAVFRWAAFEMGKVALRAVE KAGMSVDDLD AFVPHQANSRIT EVIARSMK LPENVPVSDDIAESGNTS AASVPLAMEEMLQ SGATKPGDTALLLAFGAGLSYAAQVVTMPV LAKD
SEQ ID NO:267	FabH	>gi 441509582 ref ZP_20991498.1 3-oxoacyl-[acyl-carrier-protein] synthase III [Gordonia aichiensis NBRC 108223]	MSVIAANTGHQNVAMLGIGAYRPQRLVSND EVCEVLDSSEWIFERSGVRNRRWISGDESA RSMAAAAAERAIENSGIAKEKIGALILATNS WKTKIPHGGPIVAYDIGLNGIPAYDIAAGCG GFGYALGVAADTVRAGSAEYVLVVG VETM SVVMEPTDRNTAFIFGDGAGAVVVG PSEAN GISPTVWGS DGENAE AIGQNYDIPEYMDRAQ EYQHKDPETDPVGRMVVTMQGPRVFRWAA ITLPKALTSVIERSGISADDIEVFVPHQANARI NELMKKNLGF PDDMPMANDIENTGNTS AAS IPLAMEEMLATGKAKGGQTALLLGFGAGLS YAGAVVTLP PPKVSSFD DLG
SEQ ID NO:268	FabH	>gi 479875377 gb EN U26638.1 hypothetical protein F992_02187 [Acinetobacter sp. NIPH 236]	MGIRITGTGLFHPTESISNEELVESLNAYVEQ FNQENAEQIAAGEIEALRGSSPEFIEKASGIQR RYVVEKSGILDPKRLRPLQERSNDELSLQA EWGVIAAKQAMENAGVTAEDIDVVILACSN MQRAYPAVAIEIQSALGIQGYAYDMNVACS AATFGLKQAYDAVKCGARRVLLNVEITSG HLDYRTRDAHFI FGDVATASIIETETKSGYE ILDIHLFTQFSNNIRN NFGFLNRSEDAVVDDK LFRQDGRKVFKEVCPLVAKIITAQLEKLELTP EQVKRFWLHQANANMNELILKL VVGKEAD LERAPIILDEFANTSSAGVIIAMHRTGEQVNN GEYAVISSFGAGYSVGSII VQKHIA
SEQ ID NO:269	PaFabG	>gi 15598163 ref NP_251657.1 3-ketoacyl-ACP reductase [Pseudomonas aeruginosa PAO1]	MSLQGGKVALVTGASRGIGQAI ALELGR LGA VVIGTATSASGA EKIAETLKANGVEGAGLVL DVSSDESVAATLEHIQQHLGQPLIVVNNAGI TRDNLLVRMKDDEWFDVVNTNLNSLYRLS KAVLRGMTKARWGRINIGSVVGAMGNAG QTNYAAAKAGLEGFTRALAREVGSRAITVN AVAPGFIDTDMTRELPEAQREALLGQIPLGR LGQAEEIAKVVGF L ASDGAAYVTGATVPVN GGMYMS

SEQ ID NO	Enzyme	FASTA Header	Protein Sequence - NCBI Database
SEQ ID NO:270	fabG	>gi 150963085 gb ABR85110.1 3-oxoacyl-(acyl-carrier-protein) reductase [Pseudomonas aeruginosa PA7]	MSLQGGKVALVTGASRGIGQAI ALELGR LGA VVIGTATSASGA EKIAETLKANGVEGAGLVL DVSSDESVAATLEHIQQHLGQPLIVVNNAGI TRDNLLVRMKDDEWFDVVNTNLNSLYRLS KAVLRGMTKARWGRINIGSVVGAMGNAG QTNYAAAKAGLEGFTRALAREVGSRAITVN AVAPGFIDTDMTRELPEAQREALLAQIPLGR LGQAEEIAKVVGFLASDGAAYVTGATVPVN GGMYMS
SEQ ID NO:271	hbd	>gi 20162442 gb AAM14586.1 AF494018_5 3-hydroxybutyryl-CoA dehydrogenase [Clostridium beijerinckii]	MKKIFVLGAGTMGAGIVQAF AQKGCEVIVR DIKEEFVDRGIAGITKGLEKQVAKGKMSEED KEAILSRSIGTTDMKLAADCDLVVEAAIENM KIKKEIFAELDGICKPEAILASNTSSLSITEVAS ATKRPDKVIGMHFFNPAPVMKLVEIHKGIATS QETFD AVKELSV AIGKEPVEVAEAPGFVVNG ILIPMINEASFILQEGIASVEDIDTAMKYGAN HPMGPLALGDLIGLDVCLAIMDVLFTETGDN KYRASSILRKYVRAGWLGRKSGKGFYDYSK
SEQ ID NO:272	crt	>gi:1706153 P52046 CRT_CLOAB 3-hydroxybutyryl-CoA dehydratase Clostridium acetobutylicum	MELNNVILEKEGKVAVVTINRPKALNALNS DTLKEMDYVIGEIE NDSEVLAVILT GAGEK SFVAGADISEMKEMNTIEGRKFGILGNKVFR RLELLEKPVIAAVNGFALGGGCEIAMSCD IRIASSNARFGQPEVGLGITPGFGGTQRLSRL VGMGMAKQLIFTAQNIKADEALRIGLVN KVVEPSELMNTAKEIANKIVSNAPVAVKLSK QAINRGMQCDIDTALAFESEAFGEFCFSTE DQKDAMTAFIEKRKIEGFKNR
SEQ ID NO:273	ech	>gi 74484320 gb ABA10805.1 enoyl CoA hydratase [Pseudomonas putida]	MSDTEVPVLA EVRNRVGH LALNRPVGLNAL TLQMIRITWRQLHAWESDPEIVAVVLRANGE KAF CAGGDIRSLYDSYQAGDDLHHVFLEEK YSLDQYIHGYPKPIVALMDG FVLGGGMGLV QGTALRVVTERVKMGMPETSIGYFPDVGGG YFLPRLPGELGLYLGITGIQIRAADALYARLA DWCLPSERISEFDRRLDQISWGYAPREILAGL LSSLASNRL LG AELKSLHPAIDEHFTQPDLSA IRASLQAERRPEYQDWA EQTVELLNNRSPLA MSATLKLRLGR TSLANCFEELHLERQWF AKGDLIEGVRALLIDKDKTPRWNPTLEQLD TNRVNEFFDGFQPAT

SEQ ID NO	Enzyme	FASTA Header	Protein Sequence - NCBI Database
SEQ ID NO:274	ech2	>gi 162287198 ref NP_077368.2 peroxisomal multifunctional enzyme type 2 [Rattus norvegicus]	MASPLRFDGRVVLVTGAGGGGLGRAYALAF ERGalVVVNDLGGDFKGVGKGSSAADKVV EEIRRRGGKAVANYDSVEAGEKLVKTALDT FGRIDVVVNNAGILRDRSFSRISDEDWDIIQR VHLRGSFQVTRAAWDHMKKQNYGRIIMTAS ASGIYGNFGQANYSAAKLGLLGLANTLVIEG RKNNIHCNTIAPNAGSRMTETVMPEDLVEAL KPEYVAPLVWLCHESCEENGGLFEVGAGW IGKLRWERTLGAIVRKRNPMTPEAVRDNW VKICDFSNASKPKSIQESTGGIIEVLHKIDSEGI SQNHTGQVASADASGFAGVVGHKLPSFSSS YTELQCMYALGVGASVKNPKDLKFVYEGS ADFSCLPFTGVIVAQKSLMSGGLAEVPGLSIN FAKVLHGEQYLELYKPLPRSGELKCEAVIAD ILDKGSGIVIVMDVYSYSGKELICYNQFSVFV VGSGGFGGKRTSEKLKAAVAVPSRPPDAVL RDTTSLNQAALYRLSGDSNPLHIDPSFASIAG FEKPILHGLCTFGFSARHVLQQFADNDVSRF KAIKVRFAKPVYPGQTLQTEMWKEGNRIHF QTKVQETGDIVISNAYVDLVPTSGVSAQTPS EGGALQSALVFGEIGRRLKDVGREVVKKVN AVFEWHITKNGNVAAKWTIDLKNGSGEVYQ GPAKGSADTTITISDEDFMEVVLGKLNPNQNA FFSGRLKARGNIMLSQKLQMILKDYAKL
SEQ ID NO:275	ter	>gi 488758537 ref WP_002681770.1 trans- 2-enoyl-CoA reductase [Treponema denticola]	MIVKPMVRNNICLNAHPQGCKKGVEDQIEY TKKRITAEVKAGAKAPKNVLVLGCSNGYGL ASRITAAFYGGAATIGVSFEKAGSETKYGTP GWYNNLAFDEAAKREGLYSVTIDGDAFSDEI KAQVIEEAKKKGIKFDLIVYSLASPVRTDPDT GIMHKSVLKPFGKTFTGKTVDPTGELKEISA EPANDEEAAATVKVMGGEDWERWIKQLSK EGLLEEGCITLAYSIGPEATQALYRKGTIGK AKEHLEATAHRLNKENPSIRAFVSVNKGGLVT RASAVIPVIPLYLASLFKVMKEKGNHEGCIE QITRLYAERLYRKDGTIPVDEENRIRIDDWEL EEDVQKAVSALMEKVTGENAESLTDLAGYR HDFLASNGFDVEGINYEAEVERFDRI

SEQ ID NO	Enzyme	FASTA Header	Protein Sequence - NCBI Database
SEQ ID NO:276	ccr	>gi 81309006 sp Q53865.1 CCR_STRCU RecName: Full=Crotonyl-CoA reductase	MTVKDILDIAIQSKDATSADFAALQLPESYRA ITVHKDETEMFAGLETRDKDPRKSIHLDEVP VPELGPGEALVAVMASSVNYNSVWTSIFEPV STFAFLERYGKLSPLTKRHDLPHYHIIGSDLAG VVLRTGPGVNAWQPGDEVVAHCLSVELESP DGHDDTMLDPEQRIWGFETNFGGLAEIALV KTNQLMPKPKHLTWEEAAPGLVNSTAYRQ LVS RNGAAMKQGD NVLIWGASGGLGSYAT QFALAGGANPICVVSSPQKAEICRSMGAEAI DRNAEGYKFWKDEHTQDPKEWKRF GKRIRE LTGGEDIDIVFEHPGRETFGASVYVTRKGGTI TTCASTSGYMHEYDNRYLWMSLKRIGSHF ANYREAYEANRLIAKGKIHPTLSKTY SLEET GQAAYDVHRNLHQKVGVLCLAPEEGLGV RDAEMRAQHIDAINRFRNV
	Thioesterases		
SEQ ID NO:277	tesA	>gi 16128478 ref NP_415027.1 multifunctional acyl-CoA thioesterase I and protease I and lysophospholipase L1 [Escherichia coli str. K-12 substr. MG1655]	MMNFNNVFRWHL PFLVL LTFRAAAADTL LILGDSLSAGYRMSASAAWPALLNDKWQSK TSVVNASISGDT SQQLARLPALLKQHQP RW VLVELGGNDGLRGFQPQQTEQTLRQILQDV KAANAEP LLMQIRLPANYGRRYNEAFSAIYP KLAKEFDVPLL PFFMEEVYLKPQWMQDDGI HPNRDAQPFIADWMAKQLQPLVNHDS
SEQ ID NO:278	'tesA	acyl-CoA thioesterase I, cytosolic form	AADTLLILGDSLSAGYRMSASAAWPALLND KWQSKTSVVNASISGDT SQQLARLPALLK QHQP RWVLVELGGNDGLRGFQPQQTEQTLR QILQDVKAANAEP LLMQIRLPANYGRRYNE AFSAIYPKLAKEFDVPLL PFFMEEVYLKPQW MQDDGIHPNRDAQPFIADWMAKQLQPLVN HDS
SEQ ID NO:279	tesB	>gi 16128437 ref NP_414986.1 acyl-CoA thioesterase II [Escherichia coli str. K-12 substr. MG1655]	MSQALKNLLTLLNLEKIEEGLFRGQSEDLGL RQVFGGQVVGQALYAAKETVPEERLVHSFH SYFLRPGDSKKPIIYDVETLRDGN SFSARRVA AIQNGKPIFYMTASFQAPEAGFEHQKTMP SA PAPDGLPSETQIAQSLAHL LPPVLKDKFICDR PLEVRPVEFHNPLKGHVAEPHRQVWIRANG SVPDDL RVHQYLLGYASDLNFLPVALQPHGI GFLEPGIQIATIDHSMWFHRPFNLNEWLLYS VESTSASSARGFVRGEFYTQDGV LVASTVQE GVMRNHN
SEQ ID NO:280	yciA	>gi 16129214 ref NP_415769.1 acyl-CoA esterase [Escherichia coli str. K-12 substr. MG1655]	MSTTHNVPQGDLVLR TLAMPADTNANGDIF GGWLMSQMDIGGAILAKEIAHGRVVTVRVE GMTFLRPVAVGDV VCCYARCVQKGTTSVSI NIEVWVKKVASEPIGQRYKATEALFKYVAV DPEGKPRALPVE

SEQ ID NO	Enzyme	FASTA Header	Protein Sequence - NCBI Database
SEQ ID NO:281	ybgC	>gi 16128711 ref NP_415264.1 acyl-CoA thioesterase, involved in phospholipid metabolism [Escherichia coli str. K-12 substr. MG1655]	MNTTLFRWPVRVYYEDTDAGGVVYHASVY AFYERARTEMLRHHHFSQQALMAERVAFVV RKMTVEYYAPARLDDMLEIQTEITSMRGTS L VFTQRIVNAENTLLNEAEVLVVCVDPLKMK PRALPKSIVAEFKQ
SEQ ID NO:282	ybfF	>gi 16128662 ref NP_415212.1 acyl-CoA esterase [Escherichia coli str. K-12 substr. MG1655]	MKLNIRAQTAQNQHNNSPIVLVHGLFGSLD NLGV LARDLVNDHNIQVDMRNHGLSPRDP VMNYPAMAQDLVDTLDAQQIDKATFIGHSM GGKAVMAL TALASDRIDKLVAIDIAPVDYH VRRHDEIFA AINAVSESDAQTRQQA AAIMRQ HLNEEGVIQFLLKSFVDGEWRFNVPVLWDQ YPHIVGWEKIPAWDHPALFIPGGNSPYVSEQ YRDDLLAQFPQARAHVIAGAGHWVHAEKP DAVLRAIRRYLND
SEQ ID NO:283	fadM	>gi 16128428 ref NP_414977.1 long-chain acyl-CoA thioesterase III [Escherichia coli str. K-12 substr. MG1655]	MQTQIKVRGYHLDVYQHVNNARYLEFLEE A RWDGLENSDSFQWMTAHNIAFVVVNININ Y RRPVLSDLLTITSQLQQLNGKSGILSQVITL EPEGQVVADALITFVCIDLKTQKALALEGEL REKLEQMVK
SEQ ID NO:284	AtTE	>gi 227217220 gb EEI82564.1 Acyl-ACP thioesterase [Anaerococcus tetradius ATCC 35098]	MKFKKKFKIGRMHVDPFNYISMRYLVALMN EVAFDQAEILEKIDMKNLRWIYSWDIQIEN NIRLGEEIEITTIPTHMDKFYAYRDFIVESRGN ILARAKATFLLMDITRLRPIKIPQNLSLAYGK ENPIFDIYDMEIRNDLAFIRDIQLRRADLDNN FHINNAVYFDLIKETVDIYDKDISYIKLIYRNE IRDKKQIQAFARREDKSIDFALRGEDGRDYC LGKIKTNV
SEQ ID NO:285	CpTE	>gi 1215718 gb AAC49179.1 thioesterase [Cuphea palustris]	MVAAAASSACFPVPSPGASPKPGKLGWSSS LSPSLKPKSIPNGGFQVKANASAPKANGSA VTLKSGSLNTQEDTLSSPPPPRAFFNQLPDWS MLLTAITTVFVAPEKRWTMFDKRSKRPNML MDSFGLERVVQDGLVFRQSFSIRSIEICADR TASIEVMNHVQETSLNQCKSIGLLDDGFR SPEMCKRDLIWVVTMIMVNRYPTWGD TI EVSTWLSQSGKIGMGRDWLISDCNTGEILVR ATSVYAMMNQKTRRFSKLPHEVRQEFAPHF LDSPPAIEDNDGKLQKFDVKTGDSIRKGLTP GWYDLVDVNQHVSNNKYIGWILESMPT EVLE TQELCSLTLEYRRECGRDSVLESVT SMDPSK VGDRFQYRHLLRLEDGADIMKGRTE WRPKN AGTNGAISTGKT

SEQ ID NO	Enzyme	FASTA Header	Protein Sequence - NCBI Database
SEQ ID NO:286	CperfTE	>gi 110673483 gb ABG82470.1 acyl-ACP thioesterase family protein [Clostridium perfringens ATCC 13124]	MGKAYEKVYEVTYGETDGRKDCRITSMMN FFSDCCLSQEEKNSMNYADNSSETTWVFFD YEIIVNRYPRYREKIKVKTYVESIRKFYSNRV FEAYDMDGALVARADVLAFLINKKTRRPAR ISDEEYEIHGLSKESSKLLRKKLNFEKFDKED LEMNFHIRYLDIDLNMHVSNIKYVEWILETV PVDIVLNYKMKKIKIKFEKEITYGHNVIKSKI IKGEDEVKVLHKVENEEGESITLAETYWY
SEQ ID NO:287	LpTE	>gi 28270407 emb CAD63310.1 oleoyl-[acyl-carrier protein] thioesterase (putative) [Lactobacillus plantarum WCFS1]	MATLGANASLYSEQHRITYYECDRTGRATL TTLIDIAVLASEDQSDALGLTTEMVQSHGVG WVVTQY AIDITRMPRQDEVVTIAVRGSAYN PYFAYREFWIRDADGQQLAYITSIWVMMSQ TTRRIVKILPELVAPYQSEVVKRIPRLRPISF EATDTTTTKPYHVRFFDIDPNRHVNNAHYFD WLVDTLPATFLLQHDLVHVDVRYENEVKY GQVTAHANILPSEVADQVTTSHLIEVDDEK CCEVTIQWRTLPEPIQ
SEQ ID NO:288	PA2801TE	>gi 15597997 ref NP_251491.1 hypothetical protein PA2801 [Pseudomonas aeruginosa PAO1]	MADRQLLHTAHIPVRWGDMDSYGHVNNTL YFQYLEEARVAWFETLGIDLEGAAEGPVVL QSLHTYLKPVVHPATVVVELYAGRLGTSSL VLEHRLHTLEDPPQGTYGEGHCKLVWVRHAE NRSTPVPDSIRAAIA

SEQ ID NO	Enzyme	FASTA Header	Protein Sequence - NCBI Database
	Wax ester synthases		
SEQ ID NO:289	Maq1	>gi 120553111 ref YP_957462.1 hypothetical protein Maqu_0168 [Marinobacter aquaeolei VT8]	MTPLNPTDQLFLWLEKRQQPMHVGGGLQLFS FPEGAPDDYVAQLADQLRQKTEVTAPFNQR LSYRLGQPVWVEDEHLDLEHHFRFEALPTPG RIRELLSFVSAEHSMLMDRERPMWEVHLIEG LKDRQFALYTKVHHS�VDGVSAMRMATRM LSENPDEHGMPPIWDLPCLSRDRGESDGHSL WRSVTHLLGLSGRQLGTIPTVAKELLKTINQ ARKDPAYDSIFHAPRCMLNQKITGSRRFAAQ SWCLKRIRAVCEAYGTTVNDVVTAMCAAA LRTYLMNQDALPEKPLVAFVPVSLRRDDSSG GNQVGVLASLHTDVQEAGERLLKIHGME EAKQRYRHMSPEEIVNYTALTAPAAFHLLT GLAPKWQTFNVVISNVPGPSRPLYWNGAKL EGMYPVSIDMDRLALNMTLTSYNDQVEFGL IGCRRTLPSLQRM LDYLEQGLAELELNAGL
SEQ ID NO:290	Pcry1	>gi 93005078 ref YP_579515.1 hypothetical protein Pcryo_0247 [Psychrobacter cryohalolentis K5]	MRLTAVDQLFLLLESRKQPMHVGGGLFLFEL PEDADISFVHQLVKQMQDSHVPTFPFNQVL EHMVFWKKDKNFDVEHHLHHVALPKPARV RELLMYVSREHGRLDRAMPLWECHVIEGI QPESEGSPERFALYFKIHHS�VDGIAAMRLV KKSLSQSPNEPVTLPWLSMARHRNQIDAILP KERSALRILKEQVSTIKPVFTELLDNFKNYND DSYVSTFDAPRSILNRRISASRRIAAQSYDIKR FNDIAERINISKNDVVLAVCAGAIRRYLISMD ALPSKPLIAFVPM SLRTDDSVAGNQLSFVLA NLGTHLDDPLSRIKLIHRSMNNGKRRFRMN QAQVINYSVVSYA WEGINLATGLFPKKQAF NLIISNVP GSEKSLY WNGARLQSLYPASIVFN GQAMNITLASYLDKIEFGITACSKALPHVQD MLMLIEEELQ LLEKVSKELEFNGITVEDKSG YKGN GKTKKLAP
SEQ ID NO:291	Rjos1	>gi 111018600 ref YP_701572.1 hypothetical protein RHA1_ro01601 [Rhodococcus jostii RHA1]	MPVTDSIFLLGESREHPMHVGSLELFTPPEDA GPDYVKSMHETLLEHTDVP AFRKKPAGPV GSLGNLWWADESDVDLEYHVRHSALPAPY RVRELLTLTSRLHGTL LDRHRPLWEMYLIEG LSDGRFAIYTKLHHS�MDGVSGRLRLMRTLS TDPDVRDAPPPWNLPRRASANGAAPAPDLW SVMNGVRRTVGEVAGLAPASLRIARTAMGQ HDMRFPYEAPRTMLNVPIGGARRFAAQSWP LERVHAVRKVAGVSVNDVVMAMCAGALR GYLEEQNALPDEPLIAMVPVSLRDEQQADA GGNAVGVTL CNLATDVDDPAERLTAISASM SQGKELFGSLTSMQALAWSAVNMSPIALTPV PGFVVRFTPPPFNVISNVPGRKTM YWNGSRL DGIYPTSVVLDGQALNITLTNGGNLDFGVI GCRRSVPSLQRILFYLETALGELEAALL

SEQ ID NO	Enzyme	FASTA Header	Protein Sequence - NCBI Database
SEQ ID NO:292	Abork1	>gi 110835603 ref YP_694462.1 acyltransferase [Alcanivorax borkumensis SK2]	MKALSPVDQLFLWLEKRQQPMHVGGLQLFS FPEGAGPKYVSELAQQMRDYCHPVAPFNQR LTRRLGQYYWTRDKQFDIDHHRHEALPKP GRIRELLSLVSAEHSNLLDRERPMWEAHLIE GIRGRQFALYYKIHHSVMDGISAMRIASKTL STDPSEREMAPAWAFNTKKRSRSLPSNPVD MASSMARLTASISKQAATVPGLAREVYKVT QKAKKDENVYSIFQAPDTILNNTITGSRRFAA QSFPLPRLKVIKAYNCTINTVVLSCGHAL REYLISQHALPDEPLIAMVPMSLRQDDSTGG NQIGMILANLGTHICDPANRLRVIHDSVEEA KSRFSQMSPEEILNFTALTMAPTGLNLLTGL APKWRAFNVVISNIPGPKEPLYWNGAQLQG VYPVSIALDRIALNITLTSYVDQMEFGLIACR RTLPSMQRLLDYLEQSIREEIGAGIK
Miscellaneous			
SEQ ID NO:293	prpE	>gi 16759349 ref NP_454966.1 propionyl-CoA synthetase [Salmonella enterica subsp. enterica serovar Typhi str. CT18]	MSFSEFYQRSINEPEAFWAEQARRIDWRQPF TQTLDSRPPFARWFCGGTTNLCHNAVDRW RDKQPEALALIAVSSETDEERTFTFSQLHDEV NAAAMLSSLGVRGDRVLVYMPMIAEAQI TLLACARIGAIHSVVFGGFASHSVAARIDDA RPALIVSADAGARGGKILPYKKLLDDAIAQA QHQPKHVLLVDRGLAKMSWVDGRDLDFST LRQQYLGASVPVWLESNETSCILYTS GTTG KPKGVRDVG GY AVALATSM DTFGGKAG GVFFC ASDIGWVVGHSYIVYAPLLAGMATIV YEGLP TYPDCGVW WKIVEKYQVNRMFSAPT AIRVLKKFPTAQIRNHDLSSEALY LAGEPLD EPTASWVTETLGVPVIDNYWQTESGW PIMA LARALDDRPSRLGSPGVPMYGYNVQLLNEV TGEPCGINEKGMLVIEGPLPPGCIQTIWGDDA RFVKTYWSLFNRQVYATFDWGIRDAEGYYF ILGRTDDVINIAGHRLGTREIEESISGYPNVAE VAVVGIKDALKGQVAVAFVIPKQSDTLADR EAARDEEKAIMALVDNQIGHFGRPAHVWFV SQLPKTRSGKMLRRTIQAICEGRDPGDLTTID DPASLQQIRQAIEE

SEQ ID NO	Enzyme	FASTA Header	Protein Sequence - NCBI Database
SEQ ID NO:294	phaA	>gi 77464320 ref YP_353824.1 acetyl-CoA acetyltransferase [Rhodobacter sphaeroides 2.4.1]	MVIVSAARTAVGSFNGAFASTPAHDLGAAVI EAVVARAGIDKADVSETILGQVLTAGQGGN PARQAHIKAGLPQESAAWSINQVCGSGLRA VALAAQHVLGDASIVVAGGQENMSLSPHV AHLRAGQKMGDLSFIDSMIKDGLWDAFNGY HMGQTAENVAAKWQISRDMQDEFASQN KAEAAQKAGRFADIVPFVIKTRKGDVTVD ADEYIRHGATLDAMAKLRPAFIKDGTVTAA NASGINDGAAAVLVMSAEAEKRGSLPLARI ASYATAGLDPSIMGVGPIHASRKALEKAGW KVGDLDLVEANEAFAAQACAVNKDMGWD PSIVNVNGGAIAIGHPIGASGARVLNTLLFEM QRRNAKKGLATLCIGGGMGVAMCLERP
SEQ ID NO:295	phaB	>gi 77464321 ref YP_353825.1 3-oxoacyl-ACP reductase [Rhodobacter sphaeroides 2.4.1]	MSKVALVTGGSRGIGAAISVALKNAGYTV ANYAGNDEAARKFTEETGIKTYKWSVADYD ACAAGIAQVEAELGPVAVLVNNAAGITRDSM FHKMTRDQWKEVIDTNLSGLFNMTHPVWS GMRDRKFGRINIISINGQKQGAGQANYSA KAGDLGFTKALAQEGARAGITVNAICPGYIA TEMVMAVPEKVRRESIIAQIPTGRLGEPEE IAR CVVFLASDDAGFVTGSTITANGGQYFV
SEQ ID NO:296	phaC	>gi 28916412 gb AAO59383.1 PHA synthase 1 [Pseudomonas stutzeri]	MSDKNNEDLKRQASENTLGLNPVIGIRGKDL LTSARMVLAQALKQPFHSAKHVAHFGLLEK NVVFGQSELKPEDGDRRFADPAWSQNPLYR RYLQTYLAWRKELHDWIEHSSLSEQDASRG HFVINLMTEAMAPSNSMANPAAVKRFFETG GKSLLDGMShLAKDMINNGGMPSQVNMAA FEVGKNLATTEGAVVFRNDVLELIQYKPITE SVHERPLLVPVPPQINKFYVFDLSPDKSLARFL LRSQVQTFVVSWRNPTKAQREWGLSTYIAA LKEAIEVICAITGSKDVNMLGACSGGLTTAS LLGHYAALGEQKVHALTLLVSVLDTQLDTQ VALFADEKTLEAAKRRSYQAGVLEGSDMAK VFAWMRPNDLIWNYWVNNYLLGNEPPVFDI LYWNNDTTRLPAALHGEFIEMFQTNPLTRPG ALEVCGTPIDLKQVTCDFFCVAGTTDHTPW DSCYKSAHLFGGKCEVLSNSGHIQSILNPPG NPKARYMTNSEMPADPKAWQESSTKHADS WWLHWQSWLAERSGKTKNAPTALGNKKFP AGEAAPGTYVHER

SEQ ID NO	Enzyme	FASTA Header	Protein Sequence - NCBI Database
SEQ ID NO:297	phaC	>gi 151442 gb AAA25932.1 PHA-polymerase 1 [Pseudomonas oleovorans]	MSNKNDELQRQASENTLGLNPVIGIRRKDL LSSARTVLRQAVRQPLHSAKHVAHFGLLEK NVLLGKSSLAPESDDRRFNDPAWSNNPLYR RYLQTYLAWRKELQDWIGNSDLSPODISRG QFVINLMTEAMAPTNTLSNPAAVKRFFETGG KSLLDGLSNLAKDLVNNGGMPSQVNMDAF EVGKNLGTSEGAVVYRNDVLELIQYKPITEQ VHARPLLVPVPPQINKFYVFDLSPEKSLARYC LRSQQQTFIISWRNPTKAQREWGLSTYIDAL KEAVDAVLAITGSKDLNMLGACSGGITCTAL VGHYAALGENKVNALTLVSVLDTTMDNQ VALFVDEQTLAAKRHSYQAGVLEGSEMAK VFAWMRPNDLIWNYWVNNYLLGNEPPVFDI LFWNNDTTRLPAAFHGDLIEMFKSNPLTRPD ALEVCGTPIDLKQVKCDIYSLAGTNDHITPW QSCYRSAHLFGGKIEFVLSNSGHIQSILNPPG NPKARFMTGADRPDPVAVQENATKHADS WWLHWQSWLGERAGELEKAPTRLGNRAYA AGEASPGTYVHER
SEQ ID NO:298	phaC	>gi 9951348 gb AAG08441.1 AE004919_2 poly(3-hydroxyalkanoic acid) synthase 1 [Pseudomonas aeruginosa PAO1]	MSQKNNNELPKQAAENTLNLNPVIGIRGKDL LTSARMVLLQAVRQPLHSARHVAHFSLELK NVLLGQSELPGDDRRFSDPAWSQNPLYK RYMQTYLAWRKELHWSHSDLSPODISRG QFVINLLTEAMSPNTSLSNPAAVKRFFETGG KSLLDGLGHLAKDLVNNGGMPSQVDMDAF EVGKNLATTEGAVVFRNDVLELIQYRPITES VHERPLLVPVPPQINKFYVFDLSPDKSLARFCL RNGVQTFIVSWRNPTKSQREWGLTTYIEALK EAIEVVLSITGSKDLNLLGACSGGITATLVG HYVASGEKKVNAFTQLVSVLDFELNTQVAL FADEKTLEAAKRHSYQSGVLEGKDMAKVFA WMRPNDLIWNYWVNNYLLGNQPPAFDILY WNNDTTRLPAALHGEFVELFKSNPLNRPGA LEVSGTPIDLKQVTCDFYCVAGLNDHITPWE SCYKSARLLGGKCEFILSNSGHIQSILNPPGNP KARFMTNPPELPAEPKAWLEQAGKHADSWW LHWQQWLAERSGKTRKAPASLGNKTYPAG EAAPGTYVHER

IV. Methods and Modification Techniques Relating to Genes, Nucleotide Sequences, and Amino Acid Sequences

A. Amino Acid Sequence Variants

[00139] Some amino acids in amino acid sequences can be varied without significant effect on the structure or function of proteins. Variants included can constitute deletions, insertions, inversions, repeats, and type substitutions so long as the indicated enzyme activity is not significantly adversely affected. Guidance concerning which amino acid changes are likely to be phenotypically silent can be found, *inter alia*, in Bowie, J. U., et al., “Deciphering the Message in Protein Sequences: Tolerance to Amino Acid Substitutions,” *Science* 247:1306-1310 (1990). In various embodiments polypeptides obtained by the expression of the polynucleotide molecules of the present invention may have at least approximately 50%, 60%, 70%, 80%, 90%, 95%, 96%, 97%, 98%, 99% or 100% identity to one or more amino acid sequences encoded by the genes and/or nucleic acid sequences described herein for the fatty acid or fatty acid derived product tolerance-related and biosynthesis pathways.

[00140] It will be appreciated by those skilled in the art that amino acids homologous to those described herein are within the scope of the present invention. It will be appreciated that amino acid “homology” includes conservative substitutions, i.e. those that substitute a given amino acid in a polypeptide by another amino acid of similar characteristics. Typically seen as conservative substitutions are the following replacements: replacements of an aliphatic amino acid such as Ala, Val, Leu and Ile with another aliphatic amino acid; replacement of a Ser with a Thr or vice versa; replacement of an acidic residue such as Asp or Glu with another acidic residue; replacement of a residue bearing an amide group, such as Asn or Gln, with another residue bearing an amide group; exchange of a basic residue such as Lys or Arg with another basic residue; and replacement of an aromatic residue such as Phe or Tyr with another aromatic residue.

[00141] For all nucleic acid and amino acid sequences provided herein, it is appreciated that conservatively modified variants of these sequences are included, and are within the scope of the invention in its various embodiments. Functionally equivalent nucleic acid and amino acid sequences (functional variants), which may include conservatively modified variants as well as more extensively varied sequences, which are well within the skill of the person of ordinary skill in the art, and microorganisms comprising these, also are within the scope of various embodiments of the invention, as are methods and systems comprising such sequences and/or microorganisms. In various embodiments, nucleic acid sequences encoding sufficiently

homologous proteins or portions thereof are within the scope of the invention. More generally, nucleic acids sequences that encode a particular amino acid sequence employed in the invention may vary due to the degeneracy of the genetic code, and nonetheless fall within the scope of the invention. Table 15 provides a summary of similarities among amino acids, upon which conservative and less conservative substitutions may be based, and also various codon redundancies that reflect this degeneracy.

Table 15. Amino Acid Conservative Substitutions

Amino Acid	Relationships	DNA codons
Alanine	N, Ali	GCT, GCC, GCA, GCG
Proline	N	CCT, CCC, CCA, CCG
Valine	N, Ali	GTT, GTC, GTA, GTG
Leucine	N, Ali	CTT, CTC, CTA, CTG, TTA, TTG
Isoleucine	N, Ali	ATT, ATC, ATA
Methionine	N	ATG
Phenylalanine	N, Aro	TTT, TTC
Tryptophan	N	TGG
Glycine	PU	GGT, GGC, GGA, GGG
Serine	PU	TCT, TCC, TCA, TCG, AGT, AGC
Threonine	PU	ACT, ACC, ACA, ACG
Asparagine	PU, Ami	AAT, AAC
Glutamine	PU, Ami	CAA, CAG
Cysteine	PU	TGT, TGC
Aspartic acid	NEG, A	GAT, GAC
Glutamic acid	NEG, A	GAA, GAG
Arginine	POS, B	CGT, CGC, CGA, CGG, AGA, AGG
Lysine	POS, B	AAA, AAG
Histidine	POS	CAT, CAC
Tyrosine	Aro	TAT, TAC
<i>Stop Codons</i>		TAA, TAG, TGA

Legend: side groups and other related properties: A=acidic; B=basic; Ali=aliphatic; Ami=amine; Aro= aromatic; N=nonpolar; PU=polar uncharged; NEG=negatively charged; POS=positively charged.

[00142] Also, variants and portions of particular nucleic acid sequences, and respective encoded amino acid sequences recited herein may exhibit a desired functionality, e.g.,

enzymatic activity at a selected level, when such nucleic acid sequence variant and/or portion contains a 15 nucleotide sequence identical to any 15 nucleotide sequence set forth in the nucleic acid sequences recited herein including, without limitation, the sequence starting at nucleotide number 1 and ending at nucleotide number 15, the sequence starting at nucleotide number 2 and ending at nucleotide number 16, the sequence starting at nucleotide number 3 and ending at nucleotide number 17, and so forth. It will be appreciated that the invention also provides isolated nucleic acid that contains a nucleotide sequence that is greater than 15 nucleotides (e.g., 16, 17, 18, 19, 20, 21, 22, 23, 24, 25, 26, 27, 28, 29, 30 or more nucleotides) in length and identical to any portion of the sequence set forth in nucleic acid sequences recited herein. For example, the invention provides isolated nucleic acid that contains a 25 nucleotide sequence identical to any 25 nucleotide sequence set forth in any one or more (including any grouping of) nucleic acid sequences recited herein including, without limitation, the sequence starting at nucleotide number 1 and ending at nucleotide number 25, the sequence starting at nucleotide number 2 and ending at nucleotide number 26, the sequence starting at nucleotide number 3 and ending at nucleotide number 27, and so forth. Additional examples include, without limitation, isolated nucleic acids that contain a nucleotide sequence that is 50 or more nucleotides (e.g., 100, 150, 200, 250, 300, or more nucleotides) in length and identical to any portion of any of the sequences disclosed herein. Such isolated nucleic acids can include, without limitation, those isolated nucleic acids containing a nucleic acid sequence represented in any one section of discussion and/or examples, such as regarding a fatty acid or fatty acid derived product production pathways, nucleic acid sequences encoding enzymes of the fatty acid synthase system, or a fatty acid or fatty acid derived product tolerance. For example, the invention provides an isolated nucleic acid containing a nucleic acid sequence listed herein that contains a single insertion, a single deletion, a single substitution, multiple insertions, multiple deletions, multiple substitutions, or any combination thereof (e. g., single deletion together with multiple insertions). Such isolated nucleic acid molecules can share at least 60, 65, 70, 75, 80, 85, 90, 95, 97, 98, or 99 percent sequence identity with a nucleic acid sequence listed herein (i.e., in the sequence listing).

[00143] Additional examples include, without limitation, isolated nucleic acids that contain a nucleic acid sequence that encodes an amino acid sequence that is 50 or more amino acid residues (e.g., 100, 150, 200, 250, 300, or more amino acid residues) in length and identical to any portion of an amino acid sequence listed or otherwise disclosed herein.

[00144] In addition, the invention provides isolated nucleic acid that contains a nucleic acid sequence that encodes an amino acid sequence having a variation of an amino acid sequence listed or otherwise disclosed herein. For example, the invention provides isolated nucleic acid containing a nucleic acid sequence encoding an amino acid sequence listed or otherwise disclosed herein that contains a single insertion, a single deletion, a single substitution, multiple insertions, multiple deletions, multiple substitutions, or any combination thereof (e.g., single deletion together with multiple insertions). Such isolated nucleic acid molecules can contain a nucleic acid sequence encoding an amino acid sequence that shares at least 60, 65, 70, 75, 80, 85, 90, 95, 97, 98, or 99 percent sequence identity with an amino acid sequence listed or otherwise disclosed herein.

[00145] Examples of properties that provide the bases for conservative and other amino acid substitutions are exemplified in Table 15. Accordingly, one skilled in the art may make numerous substitutions to obtain an amino acid sequence variant that exhibits a desired functionality. BLASTP, CLUSTALP, and other alignment and comparison tools may be used to assess highly conserved regions, to which fewer substitutions may be made (unless directed to alter activity to a selected level, which may require multiple substitutions). More substitutions may be made in regions recognized or believed to not be involved with an active site or other binding or structural motif. In accordance with Table 15, for example, substitutions may be made of one polar uncharged (PU) amino acid for a polar uncharged amino acid of a listed sequence, optionally considering size/molecular weight (i.e., substituting a serine for a threonine). Guidance concerning which amino acid changes are likely to be phenotypically silent can be found, inter alia, in Bowie, J. U., et Al., "Deciphering the Message in Protein Sequences: Tolerance to Amino Acid Substitutions," *Science* 247:1306-1310 (1990). This reference is incorporated by reference for such teachings, which are, however, also generally known to those skilled in the art. Recognized conservative amino acid substitutions comprise (substitutable amino acids following each colon of a set): ala:ser; arg:lys; asn:gln or his; asp:glu; cys:ser; gln:asn; glu:asp; gly:pro; his:asn or gln; ile:leu or val; leu:ile or val; lys: arg or gln or glu; met:leu or ile; phe:met or leu or tyr; ser:thr; thr:ser; trp:tyr; tyr:trp or phe; val:ile or leu.

[00146] It is noted that codon preferences and codon usage tables for a particular species can be used to engineer isolated nucleic acid molecules that take advantage of the codon usage preferences of that particular species. For example, the isolated nucleic acid provided herein can be designed to have codons that are preferentially used by a particular microorganism of interest.

Numerous software and sequencing services are available for such codon-optimizing of sequences.

[00147] The invention provides polypeptides that contain the entire amino acid sequence of an amino acid sequence listed or otherwise disclosed herein. In addition, the invention provides polypeptides that contain a portion of an amino acid sequence listed or otherwise disclosed herein. For example, the invention provides polypeptides that contain a 15 amino acid sequence identical to any 15 amino acid sequence of an amino acid sequence listed or otherwise disclosed herein including, without limitation, the sequence starting at amino acid residue number 1 and ending at amino acid residue number 15, the sequence starting at amino acid residue number 2 and ending at amino acid residue number 16, the sequence starting at amino acid residue number 3 and ending at amino acid residue number 17, and so forth. It will be appreciated that the invention also provides polypeptides that contain an amino acid sequence that is greater than 15 amino acid residues (e. g., 16, 17, 18, 19, 20, 21, 22, 23, 24, 25, 26, 27, 28, 29, 30 or more amino acid residues) in length and identical to any portion of an amino acid sequence listed or otherwise disclosed herein. For example, the invention provides polypeptides that contain a 25 amino acid sequence identical to any 25 amino acid sequence of an amino acid sequence listed or otherwise disclosed herein including, without limitation, the sequence starting at amino acid residue number 1 and ending at amino acid residue number 25, the sequence starting at amino acid residue number 2 and ending at amino acid residue number 26, the sequence starting at amino acid residue number 3 and ending at amino acid residue number 27, and so forth. Additional examples include, without limitation, polypeptides that contain an amino acid sequence that is 50 or more amino acid residues (e.g., 100, 150, 200, 250, 300 or more amino acid residues) in length and identical to any portion of an amino acid sequence listed or otherwise disclosed herein. Further, it is appreciated that, per above, a 15 nucleotide sequence will provide a 5 amino acid sequence, so that the latter, and higher-length amino acid sequences, may be defined by the above-described nucleotide sequence lengths having identity with a sequence provided herein.

[00148] In addition, the invention provides polypeptides that an amino acid sequence having a variation of the amino acid sequence set forth in an amino acid sequence listed or otherwise disclosed herein. For example, the invention provides polypeptides containing an amino acid sequence listed or otherwise disclosed herein that contains a single insertion, a single deletion, a single substitution, multiple insertions, multiple deletions, multiple substitutions, or any combination thereof (e.g., single deletion together with multiple insertions). Such

polypeptides can contain an amino acid sequence that shares at least 60, 65, 70, 75, 80, 85, 90, 95, 97, 98 or 99 percent sequence identity with an amino acid sequence listed or otherwise disclosed herein. A particular variant amino acid sequence may comprise any number of variations as well as any combination of types of variations.

[00149] As indicated herein, polypeptides having a variant amino acid sequence can retain enzymatic activity. Such polypeptides can be produced by manipulating the nucleotide sequence encoding a polypeptide using standard procedures such as site-directed mutagenesis or various PCR techniques. As noted herein, one type of modification includes the substitution of one or more amino acid residues for amino acid residues having a similar chemical and/or biochemical property. For example, a polypeptide can have an amino acid sequence set forth in an amino acid sequence listed or otherwise disclosed herein comprising one or more conservative substitutions.

[00150] More substantial changes can be obtained by selecting substitutions that are less conservative, and/or in areas of the sequence that may be more critical, for example selecting residues that differ more significantly in their effect on maintaining: (a) the structure of the polypeptide backbone in the area of the substitution, for example, as a sheet or helical conformation; (b) the charge or hydrophobicity of the polypeptide at the target site; or (c) the bulk of the side chain. The substitutions that in general are expected to produce the greatest changes in polypeptide function are those in which: (a) a hydrophilic residue, e.g., serine or threonine, is substituted for (or by) a hydrophobic residue, e.g., leucine, isoleucine, phenylalanine, valine or alanine; (b) a cysteine or proline is substituted for (or by) any other residue; (c) a residue having an electropositive side chain, e.g., lysine, arginine, or histidine, is substituted for (or by) an electronegative residue, e.g., glutamic acid or aspartic acid; or (d) a residue having a bulky side chain, e.g., phenylalanine, is substituted for (or by) one not having a side chain, e.g., glycine. The effects of these amino acid substitutions (or other deletions or additions) can be assessed for polypeptides having enzymatic activity by analyzing the ability of the polypeptide to catalyze the conversion of the same substrate as the related native polypeptide to the same product as the related native polypeptide. Accordingly, polypeptides having 5, 10, 20, 30, 40, 50 or less conservative substitutions are provided by the invention.

B. Determining Amino Acid Sequence Identity

[00151] As a practical matter, whether any particular polypeptide is at least 50%, 60%, 70%, 80%, 85%, 90%, 92%, 95%, 96%, 97%, 98% or 99% identical to any reference amino acid sequence of any polypeptide described herein (which may correspond with a particular nucleic

acid sequence described herein), such particular polypeptide sequence can be determined conventionally using known computer programs such the Bestfit program (Wisconsin Sequence Analysis Package, Version 8 for Unix, Genetics Computer Group, University Research Park, 575 Science Drive, Madison, Wis. 53711). When using Bestfit or any other sequence alignment program to determine whether a particular sequence is, for instance, 95% identical to a reference sequence according to the present invention, the parameters are set such that the percentage of identity is calculated over the full length of the reference amino acid sequence and that gaps in homology of up to 5% of the total number of amino acid residues in the reference sequence are allowed.

[00152] For example, in a specific embodiment the identity between a reference sequence (query sequence, *i.e.*, a sequence of the present invention) and a subject sequence, also referred to as a global sequence alignment, may be determined using the FASTDB computer program based on the algorithm of Brutlag et al. (Comp. App. Biosci. 6:237-245 (1990)). Preferred parameters for a particular embodiment in which identity is narrowly construed, used in a FASTDB amino acid alignment, are: Scoring Scheme=PAM (Percent Accepted Mutations) 0, k-tuple=2, Mismatch Penalty=1, Joining Penalty=20, Randomization Group Length=0, Cutoff Score=1, Window Size=sequence length, Gap Penalty=5, Gap Size Penalty=0.05, Window Size=500 or the length of the subject amino acid sequence, whichever is shorter. According to this embodiment, if the subject sequence is shorter than the query sequence due to N- or C-terminal deletions, not because of internal deletions, a manual correction is made to the results to take into consideration the fact that the FASTDB program does not account for N- and C-terminal truncations of the subject sequence when calculating global percent identity. For subject sequences truncated at the N- and C-termini, relative to the query sequence, the percent identity is corrected by calculating the number of residues of the query sequence that are lateral to the N- and C-terminal of the subject sequence, which are not matched/aligned with a corresponding subject residue, as a percent of the total bases of the query sequence. A determination of whether a residue is matched/aligned is determined by results of the FASTDB sequence alignment. This percentage is then subtracted from the percent identity, calculated by the FASTDB program using the specified parameters, to arrive at a final percent identity score. This final percent identity score is what is used for the purposes of this embodiment. Only residues to the N- and C-termini of the subject sequence, which are not matched/aligned with the query sequence, are considered for the purposes of manually adjusting the percent identity score. That is, only query residue positions outside the farthest N- and C-terminal residues of the subject sequence are considered for this

manual correction. For example, a 90 amino acid residue subject sequence is aligned with a 100 residue query sequence to determine percent identity. The deletion occurs at the N-terminus of the subject sequence and therefore, the FASTDB alignment does not show a matching/alignment of the first 10 residues at the N-terminus. The 10 unpaired residues represent 10% of the sequence (number of residues at the N- and C-termini not matched/total number of residues in the query sequence) so 10% is subtracted from the percent identity score calculated by the FASTDB program. If the remaining 90 residues were perfectly matched the final percent identity would be 90%. In another example, a 90 residue subject sequence is compared with a 100 residue query sequence. This time the deletions are internal deletions so there are no residues at the N- or C-termini of the subject sequence which are not matched/aligned with the query. In this case the percent identity calculated by FASTDB is not manually corrected. Once again, only residue positions outside the N- and C-terminal ends of the subject sequence, as displayed in the FASTDB alignment, which are not matched/aligned with the query sequence are manually corrected for.

C. Techniques for Making Genetic Modifications and Nucleic Acid Constructs

[00153] Various methods and techniques may be used in accordance with the present invention to modify microorganisms. Embodiments of the present invention may result from introduction of an expression vector into a host microorganism, wherein the expression vector contains a nucleic acid sequence coding for an enzyme that is, or is not, normally found in a host microorganism.

[00154] The ability to genetically modify a host cell is essential for the production of any genetically modified (recombinant) microorganism. The mode of gene transfer technology may be by electroporation, conjugation, transduction, or natural transformation. A broad range of host conjugative plasmids and drug resistance markers are available. The cloning vectors are tailored to the host microorganisms based on the nature of antibiotic resistance markers that can function in that host. Also, as disclosed herein, a genetically modified (recombinant) microorganism may comprise modifications other than via plasmid introduction, including modifications to its genomic DNA.

[00155] More generally, nucleic acid constructs can be prepared comprising an isolated polynucleotide encoding a polypeptide having enzyme activity operably linked to one or more (several) control sequences that direct the expression of the coding sequence in a microorganism, such as *E. coli*, under conditions compatible with the control sequences. The isolated

polynucleotide may be manipulated to provide for expression of the polypeptide. Manipulation of the polynucleotide's sequence prior to its insertion into a vector may be desirable or necessary depending on the expression vector. The techniques for modifying polynucleotide sequences utilizing recombinant DNA methods are well established in the art.

[00156] The control sequence may be an appropriate promoter sequence, a nucleotide sequence that is recognized by a host cell for expression of a polynucleotide encoding a polypeptide of the present invention. The promoter sequence contains transcriptional control sequences that mediate the expression of the polypeptide. The promoter may be any nucleotide sequence that shows transcriptional activity in the host cell of choice including mutant, truncated, and hybrid promoters, and may be obtained from genes encoding extracellular or intracellular polypeptides either homologous or heterologous to the host cell. Examples of suitable promoters for directing transcription of the nucleic acid constructs, especially in an *E. coli* host cell, are the lac promoter (Gronenborn, 1976, Mol. Gen. Genet. 148: 243-250), tac promoter (DeBoer et al., 1983, Proceedings of the National Academy of Sciences USA 80: 21-25), trc promoter (Brosius et al, 1985, J. Biol. Chem. 260: 3539-3541), T7 RNA polymerase promoter (Studier and Moffatt, 1986, J. Mol. Biol. 189: 113-130), phage promoter p_L (Elvin et al., 1990, Gene 87: 123-126), tetA promoter (Skerra, 1994, Gene 151 : 131-135), araBAD promoter (Guzman et al., 1995, J. Bacteriol. 177: 4121-4130), and rhaP_{BAD} promoter (Haldimann et al., 1998, J. Bacteriol. 180: 1277-1286). Other promoters are described in "Useful proteins from recombinant bacteria" in Scientific American, 1980, 242: 74-94; and in Sambrook and Russell, "Molecular Cloning: A Laboratory Manual," Third Edition 2001 (volumes 1-3), Cold Spring Harbor Laboratory Press, Cold Spring Harbor, N.Y.

[00157] The control sequence may also be a suitable transcription terminator sequence, a sequence recognized by a host cell to terminate transcription. The terminator sequence is operably linked to the 3' terminus of the nucleotide sequence encoding the polypeptide. Any terminator that is functional in an *E. coli* cell may be used in the present invention. It may also be desirable to add regulatory sequences that allow regulation of the expression of the polypeptide relative to the growth of the host cell. Examples of regulatory systems are those that cause the expression of the gene to be turned on or off in response to a chemical or physical stimulus, including the presence of a regulatory compound. Regulatory systems in prokaryotic systems include the lac, tac, and trp operator systems.

[00158] For various embodiments of the invention the genetic manipulations and/or modifications may be described to include various genetic manipulations, including those

directed to change regulation of, and therefore ultimate activity of, an enzyme or enzymatic activity of an enzyme identified in any of the respective pathways. Such genetic modifications, and any references herein to modulating a gene, may be directed to transcriptional, translational, and post-translational modifications that result in a change of enzyme activity and/or selectivity under selected and/or identified culture conditions and/or to provision of additional nucleic acid sequences such as to increase copy number and/or mutants of an enzyme related to fatty acid or fatty acid derived product production. Specific methodologies and approaches to achieve such genetic modification and/or modulation are well known to one skilled in the art, and include, but are not limited to: increasing expression of an endogenous genetic element; decreasing functionality of a repressor gene; introducing a heterologous genetic element; increasing copy number of a nucleic acid sequence encoding a polypeptide catalyzing an enzymatic conversion step to produce fatty acid or a fatty acid derived product; mutating a genetic element to provide a mutated protein to increase specific enzymatic activity; over-expressing; under-expressing; over-expressing a chaperone; knocking out a protease; altering or modifying feedback inhibition; providing an enzyme variant comprising one or more of an impaired binding site for a repressor and/or competitive inhibitor; knocking out a repressor gene; evolution, selection and/or other approaches to improve mRNA stability as well as use of plasmids having an effective copy number and promoters to achieve an effective level of improvement. Random mutagenesis may be practiced to provide genetic modifications that may fall into any of these or other stated approaches. The genetic modifications and/or modulation further broadly fall into additions (including insertions), deletions (such as by a mutation) and substitutions of one or more nucleic acids in a nucleic acid of interest. In various embodiments a genetic modification and/or modulation results in improved enzymatic specific activity and/or turnover number of an enzyme. Without being limited, changes may be measured by one or more of the following: K_M ; K_{cat} ; and $K_{avidity}$.

[00159] In various embodiments, to function more efficiently, a microorganism may comprise one or more gene deletions. For example, in *E. coli*, the genes encoding the lactate dehydrogenase (ldhA), phosphate acetyltransferase (pta), pyruvate oxidase (poxB), and pyruvate-formate lyase (pflB) may be disrupted, including deleted. Such gene disruptions, including deletions, are not meant to be limiting, and may be implemented in various combinations in various embodiments. Gene deletions may be accomplished by mutational gene deletion approaches, and/or starting with a mutant strain having reduced or no expression of one or more of these enzymes, and/or other methods known to those skilled in the art. Gene deletions may be

effectuated by any of a number of known specific methodologies, including but not limited to the RED/ET methods using kits and other reagents sold by Gene Bridges (Gene Bridges GmbH, Dresden, Germany, <<www.genebridges.com>>).

[00160] More particularly as to the latter method, use of Red/ET recombination, is known to those of ordinary skill in the art and described in U.S. Patent Nos. 6,355,412 and 6,509,156, issued to Stewart et al. and incorporated by reference herein for its teachings of this method. Material and kits for such method are available from Gene Bridges (Gene Bridges GmbH, Dresden, Germany, <<www.genebridges.com>>), and the method may proceed by following the manufacturer's instructions. The method involves replacement of the target gene by a selectable marker via homologous recombination performed by the recombinase from λ -phage. The host microorganism expressing λ -red recombinase is transformed with a linear DNA product coding for a selectable marker flanked by the terminal regions (generally ~50 bp, and alternatively up to about ~300 bp) homologous with the target gene. The marker could then be removed by another recombination step performed by a plasmid vector carrying the FLP-recombinase, or another recombinase, such as Cre.

[00161] Targeted deletion of parts of microbial chromosomal DNA or the addition of foreign genetic material to microbial chromosomes may be practiced to alter a host cell's metabolism so as to reduce or eliminate production of undesired metabolic products. This may be used in combination with other genetic modifications such as described herein in this general example. In this detailed description, reference has been made to multiple embodiments and to the accompanying drawings in which is shown by way of illustration specific exemplary embodiments in which the invention may be practiced. These embodiments are described in sufficient detail to enable those skilled in the art to practice the invention, and it is to be understood that modifications to the various disclosed embodiments may be made by a skilled artisan.

[00162] Polypeptides and nucleic acids encoding polypeptides can be produced by standard DNA mutagenesis techniques, for example, M13 primer mutagenesis. Details of these techniques are provided in Sambrook and Russell, 2001. Nucleic acid molecules can contain changes of a coding region to fit the codon usage bias of the particular microorganism into which the molecule is to be introduced.

[00163] Alternatively, the coding region can be altered by taking advantage of the degeneracy of the genetic code to alter the coding sequence in such a way that, while the nucleic acid sequence is substantially altered, it nevertheless encodes a polypeptide having an amino acid

sequence identical or substantially similar to the native amino acid sequence. For example, alanine is encoded in the open reading frame by the nucleotide codon triplet GCT. Because of the degeneracy of the genetic code, three other nucleotide codon triplets--GCA, GCC, and GCG--also code for alanine. Thus, the nucleic acid sequence of the open reading frame can be changed at this position to any of these three codons without affecting the amino acid sequence of the encoded polypeptide or the characteristics of the polypeptide. Based upon the degeneracy of the genetic code, nucleic acid variants can be derived from a nucleic acid sequence disclosed herein using standard DNA mutagenesis techniques as described herein, or by synthesis of nucleic acid sequences. Thus, for various embodiments the invention encompasses nucleic acid molecules that encode the same polypeptide but vary in nucleic acid sequence by virtue of the degeneracy of the genetic code.

[00164] The invention also provides an isolated nucleic acid that is at least about 12 bases in length (e.g., at least about 13, 14, 15, 16, 17, 18, 19, 20, 25, 30, 40, 50, 60, 100, 250, 500, 750, 1000, 1500, 2000, 3000, 4000, 5000, 6000, 7000, 8000, 9000, 10000, 11000, 12000, 13000, 14000, 15000, 16000, 17000, 18000, 19000 or 20000 bases in length) and hybridizes, under hybridization conditions, to the sense or antisense strand of a nucleic acid having a sequence listed or otherwise disclosed herein. The hybridization conditions can be moderately or highly stringent hybridization conditions.

V. Fermentation Process

[00165] In accordance with the present invention, the microorganisms described herein are used in a fermentation process to produce a desired chemical product, such as a fatty acid or fatty acid derivative, through the bioproduction pathways described herein. Without being limiting, such a process may be exemplified by providing into a vessel, such as a culture or bioreactor vessel, the following: (1) bio-production media, (2) nutrient media, such as a minimal media as known to those skilled in the art, and (3) an inoculum of a genetically modified microorganism so as to provide a population of such microorganism, such as a bacterium, and more particularly a member of the family Enterobacteriaceae, such as *E. coli*. In accordance with one aspect of the invention, the genetically modified microorganism comprises a metabolic pathway that converts malonyl-CoA to a selected chemical product. The inoculum is cultured in the vessel so that the cell density increases to a cell density suitable for reaching a production level of a fatty acid or fatty acid derived product that meets the desired overall productivity metrics. In various alternative embodiments, a population of these genetically modified microorganisms may be

cultured to a first cell density in a first, preparatory vessel, and then transferred to the noted vessel so as to provide the selected cell density. Numerous multi-vessel culturing strategies are known to those skilled in the art.

A. Bio-Production Media (Carbon Sources)

[00166] Bio-production media, which is used in the present invention with recombinant microorganisms having a biosynthetic pathway for a fatty acid or fatty acid derived product, may contain suitable carbon sources or substrates for the intended metabolic pathways. Suitable substrates may include, but are not limited to, monosaccharides such as glucose and fructose, oligosaccharides such as lactose or sucrose, polysaccharides such as starch or cellulose or mixtures thereof and unpurified mixtures from renewable feedstocks such as cheese whey permeate, cornsteep liquor, sugar beet molasses, and barley malt. Additionally the carbon substrate may also be one-carbon substrates such as carbon dioxide, carbon monoxide, or methanol for which metabolic conversion into key biochemical intermediates has been demonstrated. In addition to one and two carbon substrates methylotrophic microorganisms are also known to utilize a number of other carbon containing compounds such as methylamine, glucosamine and a variety of amino acids for metabolic activity.

[00167] Although it is contemplated that all of the above mentioned carbon substrates and mixtures thereof are suitable in the present invention as a carbon source, common carbon substrates used as carbon sources are various monomeric and oligomeric sugars, such as for example glucose, fructose, and sucrose, as well as mixtures of any of these sugars. Other suitable substrates include xylose, arabinose, other cellulose-based C-5 sugars, high-fructose corn syrup, and various other sugars and sugar mixtures as are available commercially. Sucrose may be obtained from feedstocks such as sugar cane, sugar beets, cassava, bananas or other fruit, and sweet sorghum. Glucose and dextrose may be obtained through saccharification of starch based feedstocks including grains such as corn, wheat, rye, barley, and oats. Also, in some embodiments all or a portion of the carbon source may be glycerol. Alternatively, glycerol may be excluded as an added carbon source.

[00168] In one embodiment, the carbon source is selected from glucose, fructose, sucrose, dextrose, lactose, glycerol, and mixtures thereof. Various and independently, the amount of these components in the carbon source may be greater than about 50%, greater than about 60%, greater than about 70%, greater than about 80%, greater than about 90%, or more, up to 100% or essentially 100% of the carbon source.

[00169] In addition, methylotrophic microorganisms are known to utilize a number of other carbon containing compounds such as methylamine, glucosamine and a variety of amino acids for metabolic activity. For example, methylotrophic yeast are known to utilize the carbon from methylamine to form trehalose or glycerol (Bellion et al., *Microb. Growth C1 Compd. (Int. Symp.)*, 7th (1993), 415-32. Editor(s): Murrell, J. Collin; Kelly, Don P. Publisher: Intercept, Andover, UK). Similarly, various species of *Candida* will metabolize alanine or oleic acid (Sulter et al., *Arch. Microbiol.* 153:485-489 (1990)). Hence it is contemplated that the source of carbon utilized in embodiments of the present invention may encompass a wide variety of carbon-containing substrates.

[00170] In addition, fermentable sugars may be obtained from cellulosic and lignocellulosic biomass through processes of pretreatment and saccharification, as described, for example, in U.S. Patent Publication No. 2007/0031918A1, which is herein incorporated by reference. Biomass refers to any cellulosic or lignocellulosic material and includes materials comprising cellulose, and optionally further comprising hemicellulose, lignin, starch, oligosaccharides and/or monosaccharides. Biomass may also comprise additional components, such as protein and/or lipid. Biomass may be derived from a single source, or biomass can comprise a mixture derived from more than one source; for example, biomass could comprise a mixture of corn cobs and corn stover, or a mixture of grass and leaves. Biomass includes, but is not limited to, bioenergy crops, agricultural residues, municipal solid waste, industrial solid waste, sludge from paper manufacture, yard waste, wood and forestry waste. Examples of biomass include, but are not limited to, corn grain, corn cobs, crop residues such as corn husks, corn stover, grasses, wheat, wheat straw, barley, barley straw, hay, rice straw, switchgrass, waste paper, sugar cane bagasse, sorghum, soy, components obtained from milling of grains, trees, branches, roots, leaves, wood chips, sawdust, shrubs and bushes, vegetables, fruits, flowers and animal manure. Any such biomass may be used in a bio-production method or system to provide a carbon source. Various approaches to breaking down cellulosic biomass to mixtures of more available and utilizable carbon molecules, including sugars, include: heating in the presence of concentrated or dilute acid (e.g., < 1% sulfuric acid); treating with ammonia; treatment with ionic salts; enzymatic degradation; and combinations of these. These methods normally follow mechanical separation and milling, and are followed by appropriate separation processes.

[00171] In various embodiments, any of a wide range of sugars, including, but not limited to sucrose, glucose, xylose, cellulose or hemicellulose, are provided to a microorganism, such as in an industrial system comprising a reactor vessel in which a defined media (such as a minimal

salts media including but not limited to M9 minimal media, potassium sulfate minimal media, yeast synthetic minimal media and many others or variations of these), an inoculum of a microorganism providing one or more of the fatty acid or fatty acid derived biosynthetic pathway alternatives, and the a carbon source may be combined. The carbon source enters the cell and is catabolized by well-known and common metabolic pathways to yield common metabolic intermediates, including phosphoenolpyruvate (PEP). (See Molecular Biology of the Cell, 3rd Ed., B. Alberts et al. Garland Publishing, New York, 1994, pp. 42-45, 66-74, incorporated by reference for the teachings of basic metabolic catabolic pathways for sugars; Principles of Biochemistry, 3rd Ed., D. L. Nelson & M. M. Cox, Worth Publishers, New York, 2000, pp 527-658, incorporated by reference for the teachings of major metabolic pathways; and Biochemistry, 4th Ed., L. Stryer, W. H. Freeman and Co., New York, 1995, pp. 463-650, also incorporated by reference for the teachings of major metabolic pathways.)

[00172] Bio-based carbon can be distinguished from petroleum-based carbon according to a variety of methods, including without limitation ASTM D6866, or various other techniques. For example, carbon-14 and carbon-12 ratios differ in bio-based carbon sources versus petroleum-based sources, where higher carbon-14 ratios are found in bio-based carbon sources. In various embodiments, the carbon source is not petroleum-based, or is not predominantly petroleum based. In various embodiments, the carbon source is greater than about 50% non-petroleum based, greater than about 60% non-petroleum based, greater than about 70% non-petroleum based, greater than about 80% non-petroleum based, greater than about 90% non-petroleum based, or more. In various embodiments, the carbon source has a carbon-14 to carbon-12 ratio of about 1.0×10^{-14} or greater, for example, 2.0×10^{-14} or greater, 3.0×10^{-14} or greater, 4.0×10^{-14} or greater, 5.0×10^{-14} or greater, 6.0×10^{-14} or greater, 7.0×10^{-14} or greater, 8.0×10^{-14} or greater, 9.0×10^{-14} or greater, or 10.0×10^{-14} or greater.

[00173] The carbon source of any embodiment, comprising a C6 carbon source or C3 carbon source. The carbon source of any embodiment, comprising one or more cellulosic sugars, such as glucose, sucrose, fructose, dextrose, lactose, xylose, or any combination thereof. The carbon source of any embodiment, comprising less than about 50%, 40%, 30%, 20%, 10%, or 5% by mass of glycerol.

B. The Inoculum (Microorganisms)

[00174] The fermentation bioproduction process in accordance with the present invention may utilize an inoculum comprising any of the genetically modified microorganism described hereinabove. Features as described and claimed herein may be provided in a microorganism

selected from the listing herein, or another suitable microorganism, that also comprises one or more natural, introduced, or enhanced fatty acid or fatty acid derived product bio-production pathways. Thus, in some embodiments the microorganism comprises an endogenous fatty acid or fatty acid derived product production pathway (which may, in some such embodiments, be enhanced), whereas in other embodiments the microorganism does not comprise an endogenous fatty acid or fatty acid derived product production pathway.

[00175] Varieties of these genetically modified microorganisms may comprise genetic modifications and/or other system alterations as may be described in other patent applications of one or more of the present inventor(s) and/or subject to assignment to the owner of the present patent application.

[00176] The examples describe specific modifications and evaluations to certain bacterial and yeast microorganisms. The scope of the invention is not meant to be limited to such species, but to be generally applicable to a wide range of suitable microorganisms. Generally, a microorganism used for the present invention may be selected from bacteria, cyanobacteria, filamentous fungi and yeasts.

[00177] For some embodiments, microbial hosts initially selected for bio-production of a selected chemical product should also utilize sugars including glucose at a high rate. Most microbes are capable of utilizing carbohydrates. However, certain environmental microbes cannot utilize carbohydrates to high efficiency, and therefore would not be suitable hosts for such embodiments that are intended for glucose or other carbohydrates as the principal added carbon source.

[00178] As the genomes of various species become known, the present invention easily may be applied to an ever-increasing range of suitable microorganisms. Further, given the relatively low cost of genetic sequencing, the genetic sequence of a species of interest may readily be determined to make application of aspects of the present invention more readily obtainable (based on the ease of application of genetic modifications to a microorganism having a known genomic sequence).

[00179] More particularly, based on the various criteria described herein, suitable microbial hosts for the bio-production of a chemical product generally may include, but are not limited to, any gram negative microorganisms, more particularly a member of the family Enterobacteriaceae, such as *E. coli*, or *Oligotropha carboxidovorans*, or *Pseudomonas sp.*; any gram positive microorganism, for example *Bacillus subtilis*, *Lactobacillus sp.* or *Lactococcus sp.*; a yeast, for example *Saccharomyces cerevisiae*, *Pichia pastoris* or *Pichia stipitis*; and other

groups or microbial species. More particularly, suitable microbial hosts for the bio-production of a fatty acid or fatty acid derived product generally include, but are not limited to, members of the genera *Clostridium*, *Zymomonas*, *Escherichia*, *Salmonella*, *Rhodococcus*, *Pseudomonas*, *Bacillus*, *Lactobacillus*, *Enterococcus*, *Alcaligenes*, *Klebsiella*, *Paenibacillus*, *Arthrobacter*, *Corynebacterium*, *Brevibacterium*, *Pichia*, *Candida*, *Hansenula* and *Saccharomyces*. Hosts that may be particularly of interest include: *Oligotropha carboxidovorans* (such as strain OM5), *Escherichia coli*, *Alcaligenes eutrophus* (*Cupriavidus necator*), *Bacillus licheniformis*, *Paenibacillus macerans*, *Rhodococcus erythropolis*, *Pseudomonas putida*, *Lactobacillus plantarum*, *Enterococcus faecium*, *Enterococcus gallinarum*, *Enterococcus faecalis*, *Bacillus subtilis* and *Saccharomyces cerevisiae*.

[00180] More particularly, suitable microbial hosts for the bio-production of fatty acid or fatty acid derived product generally include, but are not limited to, members of the genera *Clostridium*, *Zymomonas*, *Escherichia*, *Salmonella*, *Rhodococcus*, *Pseudomonas*, *Bacillus*, *Lactobacillus*, *Enterococcus*, *Alcaligenes*, *Klebsiella*, *Paenibacillus*, *Arthrobacter*, *Corynebacterium*, *Brevibacterium*, *Pichia*, *Candida*, *Hansenula* and *Saccharomyces*.

[00181] Hosts that may be particularly of interest include: *Oligotropha carboxidovorans* (such as strain OM5^T), *Escherichia coli*, *Alcaligenes eutrophus* (*Cupriavidus necator*), *Bacillus licheniformis*, *Paenibacillus macerans*, *Rhodococcus erythropolis*, *Pseudomonas putida*, *Lactobacillus plantarum*, *Enterococcus faecium*, *Enterococcus gallinarum*, *Enterococcus faecalis*, *Bacillus subtilis* and *Saccharomyces cerevisiae*. Also, any of the known strains of these species may be utilized as a starting microorganism, as may any of the following species including respective strains thereof - *Cupriavidus basilensis*, *Cupriavidus campinensis*, *Cupriavidus gilardi*, *Cupriavidus laharsis*, *Cupriavidus metallidurans*, *Cupriavidus oxalaticus*, *Cupriavidus pauculus*, *Cupriavidus pinatubonensis*, *Cupriavidus respiraculi*, and *Cupriavidus taiwanensis*.

[00182] In some embodiments, the recombinant microorganism is a gram-negative bacterium. In some embodiments, the recombinant microorganism is selected from the genera *Zymomonas*, *Escherichia*, *Pseudomonas*, *Alcaligenes*, and *Klebsiella*. In some embodiments, the recombinant microorganism is selected from the species *Escherichia coli*, *Cupriavidus necator*, *Oligotropha carboxidovorans*, and *Pseudomonas putida*. In some embodiments, the recombinant microorganism is an *E. coli* strain.

[00183] In some embodiments, the recombinant microorganism is a gram-positive bacterium. In some embodiments, the recombinant microorganism is selected from the genera

Clostridium, *Salmonella*, *Rhodococcus*, *Bacillus*, *Lactobacillus*, *Enterococcus*, *Paenibacillus*, *Arthrobacter*, *Corynebacterium*, and *Brevibacterium*. In some embodiments, the recombinant microorganism is selected from the species *Bacillus licheniformis*, *Paenibacillus macerans*, *Rhodococcus erythropolis*, *Lactobacillus plantarum*, *Enterococcus faecium*, *Enterococcus gallinarum*, *Enterococcus faecalis*, and *Bacillus subtilis*. In particular embodiments, the recombinant microorganism is a *B. subtilis* strain.

[00184] In some embodiments, the recombinant microorganism is yeast. In some embodiments, the recombinant microorganism is selected from the genera *Pichia*, *Candida*, *Hansenula*, *Klebsiella*, *Issatchenkia*, and *Saccharomyces*. In particular embodiments, the recombinant microorganism is *Saccharomyces cerevisiae*.

[00185] It is further appreciated, in view of the disclosure, that any of the above microorganisms may be used for production of chemical products other than fatty acid or fatty acid derived product.

[00186] The ability to genetically modify the host is essential for the production of any recombinant microorganism. The mode of gene transfer technology may be by electroporation, conjugation, transduction or natural transformation. A broad range of host conjugative plasmids and drug resistance markers are available. The cloning vectors are tailored to the host microorganisms based on the nature of antibiotic resistance markers that can function in that host.

C. Fermentation Nutrient Media and Culture Conditions

[00187] In addition to an appropriate carbon source, such as selected from one of the herein-disclosed types, bio-production media must contain suitable minerals, salts, cofactors, buffers and other components, known to those skilled in the art, suitable for the growth of the cultures and promotion of the enzymatic pathway necessary for chemical product bio-production under the present invention.

[00188] Another aspect of the invention regards media and culture conditions that comprise genetically modified microorganisms of the invention and optionally supplements.

[00189] Typically cells are grown at a temperature in the range of about 25° C to about 40° C in an appropriate medium, as well as up to 70° C for thermophilic microorganisms. Suitable growth media in the present invention are common commercially prepared media such as Luria Bertani (LB) broth, Terrific Broth (TB), M9 minimal media, Sabouraud Dextrose (SD) broth, Yeast medium (YM) broth, (Ymin) yeast synthetic minimal media, and minimal media as described herein, such as M9 minimal media. Other defined or synthetic growth media may also

be used, and the appropriate medium for growth of the particular microorganism will be known by one skilled in the art of microbiology or bio-production science. In various embodiments a minimal media may be developed and used that does not comprise, or that has a low level of addition of various components, for example less than 10, 5, 2 or 1 g/L of a complex nitrogen source including but not limited to yeast extract, peptone, tryptone, soy flour, corn steep liquor, or casein. These minimal medias may also have limited supplementation of vitamin mixtures including biotin, vitamin B12 and derivatives of vitamin B12, thiamin, pantothenate and other vitamins. Minimal media may also have limited simple inorganic nutrient sources containing less than 28, 17, or 2.5 mM phosphate, less than 25 or 4 mM sulfate, and less than 130 or 50mM total nitrogen.

[00190] Suitable pH ranges for the bio-production are from pH 3.0 to pH 10.0, where pH 6.0 to pH 8.0 is a typical pH range for the initial condition. For example, the pH can be 2.0, 3.0, 4.0, 5.0, 6.0, 7.0, 8.0, 9.0, or 10.0. However, the actual culture conditions for a particular embodiment are not meant to be limited by these pH ranges.

[00191] Bio-productions may be performed under aerobic, microaerobic, or anaerobic conditions, with or without agitation.

[00192] In various embodiments, specific supplements to a bioreactor vessel comprising such microorganism population may also be provided to further improve the methods and systems.

D. Bio-production Reactors and Systems

[00193] Fermentation systems utilizing methods and/or compositions according to the invention are also within the scope of the invention.

[00194] Any of the recombinant microorganisms as described and/or referred to herein may be introduced into an industrial bio-production system where the microorganisms convert a carbon source into a fatty acid or fatty acid derived product in a commercially viable operation. The bio-production system includes the introduction of such a recombinant microorganism into a bioreactor vessel, with a carbon source substrate and bio-production media suitable for growing the recombinant microorganism, and maintaining the bio-production system within a suitable temperature range (and dissolved oxygen concentration range if the reaction is aerobic or microaerobic) for a suitable time to obtain a desired conversion of a portion of the substrate molecules to a selected chemical product. Industrial bio-production systems and their operation are well-known to those skilled in the arts of chemical engineering and bioprocess engineering.

[00195] Bio-productions may be performed under aerobic, microaerobic, or anaerobic conditions, with or without agitation. The operation of cultures and populations of microorganisms to achieve aerobic, microaerobic and anaerobic conditions are known in the art, and dissolved oxygen levels of a liquid culture comprising a nutrient media and such microorganism populations may be monitored to maintain or confirm a desired aerobic, microaerobic or anaerobic condition. When syngas is used as a feedstock, aerobic, microaerobic, or anaerobic conditions may be utilized. When sugars are used, anaerobic, aerobic or microaerobic conditions can be implemented in various embodiments.

[00196] Any of the recombinant microorganisms as described and/or referred to herein may be introduced into an industrial bio-production system where the microorganisms convert a carbon source into a selected chemical product in a commercially viable operation. The bio-production system includes the introduction of such a recombinant microorganism into a bioreactor vessel, with a carbon source substrate and bio-production media suitable for growing the recombinant microorganism, and maintaining the bio-production system within a suitable temperature range (and dissolved oxygen concentration range if the reaction is aerobic or microaerobic) for a suitable time to obtain a desired conversion of a portion of the substrate molecules to the selected chemical product.

[00197] In various embodiments, syngas components or sugars are provided to a microorganism, such as in an industrial system comprising a reactor vessel in which a defined media (such as a minimal salts media including but not limited to M9 minimal media, potassium sulfate minimal media, yeast synthetic minimal media and many others or variations of these), an inoculum of a microorganism providing an embodiment of the biosynthetic pathway(s) taught herein, and the carbon source may be combined. The carbon source enters the cell and is catabolized by well-known and common metabolic pathways to yield common metabolic intermediates, including phosphoenolpyruvate (PEP) or acetyl-CoA. (See *Molecular Biology of the Cell*, 3rd Ed., B. Alberts et al. Garland Publishing, New York, 1994, pp. 42-45, 66-74, incorporated by reference for the teachings of basic metabolic catabolic pathways for sugars; *Principles of Biochemistry*, 3rd Ed., D. L. Nelson & M. M. Cox, Worth Publishers, New York, 2000, pp. 527-658, incorporated by reference for the teachings of major metabolic pathways; and *Biochemistry*, 4th Ed., L. Stryer, W. H. Freeman and Co., New York, 1995, pp. 463-650, also incorporated by reference for the teachings of major metabolic pathways.).

[00198] Further to types of industrial bio-production, various embodiments of the present invention may employ a batch type of industrial bioreactor. A classical batch bioreactor system

is considered “closed” meaning that the composition of the medium is established at the beginning of a respective bio-production event and not subject to artificial alterations and additions during the time period ending substantially with the end of the bio-production event. Thus, at the beginning of the bio-production event the medium is inoculated with the desired microorganism or microorganisms, and bio-production is permitted to occur without adding anything to the system. Typically, however, a “batch” type of bio-production event is batch with respect to the addition of carbon source and attempts are often made at controlling factors such as pH and oxygen concentration. In batch systems the metabolite and biomass compositions of the system change constantly up to the time the bio-production event is stopped. Within batch cultures cells moderate through a static lag phase to a high growth log phase and finally to a stationary phase where growth rate is diminished or halted. If untreated, cells in the stationary phase will eventually die. Cells in log phase generally are responsible for the bulk of production of a desired end product or intermediate.

[00199] A variation on the standard batch system is the fed-batch system. Fed-batch bio-production processes are also suitable in the present invention and comprise a typical batch system with the exception that the nutrients, including the substrate, are added in increments as the bio-production progresses. Fed-Batch systems are useful when catabolite repression is apt to inhibit the metabolism of the cells and where it is desirable to have limited amounts of substrate in the media. Measurement of the actual nutrient concentration in Fed-Batch systems may be measured directly, such as by sample analysis at different times, or estimated on the basis of the changes of measurable factors such as pH, dissolved oxygen and the partial pressure of waste gases such as CO₂. Batch and fed-batch approaches are common and well known in the art and examples may be found in Thomas D. Brock in *Biotechnology: A Textbook of Industrial Microbiology*, Second Edition (1989) Sinauer Associates, Inc., Sunderland, Mass., Deshpande, Mukund V., *Appl. Biochem. Biotechnol.*, 36:227, (1992), and *Biochemical Engineering Fundamentals*, 2nd Ed. J. E. Bailey and D. F. Ollis, McGraw Hill, New York, 1986, herein incorporated by reference for general instruction on bio-production.

[00200] Although embodiments of the present invention may be performed in batch mode, or in fed-batch mode, it is contemplated that the invention would be adaptable to continuous bio-production methods. Continuous bio-production is considered an “open” system where a defined bio-production medium is added continuously to a bioreactor and an equal amount of conditioned media is removed simultaneously for processing. Continuous bio-production generally maintains the cultures within a controlled density range where cells are primarily in log phase growth. Two

types of continuous bioreactor operation include a chemostat, wherein fresh media is fed to the vessel while simultaneously removing an equal rate of the vessel contents. The limitation of this approach is that cells are lost and high cell density generally is not achievable. In fact, typically one can obtain much higher cell density with a fed-batch process. Another continuous bioreactor utilizes perfusion culture, which is similar to the chemostat approach except that the stream that is removed from the vessel is subjected to a separation technique which recycles viable cells back to the vessel. This type of continuous bioreactor operation has been shown to yield significantly higher cell densities than fed-batch and can be operated continuously. Continuous bio-production is particularly advantageous for industrial operations because it has less down time associated with draining, cleaning and preparing the equipment for the next bio-production event. Furthermore, it is typically more economical to continuously operate downstream unit operations, such as distillation, than to run them in batch mode.

[00201] Continuous bio-production allows for the modulation of one factor or any number of factors that affect cell growth or end product concentration. For example, one method will maintain a limiting nutrient such as the carbon source or nitrogen level at a fixed rate and allow all other parameters to moderate. In other systems a number of factors affecting growth can be altered continuously while the cell concentration, measured by media turbidity, is kept constant. Methods of modulating nutrients and growth factors for continuous bio-production processes as well as techniques for maximizing the rate of product formation are well known in the art of industrial microbiology and a variety of methods are detailed by Brock, *supra*.

[00202] It is contemplated that embodiments of the present invention may be practiced using either batch, fed-batch or continuous processes and that any known mode of bio-production would be suitable. It is contemplated that cells may be immobilized on an inert scaffold as whole cell catalysts and subjected to suitable bio-production conditions for chemical product bio-production, or be cultured in liquid media in a vessel, such as a culture vessel. Thus, embodiments used in such processes, and in bio-production systems using these processes, include a population of genetically modified microorganisms of the present invention, a culture system comprising such population in a media comprising nutrients for the population, and methods of making a selected chemical product.

[00203] Embodiments of the invention include methods of making a selected chemical product in a bio-production system, some of which methods may include obtaining a fatty acid or fatty acid derived product after such bio-production event. For example, a method of making a fatty acid or fatty acid derived product may comprise: providing to a culture vessel a media

comprising suitable nutrients; providing to the culture vessel an inoculum of a genetically modified microorganism comprising genetic modifications described herein such that the microorganism produces a selected chemical product from syngas and/or a sugar molecule; and maintaining the culture vessel under suitable conditions for the genetically modified microorganism to produce a selected chemical product.

[00204] It is within the scope of the present invention to produce, and to utilize in bio-production methods and systems, including industrial bio-production systems for production of a selected chemical product, a recombinant microorganism genetically engineered to modify one or more aspects effective to increase chemical product bio-production by at least 20 percent over control microorganism lacking the one or more modifications.

[00205] In various embodiments, the invention is directed to a system for bio-production of a chemical product as described herein, said system comprising: a fermentation tank suitable for microorganism cell culture; a line for discharging contents from the fermentation tank to an extraction and/or separation vessel; and an extraction and/or separation vessel suitable for removal of the chemical product from cell culture waste. In various embodiments, the system includes one or more pre-fermentation tanks, distillation columns, centrifuge vessels, back extraction columns, mixing vessels, or combinations thereof.

[00206] The following published resources are incorporated by reference herein for their respective teachings to indicate the level of skill in these relevant arts, and as needed to support a disclosure that teaches how to make and use methods of industrial bio-production of chemical product(s) produced under the invention, from sugar sources, and also industrial systems that may be used to achieve such conversion with any of the recombinant microorganisms of the present invention (Biochemical Engineering Fundamentals, 2nd Ed. J. E. Bailey and D. F. Ollis, McGraw Hill, New York, 1986, entire book for purposes indicated and Chapter 9, pages 533-657 in particular for biological reactor design; Unit Operations of Chemical Engineering, 5th Ed., W. L. McCabe et al., McGraw Hill, New York 1993, entire book for purposes indicated, and particularly for process and separation technologies analyses; Equilibrium Staged Separations, P. C. Wankat, Prentice Hall, Englewood Cliffs, NJ USA, 1988, entire book for separation technologies teachings).

F. Production Metrics

[00207] In some embodiments, the genetic modification increases microbial synthesis of a selected fatty acid or fatty acid derived chemical product above a rate or titer of a control microorganism lacking said at least one genetic modification to produce a selected chemical

product. In some embodiments, the genetic modification is effective to increase enzymatic conversions to a selected chemical product by at least about 5 percent, at least about 10 percent, at least about 20 percent, at least about 30 percent, or at least about 50 percent above the enzymatic conversion of a control microorganism lacking the genetic modification. In various embodiments, bio-production of a selected chemical product may reach at least 1, at least 2, at least 5, at least 10, at least 20, at least 30, at least 40, and at least 50 g/liter titer, such as by using one of the methods disclosed herein.

[00208] As may be realized by appreciation of the advances disclosed herein as they relate to commercial fermentations of selected chemical products, embodiments of the present invention may be combined with other genetic modifications and/or method or system modulations so as to obtain a microorganism (and corresponding method) effective to produce at least 10, at least 20, at least 30, at least 40, at least 45, at least 50, at least 80, at least 100, or at least 120 grams of a chemical product (such as a fatty acid or fatty acid derivative) per liter of final (*e.g.*, spent) fermentation broth while achieving this with specific and/or volumetric productivity rates as disclosed herein. The amount of a chemical product produced in a bio-production media generally can be determined using a number of methods known in the art, for example, high performance liquid chromatography (HPLC), gas chromatography (GC), or GC/Mass Spectroscopy (MS).

[00209] Unexpected increases in specific productivity by a population of a genetically modified microorganism may be achieved in methods and systems in which that microorganism has a microbial production pathway from malonyl-CoA to a selected chemical product as well as a reduction in the enzymatic activity of a selected enzyme of the microorganism's fatty acid synthase system (more particularly, its malonyl-ACP dependent fatty acid elongation enzymes), in addition to the increase activity of a microorganisms malonyl-CoA dependent fatty acyl-CoA production pathway.

[00210] In some embodiments a microbial chemical bio-production event (*i.e.*, a fermentation event using a cultured population of a microorganism) proceeds using a genetically modified microorganism as described herein, wherein the specific productivity is between 0.01 and 0.60 grams of selected chemical product produced per gram of microorganism cell on a dry weight basis per hour (g chemical product/g DCW-hr). In various embodiments the specific productivity is greater than 0.01, greater than 0.05, greater than 0.10, greater than 0.15, greater than 0.20, greater than 0.25, greater than 0.30, greater than 0.35, greater than 0.40, greater than 0.45, or greater than 0.50 g chemical product/g DCW-hr. Specific productivity may be assessed

over a 2, 4, 6, 8, 12 or 24 hour period in a particular microbial chemical production event. More particularly, the specific productivity for a chemical product is between 0.05 and 0.10, 0.10 and 0.15, 0.15 and 0.20, 0.20 and 0.25, 0.25 and 0.30, 0.30 and 0.35, 0.35 and 0.40, 0.40 and 0.45, or 0.45 and 0.50 g chemical product/g DCW-hr., 0.50 and 0.55, or 0.55 and 0.60 g chemical product/g DCW-hr. Various embodiments comprise culture systems demonstrating such productivity.

[00211] Also, in various embodiments of the present invention the volumetric productivity achieved may be about 0.25 g fatty acid (or other chemical product) per liter per hour (g (chemical product)/L-hr), may be greater than about 0.25 g fatty acid (or other chemical product)/L-hr, may be greater than about 0.50 g fatty acid (or other chemical product)/L-hr, may be greater than about 1.0 g fatty acid (or other chemical product)/L-hr, may be greater than about 1.50 g fatty acid (or other chemical product)/L-hr, may be greater than about 2.0 g fatty acid (or other chemical product)/L-hr, may be greater than about 2.50 g fatty acid (or other chemical product)/L-hr, may be greater than about 3.0 g fatty acid (or other chemical product)/L-hr, may be greater than about 3.50 g fatty acid (or other chemical product)/L-hr, may be greater than about 4.0 g fatty acid (or other chemical product)/L-hr, may be greater than about 4.50 g fatty acid (or other chemical product)/L-hr, may be greater than about 5.0 g fatty acid (or other chemical product)/L-hr, may be greater than about 5.50 g fatty acid (or other chemical product)/L-hr, may be greater than about 6.0 g fatty acid (or other chemical product)/L-hr, may be greater than about 6.50 g fatty acid (or other chemical product)/L-hr, may be greater than about 7.0 g fatty acid (or other chemical product)/L-hr, may be greater than about 7.50 g fatty acid (or other chemical product)/L-hr, may be greater than about 8.0 g fatty acid (or other chemical product)/L-hr, may be greater than about 8.50 g fatty acid (or other chemical product)/L-hr, may be greater than about 9.0 g fatty acid (or other chemical product)/L-hr, may be greater than about 9.50 g fatty acid (or other chemical product)/L-hr, or may be greater than about 10.0 g fatty acid (or other chemical product)/L-hr.

[00212] In some embodiments, specific productivity as measured over a 24-hour fermentation (culture) period may be greater than about 0.01, 0.05, 0.10, 0.20, 0.5, 1.0, 2.0, 3.0, 4.0, 5.0, 6.0, 7.0, 8.0, 9.0, 10.0, 11.0 or 12.0 grams of chemical product per gram DCW of microorganisms (based on the final DCW at the end of the 24-hour period).

[00213] In various aspects and embodiments of the present invention, there is a resulting substantial increase in microorganism specific productivity that advances the fermentation art

and commercial economic feasibility of microbial chemical production, such as of a fatty acid (but not limited thereto).

[00214] Stated in another manner, in various embodiments the specific productivity exceeds (is at least) 0.01 g chemical product/g DCW-hr, exceeds (is at least) 0.05 g chemical product/g DCW-hr, exceeds (is at least) 0.10 g chemical product/g DCW-hr, exceeds (is at least) 0.15 g chemical product/g DCW-hr, exceeds (is at least) 0.20 g chemical product/g DCW-hr, exceeds (is at least) 0.25 g chemical product/g DCW-hr, exceeds (is at least) 0.30 g chemical product/g DCW-hr, exceeds (is at least) 0.35 g chemical product/g DCW-hr, exceeds (is at least) 0.40 g chemical product/g DCW-hr, exceeds (is at least) 0.45 g chemical product/g DCW-hr, exceeds (is at least) 0.50 g chemical product/g DCW-hr, exceeds (is at least) 0.60 g chemical product/g DCW-hr. In accordance with certain embodiments of the present invention the chemical product is a fatty acid or a fatty acid derived product.

[00215] More generally, based on various combinations of the genetic modifications described herein, optionally in combination with supplementations described herein, specific productivity values for a fatty acid or fatty acid derived product, and for other chemical products described herein, may exceed 0.01 g chemical product/g DCW-hr, may exceed 0.05 g chemical product/g DCW-hr, may exceed 0.10 g chemical product/g DCW-hr, may exceed 0.15 g chemical product/g DCW-hr, may exceed 0.20 g chemical product/g DCW-hr, may exceed 0.25 g chemical product/g DCW-hr, may exceed 0.30 g chemical product/g DCW-hr, may exceed 0.35 g chemical product/g DCW-hr, may exceed 0.40 g chemical product/g DCW-hr, may exceed 0.45 g chemical product/g DCW-hr, and may exceed 0.50 g or 0.60 g chemical product/g DCW-hr. Such specific productivity may be assessed over a 2, 4, 6, 8, 12 or 24 hour period in a particular microbial chemical production event.

[00216] The improvements achieved by embodiments of the present invention may be determined by percentage increase in specific productivity, or by percentage increase in volumetric productivity, compared with an appropriate control microorganism lacking the particular genetic modification combinations taught herein (with or without the supplements taught herein, added to a vessel comprising the microorganism population). For particular embodiments and groups thereof, such specific productivity and/or volumetric productivity improvements is/are at least 10, at least 20, at least 30, at least 40, at least 50, at least 100, at least 200, at least 300, at least 400, and at least 500 percent over the respective specific productivity and/or volumetric productivity of such appropriate control microorganism.

[00217] The specific methods and teachings of the specification, and/or cited references that are incorporated by reference, may be incorporated into the examples. Also, production of a chemical product may reach at least 1, at least 2, at least 5, at least 10, at least 20, at least 30, at least 40, and at least 50 g/liter titer in various embodiments.

[00218] The metrics may be applicable to any of the compositions, e.g., genetically modified microorganisms, methods, e.g., of producing chemical products, and systems, e.g., fermentation systems utilizing the genetically modified microorganisms and/or methods disclosed herein.

[00219] It is appreciated that iterative improvements using the strategies and methods provided herein, and based on the discoveries of the interrelationships of the pathways and pathway portions, may lead to even greater chemical product bio-production at the conclusion of a bio-production event.

VI. Products Produced – The Chemical Product

[00220] The novel bioproduction pathways, fermentation processes and genetically modified microorganisms described herein are engineered to produce various chemical products of interest. One chemical product may be a fatty acid of any chain length from 4 to greater than 18 carbons, for example, 5, 6, 7, 8, 9, 10, 11, 12, 13, 14, 15, 16, 17, 18, 19, 20 carbon atoms, or more carbon atoms. This group of chemical products includes: butyrate or butyric acid, valerate or valeric acid, caproate or caproic acid, enanthate or enanthic acid, caprylate or caprylic acid, pelargonate or pelargonic acid, caprate or capric acid, undecylate or undecylic acid, laurate or lauric acid, tridecylate or tridecylic acid, myristate or myristic acid, pentadecylate or pentadecylic acid, palmitate or palmitic acid, margarate or margaric acid, stearate or stearic acid, nonadecylate or nonadecylic acid, arachidate or arachidic acid. These fatty acid products may be produced from a fatty acyl-CoA intermediate via the activity of a fatty acyl-CoA thioesterase or wax ester synthase. Alternatively, these fatty acids may be produced from a fatty acyl-CoA intermediate via concerted activities of a fatty acyl-CoA phosphotransferase first producing a fatty acyl-phosphate and then the action of a fatty acid kinase operating to produce a fatty acid from the fatty acyl-phosphate.

[00221] Another chemical product may be a fatty aldehyde of any chain length from 4 to greater than 18 carbons, for example, 5, 6, 7, 8, 9, 10, 11, 12, 13, 14, 15, 16, 17, 18, 19, 20 carbon atoms, or more carbon atoms. This group of chemical products includes: Butyraldehyde, Valeraldehyde, Caproaldehyde, Enanthaldehyde, Caprylaldehyde, Pelargonaldehyde,

Capraldehyde, Undecylaldehyde, Lauraldehyde, Tridecylaldehyde, Myristaldehyde, Pentadecylaldehyde, Palmitaldehyde, Margaraldehyde, Stearaldehyde, Nonadecylaldehyde, and Arachidaldehyde. These aldehyde products may be produced from a fatty acyl-CoA intermediate via the activity of a fatty acyl-CoA reductase or acyl-CoA reductase. Production strains making fatty acids may also be used to produce fatty aldehydes.

[00222] Another chemical product may be a fatty alcohol of any chain length from 4 to greater than 18 carbons, for example, 5, 6, 7, 8, 9, 10, 11, 12, 13, 14, 15, 16, 17, 18, 19, 20 carbon atoms, or more carbon atoms. This group of chemical products includes: butanol, amyl alcohol, hexanol, heptanol, octanol, nonanol, decanol, hendecanol, dodecanol, tridecanol, tetradecanol, pentadecanol, hexadecanol, heptadecanol, octadecanol, nonadecanol, and eicosanol. These fatty acid products may be produced from a fatty aldehyde via the activity of an aldehyde reductase. Production strains making fatty acids may also be used to produce fatty alcohols by expressing genes encoding enzymes that convert fatty acyl-CoA or free fatty acids to fatty alcohols. Examples of these enzymes include an alcohol-forming acyl-CoA reductase (EC 1.2.1.-), or a long-chain-fatty-acyl-CoA reductase (EC 1.2.1.50) plus an alcohol dehydrogenase (EC 1.1.1.1), or a combination of an aldehyde dehydrogenase (EC 1.2.1.-) and an alcohol dehydrogenase. A polypeptide with fatty acyl-CoA reductase activity is provided by the *fabG* gene of *Acinetobacter* SP. ADP1, accession number YP_047869. A polypeptide with fatty-acyl reductase activity is provided by the FAR-N_SDR_e gene of *Bombyx mori*, accession number BAC79425. A polypeptide with aldehyde dehydrogenase is provided by the ALDH gene of *Geobacillus thermodenitrificans* NG80-2, accession number YP_001125970. A polypeptide with alcohol dehydrogenase activity is provided by the *yqhD* gene of *E. coli*, accession number AP_003562.1. Additional sources of these activities are known to the art and can be combined to generate a production strain that produces fatty alcohols.

[00223] Another chemical product may be an alpha olefin of any chain length from 4 to greater than 18 carbons, for example, 5, 6, 7, 8, 9, 10, 11, 12, 13, 14, 15, 16, 17, 18, 19, 20 carbon atoms, or more carbon atoms.

[00224] Another chemical product may be an alkane of any chain length from 4 to greater than 18 carbons, for example, 5, 6, 7, 8, 9, 10, 11, 12, 13, 14, 15, 16, 17, 18, 19, 20 carbon atoms, or more carbon atoms.

[00225] Another chemical product may be a diacid of any chain length from 4 to greater than 18 carbons, for example, 5, 6, 7, 8, 9, 10, 11, 12, 13, 14, 15, 16, 17, 18, 19, 20 carbon atoms,

or more carbon atoms. These fatty acid derived products may be produced from a fatty acid via omega or terminal oxidation by enzymes known in the art.

[00226] Any of these may be described herein as a selected chemical product, or a chemical product of interest or as a fatty acid product or as a fatty acid derivative or fatty acid product derivative. Also, any grouping, including any sub-group, of the above listing may be considered what is referred to by “selected chemical product,” “chemical product of interest,” and the like. For any of these chemical products a microorganism may inherently comprise a biosynthesis pathway to such chemical product and/or may require addition of one or more heterologous nucleic acid sequences to provide or complete such a biosynthesis pathway, in order to achieve a desired production of such chemical product.

VII. Disclosed Embodiments are Non-Limiting

[00227] While various embodiments of the present invention have been shown and described herein, it is emphasized that such embodiments are provided by way of example only. Numerous variations, changes and substitutions may be made without departing from the invention herein in its various embodiments. Specifically, and for whatever reason, for any grouping of compounds, nucleic acid sequences, polypeptides including specific proteins including functional enzymes, metabolic pathway enzymes or intermediates, elements, or other compositions, or concentrations stated or otherwise presented herein in a list, table, or other grouping (such as metabolic pathway enzymes shown in a scheme), unless clearly stated otherwise, it is intended that each such grouping provides the basis for and serves to identify various subset embodiments, the subset embodiments in their broadest scope comprising every subset of such grouping by exclusion of one or more members (or subsets) of the respective stated grouping. Moreover, when any range is described herein, unless clearly stated otherwise, that range includes all values therein and all sub-ranges therein.

[00228] Also, and more generally, in accordance with disclosures, discussions, examples and embodiments herein, there may be employed conventional molecular biology, cellular biology, microbiology, and recombinant DNA techniques within the skill of the art. Such techniques are explained fully in the literature. (*See, e.g.*, Sambrook and Russell, “Molecular Cloning: A Laboratory Manual,” Third Edition 2001 (volumes 1-3), Cold Spring Harbor Laboratory Press, Cold Spring Harbor, N.Y.; Animal Cell Culture, R. I. Freshney, ed., 1986.) These published resources are incorporated by reference herein for their respective teachings of standard laboratory methods found therein. Such incorporation, at a minimum, is for the specific

teaching and/or other purpose that may be noted when citing the reference herein. If a specific teaching and/or other purpose is not so noted, then the published resource is specifically incorporated for the teaching(s) indicated by one or more of the title, abstract, and/or summary of the reference. If no such specifically identified teaching and/or other purpose may be so relevant, then the published resource is incorporated in order to more fully describe the state of the art to which the present invention pertains, and/or to provide such teachings as are generally known to those skilled in the art, as may be applicable. However, it is specifically stated that a citation of a published resource herein shall not be construed as an admission that such is prior art to the present invention. Also, in the event that one or more of the incorporated published resources differs from or contradicts this application, including but not limited to defined terms, term usage, described techniques, or the like, this application controls. Subject matter in the Examples is incorporated into this section to the extent not already present.

EXAMPLES

EXAMPLE 1 - NphT7 mutants

[00229] The enzyme NphT7 is a 3-keto-acyl-CoA synthase that is active with acetyl-CoA as the primer and malonyl-CoA as the extender donor to generate a 3-keto-C4-CoA product; the native enzyme has no detectable activity on longer chain primers. Residue modifications were made to NphT7 to alter the acyl-CoA binding pocket to accept substrates with chain lengths greater than or equal to 4 carbons. These modifications are single amino acid changes, combinations of single amino acid changes, and targeted structural loop modifications that allow the condensation reaction of acyl-CoAs with chain lengths greater than or equal to 4 carbons, such as C4-CoA and C6-CoA, with malonyl-CoA. The modifications were made based on the following criteria:

(a) Examination of the crystal structure of a related enzyme, the fabH from *Mycobacterium tuberculosis* (structure 1U6S in the Protein DataBase) identified the residues in Table 16 that contact the acyl chain. The corresponding residues in NphT7 were identified based on homology.

Table 16. Residues of mtFabH that contact the acyl chain in the substrates.

1U6S (mtFabH)
Asn B81
Thr B82
Leu B142
Thr B145
Phe B157
Ile B189
Ser B276
Val B205
Gln A86
Thr A87
Ile A196
Tyr 304

(b) Lid swap mutants. Comparison of the sequence and structural homologies between the mtFabH and NphT7 reveals a predicted L9 loop in NphT7 comprising residues 167-201. The amino acid sequence: GGLTDLIRVPAGGSRQPLDTDGLDAGLQYFAMD, makes up the L9 loops structure corresponding to the acyl-CoA lid. Saturated mutagenesis of the lid (Conversion of each amino acid in the lid to every other amino acid, and combinations of mutations within the lid) may change the lid structure to accept larger acyl-CoA chains.

[00230] Mutant *nphT7* genes were constructed by oligonucleotide-directed mutagenesis and all mutants were verified to be correct by DNA sequencing. Parent and mutant *nphT7* genes were cloned in pET28b vectors in frame with 6 His residues, transformed into *E. coli* BL21(DE3), and cultures in Terrific Broth containing 35 µg/ml kanamycin were incubated at 37°C until the OD₆₀₀ was 0.4. Expression was induced by the addition of 0.1 mM IPTG. Cells were incubated at 18 °C and harvested after 18 hours by centrifugation at 4,000 rpm at 4 °C for 10 minutes. Pellets were stored at -80 °C prior to lysis. Lysates were prepared by resuspending cells in 50 mL Lysis Buffer (25 mM Tris, pH 8.0, 300 mM NaCl, 5 mM β-mercaptoethanol, and benzonase nuclease) and lysing with a Microfluidizer (two passes). Soluble fractions were isolated by centrifugation at 12,000 RPM at 4 °C for 30 minutes. Expression was analyzed by SDS-PAGE (coomassie staining) and anti-His western blotting (4 µg soluble/lane, maintained same volume for soluble/insoluble fraction). NphT7 enzymes were purified by Ni-NTA chromatography. Loop mutants *mtloop1* and *mtloop2* were additionally purified using DEAE-Sephacel chromatography.

[00231] 3-ketoacyl-CoA synthase activity was monitored by measuring the release of free CoA-SH using the 5,5'-dithiobis-(2-nitrobenzoic acid) (DTNB) reagent, malonyl-CoA as the

donor substrate, and various primer substrates (acetyl-CoA, C4-CoA, C6-CoA, or C10-CoA). The increase in absorbance at 412 nm at 37 °C (TNB product formation; $\epsilon = 14.14 \text{ mM}^{-1}\text{cm}^{-1}$ in phosphate buffer at pH 8.0) was used to determine the enzymatic activity. 3-ketoacyl-CoA synthase activity was also monitored by coupling the production of 3-ketoacyl-CoA to the subsequent formation of the 3-hydroxyacyl-CoA product by purified PaFabG and NADPH. Reactions were carried out at room temperature for 30 min, stopped by the addition of acetonitrile to 20% and incubating on ice for 15 minutes, and analyzed by UPLC-MS/MS.

[00232] Specific activities of various engineered NphT7 mutants are shown in Table 17. In addition, by measuring the products of the reactions using UPLC-mass spectrometry, it was demonstrated that the variant of NphT7 with the I147T, F217V mutations produces 3-keto-C6-CoA from C4-CoA, 3-keto-C8-CoA from C6-CoA, and 3-keto-C12-CoA from C10-CoA using malonyl-CoA as the extender donor (see Figure 15; products of the NphT7 reaction were converted to the 3-OH-acyl-CoA by PaFabG to allow quantitation by UPLC-MS). As may be seen from these results, modification of selected residues of NphT7 alters the substrate preference from the almost exclusive preference for acetyl-CoA in the wildtype enzyme to variants that have significant activity on C4-CoA, for example variants I147F,F217V and I147S, F217V.

Table 17. Specific Activities for various NphT7 Mutants

Mutation(s)	S.A. ($\mu\text{mol/min./mg}$), purified			
	Acetyl-CoA	C4-CoA	C6-CoA	C10-CoA
N/A (wild-type) gi 299758082	5.52	0.003	0	ND
F217V	0.544	0.722	0.03	0.003
I147T	2.05	0.015	0.010	ND
I147T, F217V	0.251	0.47	0.025	0.003
I147F, F217V	0.461	1.39	0.054	0.02
I147M, F217V	0.41	1.103	0.049	0.013
I147S, F217V	0.855	1.87	0.075	0.009
Y144L, I147T, F216V	0.005	0.065	0.059	0.007

“ND” = Not Determined

EXAMPLE 2 - Strategies for Identifying 3-ketoacyl-CoA synthase Candidates

[00233] NphT7 is an ideal place to begin forming a strategy for identifying other 3-ketoacyl-CoA synthase candidates because unlike type II FAS 3-ketoacyl-ACP synthases (KAS) that uses malonyl-ACP as an extender, it can perform the targeted reaction using malonyl-CoA and therefore, homologs of NphT7 would likely have maintained specificity for malonyl-CoA.

In addition, KAS III from various organisms have been characterized by crystal structures and biochemical assays to define substrate binding sites and substrate specificities. Unlike NphT7, KAS III from various organisms have shown different specificity for longer or branched acyl-CoA. There is similar information available for KAS I and KAS II but unlike KAS III that utilizes acyl-CoA as a substrate for the condensation reaction, they require acyl-ACP as a substrate. Therefore, crystal structures of known KAS III along with biochemical data provide guidance in identifying conserved residues that recognize acyl-CoA and aid in identification of NphT7 homologs that utilize longer chain acyl-CoAs.

Table 18. Summary of substrate specificity of KAS III from different organisms

KAS III (FabH homologs)	Substrate Specificity ^a	Reference
<i>E. coli</i> FabH	C2 - C3	Choi et al., J Bact. 2000
<i>B. subtilis</i> FabH1	C2 - C8*	Choi et al., J Bact. 2000
<i>B. subtilis</i> FabH2	C2 - C7*	Choi et al., J Bact. 2000
<i>S. aureus</i> FabH	C2 - C16*	Qui et al., Protein Science 2005
<i>S. pneumoniae</i> FabH	C2-C4	Khandekar et. al., J. Bio. Chem. 2001
<i>M. tuberculosis</i> FabH	C8 - C16	Choi et al., J Bio. Chem. 2000

^a Substrate specificity determined by enzyme activity

* Substrates include branched chain acyl-CoA

[00234] Okamura et al. (PNAS, 2010) defines the biochemical function of NphT7 and compares the amino acid sequence to other NphT7 homologs and *E. coli* KAS III, FabH (ecFabH). Mainly, the well characterized ecFabH is used to describe the similarities between all NphT7 (NphT7 and 6 NphT7 homologs) and the main differences to KAS III. The information provided by Okamura et al. with addition of other reports describing other KAS III will be used to define rules for identifying potential 3-ketoacyl-CoA candidates.

[00235] The following five strategies for identifying 3-ketoacyl-CoA candidates were used:

1. BLASTp to identify NphT7 homologs

Rationale:

- a. Most likely to utilize malonyl-CoA as an extender for the condensation reaction

2. Identify homologs that contains (A/G)GGSR sequence motif

Rationale:

- a. The predicted L9 loops in the NphT7 homologs are inserted with additional sequence and share an (A/G)GGSR sequence motif

- b. Okamura et al. suggest (A/G)GSR motif may serve as one of recognition sites for the CoA moiety of the extender substrate malonyl-CoA
- c. (A/G)GSR motif and additional sequence are not found in KAS III homologs, thus indicating the sequence motif is specific to NphT7 homologs
- d. Reference
 - i. Okamura et al., PNAS 2010

3. Select for NphT7 homologs that do not contain STPDXPQ sequence motif

Rationale:

- a. Phe87 residue that dictates primer substrate specificity in ecFabH (KAS III) is replaced by Gln in the NphT7 homologs.
- b. All NphT7 homologs share a STPDXPQ sequence motif with Gln being part of the sequence motif.
- c. KAS III homologs do not have conserved STPDXPQ motif.
- d. Reference
 - i. Okamura et al., PNAS 2010

4. Identify homologs that contain only hydrophobic residues in the substrate binding site

Rationale:

- a. Phe87, Leu142, Phe157, Leu188, and Leu205 of ecFabH that form the hydrophobic pocket for recognition of the acetyl methyl group of acetyl-CoA are not conserved in NphT7 homologs
 - i. NphT7 has 3 out of 5 amino acids that are hydrophobic residues
- b. Most hydrophobic residues are conserved among KAS III homologs.
- c. Reference
 - i. Okamura et al., PNAS 2010
 - ii. Qui et al., Protein Science 2005
 - iii. Scarsdale et al., JBC 2001
 - iv. Qui et al., JBC 1999

5. Identify different families of NphT7 homologs

Rationale:

- a. Phylogenetic tree created from multiple sequence alignment (MSA) of NphT7 homologs that have met the above requirements will be used to select candidates that would represent the most diverse group of NphT7 homologs that have evolved from different ancestors.

- i. The diversity would allow for the highest possibility of finding an NphT7 homolog with different specificity due to evolving from different ancestors

Result/Outcome

[00236] The following summarizes the results from the five strategies for identifying 3-ketoacyl-CoA candidates outlined above:

1. Homology search of NphT7
 - a. BLAST search was performed with NphT7 as a reference sequence with maximum sequence target at 10,000 without a cutoff for e-value
 - i. BLAST search resulted in 7141 homologs of NphT7
2. Select for NphT7 homologs with (A/G)GGSR motif
 - a. 309 NphT7 homologs had (A/G)GGSR motif.
3. Elimination of homologs with STPDXPQ sequence motif
 - a. 288 NphT7 homologs did not have STPDXPQ motif
4. Selection based on conservation of hydrophobic residues in the substrate binding pocket
 - a. Of the 288 homologs, 144 NphT7 homologs had hydrophobic residues at the 5 residues that are conserved between KAS III
5. Selection based on evolutionary distance from NphT7 and known KAS III
 - a. Phylogenetic tree constructed from MSA of NphT7 homologs, NphT7, ecFabH, mtFabH, bsFabH1, bsFabH2, saFabH, spFabH with (A/G)GGSR sequence motif indicate there are 6 different families of NphT7 homologs (Table 17).
 - b. 22 3-ketoacyl-CoA synthase candidate were chosen to cover all 6 families
 - i. 10 3-ketoacyl-CoA synthase candidates
 1. With (A/G)GGSR sequence motif
 2. Without STPDXPQ sequence motif
 3. With conserved hydrophobic residues
 - ii. 11 3-ketoacyl-CoA synthase candidates
 1. With (A/G)GGSR sequence motif
 2. Without STPDXPQ sequence motif
 - iii. 1 3-ketoacyl-CoA synthase candidates
 1. With (A/G)GGSR sequence motif

List of 3-ketoacyl-CoA synthase candidates

[00237] [00237] lists the 3-ketoacyl-CoA synthase chosen based on the criteria described above. In addition, each synthase was aligned to NphT7, ecFabH, mtFabH, and saFabH to determine percent sequence identity, similarity and gap. Synthases 1 – 10 are chosen based on having all criteria met. Synthases 11 – 21 are chosen based on having all criteria met except for conserved hydrophobic residues. Synthase 22 is chosen based on having (A/G)GGSR sequence motif

Table 19 List of 3-ketoacyl-CoA synthases

	Organism	Protein ID	NphT7			ecFabH			saFabH			mtFabH		
			% Identit y	% positiv e	% Ga p	% Identit y	% positiv e	% Ga p	% Identit y	% positiv e	% Ga p	% Identit y	% positiv e	% Ga p
1	<i>Rhodothermus marinus</i> SG0.5JP17-172	YP_004823890.1	39	56	1	37	54	3	35	55	5	36	50	5
2	<i>Streptomyces davawensis</i> JCM 4913	YP_007523119.1	38	51	0	42	55	3	38	56	5	38	52	2
3	<i>Chlamydomophila pecorum</i> E58	YP_004377485.1	36	55	1	46	63	3	40	59	4	33	53	3
4	<i>Clostridium ultunense</i> Esp	ZP_23165498.1	36	54	1	43	60	2	44	64	4	34	53	7
5	<i>Corallococcus coralloides</i> DSM 2259	YP_005368607.1	42	57	2	49	63	5	34	54	6	41	62	6
6	<i>Desmospora</i> sp. 8437	ZP_08463153.1	43	60	1	50	67	2	38	57	1	52	72	4
7	<i>Paenibacillus peoriae</i> KCTC 3763	ZP_10239638.1	44	58	1	47	65	2	38	55	1	55	73	4
8	<i>Peliosinus fermentans</i> DSM 17108	ZP_10324886.1	41	62	2	46	64	2	38	57	3	48	69	4
9	<i>Candidatus Solibacter usitatus</i> Ellin6076	YP_828246.1	35	53	2	42	60	3	37	58	5	35	52	10
10	<i>Desulfotomaculum nigrificans</i> DSM 574	ZP_08114352.1	40	59	1	46	66	2	47	69	4	37	55	6
11	<i>Saccharomonospora glauca</i> K62	ZP_10013188.1	40	55	2	32	51	5	35	54	5	30	48	5
12	<i>Corallococcus coralloides</i>	AD159524.1	29	47	2	33	48	7	27	47	6	25	41	8
13	<i>Legionella pneumophila</i> str. Corby	YP_001250982.1	32	45	6	32	50	5	31	53	6	27	45	3
14	<i>Streptomyces avermitilis</i>	BAB69376.1	42	54	2	40	55	3	36	54	5	38	51	2
15	<i>Verrucosipora maris</i> AB-18-032	YP_004406674.1	41	52	5	36	55	3	36	56	5	36	50	11
16	<i>Rhodopirellula baltica</i> SH.1	CAD74700.1	42	57	6	42	56	8	40	60	9	32	47	9
17	<i>Candidatus Methylomirabilis oxyfera</i>	YP_003206328.1	43	58	2	48	66	3	44	65	4	39	54	3
18	<i>Thermaerobacter marianensis</i> DSM 12885	YP_004101787.1	43	59	1	47	62	2	46	65	4	41	56	3
19	<i>Caldisericum exile</i> AZM16c01	YP_005472409.1	38	59	1	49	64	2	47	69	4	37	57	4
20	<i>Indibacter alkaliphilus</i> LW1	ZP_11015628.1	30	51	2	40	59	3	39	59	6	33	50	4

	Organism	Protein ID	NphT7			ecFabH			saFabH			mtFabH		
2 1	<i>Candidatus Amoebophilus asiaticus</i> 5a2	YP_001957829 .1	34	52	3	36	57	4	37	57	5	32	50	3
2 2	<i>Flavobacterium sp. F52</i>	ZP_10480443 1	34	52	2	38	56	3	38	57	4	31	53	5

EXAMPLE 3 - Combining NphT7 variants and/or fabH homologs and thioesterases to produce fatty acids with specified chain lengths

[00238] While mutants of NphT7 were engineered that are capable of extending acyl-CoAs of chain length C4, C6, and C10, the specific activities of these enzymes are relatively low for the higher chain lengths. The extension by 2 carbon lengths of acyl-CoAs to form 3-ketoacyl-CoAs is a reaction also carried out by keto-acyl-CoA synthases known as KASIII enzymes, encoded by fabH gene homologs. A number of such gene homologs were synthesized using codons for optimal expression in *E. coli* by a commercial DNA synthesis provider (DNA2.0) and fused with 6 His residues at the N-terminus for purification of the proteins by affinity chromatography. The genes were expressed in *E. coli* and KAS activity was assayed using the DTNB assay for CoA-SH release from the condensation of malonyl-CoA with acyl-CoAs of varying chain lengths. Table 20 lists the enzyme homologs with sufficiently high level KAS activity to enable such enzymes to extend the acyl-CoAs of the various chain lengths noted in the table. As may be seen from the results in Table 20, FabH enzymes from different sources have different substrate chain-length preferences.

Table 20. High level KAS activity

Enzymes	Organisms
Acetyl-CoA	Streptomyces sp. (strain CL190) Pelosinus fermentans DSM 17108 Saccharomonospora glauca K62 Verrucosipora maris AB-18-032 Clostridiales bacterium 1_7_47_FAA
C4-CoA	Streptomyces sp. (strain CL190) Saccharomonospora glauca K62 Saccharomonospora azurea NA-128 Mesorhizobium sp. STM 4661 Clostridiales bacterium 1_7_47_FAA
C6-CoA	Gordonia aichiensis NBRC 108223 Arcobacter butzleri ED-1 Clostridiales bacterium 1_7_47_FAA Saccharomonospora glauca K62 Ralstonia solanacearum Po82
C8-CoA	Gordonia aichiensis NBRC 108223 Gluconacetobacter oboediens 174Bp2 Arcobacter butzleri ED-1 Ralstonia solanacearum Po82

	Phaeobacter gallaeciensis 2.10
C10-CoA	Alishewanella aestuarii B11 Streptomyces sp. (strain CL190)

[00239] A further approach to chain length specificity can be achieved by targeting the release of fatty acids from the acyl-CoA precursor. The genes encoding a variety of thioesterases were synthesized using codons optimized for expression in *E. coli* by a commercial DNA synthesis provider (DNA2.0) and the genes expressed. Purification of the enzymes was enabled by affinity chromatography based on the N-terminal 6His affinity tag. The activity of this variety of thioesterases on acyl-CoAs of different chain lengths was assessed (Figure 16). Thus while thioesterase PA2801TE has broad specificity from C6-CoA to C16-CoA, thioesterase 'tesA has no detectable activity on acyl-CoAs shorter than C10, and is minimally active on C10-CoA.

[00240] Thus the incorporation of an NphT7 variant, a FabH with the desired specificity as shown in Table 20, and the appropriate thioesterase as shown in Figure 16 into a recombinant organism along with the enzymes that comprise an engineered fatty acid pathway enables the targeted production of fatty acids with specified chain lengths.

EXAMPLE 4 - Shake Flask Free Fatty Acid (FFA) productions

[00241] A number of genetically modified *E. coli* strains were evaluated for production of free fatty acids. These strains comprise an engineered host based on strain BW25113 and with the additional genetic modifications: Δ ldhA::frt, Δ pflB::frt, Δ mgsA::frt, Δ poxB::frt, Δ pta-ack::frt; a temperature-sensitive allele of *fabI* (*fabI*^{ts} S241F); and the additional modifications: Δ tig::frt, Δ atoDAEB::frt, Δ fadD::frt that minimize diversion of acyl-CoA substrates or fatty acid products. Genes encoding NphT7, one or more thioesterases, a keto-CoA reductase (KCR), a 3-hydroxyacyl-CoA dehydratase (3HDh), and an enoyl-CoA reductase (EnCr) are also provided on plasmids. The genes present in samples 1-5 are depicted in Table 21.

Table 21. Genes Present in Samples 1 - 5

Strain Sample	3-ketoacyl-CoA synthase	Thioesterases	KCR	3HDh	EnCr
Sample 1 (control)	NphT7	none			
Sample 2	NphT7	'tesA	Hbd	Crt	Ter
Sample 3	NphT7	FadA 'tesA	FadB	FadB	Ter
Sample 4	NphT7	'tesA	FadB	FadB	Ter
Sample 5	NphT7	'tesA	FadB	FadB	Ter fadE

[00242] The rate of producing C8-C18 FFA by these samples is shown in Figure 17 and the titers for C6-C18 FFA production is shown in Figure 18. The distribution of chain length specificity with strain sample 3 is shown in Figure 19; 36% of the product is C14-C16 FFA. These results demonstrate that increased fatty acid production is achieved in these engineered strains, with a titer of 4.07 g/L by Sample 3.

[00243] Alternative KCRs, 3HDh, and EnCr enzymes may be used to provide the requisite activities to convert the keto-acyl-CoA product of NphT7, NphT7 mutants, or fabH homologs to the fully saturated product elongated by 2 carbons, viz. the reduction of the keto-acyl-CoA to 3-hydroxyacyl-CoA by KCR, the dehydration of the 3-hydroxyacyl-CoA to the enoyl-CoA by 3HDh, and the reduction of the enoyl-CoA to acyl-CoA by EnCr. For example, alternative KCRs including FadIJ, Hbd, and FadB. FadB has sufficient activity as a KCR up to C16 (See the Table 22 below).

Table 22. Activity of FadB on 3-hydroxyacyl-CoAs of different chain lengths

Substrate	Specific Activity (U/mg)
3-OH-C4-CoA	0.4321
3-OH-C6-CoA	0.585
3-OH-C8-CoA	0.1255
3-OH-C10-CoA	0.1777
3-OH-C12-CoA	0.1935
3-OH-C14-CoA	0.2564
3-OH-C16-CoA	0.1158

[00244] Alternative 3HDhs including the bifunctional FadB, FabG, FadJ, and Hbd were tested for activity and product specificity. The results are shown in Figure 20 expressed as percent of the activity achieved with the most preferred substrate.

[00245] To prevent consumption of the fatty acid product and to maintain chain length specificity, additional host genetic modifications to eliminate thioesterases may be required. These modifications include deletion or modulation of *tesB*, *yciA*, *fadM*, *ybgC*, and *ybfF*.

Example 5. Production of 3-keto-C₅-CoA

[00246] It was demonstrated that odd chain length fatty acids can be produced using the genetically modified enzymes and methods of the present invention. In particular, it was demonstrated that the enzymes NphT7 and NphT7 mutants are active with propionyl-CoA as the primer and malonyl-CoA as the extender donor to generate C₅ keto-acyl-CoA. The NphT7 variants and *fabHs* described herein would further extend the C₅ keto-acyl-CoA to make longer chain odd-numbered fatty acid products.

[00247] Freshly purified His₆-NphT7, His₆-NphT7(I147T, F217V), His₆-NphT7(I147S, F217V), and His₆-Hbd were used in all the experiments in this example. NphT7 reactions (200 μ L) contained 100 mM Tris-HCl (pH 8), 5 mM MgCl₂, 1 mM malonyl-CoA, 1 mM primer CoA (C₂-, or C₃-CoA), and various concentrations of wild-type NphT7 or mutant enzymes. Reactions without any primer CoA but with malonyl-CoA were also run. Formation of Mg²⁺-3-keto-acyl-CoA adduct was monitored at 303 nm, at 37°C for 15 min. NphT7-Hbd coupled reactions (200 μ L) contained 100 mM Tris-HCl (pH 8), 0.75 mM NADH, 1 mM malonyl-CoA, 1 mM primer CoA (C₂ or C₃-CoA), 10 μ g of partially purified Hbd, and various concentrations of wild-type NphT7 or mutant enzymes. Reactions without any primer CoA but with malonyl-CoA were also run. Oxidation of NADH was followed at 340 nm, at 37°C for 15 min. At the end of the 15-minute enzyme reactions, 100 μ L of samples were removed from each reaction and immediately mixed with 25 μ L acetonitrile to terminate enzyme reactions. The mixtures were incubated on ice for at least 15 min, followed by centrifugation at 3,220 x g at 4°C for 15 min. Supernatants were saved for UPLC-MS/MS analyses for the detection of 3-keto- and 3-OH-C₄ and C₅-CoA. In certain runs, the Hbd enzyme was also used to determine if keto-CoA produced could be reduced to hydroxyacyl-CoA. The experimental results are shown in Table 23.

Table 23. Summary of Substrates and Enzymes use in Experiment

Runs	Substrate 1	Substrate 2	Enzyme			Amount of Products Produced (ppm)			
			Synthase	Hbd	Synthase Amount (mg)	3-keto-C4-CoA (851.6)	3-OH-C4-CoA (853.6)	3-keto-C5-CoA (865.6)	3-OH-C5-CoA (867.6)
1	C2-CoA	M-CoA	NphT7	No	0.00404	587.1	35.9	0.1	0.1
					0.00202	393.3	25.8	0.1	0
					0.00101	282.4	22.1	0	0.1
					0.000505	123.3	17.2	0.1	0
					0.000253	61.9	15.4	0.1	0
					0	22.3	16.1	0	0
2	C3-CoA	M-CoA	NphT7	No	0.00404	20	9.4	79.8	5.2
					0.00202	10.1	10.6	31.3	2.2
					0.00101	6.2	9.6	13.2	1
					0.000505	4.9	10.4	6.1	0.5
					0.000253	3.2	10.8	3	0.2
					0	3.6	11.5	1.1	0.1
3	-	M-CoA	NphT7	No	0.00404	7.9	7.3	0.6	0.1
					0.00202	5.9	6.6	0.5	0
					0.00101	4.1	5.7	0.4	0
					0.000505	2.3	7.8	0.4	0
					0.000253	1.5	6.3	0.3	0
					0	1	10.3	0.3	0
4	C2-CoA	M-CoA	NphT7	Yes	0.00404	25	421.3	0.1	0.1
					0.00202	17.5	220.6	0.1	0
					0.00101	16.8	87.8	0.1	0
					0.000505	17.6	34.7	0.1	0.1
5	C3-CoA	M-CoA	NphT7	Yes	0.00404	4.1	15.4	1.6	46.8
					0.00202	2.3	9.1	1.4	13.1
					0.00101	1.8	8.2	1.4	3.8
					0.000505	1.3	6.8	1.1	1.6
6	-	M-CoA	NphT7	Yes	0.00404	0.9	23.9	0.1	0
					0.00202	0.7	13	0.1	0
					0.00101	0.7	7	0.1	0
					0.000505	0.7	8.2	0.1	0
7	C2-CoA	M-CoA	NphT7(I147T, F217V)	No	0.146	613.6	33.8	0.1	0.1
					0.073	637.8	35	0.1	0.1
					0.0365	695.1	38.7	0.1	0.1
					0.01825	664.1	39.9	0.1	0.1
					0	26.6	10.7	0.1	0
8	C3-CoA	M-CoA	NphT7(I147T, F217V)	No	0.146	49.5	5.9	221.1	15.1
					0.073	43.2	6.5	232.2	16.1
					0.0365	42.5	6	250.7	17.9
					0.01825	28.3	4.9	237.9	15.8
					0	2.2	8.6	4.5	0.3
9	-	M-CoA	NphT7(I147T, F217V)	No	0.146	125.9	12.6	0.3	0.1
					0.073	169.1	9.7	0.3	0.1
					0.0365	176.7	10.1	0.3	0.1
					0.01825	88	12.1	0.3	0.1
					0	3.6	8.6	0.3	0
10	C2-CoA	M-CoA	NphT7(I147T, F217V)	Yes	0.146	99.7	568.8	0.1	0.6

Runs	Substrate 1	Substrate 2	Enzyme			Amount of Products Produced (ppm)			
			Synthase	Hbd	Synthase Amount (mg)	3-keto-C4-CoA (851.6)	3-OH-C4-CoA (853.6)	3-keto-C5-CoA (865.6)	3-OH-C5-CoA (867.6)
					0.073	55.3	605.7	0.1	0.6
					0.0365	43.9	553.3	0.1	0.4
					0	16	15.9	0	0.4
11	C3-CoA	M-CoA	NphT7(I147T, F217V)	Yes	0.146	9.5	55.1	16.5	348.7
					0.073	6.3	45.5	14.9	330.3
					0.0365	4.7	47.1	13.8	351
					0	1.2	8.5	1.1	4.3
12	-	M-CoA	NphT7(I147T, F217V)	Yes	0.146	4.4	270.1	0.1	2.1
					0.073	4.7	302.5	0.2	1.5
					0.0365	1.6	148.6	0.1	1.1
					0	0.8	8.6	0.1	0.7
13	C2-CoA	M-CoA	NphT7(I147S, F217V)	No	0.01925	570.3	26.8	0.3	0.1
					0.009625	487	24.9	0.2	0.1
					0.004813	340.7	19.5	0.2	0.1
					0.002406	232.7	15.5	0.2	0
					0	20.9	10.2	0.2	0
14	C3-CoA	M-CoA	NphT7(I147S, F217V)	No	0.01925	33.1	5.4	247.1	18.4
					0.009625	14.6	6.2	173.5	11.8
					0.004813	6.6	6.2	107.2	7.5
					0.002406	3.9	6.6	67.1	4.7
					0	1.5	7.5	2.5	0.2
15	-	M-CoA	NphT7(I147S, F217V)	No	0.01925	121.9	8.7	0.2	0.1
					0.009625	88.3	8.6	0.2	0.1
					0.004813	40.2	8.1	0.2	0.1
					0.002406	13.6	6.3	0.1	0.1
					0	1.5	6.6	0.2	0.1
16	C2-CoA	M-CoA	NphT7(I147S, F217V)	Yes	0.01925	23.6	427.2	0.1	0.1
					0.009625	22.3	452.9	0.1	0.1
					0.004813	17.4	342.2	0.1	0.1
					0	18.2	14	0.1	0.1
17	C3-CoA	M-CoA	NphT7(I147S, F217V)	Yes	0.01925	3.4	36.8	10.9	333.6
					0.009625	2.5	32.6	7.1	306.4
					0.004813	2.1	18.5	2	204.4
					0	1	7.3	0.9	3.3
18	-	M-CoA	NphT7(I147S, F217V)	Yes	0.01925	2.3	268	0.1	1.4
					0.009625	0.7	92.8	0.1	0.8
					0.004813	0.8	23.5	0.1	0.6
					0	0.6	7.4	0.1	0.4

[00248] 3-keto-C5-CoA was produced by NphT7 only when C3- and malonyl-CoA were present simultaneously (Table 23 – Run 2). When NphT7 was coupled to Hbd, the majority of the 3-keto-C5-CoA was reduced to 3-OH-C5-CoA. These results indicated that wild-type NphT7 is capable of utilizing a C3-CoA as primer in synthesizing 3-keto-C5-CoA, and Hbd from *Clostridium acetobutylicum* is capable of reducing 3-keto-C5-CoA.

[00249] Reactions using either NphT7 (I147T, F217V) or NphT7 (I147S, F217V) mutants were similar to those obtained in wild-type NphT7 reactions. Both mutants could use C3-CoA as primer to produce 3-keto-C5-CoA, which was further reduced to 3-OH-C5-CoA in the presence of Hbd plus NADH (Table 23 – Runs 7-18). With acetyl-CoA plus malonyl-CoA or malonyl-CoA alone, only 3-keto-C4-CoA was produced by these enzymes. Higher concentrations of products were detected in either NphT7 (I147T, F217V) or NphT7 (I147S, F217V) because more enzymes were used in these 2 reactions than the reactions with wild-type NphT7.

[00250] When 3-keto-C5-CoA concentrations were plotted against the amount of enzymes in each reaction, specific activities (average over 15 min) of NphT7, NphT7 (I147T, F217V), and NphT7 (I147S, F217V) were 0.3, 0.2, and 0.27 U/mg, respectively.

[00251] Production of odd chain fatty acids, such as fatty acids of C5, C7, C9, C11, C13, C15, and C17 in length, is made possible by the construction of recombinant strains carrying genes expressing NphT7 and/or an NphT7 mutant, a fabH with the desired chain length specificity, a KCR, a 3HDh, and an EnCr, and a terminating enzyme such as a thioesterase or an ester synthase with the desired chain length specificity, and providing a source of propionyl-CoA as the primer and malonyl-CoA as the extender.

Example 7. Production of C₄ and C₆ Fatty Acid

[00252] It was demonstrated that C₄ and C₆ fatty acids can be produced using the genetically modified enzymes and methods of the present invention. In particular, it was demonstrated that C₄ and C₆ fatty acids can be produced by microorganisms genetically modified to encode certain NphT7 mutant enzymes in combination with PA2801TE thioesterase. These amino acid modifications enable the condensation reaction of acyl-CoA (C₄-CoA and C₆-CoA) with malonyl-CoA. In particular, the genetically modified microorganism comprises one or more heterologous 3-ketoacyl-CoA synthases selected from the group comprising wild-type NphT7, a variant of NphT7 with the I147T and F217V mutations, or a variant of NphT7 with I147S and F217V mutations, and any combination thereof, and at least one of: a) a heterologous KCR, such as fadB; b) a heterologous 3HDh, such as a fadB, c) a heterologous EnCr, such as ter; and d) a thioesterase PA2801TE.

[00253] The following genetically modified E. coli strains were evaluated for production of free fatty acids:

Table 24. Genetic Modifications of Test Strains

Strain	Synthase/thiolase	KCR	3HDh	EnCr	thioesterase	Host Genotype*	Plasmid 1	Plasmid 2
A	nphT7 fadA	fadB		ter	'tesA	1	pACYC-PpstsIH-nphT7-ter TT-PpstsIH 'tesA	pET-PpstsIH-fadBA-TT
B	nphT7 fadA	fadB		ter	'tesA	2	pACYC-PpstsIH-nphT7-ter TT-PpstsIH 'tesA	pET-PpstsIH-fadBA-TT-
C	nphT7	fadB		ter	NONE	2	pACYC-PpstsIH-nphT7-ter TT-PpstsIH-fadB	pET-PpstsIH-empty vector
D	nphT7	fadB		ter	PA2801TE	2	pACYC-PpstsIH-nphT7-ter TT-PpstsIH fadB	pET-PpstsIH-PA2801TE
E	nphT7 nphT7(I147T, F217V)	fadB		ter	PA2801TE	2	pACYC-PpstsIH-nphT7-ter TT-PpstsIH fadB	pET-PpstsIH-NphT7(I147 T, F216V)-PA2801TE
F	nphT7 nphT7(I147T, F217V)	fadB		ter	PA28018TE	2	pACYC-PpstsIH-nphT7-ter TT-PpstsIH fadB	pET-PpstsIH-NphT7(I147 T, F216V)-PA2801TE
*Genotype 1: F-, Δ(araD-araB)567, ΔlacZ4787(::rrnB-3), LAM-, rph-1, Δ(rhaD-rhaB)568, hsdR514, ΔldhA::frt, ΔpflB::frt, ΔmgsA::frt, ΔpoxB::frt, Δpta-ack::frt, fabI(ts)-(S241F)-zeoR, Δtig::frt, ΔatoDAEB::frt, ΔfadD::frt, ΔtesB::frt, ΔyciA::frt								
Genotype 2: F-, Δ(araD-araB)567, ΔlacZ4787(::rrnB-3), LAM-, rph-1, Δ(rhaD-rhaB)568, hsdR514, ΔldhA::frt, ΔpflB::frt, ΔmgsA::frt, ΔpoxB::frt, Δpta-ack::frt, fabI(ts)-(S241F)-zeoR, fabB(ts), ΔfabF::frt, coaA, fabD(ts), Δtig::frt, ΔatoDAEB::frt, ΔfadD::frt, ΔyciA::frt, ΔtesB::frt, ΔfadBA::frt, ΔfadIJ::frt, ΔybgC::frt, ΔybfF::frt								

[00254] A single colony was incubated at 30°C for 20 hours in 150 ml SM11 with 35μg/ml Kanamycin and 20μg/ml Chloramphenicol. The cultures were transferred to 50 mL conical tubes and centrifuged at 4,000 RPM for 15 minutes. The pellets were resuspended in fresh SM11 (with phosphate) media to an optical density of 20. The resuspensions of each strain were combined, and 2.5 ml (5%) of the combined resuspensions was used to inoculate 50ml of SM11 without phosphate media. The culture was incubated for 4 hours at 30°C, and thereafter the temperature was shifted to 37°C. After an additional 20 hours, samples were taken and

analyzed for the amount of free fatty acid present. The amounts of C₄, C₆, and total free fatty acid measured as C₄-C₁₈ produced are shown in Figure 21. In addition, samples were taken at the 18 hour time point post the temperature shift and analyzed for the free fatty acid distribution. The results of this analysis are shown in Figure 22.

Example 8. Production of C₄, C₆ and C₈ Fatty Acid

[00255] C₄, C₆ and C₈ fatty acids were produced using the genetically modified enzymes and methods of the present invention. In particular, C₄, C₆ and C₈ fatty acids were produced by microorganisms genetically modified to encode certain NphT7 mutant enzymes in combination with thioesterases. These amino acid modifications enable the condensation reaction of acyl-CoA (C₂-CoA, C₄-CoA, and C₆-CoA) with malonyl-CoA. The genetically modified microorganism comprises one or more heterologous 3-ketoacyl-CoA synthases selected from the group comprising wild-type NphT7, or a variant of NphT7 with I147S and F217V mutations, and any combination thereof, and at least one of: a) a heterologous KCR, such as fadB; b) a heterologous 3HDh, such as a fadB, c) a heterologous EnCr, such as ter; and d) a thioesterase 'tesA.

[00256] The following genetically modified E. coli strains were evaluated for production of free fatty acids:

Table 25. Genetic Modifications of Test Strains

Strain	Synthase	KCR	3Hdh	EnCr	thioesterase	Host Genotype	Plasmid(s)
G	nphT7	fadB		ter	'tesA	F-, Δ(araD-araB)567, ΔlacZ4787(::rrnB-3), LAM-, rph-1, Δ(rhaD-rhaB)568, hsdR514, ΔldhA::frt, ΔpflB::frt, ΔmgsA::frt, ΔpoxB::frt, Δpta-ack::frt, fabI(ts)-(S241F)-zeoR, fabB(ts), ΔfabF::frt, coaA*, fabD(ts), Δtig::frt, ΔatoDAEB::frt, ΔfadD::frt, ΔyciA::frt, ΔtesB::frt, ΔfadBA::frt, ΔfadIJ::frt	pACYC_PpstsIH-nphT7-ter_PpstsIH-'tesA pET-PpstsIH-FadB

H	nphT7 nphT7(I147S- F217V)	fadB	ter	NONE	F-, Δ(araD-araB)567, ΔlacZ4787(::rrnB-3), LAM-, rph-1, Δ(rhaD- rhaB)568, hsdR514, ΔldhA::frt, ΔpflB::frt, ΔmgsA::frt, ΔpoxB::frt, Δpta-ack::frt, fabI(ts)- (S241F)-zeoR, fabB(ts), ΔfabF::frt, coaA*, fabD(ts), Δtig::frt, ΔatoDAEB::frt, ΔfadD::frt, ΔyciA::frt, ΔtesB::frt, ΔfadBA::frt, ΔfadIJ::frt, ΔybgC::frt	pACYC_PpstsIH- nphT7-ter-TT- PpstsIH-fadB pET_PpstsIH- His- nphT7(I147S- F217V)
I	nphT7 nphT7(I147S- F217V)	fadB	ter	NONE	F-, Δ(araD-araB)567, ΔlacZ4787(::rrnB-3), LAM-, rph-1, Δ(rhaD- rhaB)568, hsdR514, ΔldhA::frt, ΔpflB::frt, ΔmgsA::frt, ΔpoxB::frt, Δpta-ack::frt, fabI(ts)- (S241F)-zeoR, fabB(ts), ΔfabF::frt, coaA*, fabD(ts), Δtig::frt, ΔatoDAEB::frt, ΔfadD::frt, ΔyciA::frt, ΔtesB::frt, ΔfadBA::frt, ΔfadIJ::frt, ΔybgC::frt, ΔybfF::frt	pACYC_PpstsIH- nphT7-ter-TT- PpstsIH-fadB pET_PpstsIH- His- nphT7(I147S- F217V)
J	nphT7 nphT7(I147S- F217V)	fadB	ter	'tesA	F-, Δ(araD-araB)567, ΔlacZ4787(::rrnB-3), LAM-, rph-1, Δ(rhaD- rhaB)568, hsdR514, ΔldhA::frt, ΔpflB::frt, ΔmgsA::frt, ΔpoxB::frt, Δpta-ack::frt, fabI(ts)- (S241F)-zeoR, fabB(ts), ΔfabF::frt, coaA*, fabD(ts), Δtig::frt, ΔatoDAEB::frt, ΔfadD::frt, ΔyciA::frt, ΔtesB::frt, ΔfadBA::frt, ΔfadIJ::frt, ΔybgC::frt, ΔaldB::PpstsIH-'tesA- TT_loxP-BlsdR-loxP	pACYC_PpstsIH- nphT7-ter-TT- PpstsIH-fadB pET_PpstsIH- His- nphT7(I147S- F217V)
K	nphT7 nphT7(I147S- F217V)	fadB	ter	'tesA	F-, Δ(araD-araB)567, ΔlacZ4787(::rrnB-3), LAM-, rph-1, Δ(rhaD- rhaB)568, hsdR514, ΔldhA::frt, ΔpflB::frt, ΔmgsA::frt, ΔpoxB::frt, Δpta-ack::frt, fabI(ts)- (S241F)-zeoR, fabB(ts), ΔfabF::frt, coaA*, fabD(ts), Δtig::frt, ΔatoDAEB::frt, ΔfadD::frt, ΔyciA::frt, ΔtesB::frt, ΔfadBA::frt, ΔfadIJ::frt, ΔybgC::frt, ΔybfF::frt, ΔaldB::PpstsIH-'tesA- TT_loxP-BlsdR-loxP	pACYC_PpstsIH- nphT7-ter-TT- PpstsIH-fadB pET_PpstsIH- His- nphT7(I147S- F217V)

coaA* denotes an allele of coaA (pantothenate kinase) which is resistant to feedback inhibition. The same method outlined in Example 7 was used, however the culture was allowed to ferment for 68 hours post temperature shift and samples were taken and analyzed for the amount of free fatty acid present. The amounts of C4, C6, and C8 free fatty acid produced are shown in Figure 23 and the amounts of total fatty acids (C4-C18) produced are shown in Figure 24. The distribution of free fatty acids produced by the various strains is shown in Figure 25. These results indicate that strains J and K produce C6-fatty acids with high specificity.

[00257] Production of fatty acids of chain length > C8, such as C10, C12, C14, C16, and C18 fatty acids in length with high specificity, is made possible by the construction of recombinant strains carrying genes expressing NphT7 and/or an NphT7 mutant, a fabH with the desired chain length specificity, a KCR, a 3HDh, and an EnCr, and a terminating enzyme such as a thioesterase or an ester synthase with the desired specificity, and providing a source of acetyl-CoA as the primer and malonyl-CoA as the extender.

[00258] While preferred embodiments of the present invention have been shown and described herein, it will be obvious to those skilled in the art that such embodiments are provided by way of example only. Numerous variations, changes, and substitutions will now occur to those skilled in the art without departing from the invention. It should be understood that various alternatives to the embodiments of the invention described herein may be employed in practicing the invention.

WHAT IS CLAIMED IS:

Claim 1. A genetically modified organism comprising a heterologous nucleic acid sequence encoding a 3-ketoacyl-CoA synthase, a ketoacyl-CoA reductase, a hydroxyacyl-CoA dehydratase, or an enoyl-CoA reductase; and wherein said microorganism is capable of producing a fatty acid or fatty acid-derived product having a carbon chain length of C4 or greater.

Claim 2. The genetically modified organism of claim Claim 1. wherein the 3-ketoacyl-CoA synthase comprises NphT7.

Claim 3. The genetically modified organism of claim Claim 1. wherein the 3-ketoacyl-CoA synthase comprises an amino acid sequence of at least 70% homology to any one of SEQ ID NOs. 1-120.

Claim 4. The genetically modified organism of claim Claim 1. wherein the ketoacyl-CoA reductase is selected from the group consisting of a 3-ketobutyryl-CoA reductase, a 3-hydroxybutyryl-CoA dehydrogenase, a 3-ketovaleryl-CoA reductase, and 3-hydroxyvaleryl-CoA dehydrogenase.

Claim 5. The genetically modified organism of claim Claim 4. wherein the ketoacyl-CoA reductase comprises an amino acid sequence of at least 70% homology to any one of SEQ ID NO 183 and SEQ ID NO 271.

Claim 6. The genetically modified organism of claim Claim 1. wherein the hydroxyacyl-CoA dehydratase is selected from the group consisting of a 3-hydroxybutyryl-CoA dehydratase and an enoyl-CoA hydratase.

Claim 7. The genetically modified organism of claim Claim 6. wherein the hydroxyacyl-CoA dehydratase comprises an amino acid sequence of at least 70% homology to any one of SEQ ID NO 183 and SEQ ID NO 272.

Claim 8. The genetically modified organism of claim Claim 1. wherein the enoyl-CoA reductase is trans-2-enoyl-reductase.

Claim 9. The genetically modified organism of claim Claim 8. wherein the enoyl-CoA reductase comprises an amino acid sequence of at least 70% homology to SEQ ID NO 275.

Claim 10. The genetically modified organism of claim Claim 1. wherein the 3-ketoacyl-CoA synthase comprises a modified NphT7 polypeptide comprising one or more amino acid substitutions selected from the group consisting of a PDRP to HFLQ substitution for amino acids 86-89, F217A, F217E, F217G, F217I, F217L, F217M, F217P, F217S, F217T, F217V, F217W, G288S, G309S, I147A, I147C, I147D, I147E, I147F, I147G, I147H, I147K, I147L, I147M, I147N, I147P, I147Q, I147R, I147S, I147T, I147V, I147W, I147Y, V157F, V196G, and Y144L.

Claim 11. The genetically modified organism of claim Claim 1. wherein the 3-ketoacyl-CoA synthase comprises a modified NphT7 polypeptide comprising two amino acid substitutions selected from the group consisting of I147T and F217V, I147T and Y144L, I147T and V196G, I147F and F217V, I147M and F217V, I147S and F217V, I147T and HFLQ, I147T and V157F, I147T and F217G, I147T and F217A, I147T and F217L, I147T and F217I, I147T and F217M, I147T and F217P, I147T and F217S, I147T and F217E, I147S and F217G, I147S and F217A, I147S and F217L, I147S and F217I, I147S and F217M, I147S and F217W, I147S and F217S, I147S and F217E, I147S and F217K, I147F and F217A, I147F and F217L, I147F and F217I, I147F and F217M, I147F and F217P, I147F and F217E, I147M and F217G, I147M and F217A, I147M and F217L, I147M and F217I, I147M and F217M, I147M and F217P, I147M and F217S, I147M and F217E, and I147M and F217K.

Claim 12. The genetically modified organism of claim Claim 1. wherein the 3-ketoacyl-CoA synthase comprises a modified NphT7 polypeptide comprising three amino acid substitutions selected from the group consisting of Y144L, I147T, and F217V; I147T, F217V, and HFLQ; I147T, V147F, and F217V; and Y144L, I147T, and V157F.

Claim 13. The genetically modified organism of claim Claim 1. wherein the 3-ketoacyl-CoA synthase comprises a modified NphT7 polypeptide comprising one or more amino acid substitutions at a position selected from the group consisting of Ser84, Val114, Gly288, Ile194, Gly318, Thr85, Gln90, Val196, Tyr144, Phe159, Ile147, and Phe217.

Claim 14. The genetically modified organism of claim Claim 1. wherein the ketoacyl-CoA reductase is selected from the group consisting 3-ketoacyl-CoA reductase and 3-hydroxyacyl-CoA dehydrogenase.

Claim 15. The genetically modified organism of claim Claim 14. wherein the ketoacyl-CoA reductase comprises an amino acid sequence of at least 70% homology to any one of SEQ ID NO 183 and SEQ ID NO 271.

Claim 16. The genetically modified organism of claim Claim 1. wherein the hydroxyacyl-CoA dehydratase is selected from the group consisting of a 3-hydroxyacyl-CoA dehydratase and enoyl-CoA hydratase.

Claim 17. The genetically modified organism of claim Claim 16. wherein the hydroxyacyl-CoA dehydratase comprises an amino acid sequence of at least 70% homology to any one of SEQ ID NO 183, and SEQ ID NO 272.

Claim 18. The genetically modified organism of claim Claim 1. wherein the enoyl-CoA reductase is trans-2-enoyl-reductase.

Claim 19. The genetically modified organism of claim Claim 18. wherein the enoyl-CoA reductase comprises an amino acid sequence of at least 70% homology to SEQ ID NO 275.

Claim 20. The genetically modified organism of claim Claim 1. further comprising a heterologous nucleic acid sequence encoding a thioesterase or a wax ester synthase.

Claim 21. The genetically modified organism of claim Claim 1. further comprising a heterologous nucleic acid sequence encoding a termination enzyme that catalyzes the production of a fatty acid-derived product selected from the group comprising a fatty alcohol, a fatty aldehyde, a fatty alkene, a fatty amide, a fatty alkane, and a fatty diacid.

Claim 22. The genetically modified organism of claim Claim 20. wherein the thioesterase is an acyl-CoA esterase and the organism is capable of producing a fatty acid.

Claim 23. The genetically modified organism of claim Claim 22. wherein the thioesterase is selected from the group comprising tesA, 'tesA, tesB, yciA, ybgC, ybFF, fadM, AtTE, CpTE, CperfTE, LpTE, and PA2801TE.

Claim 24. The genetically modified organism of claim Claim 22. wherein the thioesterase comprises an amino acid sequence of at least 70% homology to any one of SEQ ID NO 277, SEQ ID NO 278, SEQ ID NO 279, SEQ ID NO 280, SEQ ID NO 281, SEQ ID NO 282, SEQ ID NO 283, SEQ ID NO 284, SEQ ID NO 285, SEQ ID NO 286, SEQ ID NO 287, and SEQ ID NO 288.

Claim 25. The genetically modified organism of claim Claim 20. wherein the wax ester synthase is selected from the group comprising Maq1, Pcry1, Rjos1, and Abork1, and wherein said organism is capable of producing a fatty ester.

Claim 26. The genetically modified organism of claim Claim 20. wherein the wax ester synthase comprises an amino acid sequence of at least 70% homology to any one of SEQ ID NO 289, SEQ ID NO 290, SEQ ID NO 291, and SEQ ID NO 292, and wherein said organism is capable of producing a fatty ester.

Claim 27. The genetically modified organism of claim Claim 20. , wherein

- a) the 3-ketoacyl-CoA synthase is NphT7;
- b) the keto-CoA reductase is selected from the group consisting of hbd and fadB;
- c) the 3-hydroxy-acyl-CoA dehydratase is selected from the group consisting of crt and fadB;
- d) the enoyl-CoA reductase is ter; and
- e) the thioesterase is selected from the group consisting of CpTE, fadM, PA2801TE, tesB, ybgC, ybfF, and yciA,

and wherein the proteins encoded by the polynucleotides are capable of producing a four or five carbon fatty acid or fatty acid derived product.

Claim 28. The genetically modified organism of claim Claim 27. , wherein the thioesterase is selected from the group consisting of tesB and yciA.

Claim 29. The genetically modified organism of claim Claim 20. , wherein

- a) one or more 3-ketoacyl-CoA synthases are selected from the group consisting of NphT7, NphT7 I147T, NphT7 F217V, and NphT7 I147T,F217V;
- b) the keto-CoA reductase is fadB;
- c) the 3-hydroxy-acyl-CoA dehydratase is fadB;
- d) the enoyl-CoA reductase is ter; and
- e) the thioesterase is selected from the group consisting of AtTE, CpTE, CperfTE, PA2801TE, tesA, tesB, ybfF, ybgC, and yciA,

and wherein the proteins encoded by the polynucleotides are capable of producing a six or seven carbon fatty acid or fatty acid derived product.

Claim 30. The genetically modified organism of claim Claim 29. , wherein the thioesterase is selected from the group consisting of PA2801TE, tesB, and yciA.

Claim 31. The genetically modified organism of claim Claim 20. , wherein

- a) one or more 3-ketoacyl-CoA synthases are selected from the group consisting of NphT7, NphT7 I147T, NphT7 F217V, NphT7 I147T and F217V, Nph7 I147S, Nph7 I147S and F217V, and synthase III;

- b) the keto-CoA reductase is selected from the group consisting of fadB and fabG;
- c) the 3-hydroxy-acyl-CoA dehydratase is selected from the group consisting of fadB, ech and ech2;
- d) the enoyl-CoA reductase is ter; and
- e) the thioesterase is selected from the group consisting of AtTE, CpTE, CperfTE, fadM, PA2801TE, tesA, tesB, ybfF, ybgC, and yciA;

and wherein the proteins encoded by the polynucleotides are capable of producing an eight or nine carbon fatty acid or fatty acid derived product.

Claim 32. The genetically modified organism of claim Claim 31. , wherein the thioesterase is selected from the group consisting of PA2801TE, tesB, and yciA.

Claim 33. The genetically modified organism of claim Claim 20. , wherein

- a) one or more 3-ketoacyl-CoA synthases are selected from the group consisting of NphT7, NphT7 I147T, NphT7 F217V, NphT7 I147T and F217V, Nph7 I147S, Nph7 I147S and F217V, synthase III, synthase IV, and synthase V;
- b) the keto-CoA reductase is selected from the group consisting of fadB and fabG;
- c) the 3-hydroxy-acyl-CoA dehydratase is selected from the group consisting of fadB, ech and ech2;
- d) the enoyl-CoA reductase is ter; and
- e) the thioesterase is selected from the group consisting of AtTE, CpTE, fadM, PA2801TE, tesA, tesB, ybfF, ybgC, and yciA,

and wherein the proteins encoded by the polynucleotides are capable of producing a ten or eleven carbon fatty acid or fatty acid derived product.

Claim 34. The genetically modified organism of claim Claim 33. , wherein the thioesterase is selected from the group consisting of tesB and yciA.

Claim 35. The genetically modified organism of claim Claim 20. , wherein

- a) one or more 3-ketoacyl-CoA synthases are selected from the group consisting of NphT7, NphT7 I147T, NphT7 F217V, NphT7 I147T and F217V, Nph7 I147S, Nph7 I147S and F217V, synthase III, synthase IV, synthase V, and synthase VI;
- b) the keto-CoA reductase is selected from the group consisting of fadB, fabG, and fadJ,
- c) the 3-hydroxy-acyl-CoA dehydratase is selected from the group consisting of fadB, ech, and fadJ;

d) the enoyl-CoA reductase is ter; and
 e) the thioesterase is selected from the group consisting of AtTE, CpTE, CperfTE, fadM, LpTE, PA2801TE, tesA, tesB, ybfF, ybgC, and yciA,
 and wherein the proteins encoded by the polynucleotides are capable of producing a twelve or thirteen carbon fatty acid or fatty acid derived product.

Claim 36. The genetically modified organism of claim Claim 35. , wherein the thioesterase is selected from the group consisting of fadM, PA2801TE, tesA, tesB, and yciA.

Claim 37. The genetically modified organism of claim Claim 20. , wherein

a) one or more 3-ketoacyl-CoA synthases are selected from the group consisting of NphT7, NphT7 I147T, NphT7 F217V, NphT7 I147T and F217V, Nph7 I147S, Nph7 I147S and F217V, synthase III, synthase IV, synthase V, and synthase VI;
 b) the keto-CoA reductase is selected from the group consisting of fadB, and fadJ;
 c) the 3-hydroxy-acyl-CoA dehydratase is selected from the group consisting of fadB, and fadJ;
 d) the enoyl-CoA reductase is selected from the group consisting of ter, ydiO and fadE; and
 e) the thioesterase is selected from the group consisting of AtTE, CpTE, CperfTE, fadM, LpTE, PA2801TE, tesA, tesB, ybfF, ybgC, and yciA,
 and wherein the proteins encoded by the polynucleotides are capable of producing a fatty acid with a carbon chain length of at least fourteen carbons.

Claim 38. The genetically modified organism of claim Claim 37. , wherein the thioesterase is selected from the group consisting of fadM, tesA, tesB, and yciA, and the proteins encoded by the polynucleotides are capable of producing a fourteen or fifteen carbon fatty acid or fatty acid derived product.

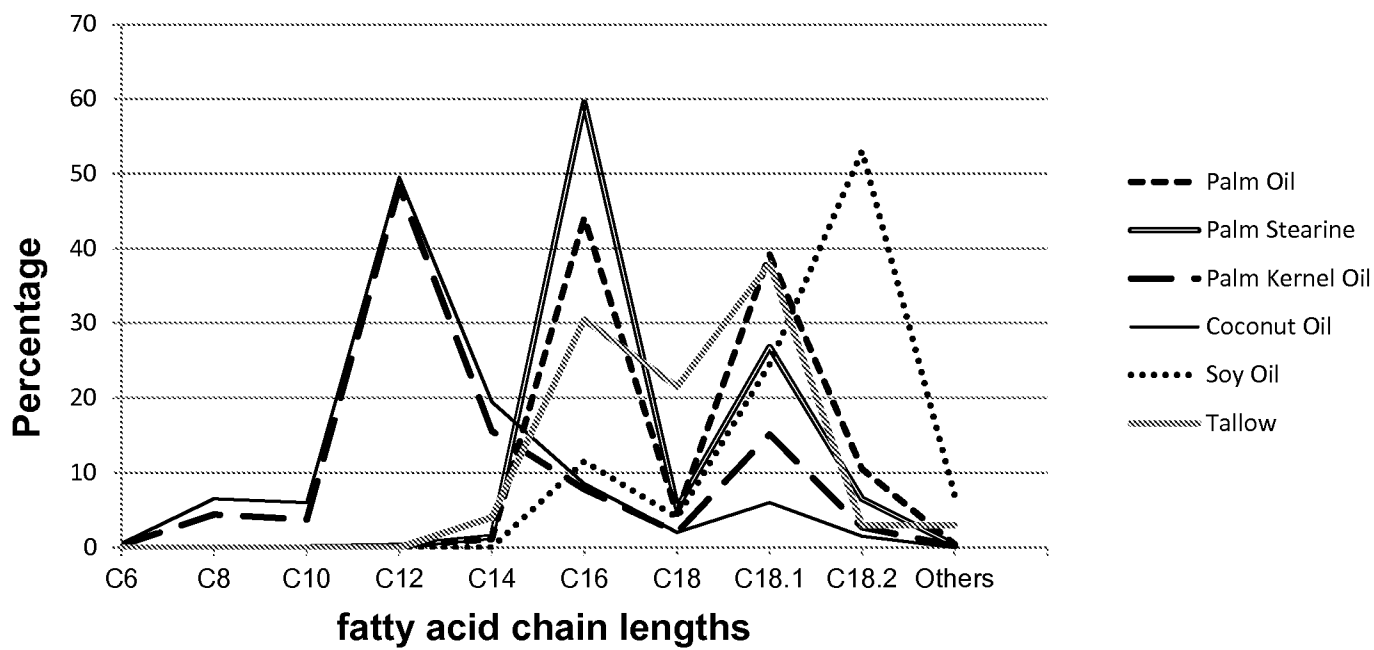
Claim 39. The genetically modified organism of claim Claim 37. , wherein the thioesterase is selected from the group consisting of AtTE, CpTE, CperfTE, fadM, Pa2801TE, tesA, tesB, ybfF, ybgC, and yciA, and the proteins encoded by the polynucleotides are capable of producing a sixteen or seventeen carbon fatty acid or fatty acid derived product.

Claim 40. The genetically modified organism of claim Claim 37. , wherein the thioesterase is selected from the group consisting of AtTE, fadM, tesA, tesB, ybfF, ybgC, and

yciA, and the proteins encoded by the polynucleotides are capable of producing a sixteen or seventeen carbon fatty acid or fatty acid derived product.

Claim 41. The genetically modified organism of claims Claim 1. or Claim 20. wherein the organism is capable of using acetyl-CoA as a primer and malonyl-CoA as the extender molecule to produce a fatty acid or fatty acid derived product have a carbon chain length selected from 4, 6, 8, 10, 12, 14, 16, 18 and 20.

Claim 42. The genetically modified organism of claims Claim 1. or Claim 20. wherein the organism is capable of using propionyl-CoA as a primer and malonyl-CoA as the extender molecule to produce a fatty acid or fatty acid derived product have a carbon chain length selected from 5, 7, 9, 11, 13, 15, 17, 19, and 21.

Figure 1.

(Note that C18, C18.1 and C18.2 are stearic acid, oleic acid, and linoleic acid, respectively)

Figure 2

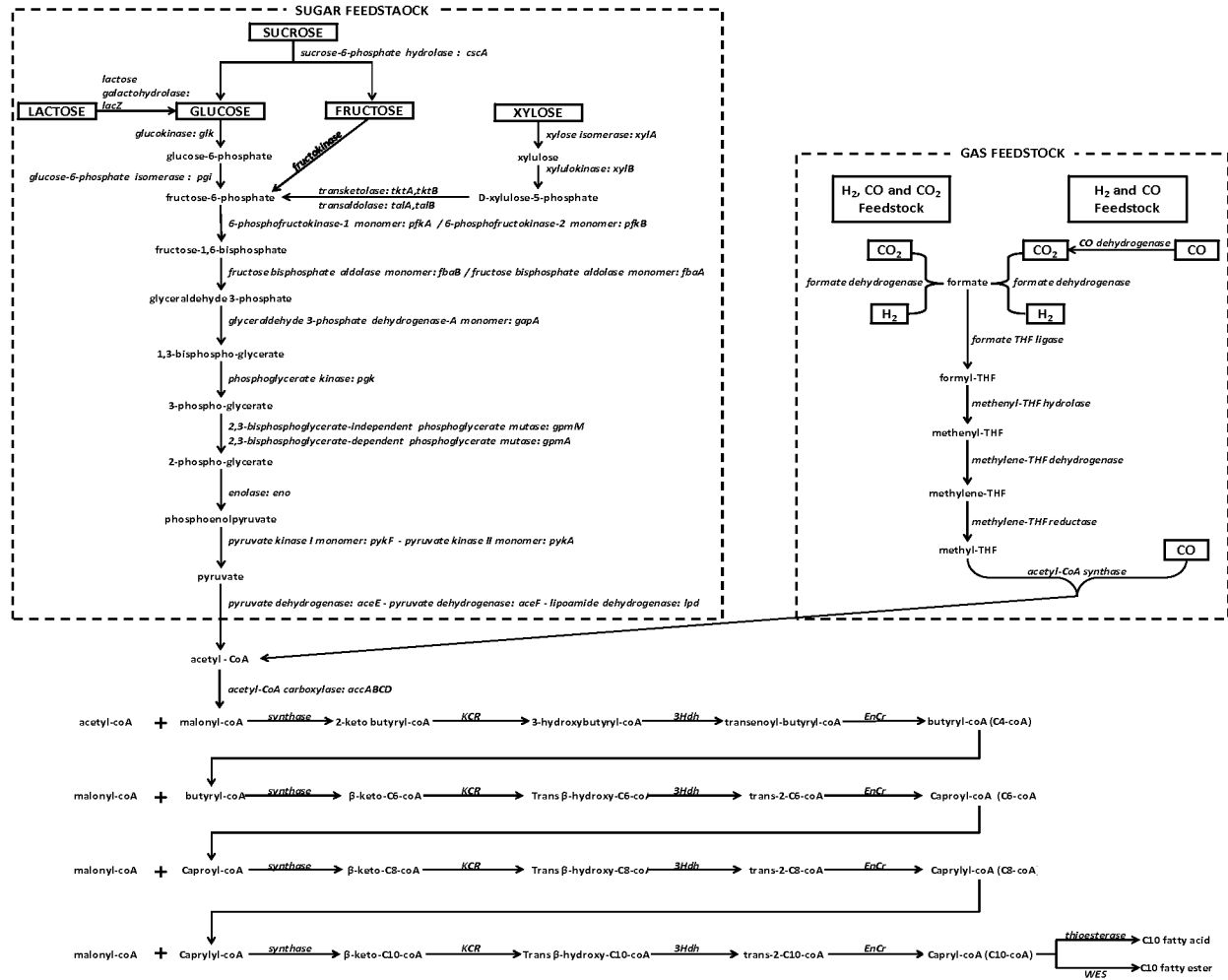


Figure 3

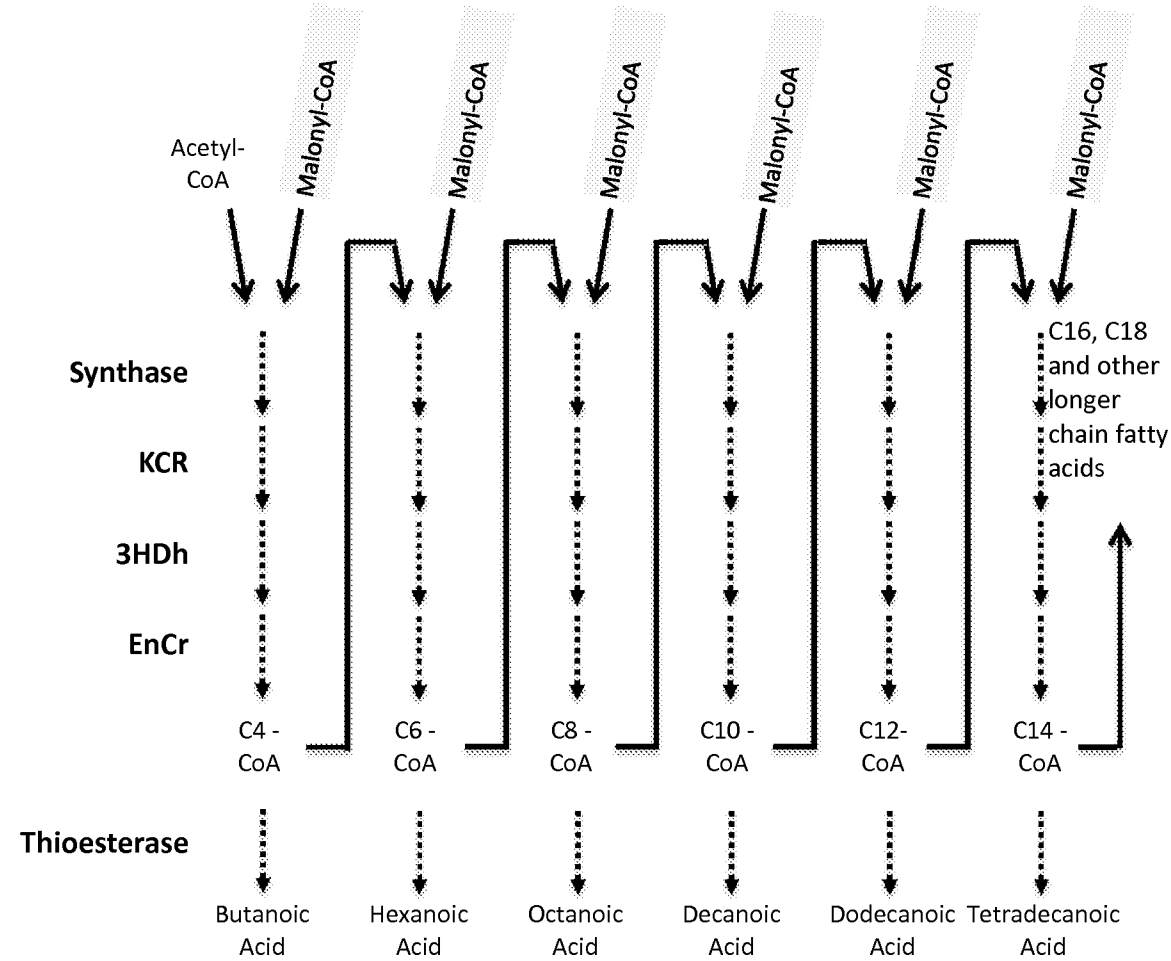


Figure 4

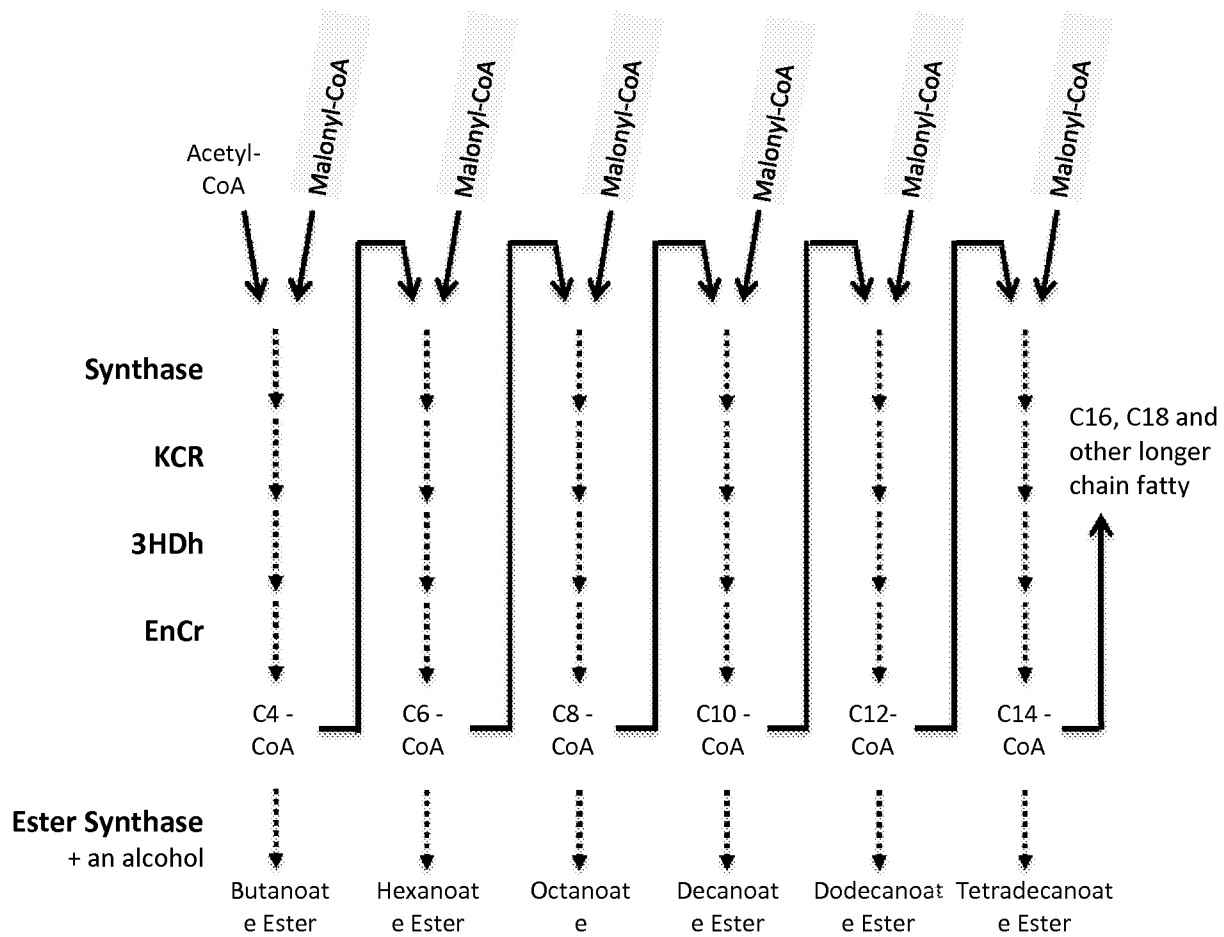


Figure 5

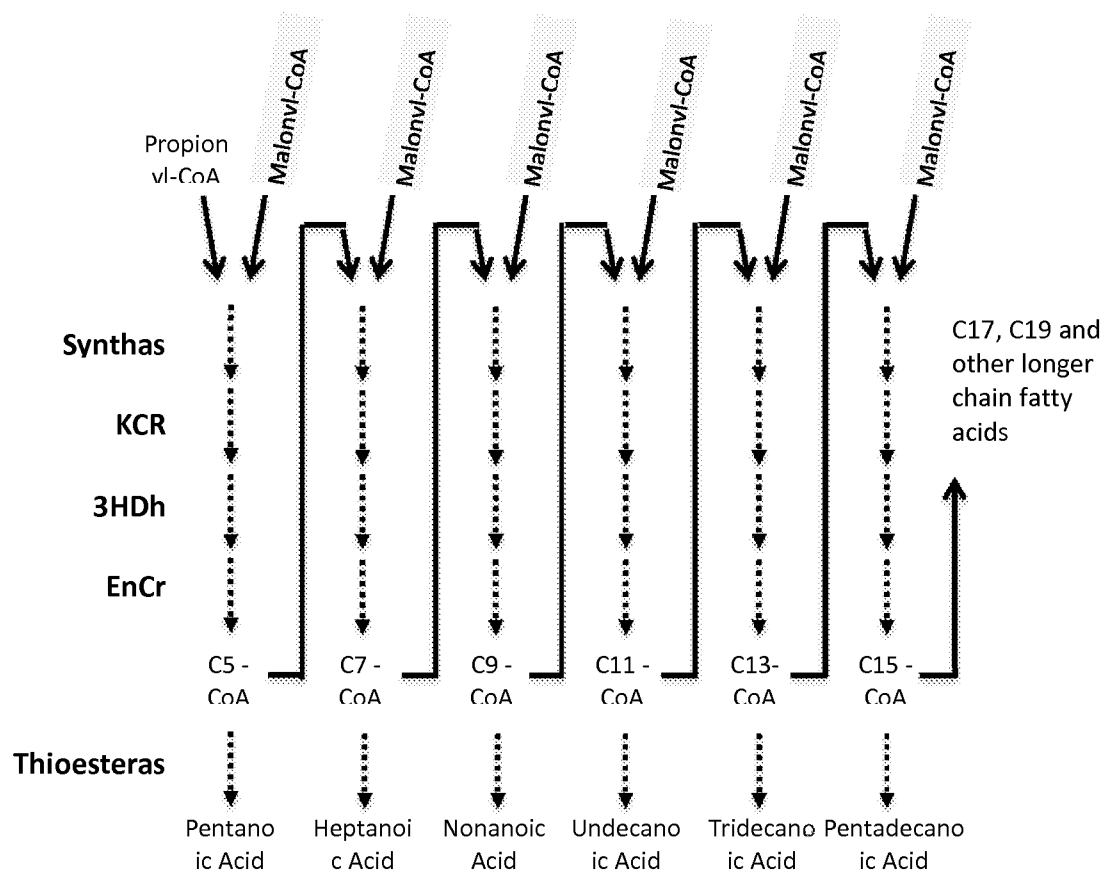
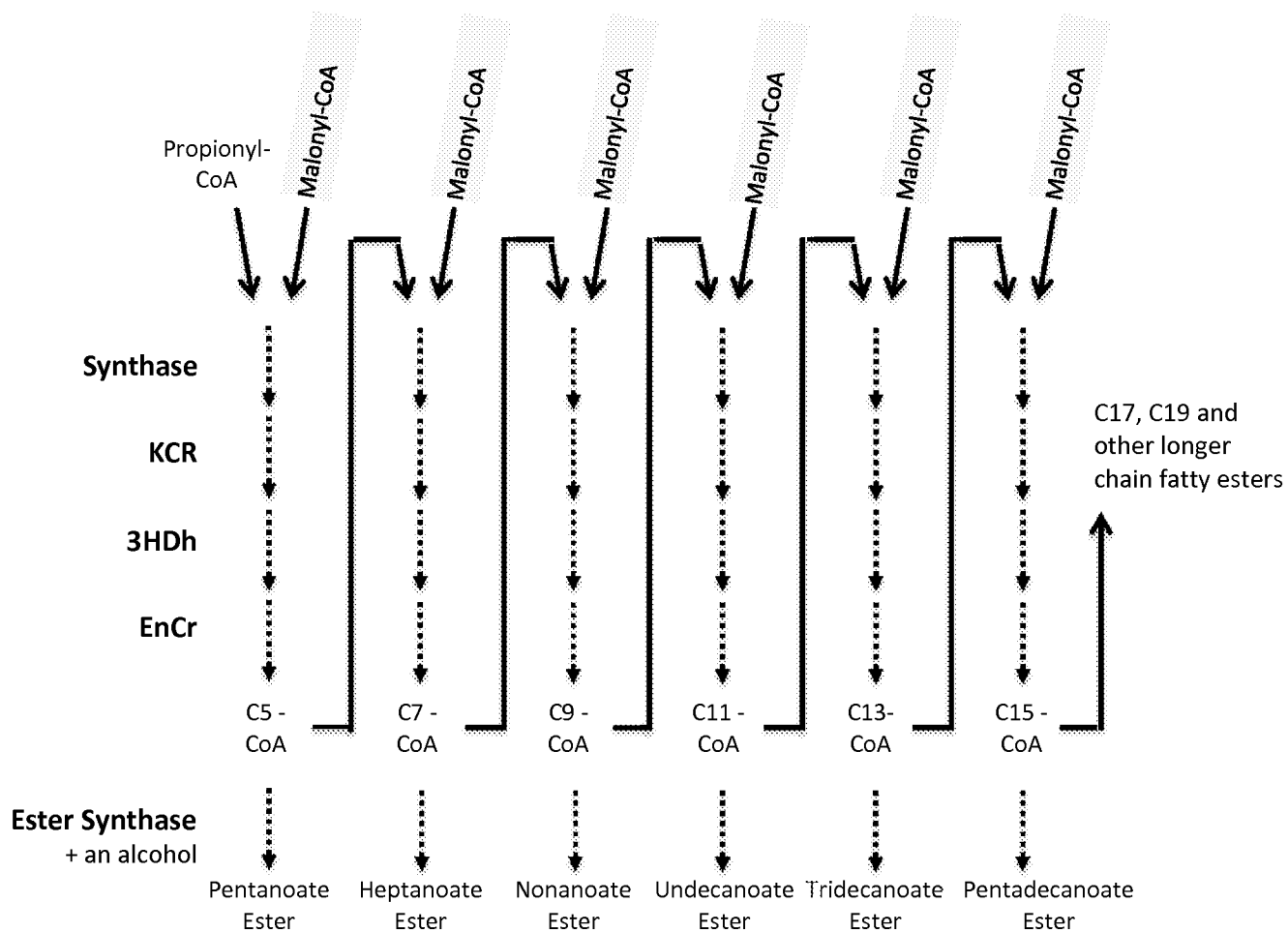
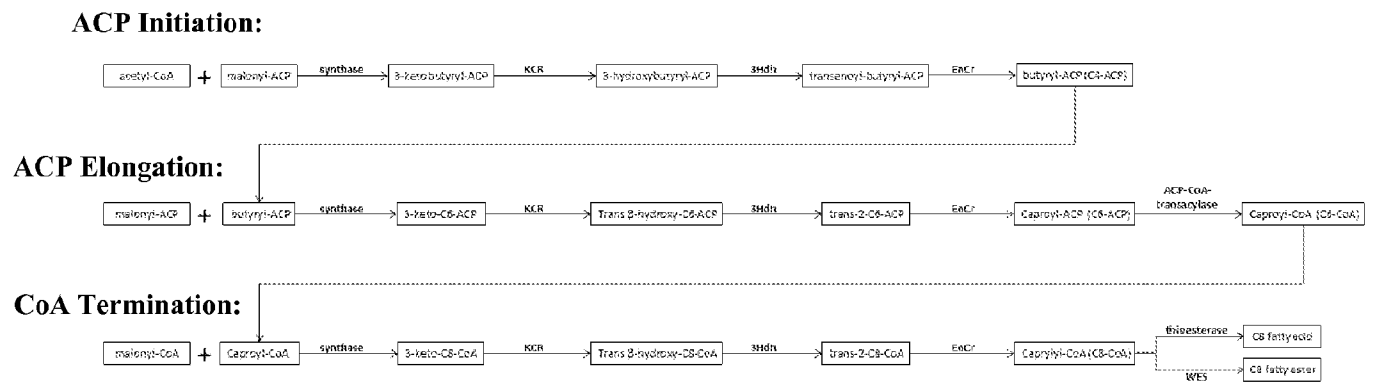


Figure 6



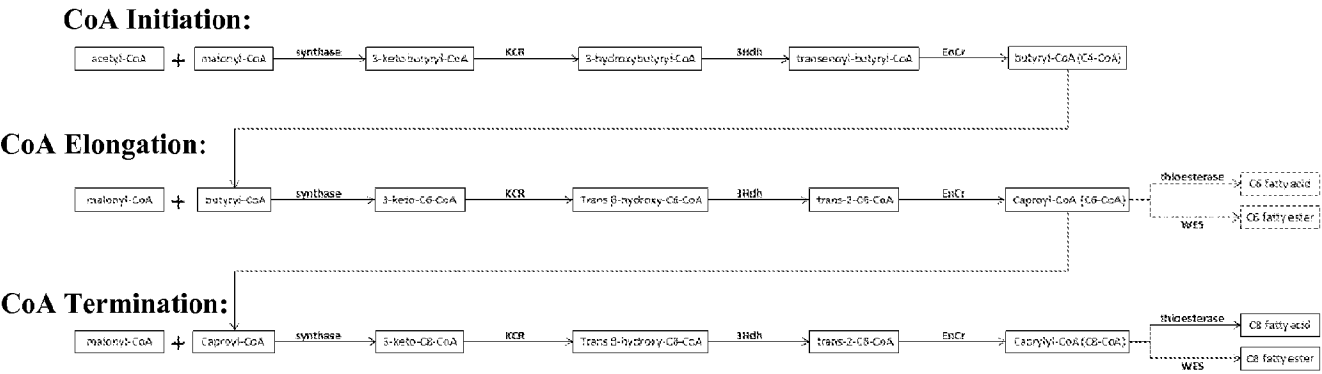
8/27

Figure 8



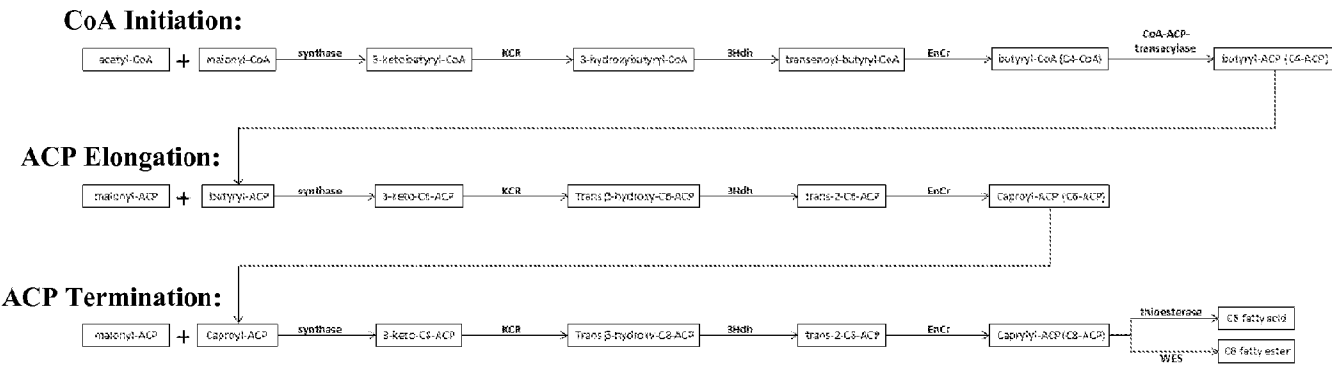
9/27

Figure 9



10/27

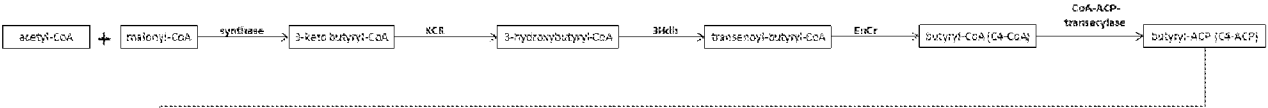
Figure 10



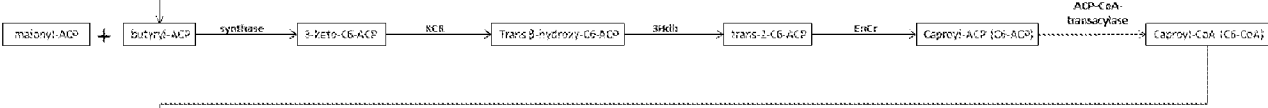
11/27

Figure 11

CoA Initiation:



ACP Elongation:



CoA Termination:



12/27

Figure 12

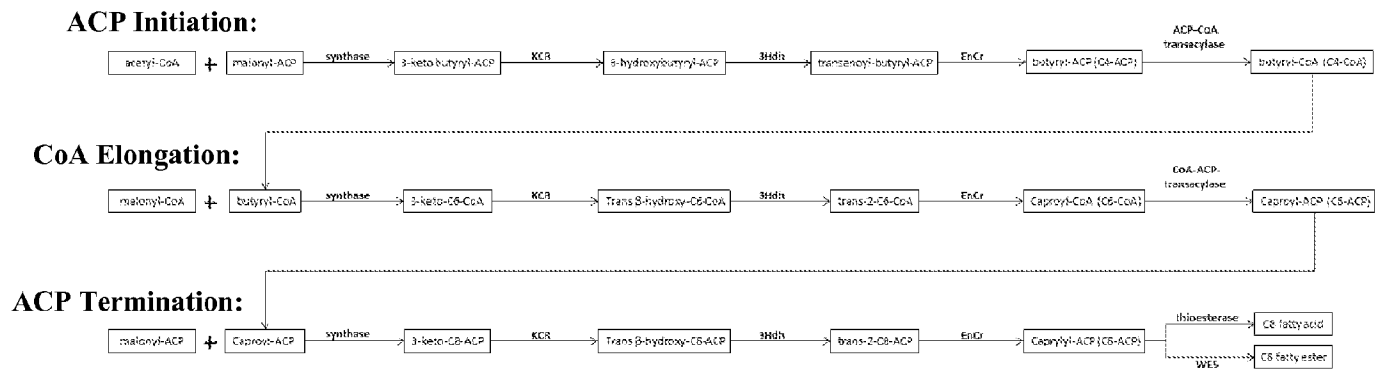
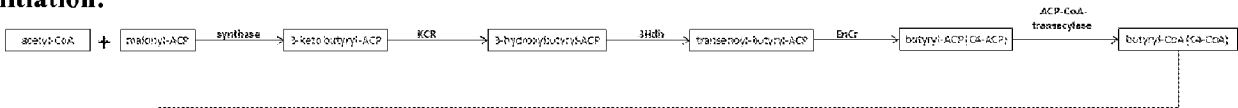
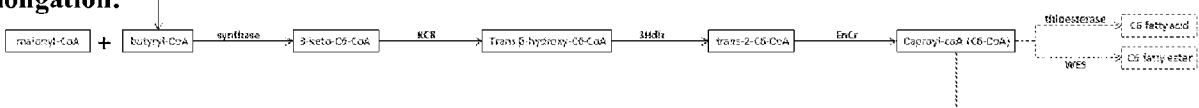


Figure 13

ACP Initiation:



CoA Elongation:



CoA Termination:

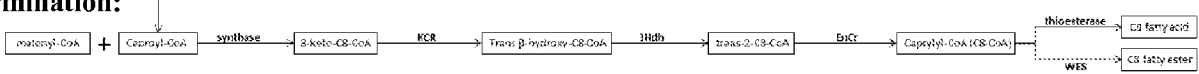


Figure 14

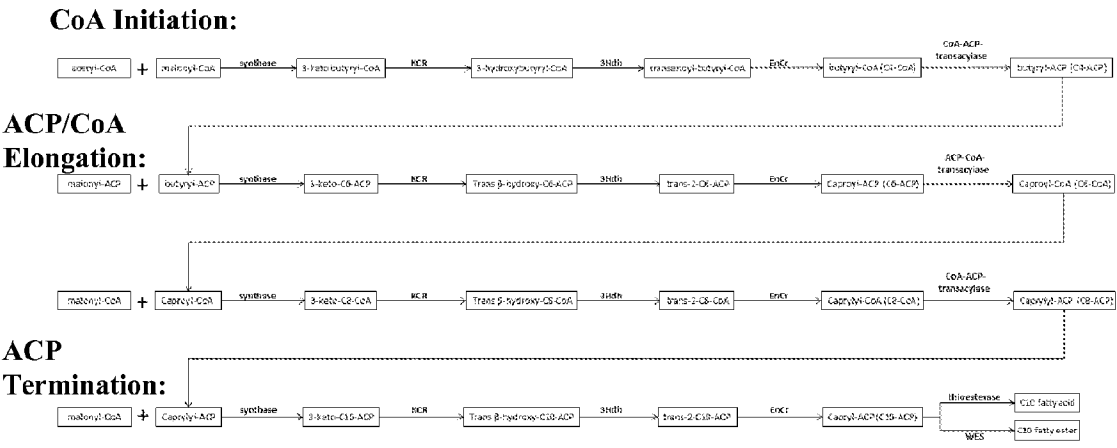


Figure 15

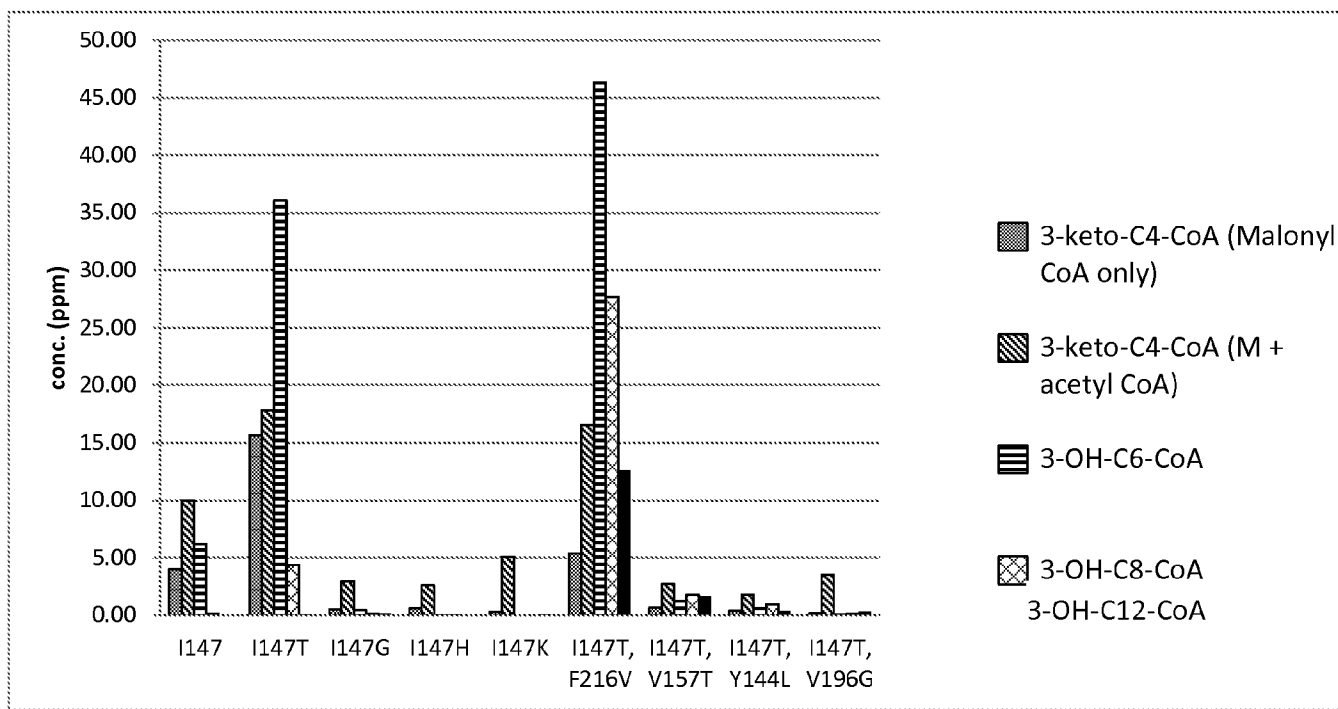


Figure 16

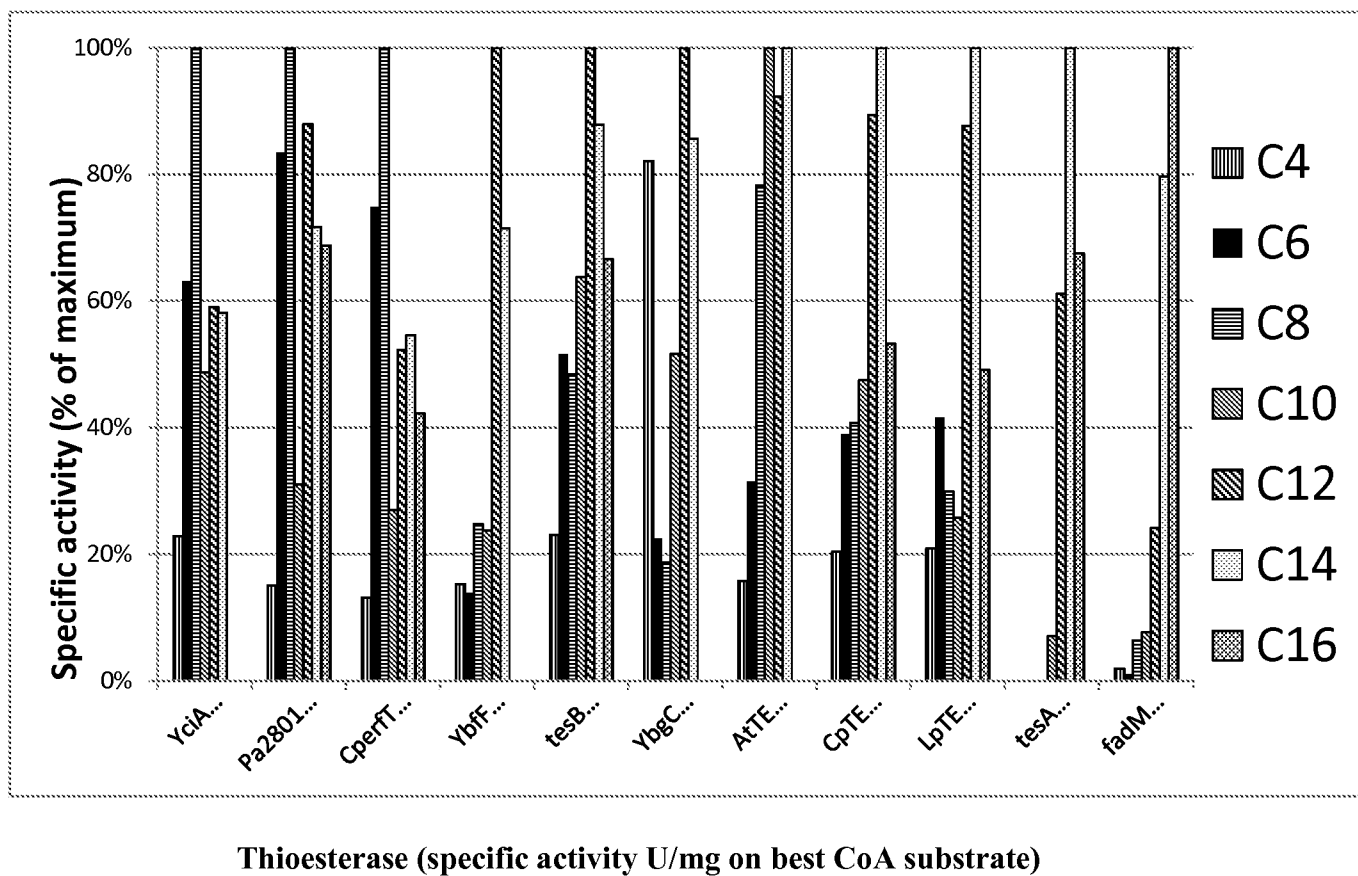


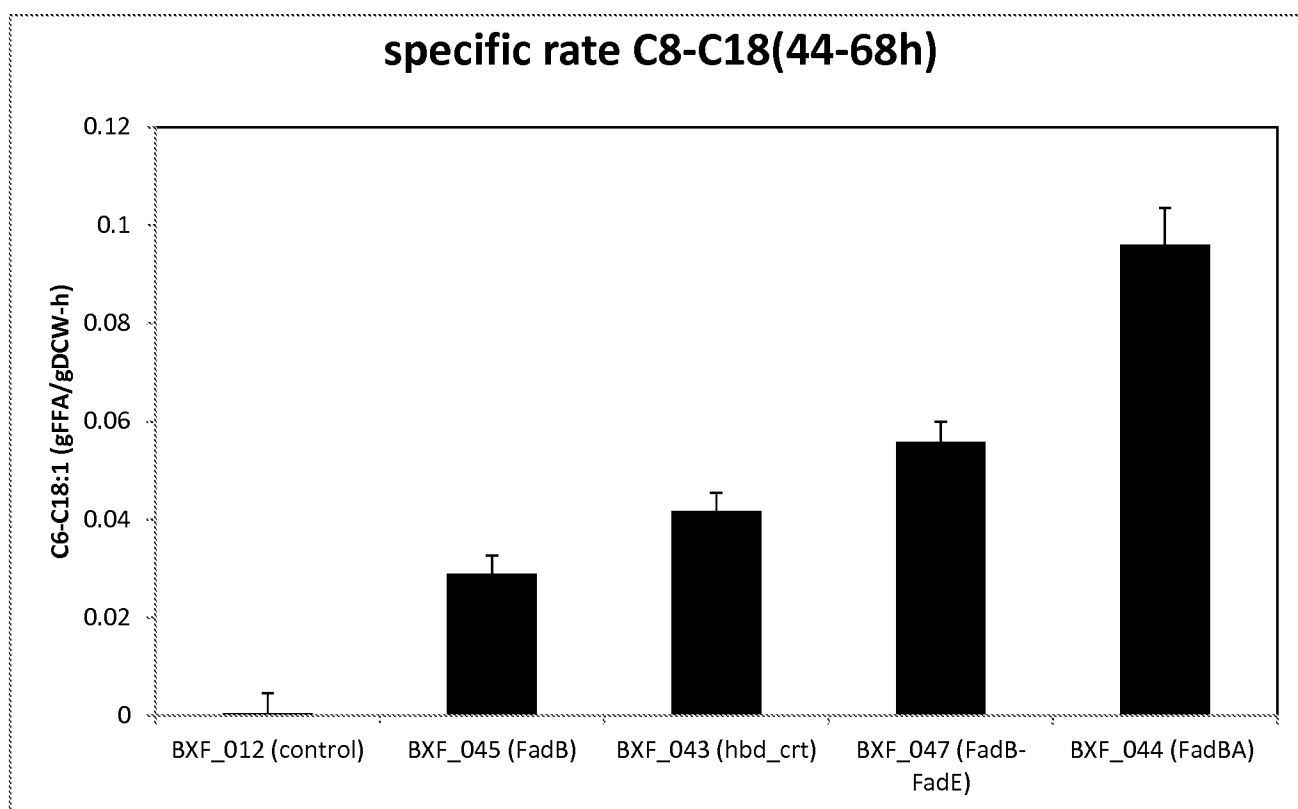
Figure 17

Figure 18

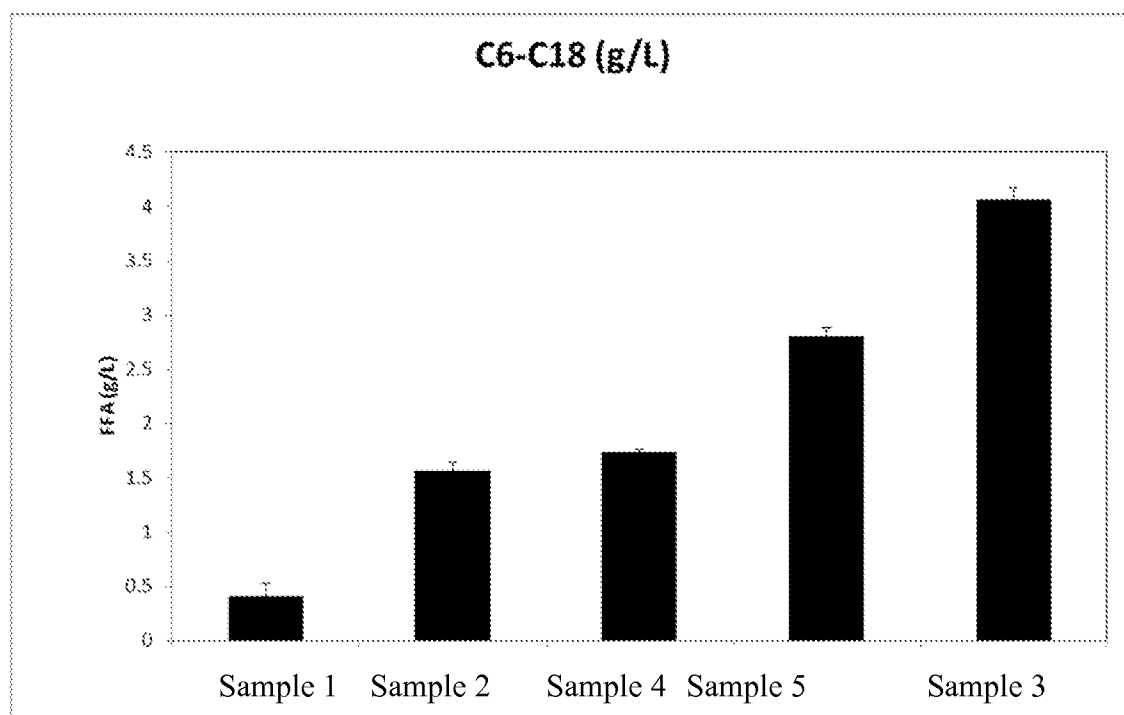


Figure 19

Sample 3

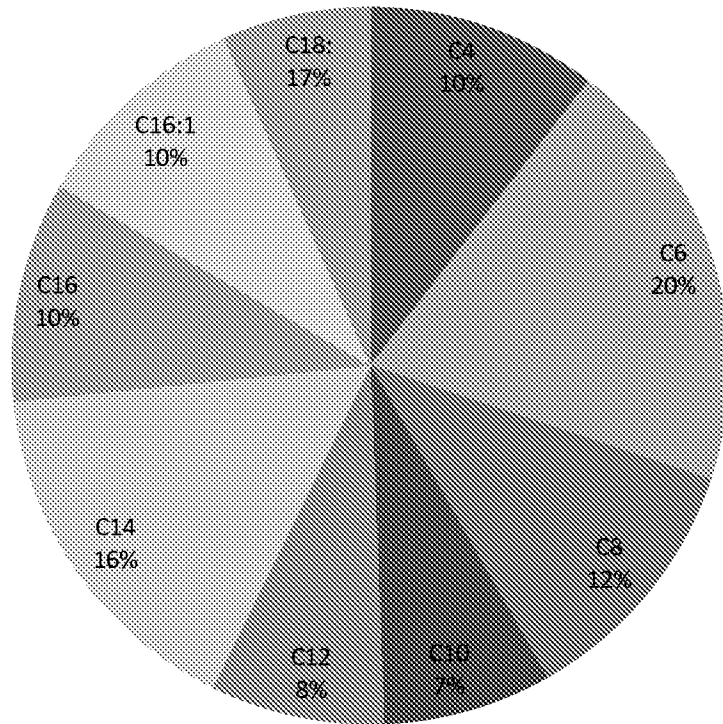


Figure 20

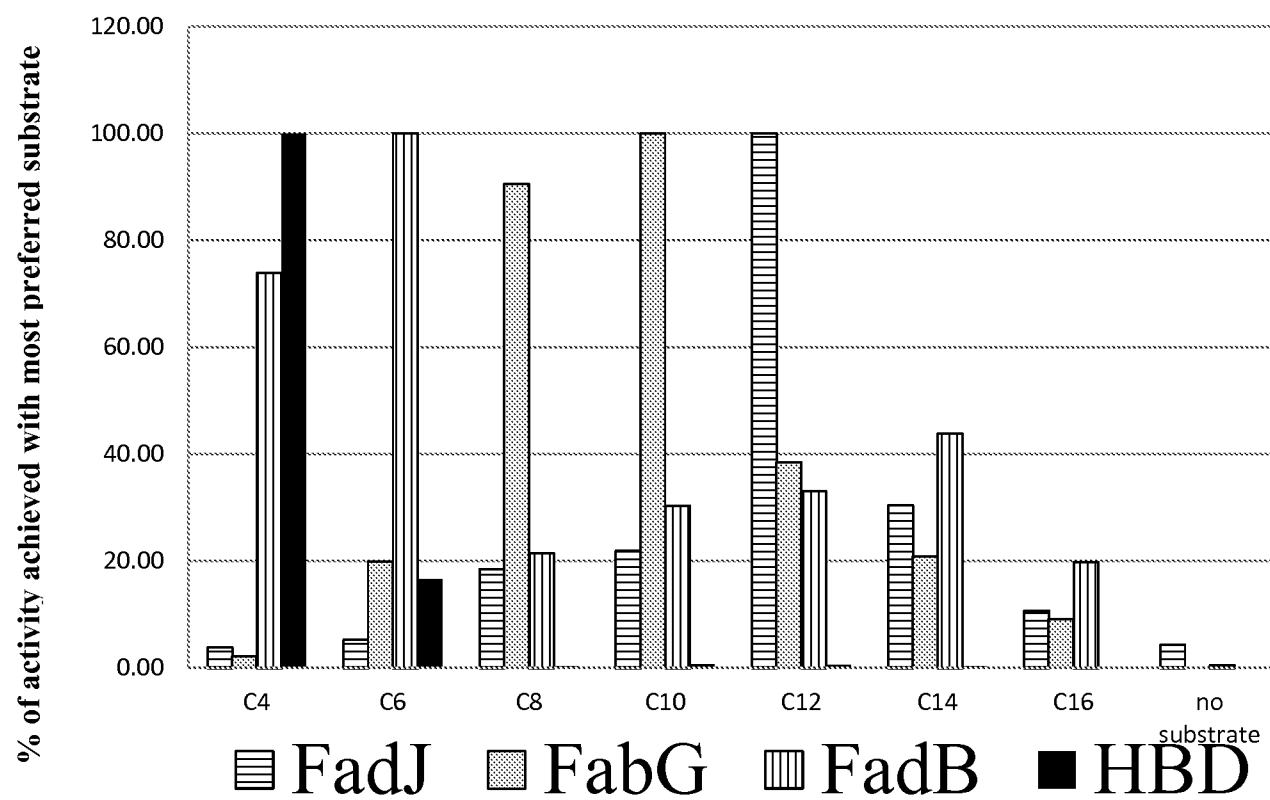


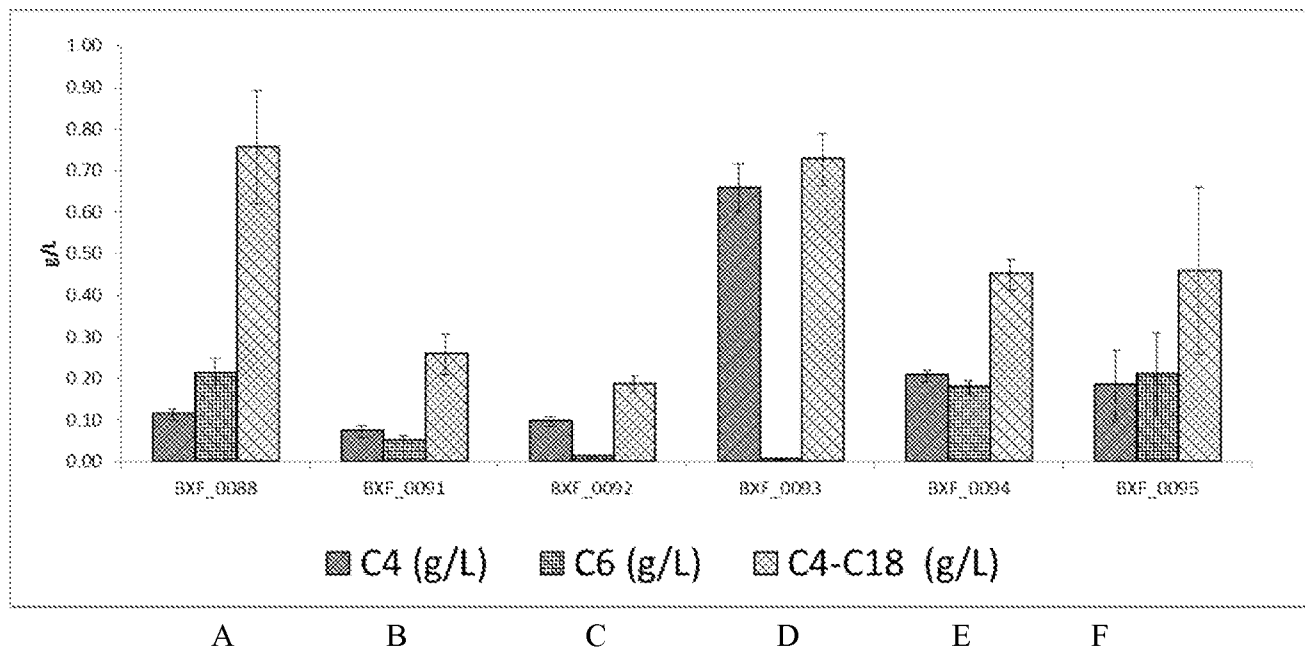
Figure 21

Figure 22

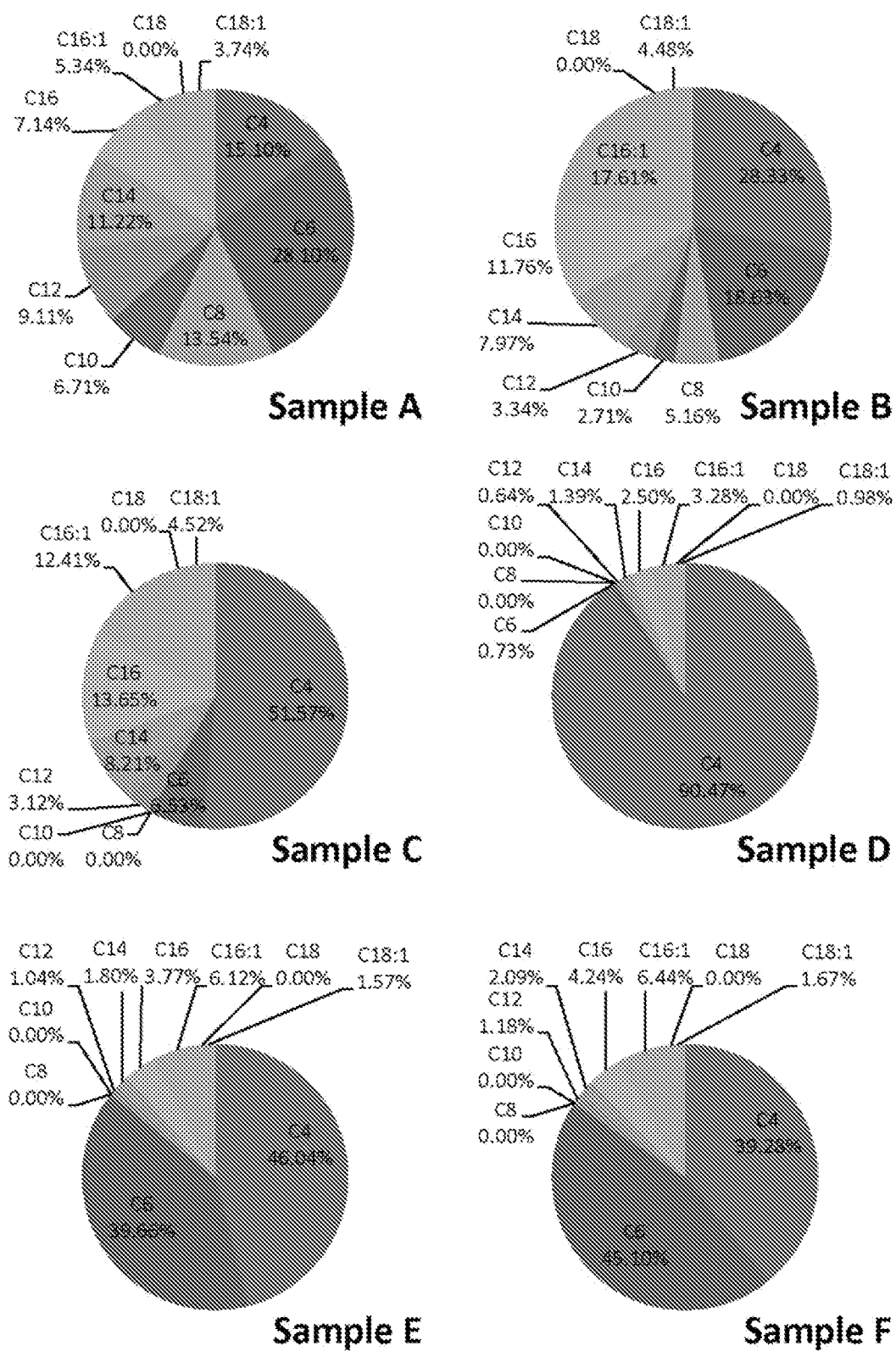


Figure 23

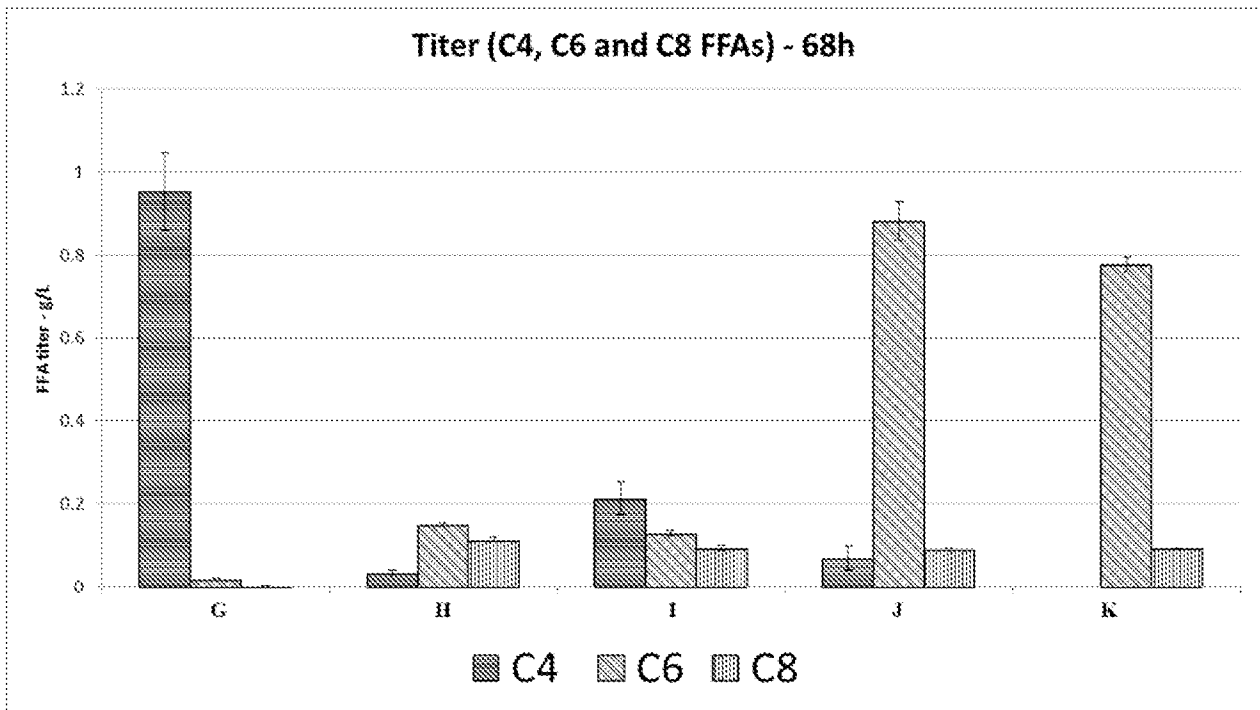
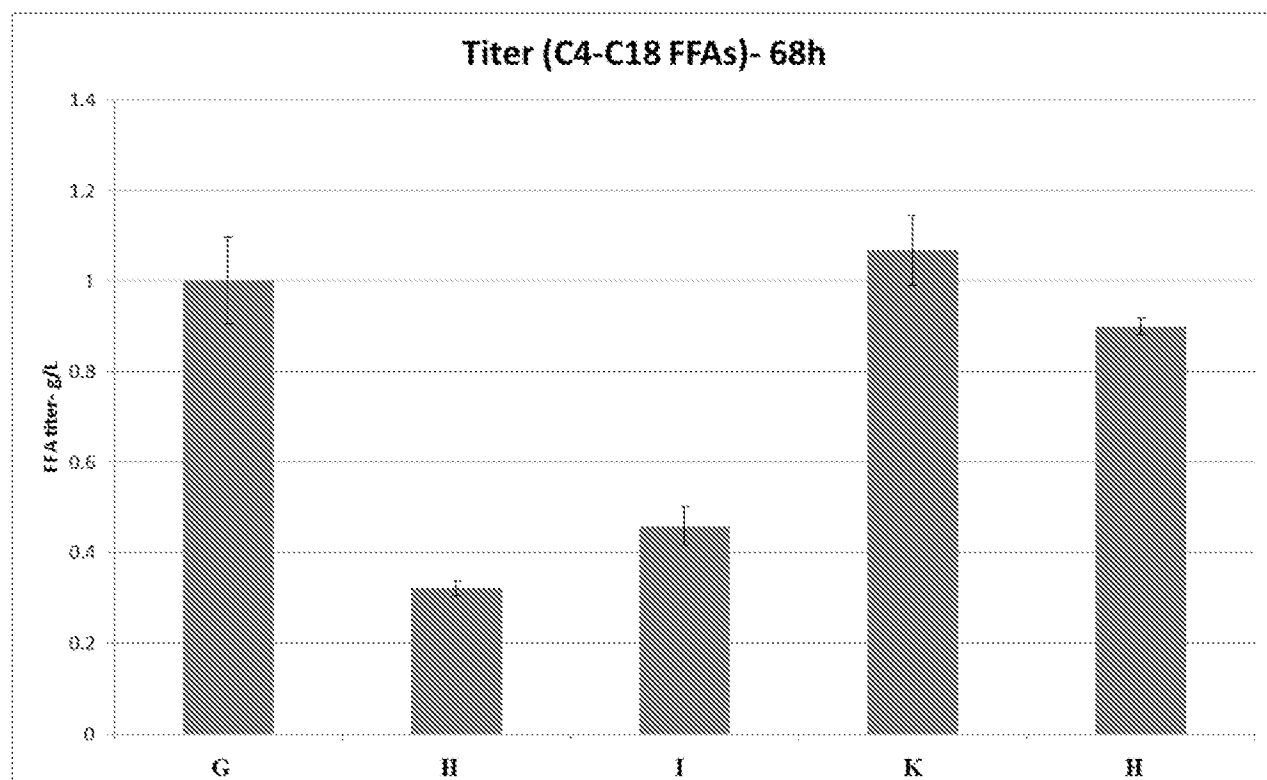


Figure 24

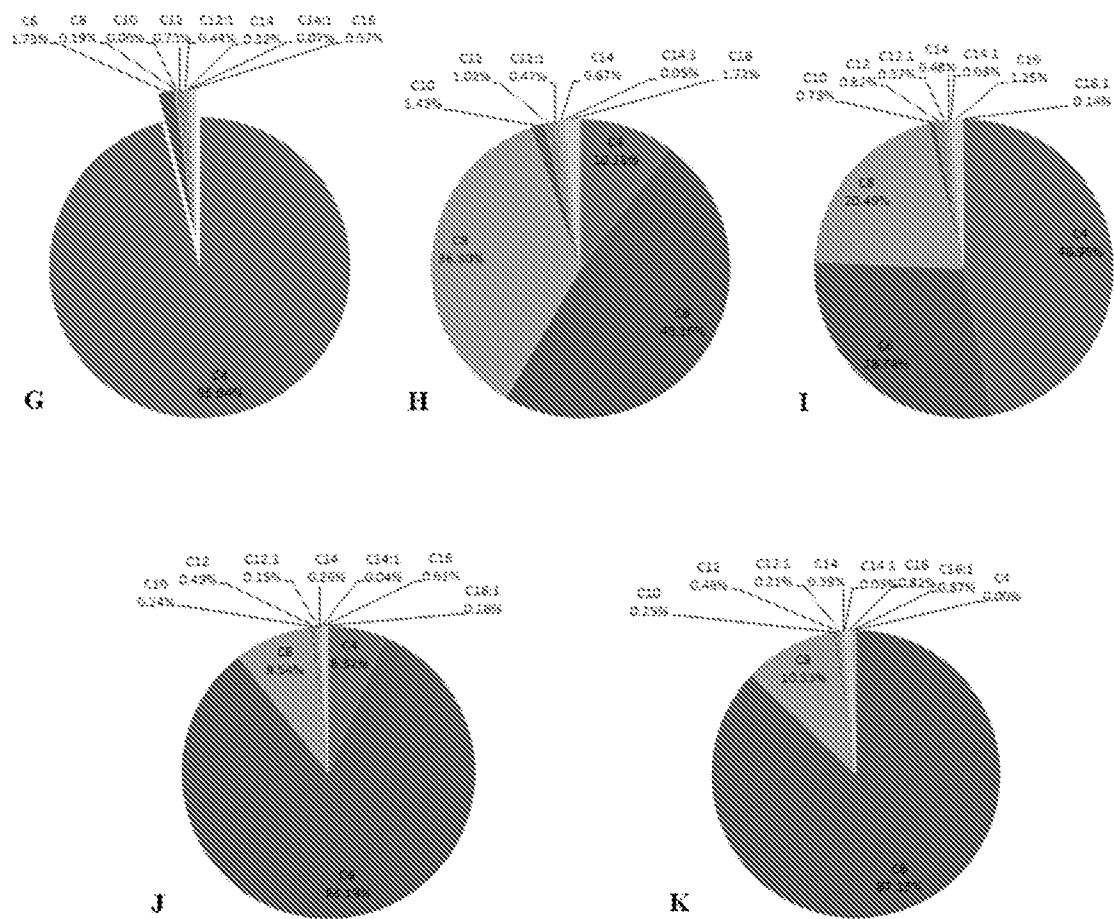


Figure 26. Scheme 1. Fatty Acid Enzyme Elongation Reactions.

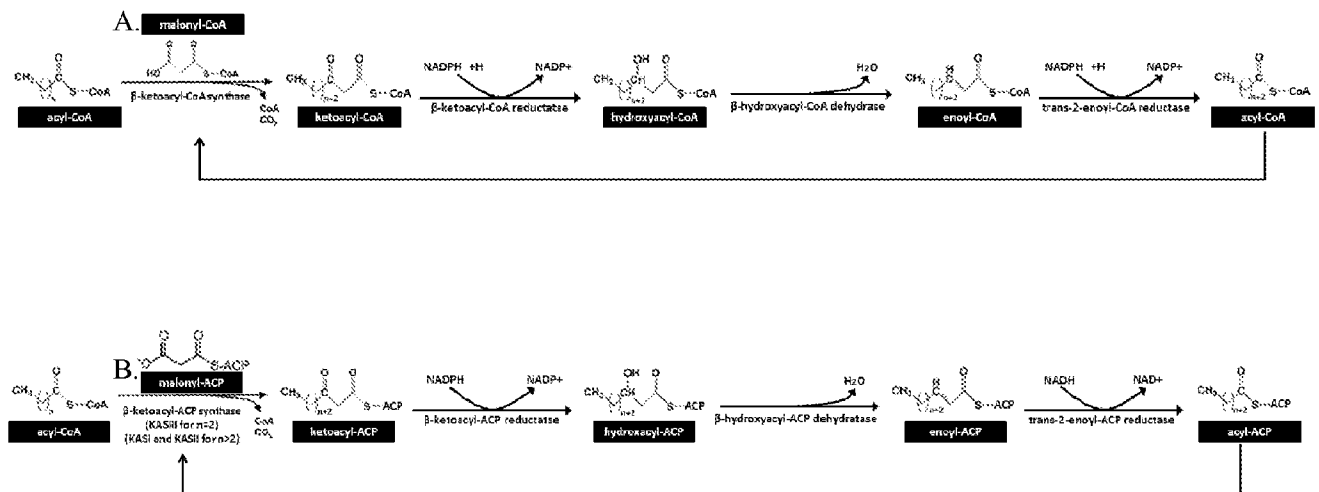


Figure 27

