



US00D339607S

United States Patent [19]

[11] Patent Number: Des. 339,607

White et al.

[45] Date of Patent: ** Sep. 21, 1993

[54] **COMBINED FOUNTAIN PEN AND CAP**

[75] Inventors: **Robert White, Cholsey; John M Talbot, Gosport, both of United Kingdom**

[73] Assignee: **The Gillete Company, Boston, Mass.**

[**] Term: **14 Years**

[21] Appl. No.: **745,132**

[22] Filed: **Jul. 31, 1991**

[30] **Foreign Application Priority Data**

Jan. 31, 1991 [GB] United Kingdom 201273

Jan. 31, 1991 [GB] United Kingdom 201274

[52] U.S. Cl. **D19/48; D19/43; D19/56; D19/57**

[58] Field of Search **D19/35, 36, 41-51, D19/54-58, 81-85; 401/221, 222, 223, 243-247**

[56] **References Cited**

U.S. PATENT DOCUMENTS

D. 280,737 9/1985 Verhaeque D19/48

D. 323,186	1/1992	Clark	D19/43 X
D. 325,932	5/1992	Redfern	D19/55
D. 328,919	8/1992	Bulgari	D19/48 X
D. 329,460	9/1992	Rousseau	D19/43 X
D. 329,461	9/1992	Katami	D19/43 X
D. 329,873	9/1992	Tu	D19/48

Primary Examiner—Nelson C. Holtje
Assistant Examiner—Martha Thompson

[57] CLAIM

The ornamental design for a combined fountain pen and cap, as shown and described.

DESCRIPTION

FIG. 1 is a front elevational view of a combined fountain pen and cap showing our new design;
 FIG. 2 is a left side elevational view, the right side being a mirror image thereof;
 FIG. 3 is a left side elevational view with the cap member in a stored position, the right side being a mirror image thereof;
 FIG. 4 is a top plan view of FIG. 2; and,
 FIG. 5 is a bottom plan view of FIG. 3.

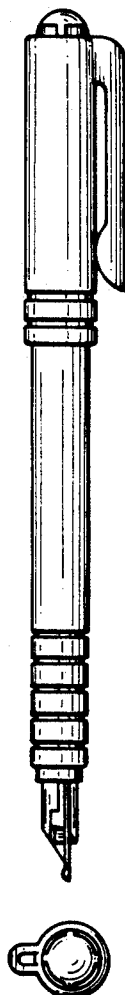


FIG-1




FIG-2

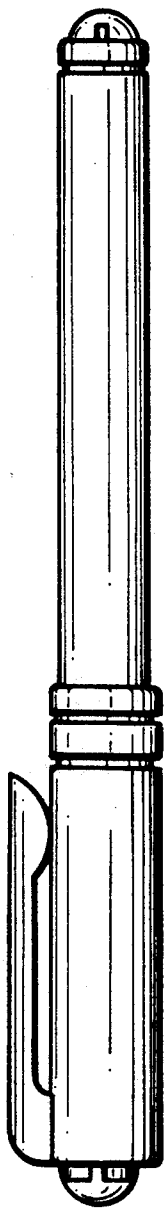


FIG-3

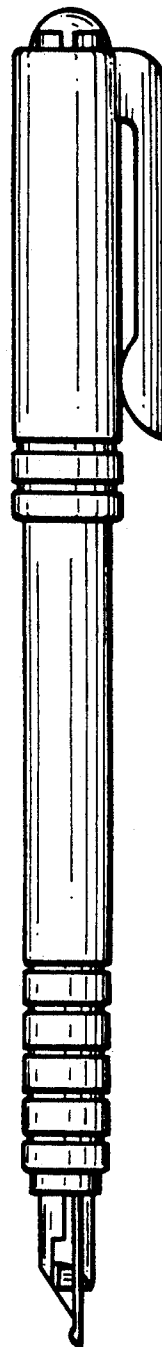


FIG-4




FIG-5

