



US00D635267S

(12) **United States Design Patent**
Chiang

(10) **Patent No.:** **US D635,267 S**

(45) **Date of Patent:** **** Mar. 29, 2011**

(54) **KNEE BRACE**

(76) Inventor: **Pang-Ching Chiang**, Taipei (TW)

(**) Term: **14 Years**

(21) Appl. No.: **29/366,417**

(22) Filed: **Jul. 23, 2010**

(51) **LOC (9) Cl.** **24-01**

(52) **U.S. Cl.** **D24/190**

(58) **Field of Classification Search** D24/188-190;
D29/121.1; 602/3, 5, 6, 21-23, 26, 60-64;
2/16, 22, 24; 128/869, 879, 892, DIG. 20
See application file for complete search history.

(56) **References Cited**

U.S. PATENT DOCUMENTS

D259,058	S	*	4/1981	Marshall	D24/190
4,296,744	A	*	10/1981	Palumbo	602/26
5,267,951	A	*	12/1993	Ishii	602/26
5,613,943	A	*	3/1997	Palumbo	602/62
D404,819	S	*	1/1999	Rodgers	D24/190
D444,563	S	*	7/2001	Rodgers	D24/190
6,287,269	B1	*	9/2001	Osti et al.	602/62

7,060,045	B2	*	6/2006	Mason et al.	602/5
7,749,181	B2	*	7/2010	Simmons et al.	602/23
7,819,830	B2	*	10/2010	Sindel et al.	602/16
7,862,528	B2	*	1/2011	Scott	602/23
2009/0131844	A1	*	5/2009	Dean et al.	602/36

* cited by examiner

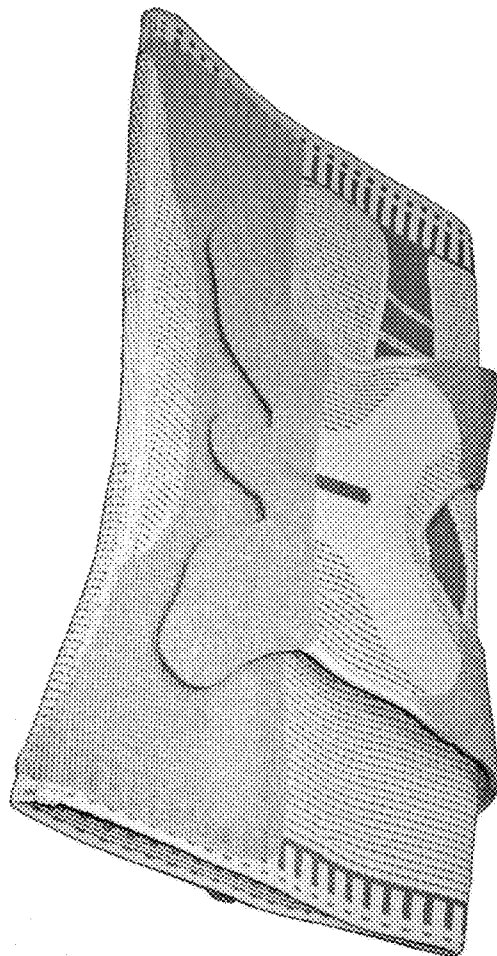
Primary Examiner — Susan E Krakower
(74) *Attorney, Agent, or Firm* — patenttm.us

(57) **CLAIM**
The ornamental design for a knee brace, as shown.

DESCRIPTION

FIG. 1 is a front perspective view of a knee brace showing my new design;
FIG. 2 is a front view thereof;
FIG. 3 is a rear view thereof;
FIG. 4 is a rear perspective view thereof;
FIG. 5 is another front view thereof, shown unfolded;
FIG. 6 is another rear view thereof, shown unfolded;
FIG. 7 is another front perspective view thereof, shown unfolded; and,
FIG. 8 is another perspective view thereof, shown unfolded.

1 Claim, 8 Drawing Sheets



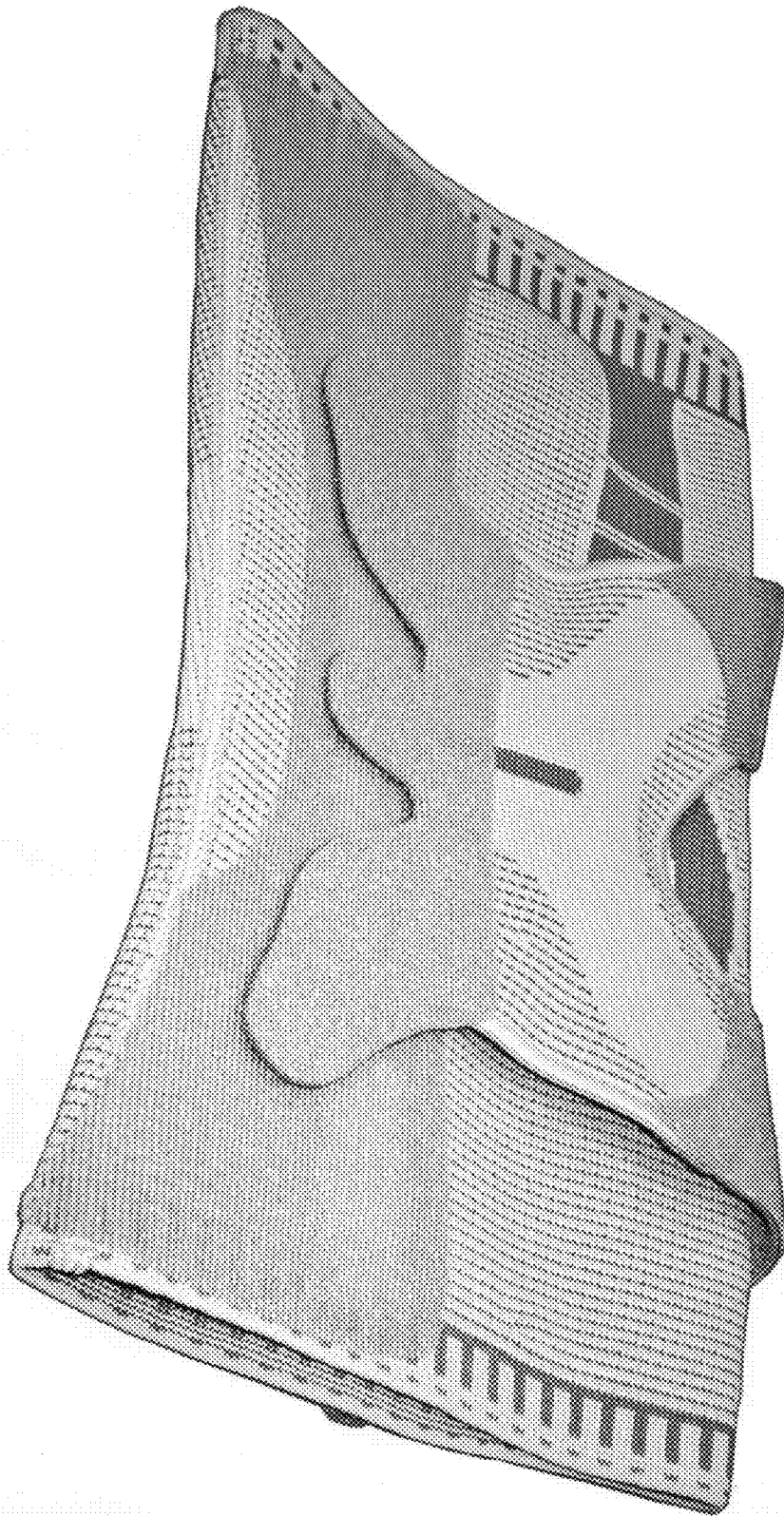


FIG.1



FIG.2



FIG. 3




FIG. 4



FIG. 5

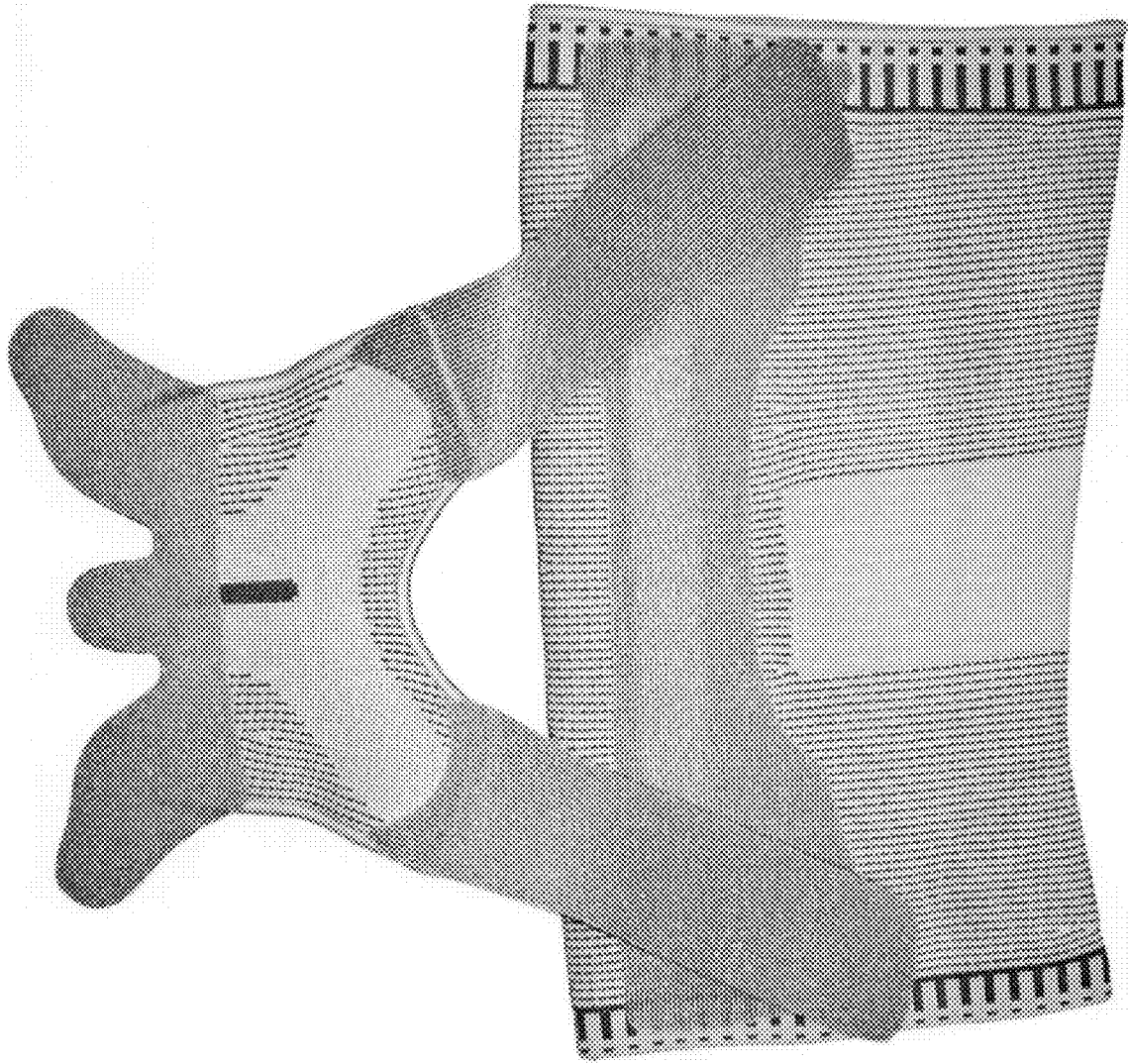


FIG. 6




FIG. 7




FIG. 8