

R. F. Hill.

Burial-Case.

N<sup>o</sup> 72295

Patented Dec. 17, 1867.




Fig. 1.

Fig. 2.

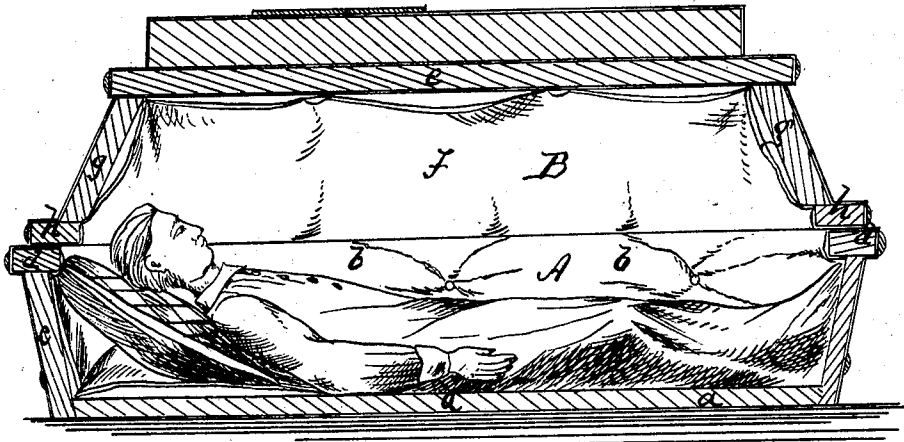
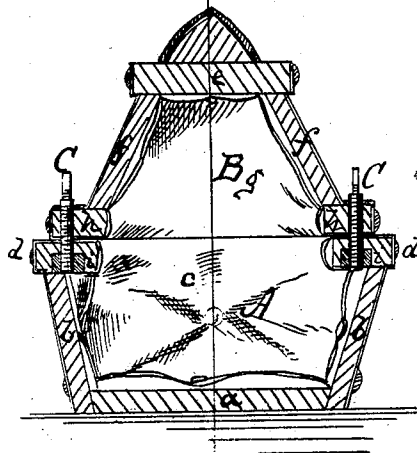


Fig. 3.



Witnesses.  
Thos Lusche  
Wm. Trewan

Inventor.  
R. F. Hill  
Per Munnich  
Attorneys.

# United States Patent Office.

ROBERT F. HILL, OF PHILADELPHIA, PENNSYLVANIA.

Letters Patent No. 72,295, dated December 17, 1867.

## IMPROVEMENT IN BURIAL-CASE.

The Schedule referred to in these Letters Patent and making part of the same.

### TO ALL WHOM IT MAY CONCERN :

Be it known that I, ROBERT F. HILL, of Philadelphia, in the county of Philadelphia, and State of Pennsylvania, have invented a new and improved Burial-Case; and I do hereby declare that the following is a full, clear, and exact description thereof, which will enable those skilled in the art to make and use the same, reference being had to the accompanying drawings, forming part of this specification, in which—

Figure 1 represents a side elevation of my improved burial-case.

Figure 2 is a longitudinal vertical section of the same.

Figure 3 is a transverse vertical section of the same.

Similar letters of reference indicate corresponding parts.

This invention relates to a new manner of constructing burial-cases, so that they will be strong and commodious.

The invention consists, first, in making the cover hollow, and not flat, as usual, thereby permitting the body of the case to be shallower, and the consequent better display of the face and head of a deceased person. The head can then be laid upon a pillow, so as to project above the case, and still will not come in contact with the lid when the same is closed.

The invention also consists in making both the cover and the body of the case pyramidal, so that the whole case is wider and longer at the junction of the cover and base, for the purpose of giving ample room for the adjustment of the dress and arms of the deceased.

The invention also consists in the use of ordinary thumb-screws for securing the cover to the body. The screws, being fitted through flanges arranged on the cover and body of the case, are held in nuts countersunk or concealed in the flange of the body of the case.

A represents the body of a burial-case. The same is made of wood or other suitable material, and consists of a bottom, *a*, side boards *b*, end boards *c*, and flanges *d*. The bottom *a* is rectangular. The side and end boards are secured to it at obtuse angles, as shown in figs. 2 and 3, so that the upper part of the case is wider and longer than the bottom. The flange *d* is arranged around the upper edges of the side and end boards, as shown. B is the cover of the case, made of similar shape as the body A of the same. It consists of a horizontal covering-plate, *e*, side boards *f*, end boards *g*, and flanges *h*. The plate *e* is rectangular; and the side and end boards are secured to it at obtuse angles, so that the lower part of the cover is wider and longer than the plate *e*, as shown in the drawings. The flanges *h* are secured around the lower edges of the side and end boards, as shown.

It will be seen, from the above, that the burial-case, when closed, is wider and longer at or near its centre than at its bottom and top, thus affording full room for the adjustment of dress within the case.

C C are thumb-screws of ordinary construction, fitted through the flanges *h* and *d*, as shown, and held by nuts *i*, countersunk or concealed in the lower flange *d*, (see fig. 3.) These thumb-screws are more adaptable for burial-cases than the screws ordinarily used on coffins, which can only be moved by means of screw-drivers, while, by means of the thumb-screws, the case can be closed or opened by hand.

I claim as new, and desire to secure by Letters Patent—

The body A, provided upon its upper edge with the flange *d*, projecting within and without the case, having in its under side, within the case, the countersunk nuts *i*, the corresponding flange, *h*, upon the lower edge of the cover B, said flanges, secured together by the thumb-screw C, passing through both and into the countersunk nut *i*, the head of said screw being without the cover, and the end within the body A, as herein described, for the purpose specified.

ROBERT F. HILL.

Witnesses:

GEO. W. KEPHART,

AUGUST. TECKLEBURG.