



US 20040173722A1

(19) **United States**

(12) **Patent Application Publication**
Grandy

(10) **Pub. No.: US 2004/0173722 A1**

(43) **Pub. Date: Sep. 9, 2004**

(54) **DECORATIVE HANGING WASTEBASKET**

Publication Classification

(76) Inventor: **Michelle Grandy, Roswell, GA (US)**

(51) **Int. Cl.⁷ A47H 1/10**

Correspondence Address:
SUTHERLAND ASBILL & BRENNAN LLP
999 PEACHTREE STREET, N.E.
ATLANTA, GA 30309 (US)

(52) **U.S. Cl. 248/317; 248/315**

(21) Appl. No.: **10/792,107**

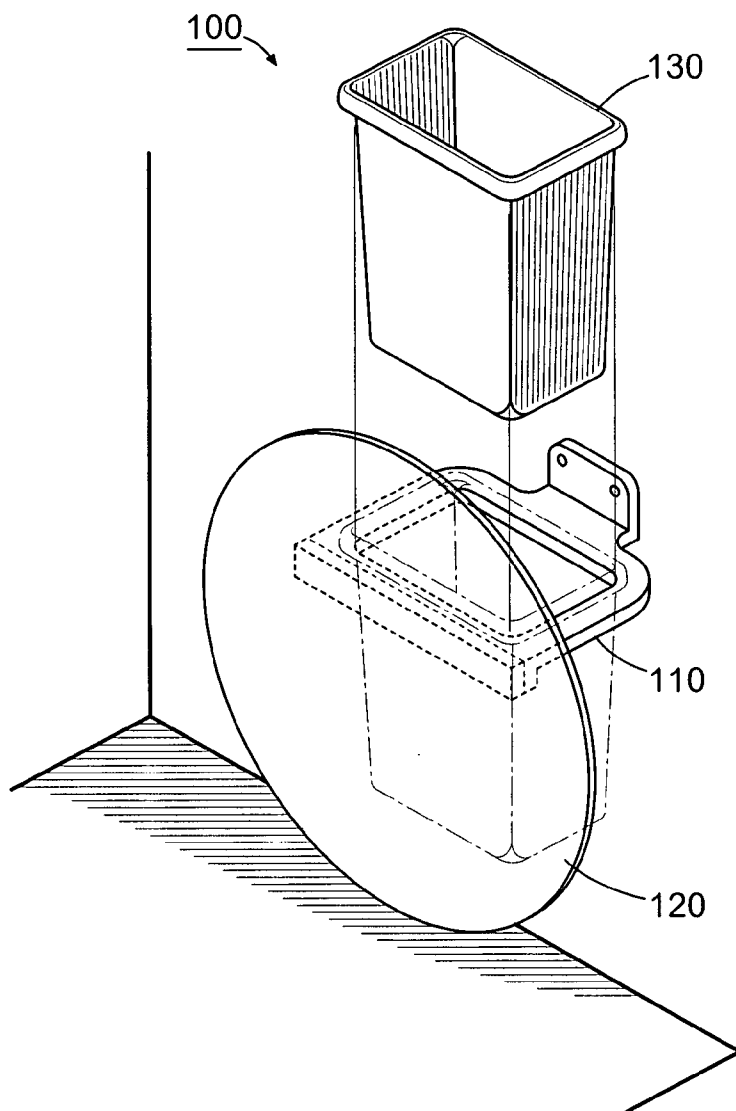
(57) **ABSTRACT**

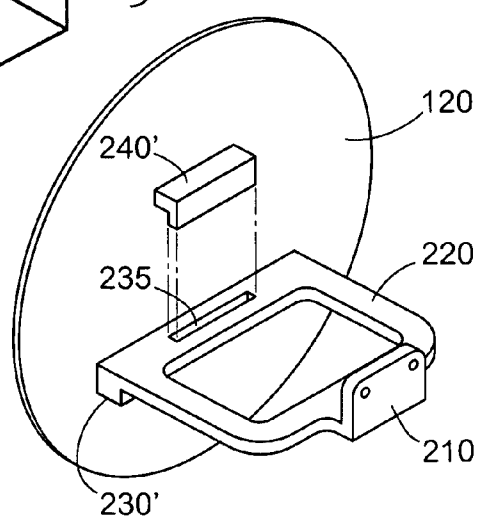
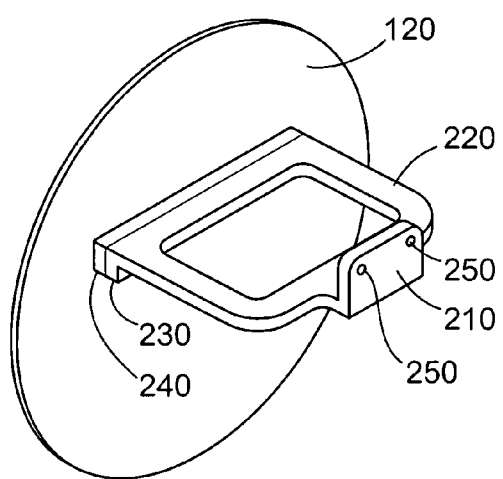
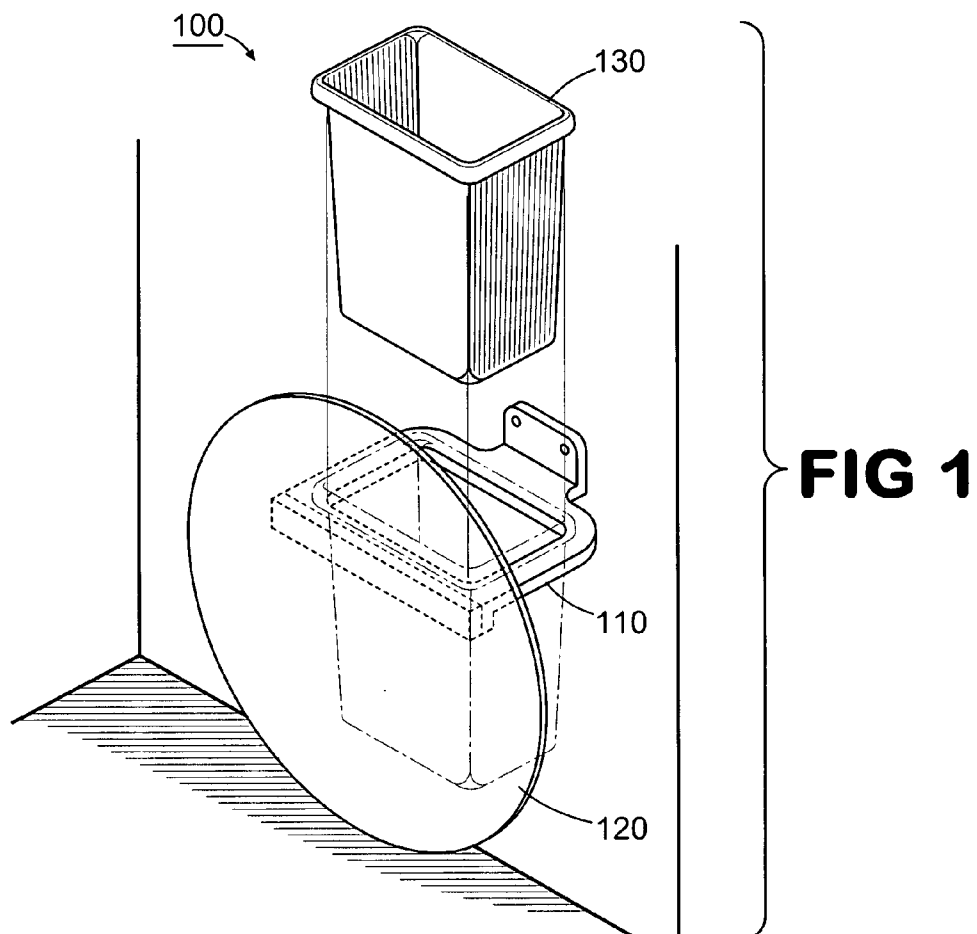
(22) Filed: **Mar. 3, 2004**

Related U.S. Application Data

(60) Provisional application No. 60/451,739, filed on Mar. 4, 2003.

An apparatus for securing a storage unit having a holder for securing a storage unit to a surface and a cover attached to the holder is provided. The cover is sized to conceal in whole or in part the storage unit. A method is also provided for securing a storage unit to a surface and concealing in whole or in part the storage unit.





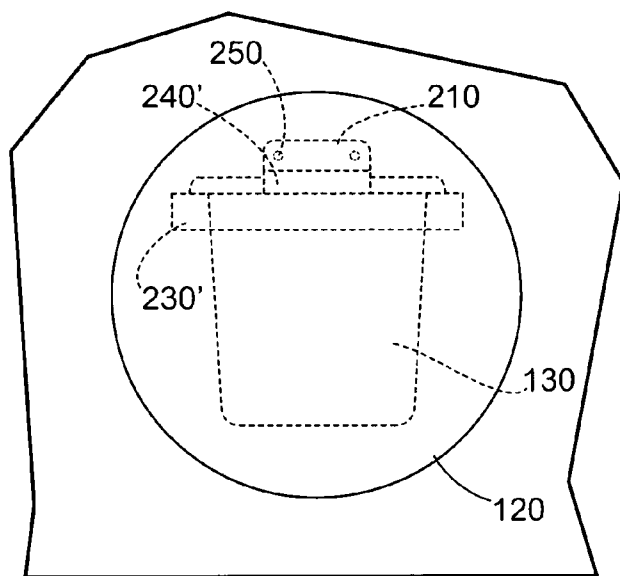


FIG 4

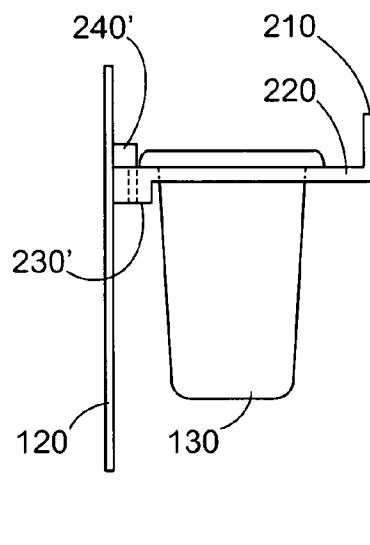


FIG 5

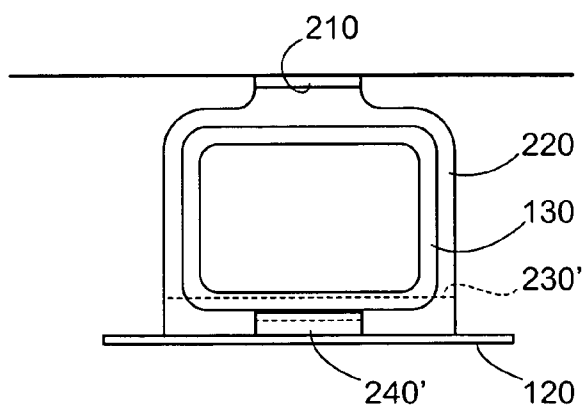


FIG 6

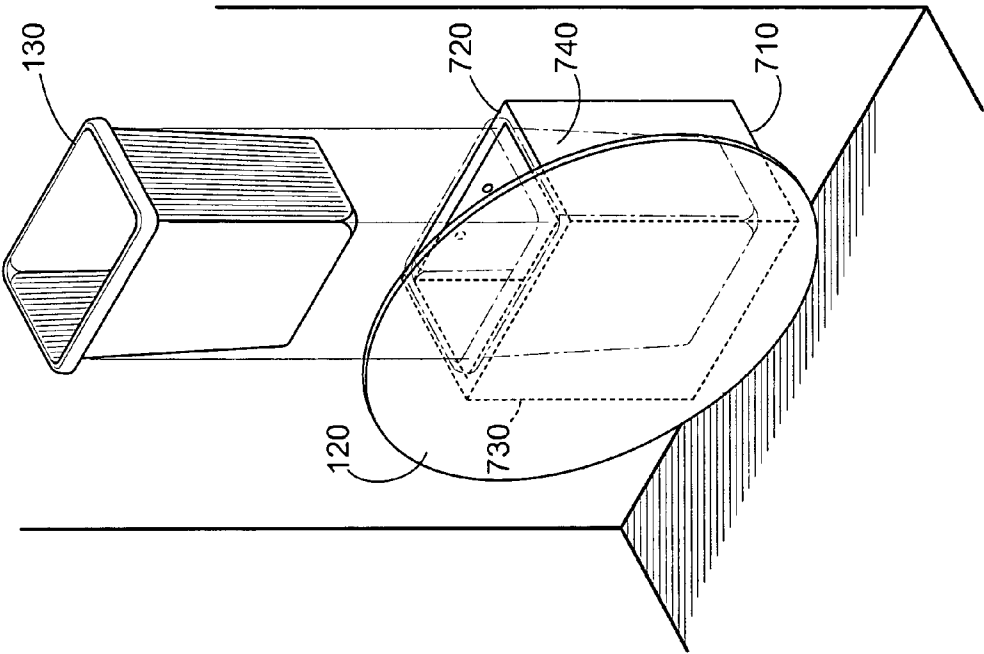


FIG 8

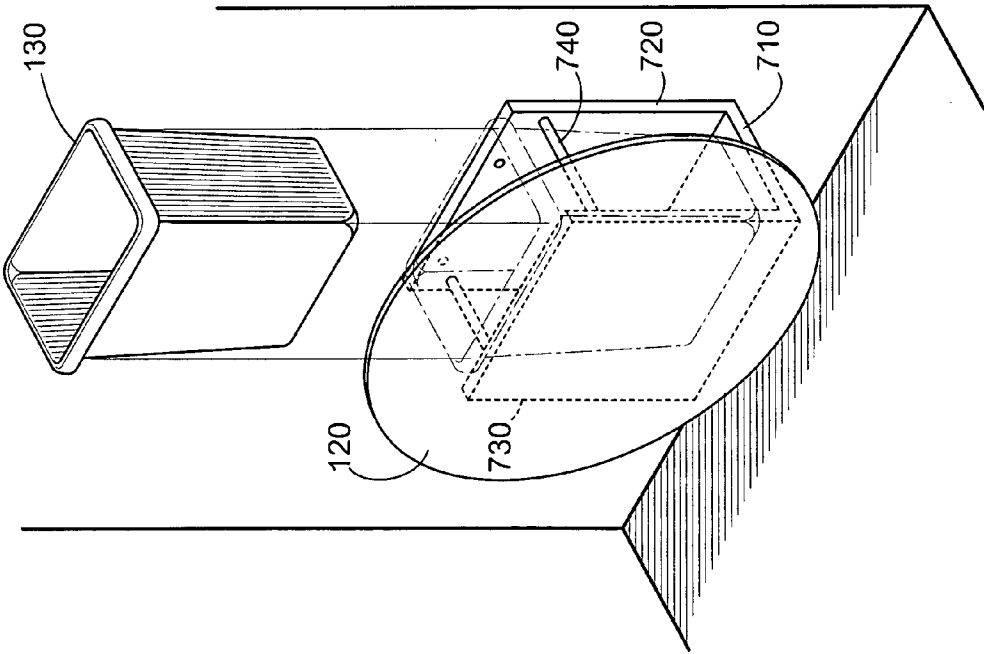


FIG 7

DECORATIVE HANGING WASTEBASKET

CROSS REFERENCE TO RELATED APPLICATION

[0001] This application claims priority to U.S. Provisional Application Serial No. 60/451,739, filed on Mar. 4, 2003, which is incorporated herein by reference.

FIELD OF INVENTION

[0002] The invention generally relates to a basket holder and more particularly, to a decorative hanging wastebasket.

BACKGROUND OF THE INVENTION

[0003] A wastebasket can be an important and useful accessory to a room, particularly to a room in a juvenile environment, such as a toddler's room. A typical wastebasket, according to existing approaches, is located on a floor. However, such existing approaches can pose problems because they may allow undesired access to the wastebasket, for example, by a child. Existing wastebaskets may undesirably allow a child, such as a toddler, to dispose of valuable items or other items not intended for a wastebasket, for example. As another example, such existing wastebaskets may undesirably allow a child to retrieve items from the wastebasket.

[0004] Based on the foregoing, there is a need in the art for a new wastebasket that can be located in a room or other environment out of the unintended reach and/or access of, for example, a child. Furthermore, there is a need in the art for such a new wastebasket to be able to accept the attachment of a decorative cover, which may, for example, match the décor of a child's room or other environment.

SUMMARY OF THE INVENTION

[0005] In accordance with the invention, there is provided an apparatus including a holder for securing a storage unit to a surface and a cover attached to the holder, wherein the cover is sized to conceal in whole or in part the storage unit. There is further provided a method for securing a storage unit to a surface and concealing in whole or in part the storage unit.

[0006] These and other aspects of the invention will be described further in the detailed description below in connection with the drawings and the claims. Both the foregoing general description and the following detailed description are exemplary and explanatory only and are not restrictive of the invention, as claimed.

BRIEF DESCRIPTION OF THE DRAWINGS

[0007] FIG. 1 is a perspective view of an exemplary embodiment of a basket holder consistent with the present invention.

[0008] FIG. 2 is a perspective view of an exemplary embodiment of the rear of the exemplary basket holder of FIG. 1.

[0009] FIG. 3 is a perspective view of another exemplary embodiment of the rear of a basket holder consistent with the present invention.

[0010] FIG. 4 is an exemplary front elevation view of the exemplary basket holder of FIG. 3.

[0011] FIG. 5 is an exemplary side elevation view of the exemplary basket holder of FIG. 3.

[0012] FIG. 6 is a top plan view of the exemplary basket holder of FIG. 3.

[0013] FIG. 7 is a perspective view of another exemplary embodiment of a basket holder consistent with the present invention.

[0014] FIG. 8 is a perspective view another exemplary embodiment of a basket holder consistent with the present invention.

DESCRIPTION OF THE EMBODIMENTS

[0015] Referring now to the drawings, in which like numerals represent like elements throughout the several figures, exemplary embodiments of the present invention will be described. Exemplary embodiments of the present invention are directed to a decorative hanging wastebasket, which may be useful in a juvenile environment, such as a toddler's room. In contrast to a typical wastebasket that is located on a floor, exemplary embodiments of the present invention can provide a wastebasket that children may not reach and that attaches to a wall or other surface. For example, exemplary embodiments of the decorative hanging wastebasket may be affixed to a wall or other surface by using any means known to those of ordinary skill in the art. Apparatuses and methods for attaching items to a wall or other surface are well known to those of ordinary skill in the art.

[0016] Exemplary embodiments of the decorative hanging wastebasket may have three (3) main parts: a basket holder, a decorative cover, and a wastebasket. The basket holder can be any apparatus that hold a wastebasket or other storage unit. The decorative cover can be any apparatus that conceals in whole or in part the wastebasket. The wastebasket may be any apparatus for disposing of items or for storage of items. Each of these components will be discussed in detail below.

[0017] FIG. 1 illustrates an exemplary embodiment of a decorative hanging wastebasket 100 including an exemplary basket holder 110, an exemplary decorative cover 120, and an exemplary wastebasket 130.

[0018] Generally, the basket holder 110 may be the centerpiece that holds the product together. The basket holder 110 may be made with any suitable materials such as plastic, metal, aluminum, steel, wood, or any combination of the foregoing, for example. In one embodiment, the basket holder 110 may be made of a deformable material to form it in many different shapes based, for example, on the shape of the wastebasket. The basket holder 110 may be made in various colors. The basket holder 110 may be in any shape or style such as rounded, rounded rectangle, square, box, trapezoid, circle, oval, can, hexagon, cub, or any other shape or style.

[0019] In one embodiment, as shown in FIG. 2, the basket holder 110 may include a plate 210, a ring piece 220, and a first mounting piece 230. The plate 210, ring piece 220, and first mounting piece 230 may be detachable from the basket holder 110. For example, the first mounting piece 230 may be detachable from the ring piece 230. This may be useful to replace one mounting piece with a different mounting

piece based, for example, on the second mounting piece **240** of the decorative cover **120**, discussed below. Alternatively, the basket holder **110** may be one integral piece (i.e., undetachable).

[0020] The plate **210** may have one or more small holes **250** for screws or other mounting objects to fit in order for the basket holder **110** to be attached to a wall or other surface. Alternatively, the plate **210** may be attached to the wall or other surface using an adhesive material, for example. The ring piece **220** may be in a shape that allows a wastebasket **130** to fit evenly and securely into it. Spacers may also be used to help securely fit a wastebasket **130** in the ring piece **220**. The first mounting piece **230** may be made of any material, such as plastic, metal, velcro, aluminum, steel, any combination of the foregoing, or any other type of material including any rigid material. The first mounting piece **230** can be used to connect with, fit in, or attach to the second mounting piece **240** of the decorative cover **120**. The first mounting piece **230** may also securely connect the decorative cover **120** to the basket holder **110**.

[0021] Returning to FIG. 1, the decorative cover **120** may be a size that covers both the basket holder **110** and the wastebasket **130**. The decorative cover **120** may be any shape such as a circle, square, oval, bevel, cub, can, box, square, plaque, diamond, rectangle, rounded rectangle, trapezoid, octagon, hexagon, pentagon, heart, or any other shape. The decorative cover **120** may be in various colors including blues, reds, yellows, white, purple, green, pastel colors, or any other color and may be used to complement a juvenile environment or any other environment. The decorative cover **120** may have any theme in any form, such as sports, bear, flower, butterfly, fish, smiley face, star, ballerina, heart, car, cheerleader, train or alphabets. The decorative cover **120** may be made of any material such as plastic, aluminum, steel, wood, or any combination of the foregoing.

[0022] In one embodiment, as shown in FIG. 2, the decorative cover **120** may have a second mounting piece **240** that fits securely into the first mounting piece **230** of the basket holder **110**. The second mounting piece **240** may be made of any material such as plastic, metal, velcro, aluminum, steel, wood, any combination of the foregoing, or any other type of material including any rigid material. The second mounting piece **240** may be detachable from the decorative cover **120**. This may be useful to replace one mounting piece with a different mounting piece based, for example, on the mounting piece **230** of the basket holder **110**. Alternatively, the decorative cover **120** and the second mounting piece **240** may be one integral piece.

[0023] FIG. 3 illustrates an alternate exemplary embodiment of a first mounting piece **230'** of the basket holder **110** and a second mounting piece **240'** of the decorative cover **120**. As shown in FIG. 3, the first mounting piece **230'** has a slot **235** for receiving the second mounting piece **240'**. The slot **235** and the second mounting piece **240'** may be of any suitable shape to securely attach the basket holder **110** and the decorative cover **120**.

[0024] The wastebasket **130** may be used for disposing of items or for storage of items. The wastebasket **130** may be in any color, such as white or pastels and may be made of any material, such as plastic, aluminum, wood, any combination of the foregoing, or any other type of material

including any rigid or semi-rigid material, for example. The wastebasket **130** may be in any shape such as rounded, rounded rectangle, square, box, trapezoid, circle, oval, can, hexagon, cub, or any other shape. For example, the wastebasket may be a net for storing toys. As shown in FIGS. 1, 4, and 5, for example, the wastebasket **130** may fit securely into the basket holder **110** and may be lifted up and out for easy disposing of waste and then placed back into the basket holder **110** securely.

[0025] Other embodiments of the invention will be apparent to those skilled in the art from consideration of the above description and practice of the invention disclosed herein. For example, the decorative cover **120** and the basket holder **110** may be one integral unit. As another example, instead of a basket holder **110**, there may be provided a wastebasket **130** including a first mounting piece that is attachable to the wall and a second mounting piece that is attachable to the decorative cover **120**.

[0026] As another example, as shown in FIG. 7, the basket holder **110** in FIG. 1 may be replaced with a basket platform **710** on which the wastebasket **130** sits. As shown in FIG. 7, the basket platform **710** may extend from the wall and connect with the decorative cover **120**. The basket platform **710** platform may be detachable or undetachable from the decorative cover **120**. The basket platform **710** may be attached to the wall using a plate **720**. The basket platform **710** may be attached to the decorative cover **120** using a mounting piece **730**. Other apparatuses and methods for attaching the basket platform **710** to the wall and the decorative cover **120** are known to those of ordinary skill in the art. Additionally, as shown in FIG. 7, one or more fencers **740** may extend from the decorative cover **120** or mounting piece **730** to prevent the wastebasket **130** from falling off the basket platform **710**. In one embodiment, the fencers **740** may extend from the decorative cover **120** or mounting piece **730** to the wall. In one embodiment, the fencers **740** may attach to the wall. A fencer **740** may be in any shape or size and is generally defined as any apparatus or part thereof for preventing a wastebasket **130** from falling off a wastebasket platform **710**. FIG. 8 illustrates an example of fencers **740** that are side panels that extend to completely cover the wastebasket. This may be advantageous to conceal the wastebasket **130** when the decorative hanging wastebasket **100** is viewed from the side.

[0027] Although exemplary embodiments of the present invention have been generally described based on the use in a room or other environment out of the unintended reach and/or access of, for example, a child, there are many and varied uses of a decorative hanging wastebasket. For example, a decorative hanging wastebasket may be used in any environment, such as a commercial, retail, business, or any other environment for any purpose.

[0028] It is intended that the specification and examples be considered as exemplary only, with a true scope and spirit of the invention being indicated by the following claims.

[0029] Various modifications and additional embodiments of the present invention will become apparent to those skilled in the art based on the above discussion of exemplary embodiments of the present invention. It should be understood that the invention is not limited to the specific exemplary embodiments disclosed herein and that modifications and additional embodiments of the present invention may be

obtained without departing from its spirit and scope as set forth in the appended claims and equivalences thereof. All such modifications and additional embodiments are intended to be included within the scope of the appended claims.

What is claimed is:

1. An apparatus for securing a storage unit, comprising:
 - a holder for securing a storage unit to a surface;
 - a cover attached to the holder, wherein the cover is sized to conceal in whole or in part the storage unit.
2. The apparatus of claim 1, wherein the holder comprises:
 - a plate that attaches to the surface;
 - a ring piece attached to the plate that receives the storage unit and holds the storage unit in place; and
 - a first mounting piece attached to the ring piece.
3. The apparatus of claim 2, wherein any combination of the plate, the ring piece, and the first mounting piece are detachable.
4. The apparatus of claim 2, wherein the cover comprises a second mounting piece connected to the first mounting piece.
5. The apparatus of claim 4, wherein the second mounting piece is detachable from the first mounting piece.
6. The apparatus of claim 4, wherein the second mounting piece is detachable from the cover.
7. The apparatus of claim 2, wherein the cover comprises a second mounting piece and wherein the first mounting piece comprises a slot for receiving the second mounting piece.

8. The apparatus of claim 7, wherein the second mounting piece is detachable from the cover.

9. The apparatus of claim 1, wherein the holder comprises:

- a plate that attaches to the surface; and
- a platform on which the storage unit sits, wherein the platform is attached to the plate.

10. The apparatus of claim 8, further comprising:

at least one fence to prevent the storage unit from falling off the platform.

11. An apparatus comprising:

a storage unit having a first and a second mounting piece, wherein the first mounting piece connects to a surface; and

a cover, wherein the second mounting piece connects to the cover.

12. An apparatus comprising:

means for securing a storage unit to a surface; and

means for concealing in whole or in part means for hanging.

13. A method comprising:

securing a storage unit to a surface; and

concealing in whole or in part the storage unit.

14. The method of claim 12 wherein a wastebasket is secured on a wall.

* * * * *