

United States Patent [19]
Spivey

[11] **Patent Number: Des. 298,477**
 [45] **Date of Patent: ** Nov. 8, 1988**

[54] **COMBINED SADDLE AND SADDLE BAGS**

[76] **Inventor: Jefferson Spivey, P.O. Box 60584, Oklahoma City, Okla. 73146**

[**] **Term: 14 Years**

[21] **Appl. No.: 742,199**

[22] **Filed: Jun. 7, 1985**

[52] **U.S. Cl. D30/135**

[58] **Field of Search D30/19, 20; 54/44, 46**

[56] **References Cited**

U.S. PATENT DOCUMENTS

28,867	6/1860	Jerifer	54/46
D. 34,766	7/1901	Croom	D30/20
232,712	9/1880	Hastings	54/46
D. 250,549	12/1978	Stoddard	D30/20
D. 251,623	4/1979	Abercrombie, Jr.	D30/20
571,684	11/1896	Percifield	54/46

662,564	11/1900	Hicks	54/44
969,995	9/1910	Stone	54/46
1,503,715	8/1924	Schnitger	54/46 X
3,044,234	7/1962	Baldwin	54/44
3,130,530	4/1964	Foreman	54/46

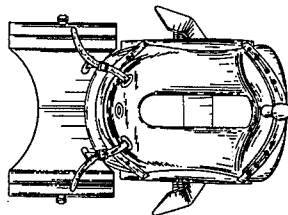
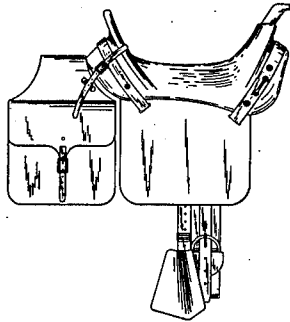
Primary Examiner—James R. Largen
Attorney, Agent, or Firm—Dunlap, Coddling & Peterson

[57] **CLAIM**

The ornamental design for a combined saddle and saddle bags, as shown.

DESCRIPTION

FIG. 1 is a right side elevational view of a combined saddle and saddle bags showing my new design.
 FIG. 2 is a front elevational view thereof.
 FIG. 3 is a top plan view thereof.
 FIG. 4 is a rear elevational view thereof.
 FIG. 5 is a left side elevational view thereof.
 FIG. 6 is a bottom plan view thereof.



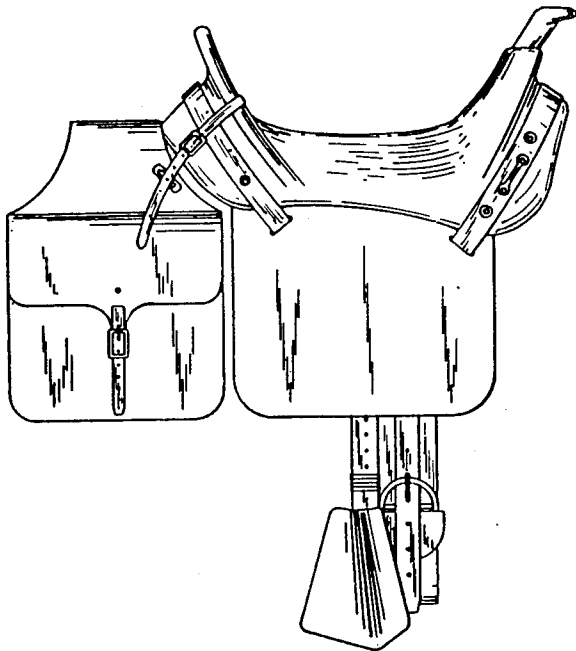


FIG. 1

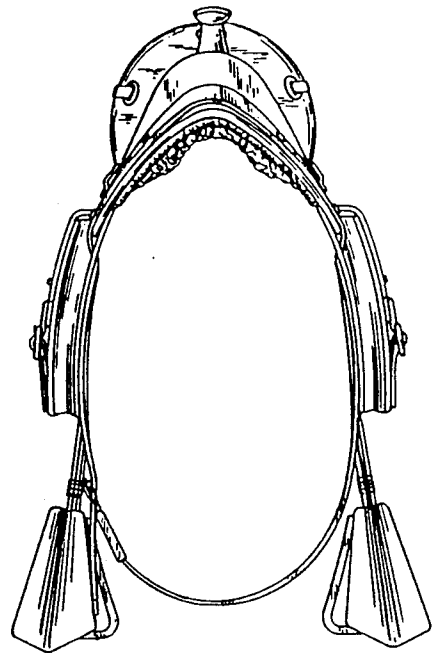


FIG. 2

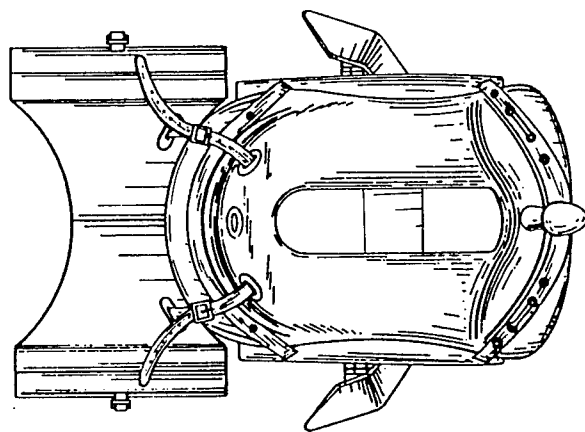


FIG. 3

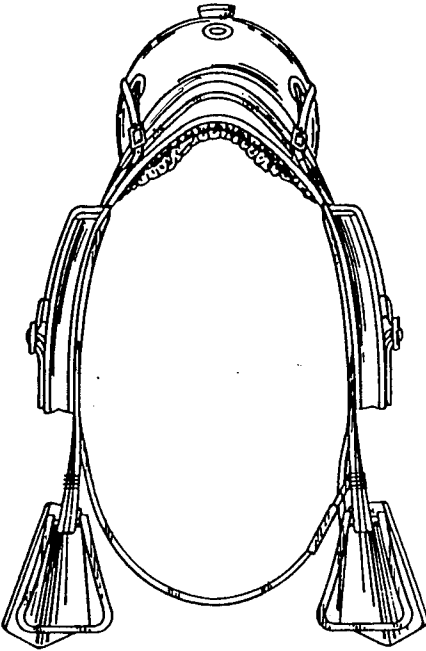


FIG. 4

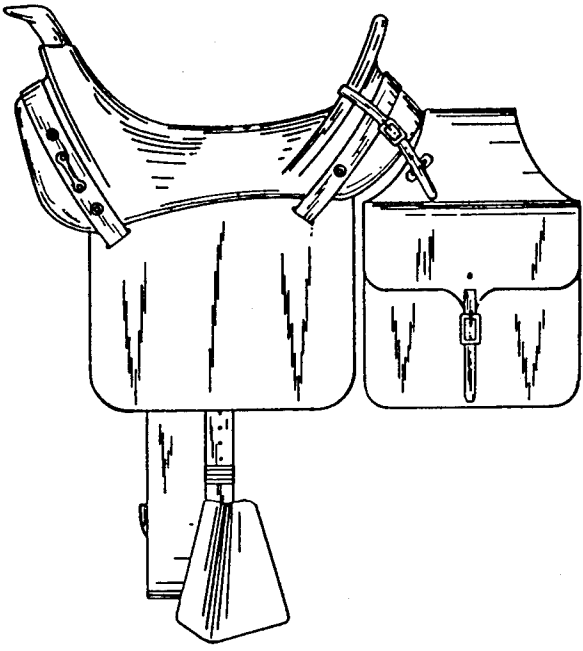


FIG. 5

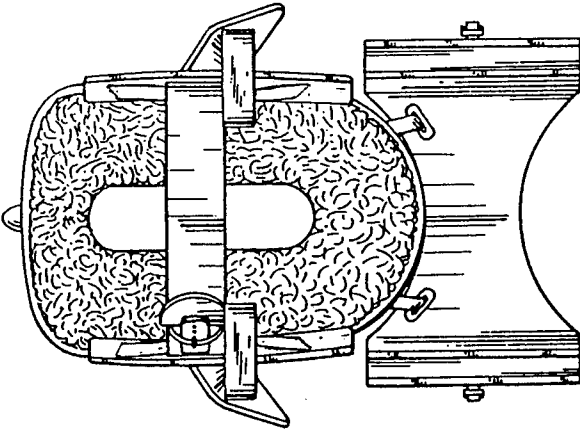


FIG. 6