

June 19, 1923.

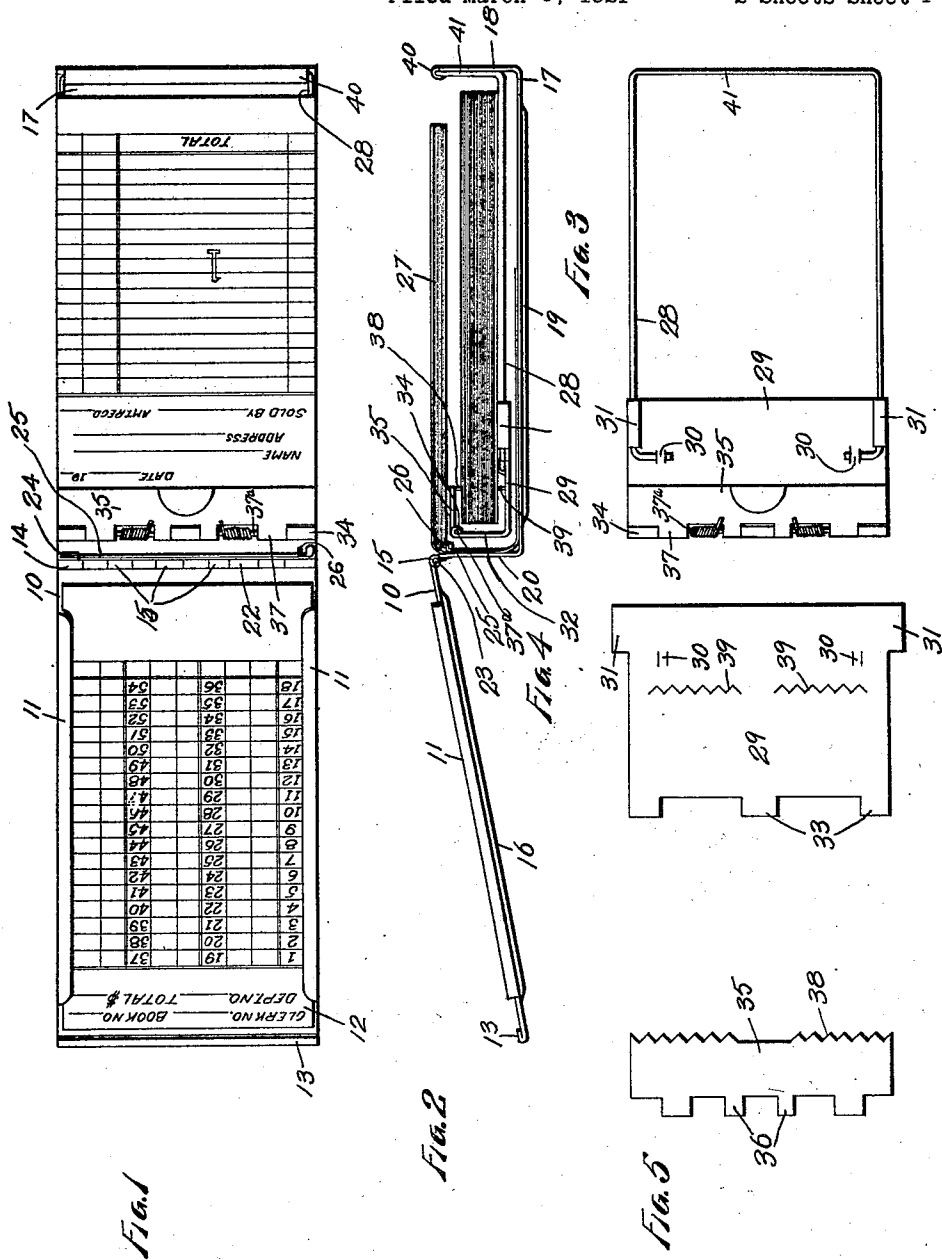
1,459,506

F. HACHMANN

SALES BOOK COVER

Filed March 3, 1921

2 Sheets-Sheet 1



INVENTOR
 FREDERICK HACHMANN
 BY Edward C Long
 ATTORNEY

June 19, 1923.

1,459,506

F. HACHMANN

SALES BOOK COVER

Filed March 3, 1921

2 Sheets-Sheet 2

Fig. 6.

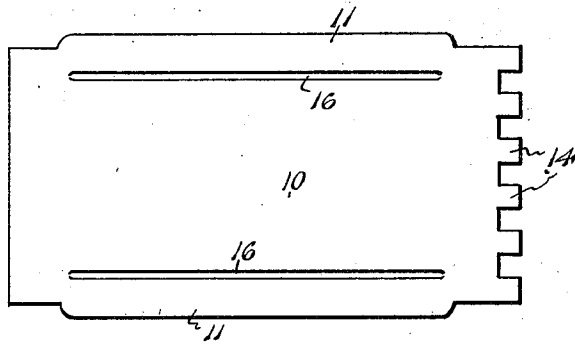


Fig. 7.

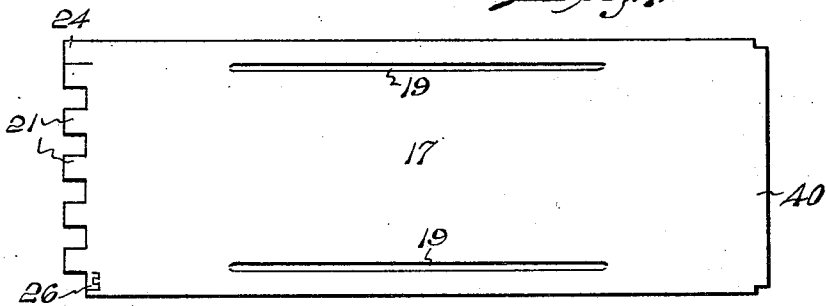


Fig. 8.

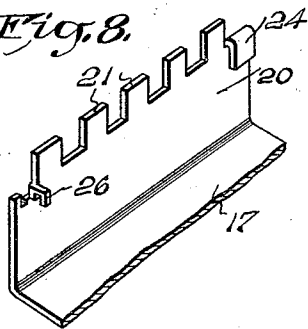


Fig. 9.


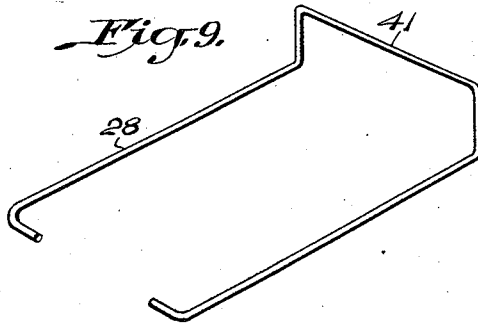


Fig. 10.

Inventor:

FREDERICK HACHMANN

BY Nelson & Langan

ATTY

Patented June 19, 1923.

1,459,506

UNITED STATES PATENT OFFICE.

FREDERICK HACHMANN, OF ST. LOUIS, MISSOURI, ASSIGNOR TO WILLIAM H. GREGG,
OF ST. LOUIS, MISSOURI.

SALES-BOOK COVER.

Application filed March 3, 1921. Serial No. 449,449.

To all whom it may concern:

Be it known that I, FREDERICK HACHMANN, a citizen of the United States, and resident of the city of St. Louis and State of Missouri, have invented certain new and useful Improvements in Sales-Book Covers, of which the following is a specification, containing a full, clear, and exact description, reference being had to the accompanying drawings, forming a part hereof.

My invention relates to improvements in sales book covers, and has for its primary object the construction of a cover adapted to hold the various sales slips and tickets employed in retail establishments.

In the drawings:

Fig. 1 is a plan view of my sales book cover opened provided with the ordinary sales record generally used.

Fig. 2 is a side view of the same, opened.

Fig. 3 is a plan view of the skeleton frame designed to carry the sales ticket book.

Fig. 4 is a plan view of a portion of the sales ticket book carrying frame before the same is bent into form.

Fig. 5 is a plan view of the spring clamp before forming.

Fig. 6 is a plan view of the front cover before being finally formed.

Fig. 7 is a plan view of the back cover partially formed.

Fig. 8 is a perspective view with parts broken away of a portion of the back cover bent up into final form.

Fig. 9 is a perspective view of the wire frame employed for carrying the sales ticket book.

Fig. 10 is a perspective view of the book holder clamp.

Referring to the drawings, 10 indicates the front cover, which is made out of sheet metal, and is provided along its side margins with bent over flanges 11, which is designed to carry the record slips 12. The free end of the front cover 10 is bent over or beaded, as at 13. Formed along the opposite end of the front cover 10 are a series of tongues 14, which are bent into eyes 15. The front cover 10 is provided with the ribs 16 to prevent the front cover from scratching or marring the furniture on which it may be placed while the book is not in use and which also act as a reinforcement for the front cover. 17 indicates

the back cover, the free end of which is bent at a right angle and forms a rightangular projection 18. The back is likewise provided with ribs 19. The back 17 is also provided with an upturned rightangular portion 20, which really forms the back of the cover, which portion or back is provided with tongues 21 which are bent so as to form eyes 22. The back cover 17 and the front cover 10 are hingedly connected together by means of a pin 23. The rightangular portion or back 20 has one of its tongues 24 bent downwardly, to which is attached the book holder 25, which is adapted to be brought into engagement with the hook 26 formed on the back. By means of this holder 25 the book 27 is held in position between the covers. Pivotaly secured to the rightangular portion 18 of the back cover 17 is a wire frame 28. The wire frame 28 is secured to the metal portion 29 by means of having its free ends provided with angularly bent portions which are seated in the loops 30 and the projecting tongues 31 bent over the wire, as illustrated in Fig. 3. The portion 29 is bent upwardly forming a rightangular portion 32 on which are formed tongues 33, which are bent into eyes 34. 35 indicates a spring actuated clamp, which is provided along one edge with tongues 36, which are bent into eyes 37 and which is secured to the upturned portion 32 by means of a pin 37^a. This spring actuated clamp is provided with a series of teeth 38, which rest opposite the teeth 39 formed in the portion 29. By means of this spring actuated clamp the sales ticket book is secured to the carrying frame. The frame 28 is secured to the upturned portion 18 by means of bending the portion 40 of the back 17 over the wire. It is to be noted in this connection that the skeleton frame, more particularly the wire portion thereof, has its end bent up so as to form an angular portion 41, as illustrated in Fig. 9.

In the use of my improvement the front cover 10 is opened, the book 27 adjusted as desired and then the skeleton frame and its accompanying parts and the book which it carries is opened upwardly and outwardly toward the right. The upturned portion 18, when the cover is closed, protects the cover contents along its front end. The various parts of my cover are formed of sheet

metal and wire, which may be cheaply manufactured, substantial and durable.

Having fully described my invention, what I claim is:

- 5 1. A cover comprising a front cover having a beaded front end and inturned flanges along its side margins and a series of tongues bent into eyes formed along its rear end, a back cover having formed integral
10 therewith a rightangular portion performing the function of a back and on its opposite end a rightangular portion, an intermediate member composed of wire and sheet metal pivotally secured along the upper edge
15 of the rightangular portion formed on the front edge of the cover, and a spring clamp secured to the end of said member opposite to the upturned rightangular portion.
- 20 2. A book cover composed of a front cover having inturned flanges along its side margins and provided along its front end with a series of tongues bent into eyes, a back cover formed of metal and having a metal back
25 formed integral therewith and an upturned end opposite to said back, said back being provided with a series of tongues bent into eyes, a pin for securing said back to the front cover, a downwardly bent tongue carried by said back and a hook formed
30 integral with said back, a holder having one of its ends secured to said downwardly turned tongue and its opposite end adapted to be engaged with said hook, a skeleton member composed of wire and sheet metal, the sheet
35 metal portion having integrally formed eyes along one edge, one end of the wire portion thereof being united to the metal portion and the opposite end of the wire portion being bent at right angles for securing the same to the sheet metal portion, said right
40 angle portion being pivotally secured to the upturned end of the back cover opposite to the back, and a spring actuated clamp formed of sheet metal and having formed
45 along one of its edges eyes and a pin for securing said sheet metal clamp to said member.
- 50 3. A book cover having a front cover composed of metal and having inturned flanges formed along the side margins thereof, a bead formed on one end thereof, eyes formed on the opposite end, a back cover formed of metal and having both of its ends upturned
55 in parallel relation, one of said ends having eyes and forming the back of the cover and the other upturned end closing the front of the book cover when closed, a holder secured to the back, an intermediate folding member composed of wire and metal, the
60 metal portion being upturned at one end parallel with and spaced apart from the back and provided along its upper edge with eyes and the wire portion being upturned at one end and the said upturned portion of the
65 wire being pivotally secured to the upturned end of the back opposite to the back of the cover, and a pin adapted to project through the eyes formed on the back and cover for hingedly uniting the same.

In testimony whereof, I have signed my name to this specification.

FRÉDERICK HACHMANN.