



(51) International Patent Classification:

C07D 498/14 (2006.01) A61P 31/12 (2006.01)

A61K 31/553 (2006.01) A61P 37/00 (2006.01)

A61P 35/00 (2006.01)

(21) International Application Number:

PCT/US2017/051282

(22) International Filing Date:

13 September 2017 (13.09.2017)

(25) Filing Language:

English

(26) Publication Language:

English

(30) Priority Data:

62/393,904 13 September 2016 (13.09.2016) US

(71) Applicant: THE REGENTS OF THE UNIVERSITY OF MICHIGAN [US/US]; Office of Technology Transfer, 1600 Huron Parkway, 2nd Floor, Ann Arbor, MI 48109-2590 (US).

(72) Inventors: WANG, Shaomeng; 3336 Stirling Ct., Superior Township, MI 49198 (US). HU, Yang; 3451 Burbank Drive, Ann Arbor, MI 48105 (US). QIN, Chong; 3544 Greenbrier Blvd. 454C, Ann Arbor, MI 48105 (US). XU, Fuming; 3111 International Dr., Apt. 2203A, Ypsilanti, MI 48197 (US). HU, Jiantao; 3005 Whisperwood Dr., Apartment 280, Ann Arbor, MI 48105 (US). ZHOU, Bing; 555 Zu Chong Zhi Road, Shanghai Institute of Materia Medica, Pudong District, Shanghai, 201203 (CN). CHEN, Zhou; 1600 Huron Parkway, Ann Arbor, Michigan 48109 (US). FERNANDEZ-SALAS, Ester; 6331 Warren Road, Ann Arbor, Michigan 48105 (US). BAI, Longchuan; 1530 Woodcreek Blvd., Ann Arbor, Michigan 48104 (US). McEACHERN, Donna; 2265 Glencoe Hills Dr. Apt 5, Ann Arbor, Michigan 48108 (US).

(74) Agent: NAPOLI, James, J.; Marshall, Gerstein & Borun LLP, 233 S. Wacker Drive, 6300 Willis Tower, Chicago, IL 60606-6357 (US).

(81) Designated States (unless otherwise indicated, for every kind of national protection available): AE, AG, AL, AM, AO, AT, AU, AZ, BA, BB, BG, BH, BN, BR, BW, BY, BZ, CA, CH, CL, CN, CO, CR, CU, CZ, DE, DJ, DK, DM, DO, DZ, EC, EE, EG, ES, FI, GB, GD, GE, GH, GM, GT, HN, HR, HU, ID, IL, IN, IR, IS, JO, JP, KE, KG, KH, KN, KP, KR, KW, KZ, LA, LC, LK, LR, LS, LU, LY, MA, MD, ME, MG, MK, MN, MW, MX, MY, MZ, NA, NG, NI, NO, NZ,

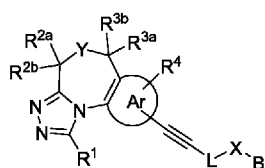
OM, PA, PE, PG, PH, PL, PT, QA, RO, RS, RU, RW, SA, SC, SD, SE, SG, SK, SL, SM, ST, SV, SY, TH, TJ, TM, TN, TR, TT, TZ, UA, UG, US, UZ, VC, VN, ZA, ZM, ZW.

(84) Designated States (unless otherwise indicated, for every kind of regional protection available): ARIPO (BW, GH, GM, KE, LR, LS, MW, MZ, NA, RW, SD, SL, ST, SZ, TZ, UG, ZM, ZW), Eurasian (AM, AZ, BY, KG, KZ, RU, TJ, TM), European (AL, AT, BE, BG, CH, CY, CZ, DE, DK, EE, ES, FI, FR, GB, GR, HR, HU, IE, IS, IT, LT, LU, LV, MC, MK, MT, NL, NO, PL, PT, RO, RS, SE, SI, SK, SM, TR), OAPI (BF, BJ, CF, CG, CI, CM, GA, GN, GQ, GW, KM, ML, MR, NE, SN, TD, TG).

Published:

— with international search report (Art. 21(3))

(54) Title: FUSED 1,4-OXAZEPINES AS BET PROTEIN DEGRADERS



(57) Abstract: The present disclosure provides compounds represented by Formula I and the pharmaceutically acceptable salts, hydrates, and solvates thereof, wherein R^1 , R^{2a} , R^{2b} , R^{3a} , R^{3b} , R^4 , Ar, L, X, Y, and B are as defined as set forth in the specification. The present disclosure also provides compounds of Formula I for use to treat a condition or disorder responsive to degradation of BET bromodomains such as cancer.

FUSED 1,4-OXAZEPINES AS BET PROTEIN DEGRADERS

BACKGROUND OF THE INVENTION

Field of the Invention

[0001] The present disclosure provides BET bromodomain protein degraders and therapeutic methods of treating conditions and diseases wherein degradation of one or more BET bromodomains provides a benefit.

Background

[0002] The genomes of eukaryotic organisms are highly organized within the nucleus of the cell. The long strands of duplex DNA are wrapped around an octamer of histone proteins (usually comprising two copies of histones H2A, H2B, H3, and H4) to form a nucleosome, which then is further compressed to form a highly condensed chromatin structure. A range of different condensation states are possible, and the tightness of this structure varies during the cell cycle. The chromatin structure plays a critical role in regulating gene transcription, which cannot occur efficiently from highly condensed chromatin. The chromatin structure is controlled by a series of post translational modifications to histone proteins, notably histones H3 and H4. These modifications include acetylation, methylation, phosphorylation, ubiquitinylation, and SUMOylation.

[0003] Histone acetylation usually is associated with the activation of gene transcription, as the modification loosens the interaction of the DNA and the histone octamer by changing the electrostatics. In addition to this physical change, specific proteins bind to acetylated lysine residues within histones to read the epigenetic code. Bromodomains are small (about 110 amino acid) distinct domains within proteins that bind to acetylated lysine residues commonly, but not exclusively, in the context of histones. There is a family of about 50 proteins known to contain bromodomains, which have a range of functions within the cell.

[0004] The BET family of bromodomain-containing proteins ("BET bromodomains" or "BET bromodomain proteins") includes four proteins, i.e., BRD2, BRD3, BRD4, and BRD-t, which contain tandem bromodomains capable of binding to two acetylated lysine residues in close proximity, thereby increasing the specificity of the interaction. BRD2 and BRD3 associate with histones along actively transcribed genes and may be

involved in facilitating transcriptional elongation, while BRD4 may be involved in the recruitment of the pTEF- β complex to inducible genes, resulting in phosphorylation of RNA polymerase and increased transcriptional output. BRD4 or BRD3 also may fuse with NUT (nuclear protein in testis) forming novel fusion oncogenes, BRD4-NUT or BRD3-NUT, in a highly malignant form of epithelial neoplasia. Data suggests that BRD-NUT fusion proteins contribute to carcinogenesis. BRD-t is uniquely expressed in the testes and ovary. All family members have been reported to have some function in controlling or executing aspects of the cell cycle, and have been shown to remain in complex with chromosomes during cell division, which suggests a role in the maintenance of epigenetic memory. In addition, some viruses make use of these proteins to tether their genomes to the host cell chromatin as part of the process of viral replication.

[0005] A discussion of BET proteins can be found in WO 2012/075456, WO 2012/075383, and WO 2011/054864. A discussion of BET bromodomain inhibitors, e.g., I-BET-151 and I-BET-762, can be found in Delmore *et al.*, *Cell* 146:904-917 (2011) and Seal *et al.*, *Bioorg. Med. Chem. Lett.* 22:2968-2972 (2012).

[0006] Small molecule inhibitors of BET bromodomains have therapeutic potential for the treatment of diseases and conditions in which BET bromodomains have a role, including cancer. BET bromodomain inhibitors are disclosed in the following U.S. patents: US 8044042, US 8476260, US 8114995, US 8557984, and US 8580957; the following U.S. patent application publications: US 20120059002, US 20120208800, US 2012202799, US 2012252781, US 20130252331, US 20140011862, US 20130184264, US 2013079335, US 20140011862, US 20140005169, US 20130331382, US 20130281450, US 20130281399, US 20120157428, US 20100286127, US 20140256706, and US 2015/0246923; and the following international applications: WO 1998011111, WO 2006129623, WO 2008092231, WO 2009084693, WO 2009158404, WO 2010123975, WO 2011054843, WO 2011054844, WO 2011054845, WO 2011054846, WO 2011054848, WO 2011143651, WO 2011143660, WO 2011143669, WO 2011161031, WO 2012075383, WO 2012116170, WO 2012151512, WO 2012174487, WO 2013024104, WO 2013027168, WO 2013030150, WO 2013033268, WO 2013097601, and WO 2014164596.

[0007] Phthalimide-based drugs, e.g., thalidomide or lenalidomide, bind to protein-degradation machinery, e.g., cereblon (CRBN; part of an ubiquitin E3 ligase

complex). This may promote the recruitment of two transcription factors (IKZF1 and IKZF3) that are essential to disease progression, resulting in drug-induced ubiquitylation and degradation by the proteasome. *See, e.g., Ito et al., Science 327:1345-1350 (2010) and Winter et al., Science 348:1376-1381 (2015).*

[0008] A high-affinity VHL ligand, *see Bondeson et al., Nat. Chem. Biol. 11:611-617 (2015)*, may recruit a target protein to an E3 ubiquitin ligase, resulting in drug induced ubiquitination and degradation. *See, e.g., van Hagen et al., Nucleic Acids Research 38: 1922-1931 (2010); Buckley et al., J. Am. Chem. Soc. 134:4465-4468 (2012); Buckley et al., Angew. Chem. Int. Ed. Engl. 51:11463-11467 (2012); Lipkowitz and Weissman, Nat Rev Cancer 11:629-643 (2011); and Zengerle et al., ACS Chem. Biol. 10:1770-1777 (2015).*

[0009] There is an ongoing need for new agents, e.g., small molecules, for treating and/or preventing cancer and other diseases responsive to deregulation, e.g., inhibition, of BET bromodomain activity and/or degradation of BET bromodomain proteins.

BRIEF SUMMARY OF THE INVENTION

[0010] In one aspect, the present disclosure provides compounds represented by any one of Formulae **I-VIII** or **XIV-XVIII**, below, and the pharmaceutically acceptable salts and solvates thereof, collectively referred to as "Compounds of the Disclosure." Compounds of the Disclosure are BET bromodomain protein degraders and thus are useful in treating or preventing diseases or conditions wherein degradation of BET bromodomains, e.g., BRD2, BRD3, BRD4, BRD-t, or an isoform or mutant thereof, provides a benefit.

[0011] In another aspect, the present disclosure provides synthetic intermediates represented by Formula **IX**, below, and the pharmaceutically acceptable salts and solvates thereof, collectively referred to as "Intermediates of the Disclosure." Intermediates of the Disclosure can be used to prepare BET bromodomain protein degraders having Formulae **I-VIII** or **XIV-XVIII**.

[0012] In another aspect, the present disclosure provides methods of treating or preventing a condition or disease by administering a therapeutically effective amount of a Compound of the Disclosure to an individual, e.g., a human, in need thereof. The disease or condition of interest is treatable or preventable by degradation of BET bromodomain proteins, for example, a cancer, a chronic autoimmune disorder, an inflammatory condition, a proliferative disorder, sepsis, or a viral infection. Also provided are methods

of preventing the proliferation of unwanted proliferating cells, such as in cancer, in a subject comprising administering a therapeutically effective amount of a Compound of the Disclosure to a subject at risk of developing a condition characterized by unwanted proliferating cells. In some embodiments, the Compounds of the Disclosure reduce the proliferation of unwanted cells by inducing apoptosis in those cells.

[0013] In another aspect, the present disclosure provides methods of treating a patient having cancer, comprising administering a therapeutically effective amount of a Compound of the Disclosure to the patient in need thereof, wherein cells of the patient contain a biomarker, e.g., overexpression of MCL1, overexpression of BCL-X_L, or co-overexpression of MCL-1 and BCL-X_L.

[0014] In another aspect, the present disclosure provides methods of reducing BET bromodomain protein within a cell of an individual in need thereof, the method comprising administering a Compound of the Disclosure to the individual.

[0015] In another aspect, the present disclosure provides a method of degrading BET bromodomain proteins in an individual, comprising administering to the individual an effective amount of at least one Compound of the Disclosure.

[0016] In another aspect, the present disclosure provides a pharmaceutical composition comprising a Compound of the Disclosure and an excipient and/or pharmaceutically acceptable carrier.

[0017] In another aspect, the present disclosure provides a composition comprising a Compound of the Disclosure and an excipient and/or pharmaceutically acceptable carrier for use treating or preventing diseases or conditions wherein degradation of BET bromodomain proteins provides a benefit, e.g., cancer.

[0018] In another aspect, the present disclosure provides a composition comprising: (a) a Compound of the Disclosure; (b) a second therapeutically active agent; and (c) optionally an excipient and/or pharmaceutically acceptable carrier.

[0019] In another aspect, the present disclosure provides a Compound of the Disclosure for use in treatment or prevention of a disease or condition of interest, e.g., cancer.

[0020] In another aspect, the present disclosure provides a use of a Compound of the Disclosure for the manufacture of a medicament for treating a disease or condition of interest, e.g., cancer.

[0021] In another aspect, the present disclosure provides a kit comprising a Compound of the Disclosure, and, optionally, a packaged composition comprising a second therapeutic

agent useful in the treatment of a disease or condition of interest, and a package insert containing directions for use in the treatment of a disease or condition, e.g., cancer.

[0022] In another aspect, the present disclosure provides methods of preparing Compounds of the Disclosure.

[0023] Additional embodiments and advantages of the disclosure will be set forth, in part, in the description that follows, and will flow from the description, or can be learned by practice of the disclosure. The embodiments and advantages of the disclosure will be realized and attained by means of the elements and combinations particularly pointed out in the appended claims.

[0024] It is to be understood that both the foregoing summary and the following detailed description are exemplary and explanatory only, and are not restrictive of the invention as claimed.

BRIEF DESCRIPTION OF THE DRAWINGS

[0025] Fig. 1 is an illustration depicting a Western blot showing that Cpd. Nos. 18 and 19 induce degradation of BRD2 and BRD4 proteins in RS4;11 cells as compared to Compound A.

[0026] Fig. 2 is an illustration depicting a Western blot showing that Cpd. Nos. 18 and 19 induce degradation of BRD2 and BRD4 proteins MOLM-13 cells as compared to Compound A.

[0027] Fig. 3 is a line graph showing that Cpd. Nos. 7 and 11 induce tumor regression in RS4;11 xenograph tumors in SCID mice.

[0028] Fig. 4 is a line graph showing that Cpd. Nos. 16, 18, 22 and 48 induce tumor regression in RS4;11 xenograph tumors in SCID mice.

[0029] Fig. 5 is a line graph showing that Cpd. No. 18 induces tumor regression in the WHIM24 breast cancer PDX model.

[0030] Fig. 6 is a line graph showing that Cpd. No. 22 induces tumor regression in the RS4;11 xenograph model on an every other day dosing schedule.

[0031] Fig. 7 is a line graph showing that Cpd. No. 22 induces tumor regression in the RS4;11 xenograph model with a single dose or on a weekly dosing schedule.

[0032] Fig. 8 is a line graph showing that Cpd. No. 22 induces tumor regression in the MV4;11 xenograph model.

[0033] Fig. 9 is a line graph showing that Cpd. Nos. 17, 22, and 65 induce tumor regression in the MV4;11 xenograph model.

[0034] Fig. 10 is a line graph showing that Cpd. No. 22 induces tumor regression in the WHIM24 breast cancer PDX model.

[0035] Fig. 11 is a line graph showing that Cpd. No. 22 induces tumor regression in the MDA-MB-468 TNBC model.

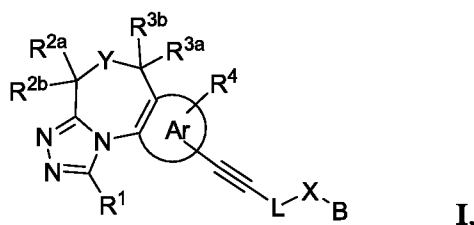
[0036] Fig. 12 is a line graph showing that Cpd. No. 22 induces tumor regression in the MDA-MB-231 TNBC model.

[0037] Fig. 13 is a line graph showing the animal weight change caused by Cpd. No. 22 in the MDA-MB-231 TNBC model.

DETAILED DESCRIPTION OF THE INVENTION

[0038] Compounds of the Disclosure degrade BET bromodomain proteins.

[0039] In one embodiment, Compounds of the Disclosure are compounds represented by Formula I:



and the pharmaceutically acceptable salts or hydrates thereof,

[0040] wherein:

[0041] R^1 is selected from the group consisting of hydrogen and optionally substituted C_{1-4} alkyl;


[0042] R^{2a} and R^{2b} are each independently selected from the group consisting of hydrogen, optionally substituted C_{1-4} alkyl, and (alkoxycarbonyl)alkyl, or

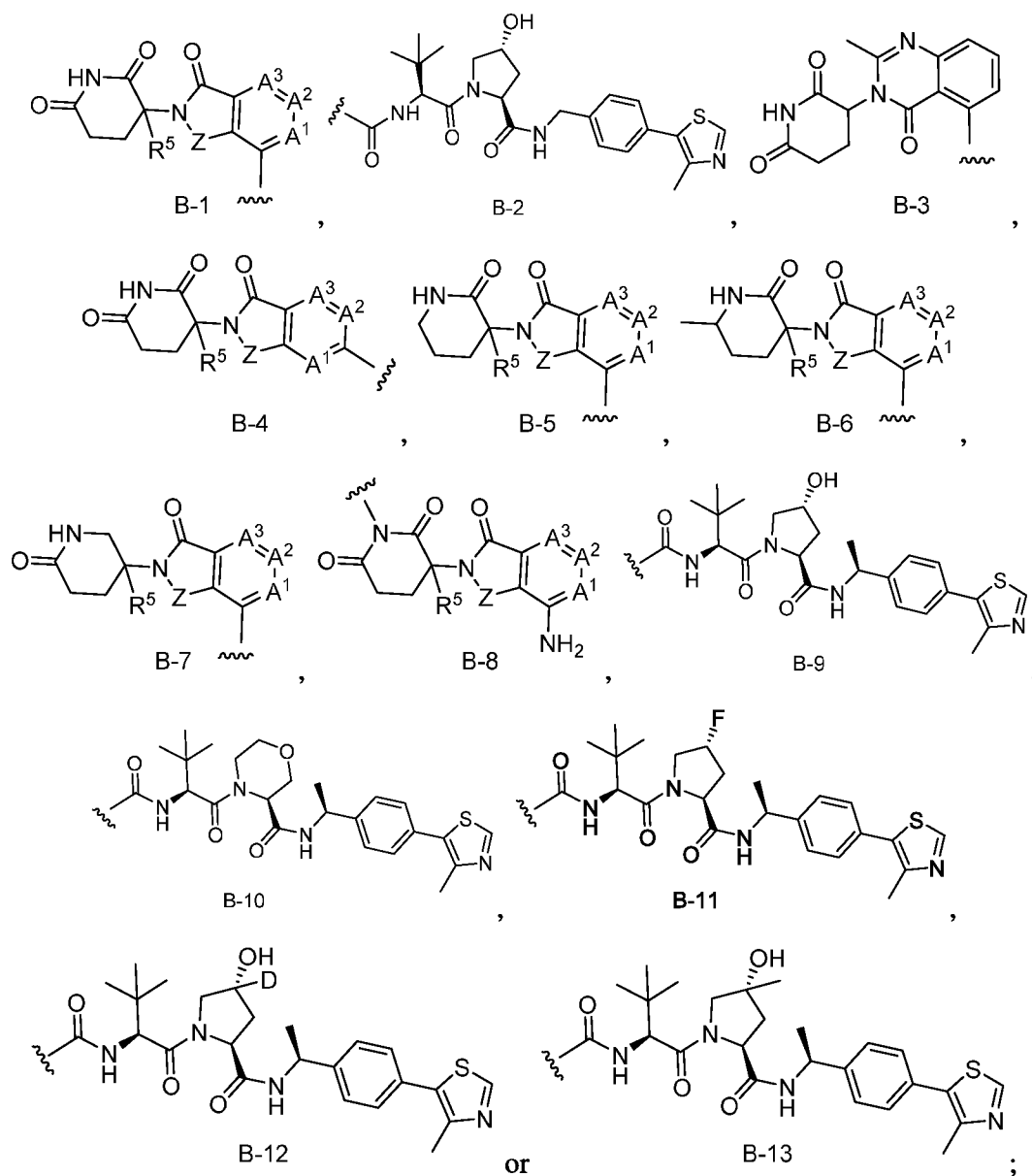
[0043] R^{2a} and R^{2b} together with the carbon atom to which they are attached form a 3- to 6-membered cycloalkyl;

[0044] R^{3a} and R^{3b} are each independently selected from the group consisting of hydrogen and optionally substituted C_{1-4} alkyl; or

[0045] R^{3a} and R^{3b} together with the carbon atom to which they are attached form an optionally substituted 3- to 6-membered cycloalkyl;

- [0046] R^4 is selected from the group consisting of hydrogen, halogen, optionally substituted C_{1-4} alkyl, optionally substituted C_{2-4} alkenyl, optionally substituted C_{2-4} alkynyl, aralkyl, optionally substituted C_{6-14} aryl, optionally substituted C_{3-12} cycloalkyl, optionally substituted 3- to 14-membered heterocyclo, optionally substituted 5- to 14-membered heteroaryl, $-NR^{6a}R^{6b}$, $-OR^7$, $-SR^{8a}$, $-S(=O)R^{8b}$, $-S(=O)_2R^{8c}$, $-C(=O)R^9$, (heteroaryl)alkyl, and alkoxyalkyl;
- [0047] R^{6a} and R^{6b} are each independently selected from the group consisting of hydrogen, optionally substituted C_{1-6} alkyl, aralkyl, optionally substituted C_{6-14} aryl, optionally substituted C_{3-12} cycloalkyl, optionally substituted 3- to 14-membered heterocyclo, optionally substituted 5- to 14-membered heteroaryl, alkylcarbonyl, arylcarbonyl, alkoxy carbonyl, alkylsulfonyl, arylsulfonyl, and carboxamido; or
- [0048] R^{6a} and R^{6b} taken together with the nitrogen atom to which they are attached form an optionally substituted 4- to 8-membered heterocyclo;
- [0049] R^7 is selected from the group consisting of hydrogen, optionally substituted C_{1-4} alkyl, aralkyl, optionally substituted C_{6-14} aryl, optionally substituted C_{3-12} cycloalkyl, optionally substituted 3- to 14-membered heterocyclo, optionally substituted 5- to 14-membered heteroaryl, alkylcarbonyl, and carboxamido;
- [0050] R^{8a} is selected from the group consisting of optionally substituted C_{1-4} alkyl, aralkyl, optionally substituted C_{6-14} aryl, optionally substituted C_{3-12} cycloalkyl, optionally substituted 3- to 14-membered heterocyclo, and optionally substituted 5- to 14-membered heteroaryl;
- [0051] R^{8b} is selected from the group consisting of optionally substituted C_{1-4} alkyl, aralkyl, optionally substituted C_{6-14} aryl, optionally substituted C_{3-12} cycloalkyl, optionally substituted 3- to 14-membered heterocyclo, and optionally substituted 5- to 14-membered heteroaryl;
- [0052] R^{8c} is selected from the group consisting of optionally substituted C_{1-4} alkyl, aralkyl, optionally substituted C_{6-14} aryl, optionally substituted C_{3-12} cycloalkyl, optionally substituted 3- to 14-membered heterocyclo, optionally substituted 5- to 14-membered heteroaryl, and amino;
- [0053] R^9 selected from the group consisting of hydrogen, optionally substituted C_{1-4} alkyl, aralkyl, optionally substituted C_{6-14} aryl, optionally substituted C_{3-12} cycloalkyl, optionally substituted 3- to 14-membered heterocyclo, optionally substituted 5- to 14-membered heteroaryl, alkoxy, and amino;
- [0054] Y is selected from the group consisting of $-O-$, $-S-$, and $-NR^{10}-$;

- [0055] R^{10} is selected from the group consisting of hydrogen, optionally substituted C_{1-6} alkyl, optionally substituted C_{6-14} aryl, optionally substituted C_{3-12} cycloalkyl, optionally substituted 3- to 14-membered heterocyclo, optionally substituted 5- to 14-membered heteroaryl, $(C_{3-6}$ cycloalkyl) C_{1-4} alkyl, aralkyl, (alkoxycarbonyl)alkyl, $-C(=O)R^{11}$, $-SO_2R^{12}$, $-C(=O)-OR^{13}$, and $-C(=O)-NR^{14a}R^{14b}$;
- [0056] R^{11} is selected from the group consisting of optionally substituted C_{1-6} alkyl, optionally substituted C_{6-14} aryl, optionally substituted C_{3-12} cycloalkyl, optionally substituted 3- to 14-membered heterocyclo, optionally substituted 5- to 14-membered heteroaryl, and aralkyl;
- [0057] R^{12} is selected from the group consisting of optionally substituted C_{1-6} alkyl, optionally substituted C_{6-14} aryl, optionally substituted C_{3-12} cycloalkyl, optionally substituted 3- to 14-membered heterocyclo, optionally substituted 5- to 14-membered heteroaryl, and aralkyl;
- [0058] R^{13} is selected from the group consisting of optionally substituted C_{1-6} alkyl, optionally substituted C_{6-14} aryl, optionally substituted C_{3-12} cycloalkyl, optionally substituted 3- to 14-membered heterocyclo, optionally substituted 5- to 14-membered heteroaryl, and aralkyl;
- [0059] R^{14a} and R^{14b} are each independently selected from the group consisting of hydrogen, optionally substituted C_{1-6} alkyl, optionally substituted C_{6-14} aryl, optionally substituted C_{3-12} cycloalkyl, 3- to 14-membered heterocyclo, optionally substituted 5- to 14-membered heteroaryl, and aralkyl; or
- [0060] R^{14a} and R^{14b} taken together with the nitrogen atom to which they are attached form an optionally substituted 4- to 8-membered heterocyclo;
- [0061]  is a fused thienyl or fused phenyl group, wherein the fused phenyl group is additionally substituted with R^{15} ;
- [0062] R^{15} is selected from the group consisting of hydrogen, halogen, C_{1-4} alkyl, and alkoxy;
- [0063] B is a monovalent radical of a ligand for an E3 ubiquitin ligase protein, e.g., B is:



[0064] L is selected from the group consisting of alkylenyl, heteroalkylenyl, $-A-(CH_2)_m-W-(CH_2)_n-$, $-(CH_2)_m-W-(CH_2)_u-O-(CH_2)_v-$, and $-(CH_2)_m-W-[(CH_2)_w-O]_x-(CH_2)_v-$; or

[0065] L is absent;

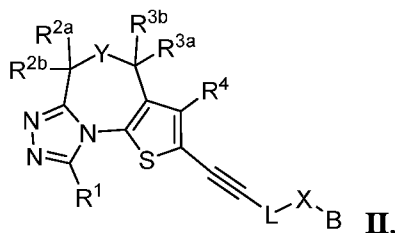
[0066] A is selected from the group consisting of 5-membered heteroarylenyl and 6-membered heteroarylenyl; or

[0067] A is absent;

[0068] W is selected from the group consisting of phenylenyl, 5-membered heteroarylenyl, 6-membered heteroarylenyl, heterocyclenyl, and cycloalkylenyl;

[0069] m is 0, 1, 2, 3, 4, 5, 6, or 7;

- [0070] n is 0, 1, 2, 3, 4, 5, 6, 7, or 8;
- [0071] u is 0, 1, 2, or 3;
- [0072] v is 1, 2, 3, or 4;
- [0073] each w is independently 2, 3, or 4;
- [0074] x is 2, 3, or 4;
- [0075] X is selected from the group consisting of $-\text{C}\equiv\text{C}-$, $-\text{CH}_2-$, $-\text{O}-$, $-\text{N}(\text{R}^{2c})-$, $-\text{C}(=\text{O})\text{N}(\text{R}^{2d})-$, $-\text{N}(\text{R}^{2e})\text{C}(=\text{O})\text{CH}_2\text{O}-$, and $-\text{N}(\text{R}^{2f})\text{C}(=\text{O})\text{CH}_2\text{N}(\text{R}^{2g})-$; or
- [0076] X is absent;
- [0077] wherein the carboxamide nitrogen atom of $-\text{N}(\text{R}^{2e})\text{C}(=\text{O})\text{CH}_2\text{O}-$ and $-\text{N}(\text{R}^{2f})\text{C}(=\text{O})\text{CH}_2\text{N}(\text{R}^{2g})-$, and the carbon atom of $-\text{C}(=\text{O})\text{N}(\text{R}^{2d})-$ is attached to L;
- [0078] R^{2c} , R^{2d} , R^{2e} , R^{2f} and R^{2g} are each independently selected from the group consisting of hydrogen and C_{1-4} alkyl;
- [0079] Z is selected from the group consisting of $-\text{CH}_2$ and $-\text{C}(=\text{O})-$;
- [0080] R^5 is selected from the group consisting of hydrogen, methyl, and fluoro;
- [0081] A^1 is selected from the group consisting of $-\text{C}(\text{R}^{16a})=$ and $-\text{N}=$;
- [0082] A^2 is selected from the group consisting of $-\text{C}(\text{R}^{16b})=$ and $-\text{N}=$;
- [0083] A^3 is selected from the group consisting of $-\text{C}(\text{R}^{16c})=$ and $-\text{N}=$;
- [0084] R^{16a} is selected from the group consisting of hydrogen, halo, and C_{1-4} alkyl;
- [0085] R^{16b} is selected from the group consisting of hydrogen, halo, and C_{1-4} alkyl; and
- [0086] R^{16c} is selected from the group consisting of hydrogen, halo, and C_{1-4} alkyl.
- [0087] In another embodiment, Compounds of the Disclosure are compounds represented by Formula I, wherein B is selected from the group consisting of B-1, B-2, and B-3, and L is selected from the group consisting of alkylene, heteroalkylene, $-\text{A}-(\text{CH}_2)_m-\text{W}-(\text{CH}_2)_n-$, and $-(\text{CH}_2)_m-\text{W}-(\text{CH}_2)_u-\text{O}-(\text{CH}_2)_v-$.
- [0088] In another embodiment, Compounds of the Disclosure are compounds represented by Formula II:



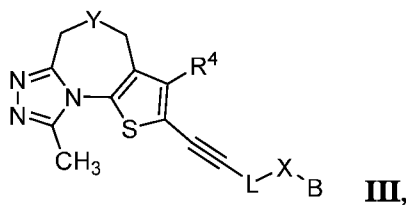
and the pharmaceutically acceptable salts or hydrates thereof, wherein R^1 , R^{2a} , R^{2b} , R^{3a} , R^{3b} , R^4 , L, X, Y, and B are as defined in connection with Formula I.

[0089] In another embodiment, Compounds of the Disclosure are compounds represented by Formula I or Formula II, and the pharmaceutically acceptable salts or hydrates thereof, wherein R^{3a} and R^{3b} are hydrogen.

[0090] In another embodiment, Compounds of the Disclosure are compounds represented by Formula I or Formula II, and the pharmaceutically acceptable salts or hydrates thereof, wherein R^1 is C_{1-4} alkyl. In another embodiment, R^1 is methyl, or a pharmaceutically acceptable salt or hydrate thereof.

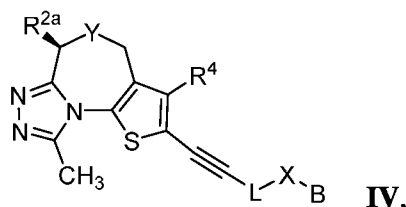
[0091] In another embodiment, Compounds of the Disclosure are compounds represented by Formula I or Formula II, and the pharmaceutically acceptable salts or hydrates thereof, wherein R^{2a} and R^{2b} are each independently selected from the group consisting of hydrogen and C_{1-4} alkyl.

[0092] In another embodiment, Compounds of the Disclosure are compounds represented by Formula III:



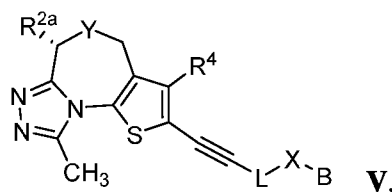
and the pharmaceutically acceptable salts or hydrates thereof, wherein R^4 , L, X, Y, and B are as defined in connection with Formula I.

[0093] In another embodiment, Compounds of the Disclosure are compounds represented by Formula IV:



and the pharmaceutically acceptable salts or hydrates thereof, wherein R^{2a} is C_{1-4} alkyl, and R^4 , L, X, Y, and B are as defined in connection with Formula I.

[0094] In another embodiment, Compounds of the Disclosure are compounds represented by Formula V:

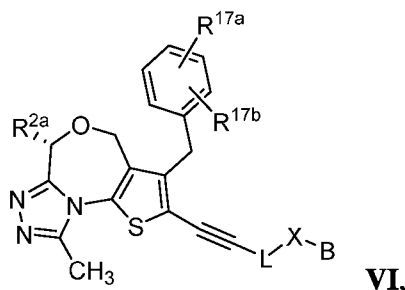


and the pharmaceutically acceptable salts or hydrates thereof, wherein R^{2a} is C_{1-4} alkyl, and R^4 , L, X, Y, and B are as defined in connection with Formula I.

[0095] In another embodiment, Compounds of the Disclosure are compounds represented by any one of Formula I-V, and the pharmaceutically acceptable salts or hydrates thereof, wherein R^4 is selected from the group consisting of halogen, C_{1-4} alkyl, optionally C_{2-4} alkenyl, optionally substituted C_{2-4} alkynyl, aralkyl, optionally substituted C_{6-14} aryl, optionally substituted C_{3-12} cycloalkyl, 3- to 14-membered heterocyclo, optionally substituted 5- to 14-membered heteroaryl. In another embodiment, R^4 is aralkyl.

[0096] In another embodiment, Compounds of the Disclosure are compounds represented by any one of Formula I-V, and the pharmaceutically acceptable salts or hydrates thereof, Y is -O-. In another embodiment, Y is -N(H)-.

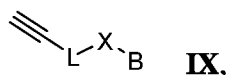
[0097] In another embodiment, Compounds of the Disclosure are compounds represented by Formula VI:



and the pharmaceutically acceptable salts and hydrates thereof, wherein R^{2a} is selected from the group consisting of hydrogen and C_{1-3} alkyl; R^{17a} and R^{17b} are each independently selected from the group consisting of hydrogen, C_{1-4} alkyl, haloalkyl, C_{1-4} alkoxy, and halo; and L, X, and B are as defined in connection with Formula I.

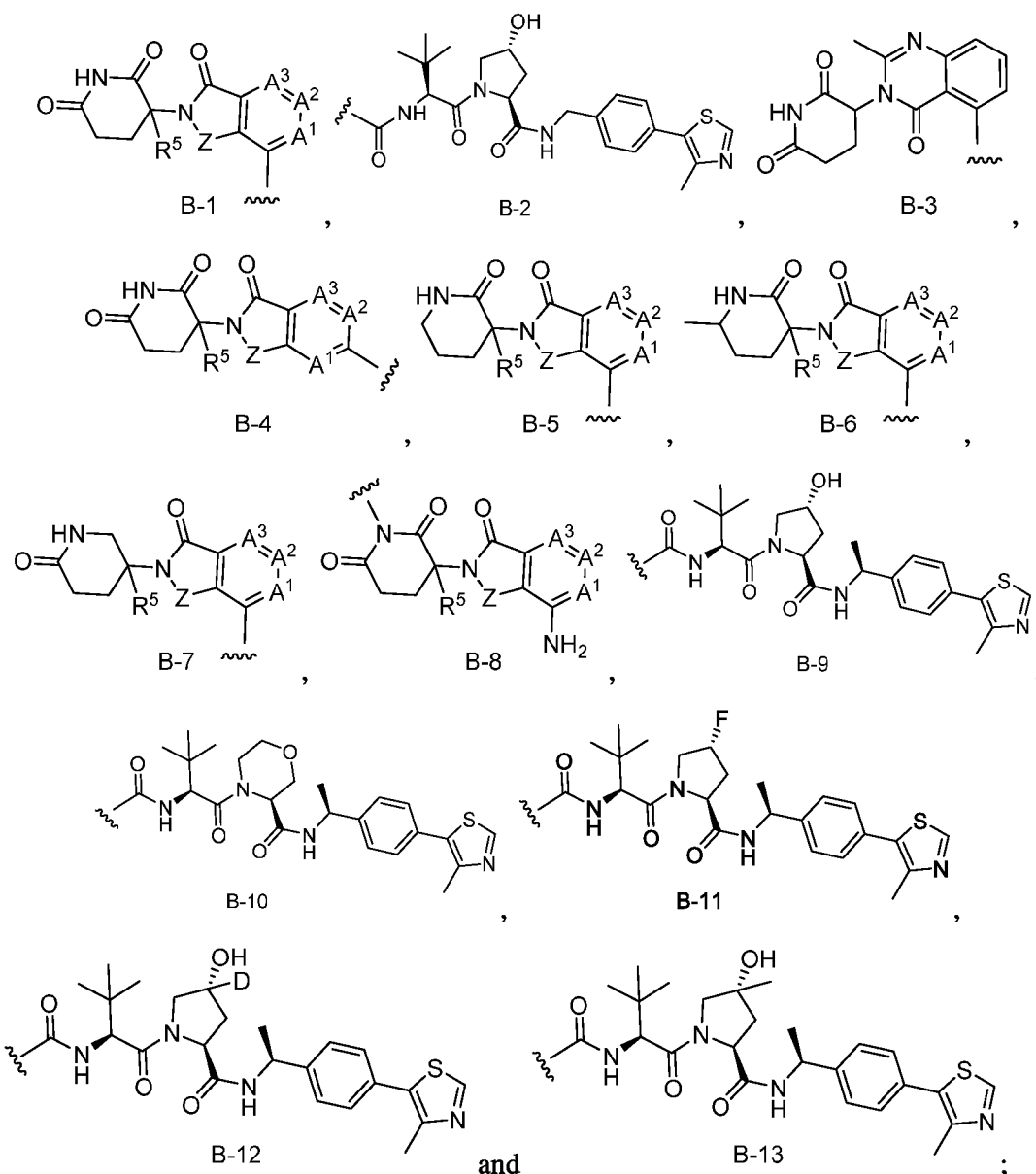
[0098] Intermediates of the Disclosure can be used to prepare Compounds of the Disclosure.

[0099] In one embodiment, Intermediates of the Disclosure are compounds represented by Formula IX:



and the pharmaceutically acceptable salts and hydrates thereof, wherein:

[0100] B is selected from the group consisting of:



[0101] L is selected from the group consisting of alkylenyl, heteroalkylenyl, -A-(CH₂)_m-W-(CH₂)_n-, -(CH₂)_m-W-(CH₂)_u-O-(CH₂)_v-, and -(CH₂)_m-W-[(CH₂)_w-O]_x-(CH₂)_v-;

[0102] A is selected from the group consisting of 5-membered heteroarylenyl and 6-membered heteroarylenyl; or

[0103] A is absent;

[0104] W is selected from the group consisting of phenylenyl, 5-membered heteroarylenyl, 6-membered heteroarylenyl, heterocyclylenyl, and cycloalkylenyl;

[0105] m is 0, 1, 2, 3, 4, 5, 6, or 7;

[0106] n is 0, 1, 2, 3, 4, 5, 6, 7, or 8;

- [0107] u is 0, 1, 2, or 3;
- [0108] v is 1, 2, 3, or 4;
- [0109] each w is independently 2, 3, or 4;
- [0110] x is 2, 3, or 4;
- [0111] X is selected from the group consisting of $-\text{C}\equiv\text{C}-$, $-\text{CH}_2-$, $-\text{O}-$, $-\text{N}(\text{R}^{2c})-$, $-\text{C}(=\text{O})\text{N}(\text{R}^{2d})-$, $-\text{N}(\text{R}^{2e})\text{C}(=\text{O})\text{CH}_2\text{O}-$, and $-\text{N}(\text{R}^{2f})\text{C}(=\text{O})\text{CH}_2\text{N}(\text{R}^{2g})-$; or
- [0112] X is absent;
- [0113] wherein the carboxamide nitrogen atom of $-\text{N}(\text{R}^{2e})\text{C}(=\text{O})\text{CH}_2\text{O}-$ and $-\text{N}(\text{R}^{2f})\text{C}(=\text{O})\text{CH}_2\text{N}(\text{R}^{2g})-$, and the carbon atom of $-\text{C}(=\text{O})\text{N}(\text{R}^{2d})-$ is attached to L;
- [0114] R^{2c} , R^{2d} , R^{2e} , R^{2f} , and R^{2g} are each independently selected from the group consisting of hydrogen and C_{1-4} alkyl;
- [0115] Z is selected from the group consisting of $-\text{CH}_2$ and $-\text{C}(=\text{O})-$;
- [0116] R^5 is selected from the group consisting of hydrogen, methyl, and fluoro;
- [0117] A^1 is selected from the group consisting of $-\text{C}(\text{R}^{16a})=$ and $-\text{N}=$;
- [0118] A^2 is selected from the group consisting of $-\text{C}(\text{R}^{16b})=$ and $-\text{N}=$;
- [0119] A^3 is selected from the group consisting of $-\text{C}(\text{R}^{16c})=$ and $-\text{N}=$;
- [0120] R^{16a} is selected from the group consisting of hydrogen, halo, and C_{1-4} alkyl;
- [0121] R^{16b} is selected from the group consisting of hydrogen, halo, and C_{1-4} alkyl; and
- [0122] R^{16c} is selected from the group consisting of hydrogen, halo, and C_{1-4} alkyl.
- [0123] In another embodiment, Compounds of the Disclosure are compounds represented by any one of Formula I-VI, and Intermediates of the Disclosure are compounds represented by Formula IX, and the pharmaceutically acceptable salts or solvates thereof, wherein L is C_{1-12} alkylene. In another embodiment, L is selected from the group consisting of $-\text{CH}_2-$, $-\text{CH}_2\text{CH}_2-$, $-\text{CH}_2\text{CH}_2\text{CH}_2-$, $-\text{CH}_2(\text{CH}_2)_2\text{CH}_2-$, $-\text{CH}_2(\text{CH}_2)_3\text{CH}_2-$, $-\text{CH}_2(\text{CH}_2)_4\text{CH}_2-$, $-\text{CH}_2(\text{CH}_2)_5\text{CH}_2-$, and $-\text{CH}_2(\text{CH}_2)_6\text{CH}_2-$.
- [0124] In another embodiment, Compounds of the Disclosure are compounds represented by any one of Formula I-VI, and the pharmaceutically acceptable salts or solvates thereof, and Intermediates of the Disclosure are compounds represented by Formula IX, and the pharmaceutically acceptable salts or solvates thereof, wherein, L is 3- to 12-membered heteroalkylene. In another embodiment, L is $-(\text{CH}_2)_o\text{O}-(\text{CH}_2\text{CH}_2\text{O})_p-(\text{CH}_2)_q-$; o is 1, 2, or 3; p is 0, 1, 2, 3, 4, or 5; and q is 1, 2, or 3.
- [0125] In another embodiment, Compounds of the Disclosure are compounds represented by any one of Formula I-VI, and the pharmaceutically acceptable salts or solvates thereof, and Intermediates of the Disclosure are compounds represented by Formula IX,

and the pharmaceutically acceptable salts or solvates thereof, wherein L is selected from the group consisting of: $-\text{CH}_2\text{OCH}_2\text{CH}_2-$, $-\text{CH}_2\text{CH}_2\text{OCH}_2\text{CH}_2-$, $-\text{CH}_2\text{O}(\text{CH}_2\text{CH}_2\text{O})\text{CH}_2\text{CH}_2-$, $-\text{CH}_2\text{O}(\text{CH}_2\text{CH}_2\text{O})_2\text{CH}_2\text{CH}_2-$, $-\text{CH}_2\text{O}(\text{CH}_2\text{CH}_2\text{O})_3\text{CH}_2\text{CH}_2-$, $-\text{CH}_2\text{CH}_2\text{O}(\text{CH}_2\text{CH}_2\text{O})_6\text{CH}_2\text{CH}_2-$, $-\text{CH}_2\text{CH}_2\text{O}(\text{CH}_2\text{CH}_2\text{O})_6\text{CH}_2\text{CH}_2-$, $-\text{CH}_2\text{CH}_2\text{CH}_2\text{OCH}_2\text{CH}_2\text{OCH}_2\text{CH}_2\text{CH}_2-$, $-\text{CH}_2\text{CH}_2\text{CH}_2\text{O}(\text{CH}_2\text{CH}_2\text{O})_2\text{CH}_2\text{CH}_2\text{CH}_2-$, and $-\text{CH}_2\text{CH}_2\text{CH}_2\text{O}(\text{CH}_2)_4\text{OCH}_2\text{CH}_2\text{CH}_2-$.

[0126] In another embodiment, Compounds of the Disclosure are compounds represented by any one of Formula I-VI, and the pharmaceutically acceptable salts or solvates thereof, and Intermediates of the Disclosure are compounds represented by Formula IX, and the pharmaceutically acceptable salts or solvates thereof, wherein L is $-(\text{CH}_2)_m\text{-W-(CH}_2)_n-$, i.e., A is absent. In another embodiment, W is phenylenyl. In another embodiment, W is 5-membered heteroarylenyl. In another embodiment, W is 6-membered heteroarylenyl. In another embodiment, wherein m is 0. In another embodiment, wherein n is 1, 2, 3, 4, or 5.

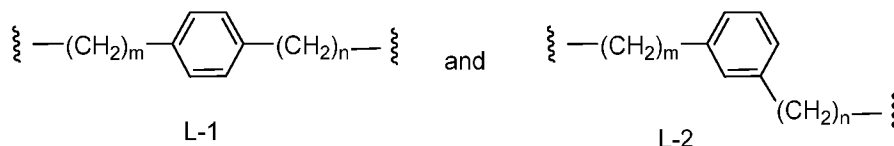
[0127] In another embodiment, Compounds of the Disclosure are compounds represented by any one of Formula I-VI, and the pharmaceutically acceptable salts or solvates thereof, wherein L is $-\text{A-(CH}_2)_m\text{-W-(CH}_2)_n-$, wherein A is selected from the group consisting of 5-membered heteroarylenyl and 6-membered heteroarylenyl. In another embodiment, W is phenylenyl. In another embodiment, W is 5-membered heteroarylenyl. In another embodiment, W is 6-membered heteroarylenyl. In another embodiment, W is heterocyclenyl. In another embodiment, W is cycloalkylenyl. In another embodiment, wherein m is 1, 2, or . In another embodiment, wherein n is 1, 2, 3, or 4.

[0128] In another embodiment, Compounds of the Disclosure are compounds represented by any one of Formula I-VI, and the pharmaceutically acceptable salts or solvates thereof, and Intermediates of the Disclosure are compounds represented by Formula IX, and the pharmaceutically acceptable salts or solvates thereof, wherein L is $-(\text{CH}_2)_m\text{-W-(CH}_2)_u\text{-O-(CH}_2)_v-$. In another embodiment, W is phenylenyl. In another embodiment, W is 5-membered heteroarylenyl. In another embodiment, W is 6-membered heteroarylenyl.

[0129] In another embodiment, Compounds of the Disclosure are compounds represented by any one of Formula I-VI, and the pharmaceutically acceptable salts or solvates thereof, and Intermediates of the Disclosure are compounds represented by Formula IX, and the pharmaceutically acceptable salts or solvates thereof, wherein L is

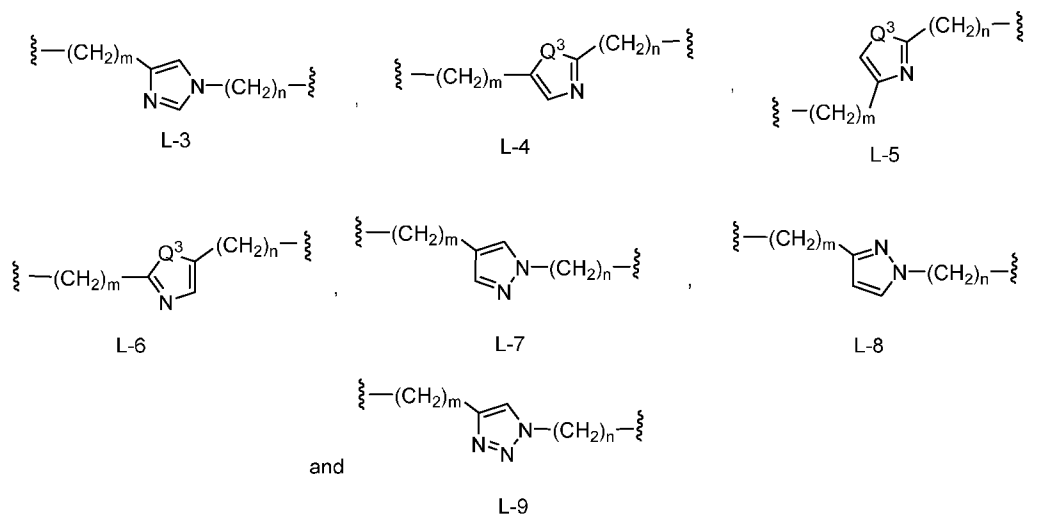
$-(\text{CH}_2)_m\text{-W}-[(\text{CH}_2)_w\text{O}]_x-(\text{CH}_2)_v-$. In another embodiment, W is phenylenyl. In another embodiment, W is 5-membered heteroarylenyl. In another embodiment, W is 6-membered heteroarylenyl.

[0130] In another embodiment, Compounds of the Disclosure are compounds represented by any one of Formula I-VI, and the pharmaceutically acceptable salts or solvates thereof, and Intermediates of the Disclosure are compounds represented by Formula IX, and the pharmaceutically acceptable salts or solvates thereof, wherein L is selected from the group consisting of:



In another embodiment, m is 0. In another embodiment, n is 1, 2, 3, 4, or 5. In another embodiment, L is L-1. In another embodiment, L is L-2.

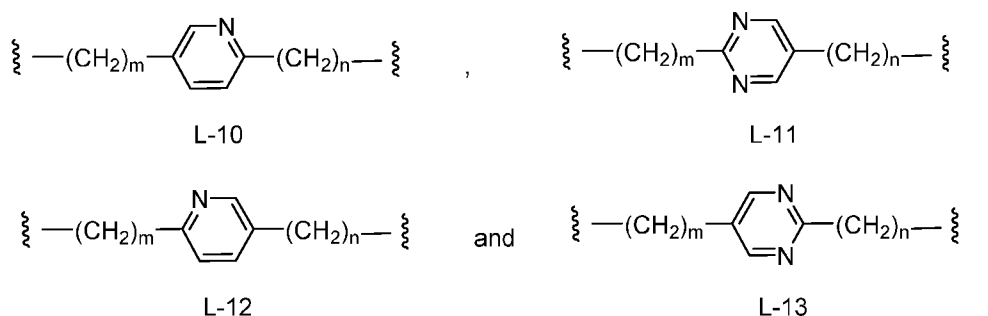
[0131] In another embodiment, Compounds of the Disclosure are compounds represented by any one of Formula I-VI, and the pharmaceutically acceptable salts or solvates thereof, and Intermediates of the Disclosure are compounds represented by Formula IX, and the pharmaceutically acceptable salts or solvates thereof, wherein L is selected from the group consisting of:



Q³ is selected from the group consisting of -O-, -S-, and -N(R⁶)-; and R⁶ is selected from the group consisting of hydrogen and C₁₋₄ alkyl. In another embodiment, m is 0. In another embodiment, n is 1, 2, 3, 4, or 5. In another embodiment, n is 2, 3, or 4. In another embodiment, L is L-3. In another embodiment, L is L-4. In another

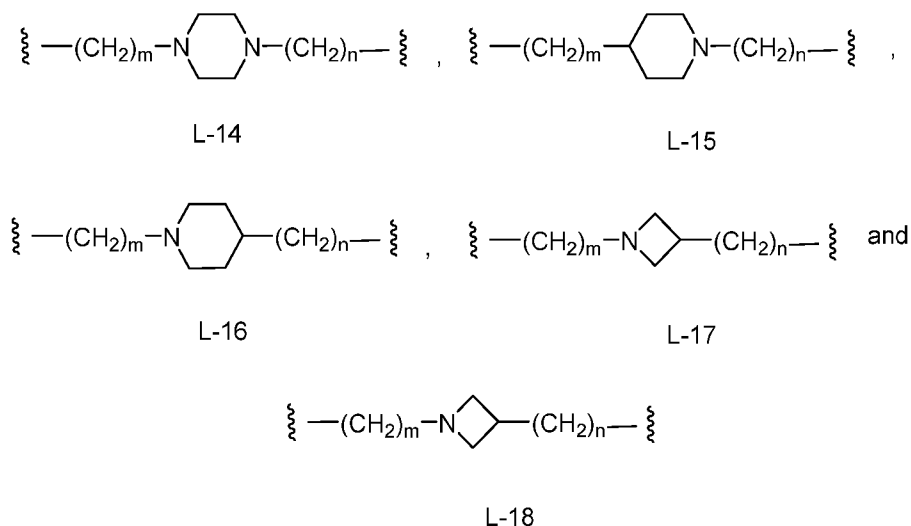
embodiment, L is L-5. In another embodiment, L is L-6. In another embodiment, L is L-7. In another embodiment, L is L-8. In another embodiment, L is L-9.

[0132] In another embodiment, Compounds of the Disclosure are compounds represented by any one of Formula I-VI, and the pharmaceutically acceptable salts or solvates thereof, and Intermediates of the Disclosure are compounds represented by Formula IX, and the pharmaceutically acceptable salts or solvates thereof, wherein L is selected from the group consisting of:



In another embodiment, m is 0. In another embodiment, n is 1, 2, 3, 4, or 5. In another embodiment, n is 2, 3, or 4. In another embodiment, L is L-10. In another embodiment, L is L-11. In another embodiment, L is L-12. In another embodiment, L is L-13.

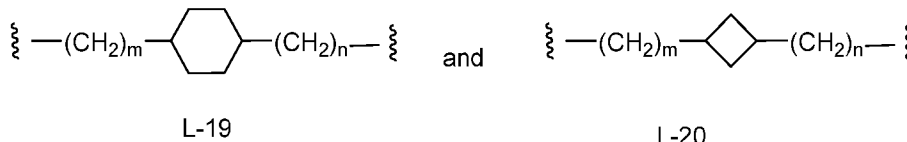
[0133] In another embodiment, Compounds of the Disclosure are compounds represented by any one of Formula I-VI, and the pharmaceutically acceptable salts or solvates thereof, wherein L is selected from the group consisting of:



In another embodiment, m is 1, 2, or 3. In another embodiment, n is 0, 1, 2, 3, or 4. In another embodiment, n is 0, 1, or 2. In another embodiment, L is L-14. In another

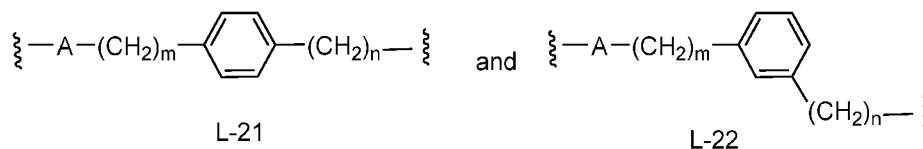
embodiment, L is L-15. In another embodiment, L is L-16. In another embodiment, L is L-17. In another embodiment, L is L-18.

[0134] In another embodiment, Compounds of the Disclosure are compounds represented by any one of Formula I-VI, and the pharmaceutically acceptable salts or solvates thereof, wherein L is selected from the group consisting of:



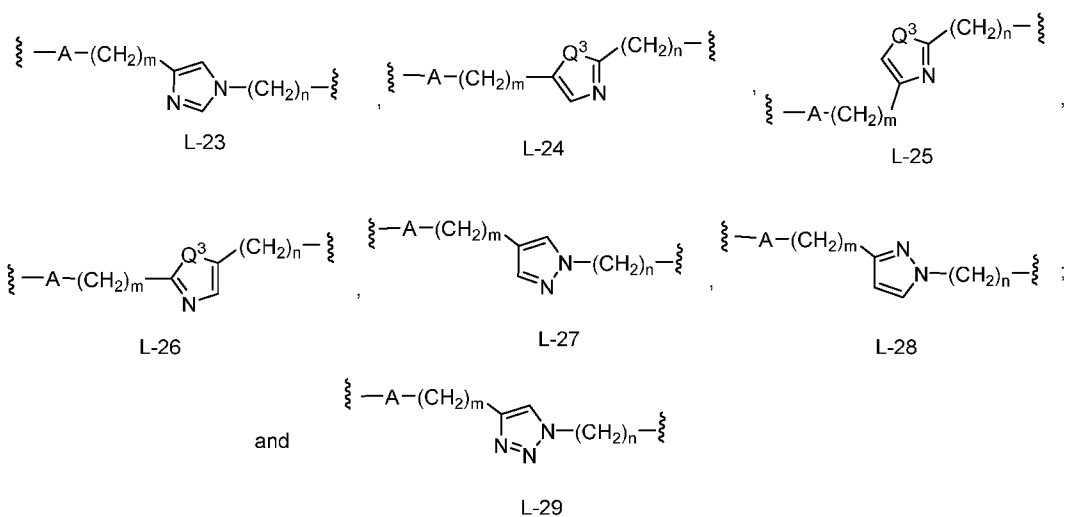
In another embodiment, m is 1, 2, or 3. In another embodiment, n is 0, 1, 2, 3, or 4. In another embodiment, n is 1 or 2. In another embodiment, L is L-19. In another embodiment, L is L-20.

[0135] In another embodiment, Compounds of the Disclosure are compounds represented by any one of Formula I-VI, and the pharmaceutically acceptable salts or solvates thereof, wherein L is selected from the group consisting of:



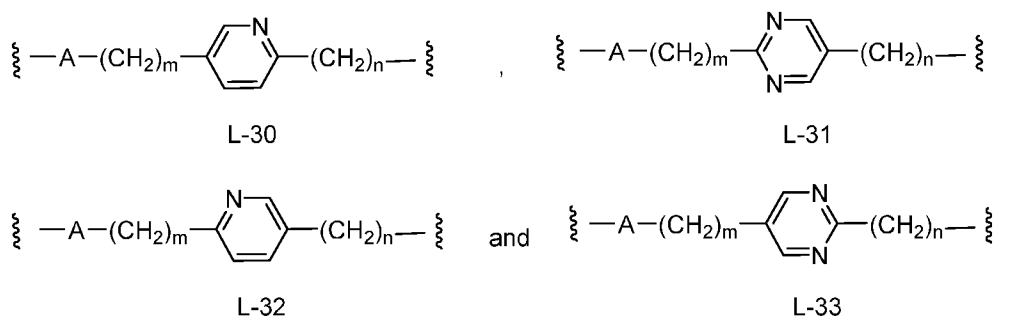
In another embodiment, m is 1, 2, or 3. In another embodiment, n is 1, 2, 3, 4, or 5. In another embodiment, L is L-21. In another embodiment, L is L-22. In another embodiment, A is 5-membered heteroarylenyl. In another embodiment, A is 6-membered heteroarylenyl.

[0136] In another embodiment, Compounds of the Disclosure are compounds represented by any one of Formula I-VI, and the pharmaceutically acceptable salts or solvates thereof, wherein L is selected from the group consisting of:



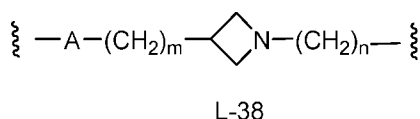
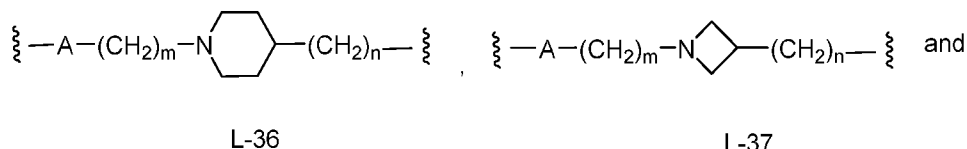
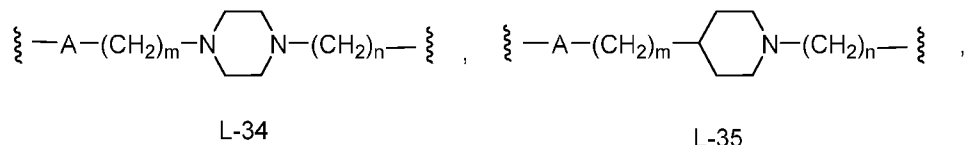
Q^3 is selected from the group consisting of -O-, -S-, and -N(R⁶)-; and R⁶ is selected from the group consisting of hydrogen and C₁₋₄ alkyl. In another embodiment, m is 1, 2, or 3. In another embodiment, n is 1, 2, 3, or 4. In another embodiment, n is 2, 3, or 4. In another embodiment, L is L-23. In another embodiment, L is L-24. In another embodiment, L is L-25. In another embodiment, L is L-26. In another embodiment, L is L-27. In another embodiment, L is L-28. In another embodiment, L is L-29. In another embodiment, A is 5-membered heteroarylenyl. In another embodiment, A is 6-membered heteroarylenyl.

[0137] In another embodiment, Compounds of the Disclosure are compounds represented by any one of Formula I-VI, and the pharmaceutically acceptable salts or solvates thereof, wherein L is selected from the group consisting of:



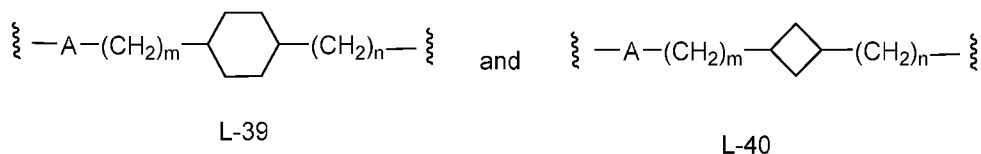
In another embodiment, m is 1, 2, or 3. In another embodiment, n is 1, 2, 3, or 4. In another embodiment, n is 2, 3, or 4. In another embodiment, L is L-30. In another embodiment, L is L-31. In another embodiment, L is L-32. In another embodiment, L is L-33. In another embodiment, A is 5-membered heteroarylenyl. In another embodiment, A is 6-membered heteroarylenyl.

[0138] In another embodiment, Compounds of the Disclosure are compounds represented by any one of Formula I-VI, and the pharmaceutically acceptable salts or solvates thereof, wherein L is selected from the group consisting of:



In another embodiment, m is 1, 2, or 3. In another embodiment, n is 0, 1, 2, 3, or 4. In another embodiment, n is 0, 1, or 2. In another embodiment, L is L-34. In another embodiment, L is L-35. In another embodiment, L is L-36. In another embodiment, L is L-37. In another embodiment, L is L-38. In another embodiment, A is 5-membered heteroarylenyl. In another embodiment, A is 6-membered heteroarylenyl.

[0139] In another embodiment, Compounds of the Disclosure are compounds represented by any one of Formula I-VI, and the pharmaceutically acceptable salts or solvates thereof, wherein L is selected from the group consisting of:

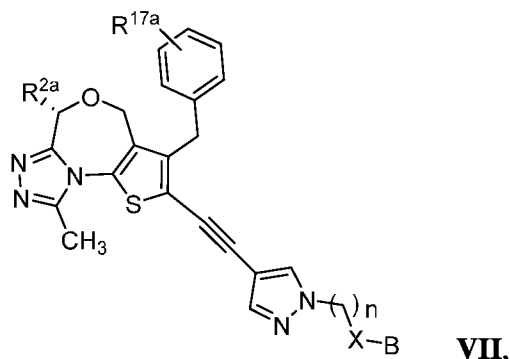


In another embodiment, m is 1, 2, or 3. In another embodiment, n is 0, 1, 2, 3, or 4. In another embodiment, n is 1 or 2. In another embodiment, L is L-39. In another embodiment, L is L-40. In another embodiment, A is 5-membered heteroarylenyl. In another embodiment, A is 6-membered heteroarylenyl.

[0140] In another embodiment, Compounds of the Disclosure are compounds represented by any one of Formula I-VI, and the pharmaceutically acceptable salts or solvates thereof, and Intermediates of the Disclosure are compounds represented by Formula IX, and the pharmaceutically acceptable salts or solvates thereof, wherein L is $-(CH_2)_m-W-(CH_2)_u-O-(CH_2)_v-$; W is selected from the group consisting of

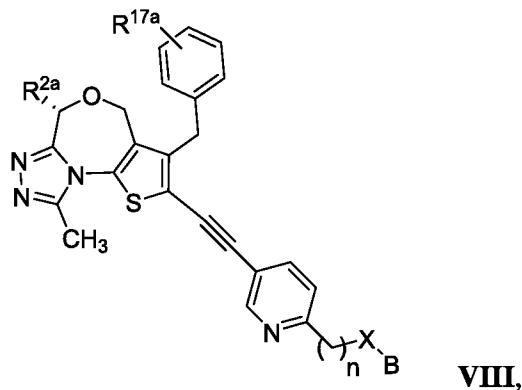
5-membered heteroarylenyl and 6-membered heteroarylenyl; m is 0, 1, 2, 3, 4, 5, 6, or 7; u is 0; and v is 1, 2, 3, or 4. In another embodiment, m is 0.

[0141] In another embodiment, Compounds of the Disclosure are compounds represented by Formula VII:



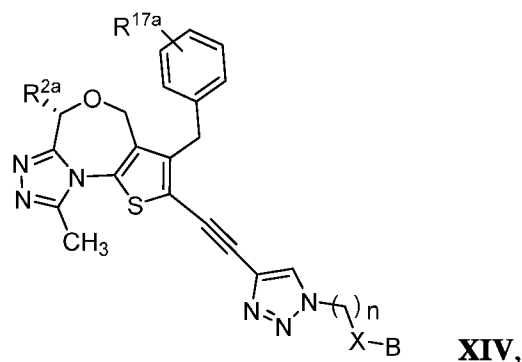
and the pharmaceutically acceptable salts or solvates thereof, wherein n is 2, 3, 4, or 5, and R^{2a}, R^{17a}, X, and B are as defined in connection with Formula VI.

[0142] In another embodiment, Compounds of the Disclosure are compounds represented by Formula VIII:



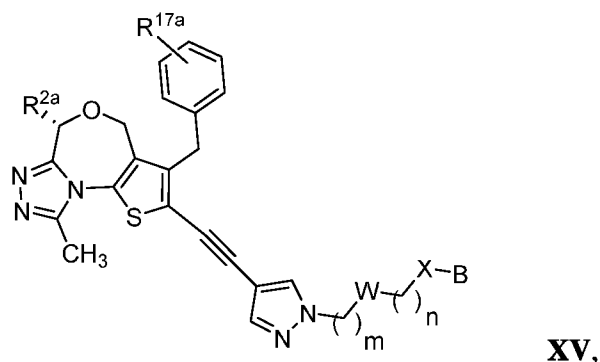
and the pharmaceutically acceptable salts or solvates thereof, wherein n is 2, 3, 4, or 5, and R^{2a}, R^{17a}, X, and B are as defined in connection with Formula VI.

[0143] In another embodiment, Compounds of the Disclosure are compounds represented by Formula XIV:



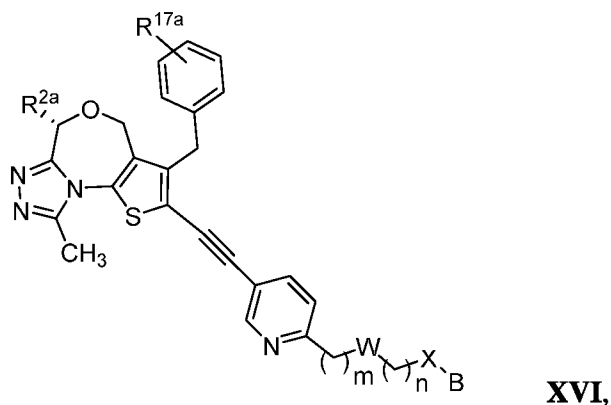
and the pharmaceutically acceptable salts or solvates thereof, wherein n is 2, 3, 4, or 5, and R^{2a} , R^{17a} , X , and B are as defined in connection with Formula VI.

[0144] In another embodiment, Compounds of the Disclosure are compounds represented by Formula XV:



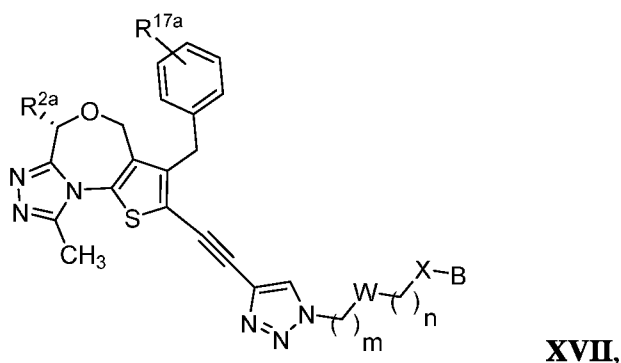
and the pharmaceutically acceptable salts or solvates thereof, wherein m is 2, 3, or 4, n is 0, 1, or 2, W is 5-membered heteroarylenyl, 6-membered heteroarylenyl, heterocyclenyl, or cycloalkylenyl, and R^{2a} , R^{17a} , X , and B are as defined in connection with Formula VI. In another embodiment, W is 5-membered heteroarylenyl. In another embodiment, W is 6-membered heteroarylenyl. In another embodiment, W is heterocyclenyl. In another embodiment, W is cycloalkylenyl.

[0145] In another embodiment, Compounds of the Disclosure are compounds represented by Formula XVI:



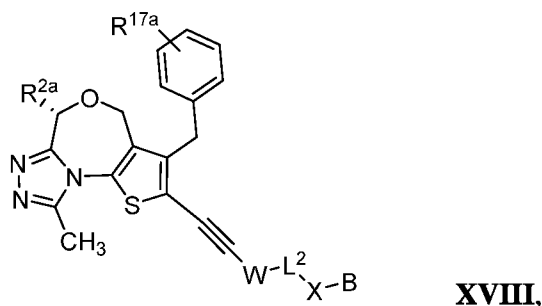
and the pharmaceutically acceptable salts or solvates thereof, wherein m is 2, 3, or 4, n is 0, 1, or 2, W is 5-membered heteroarylenyl, 6-membered heteroarylenyl, heterocyclenyl, or cycloalkylenyl, and R^{2a}, R^{17a}, X, and B are as defined in connection with Formula VI. In another embodiment, W is 5-membered heteroarylenyl. In another embodiment, W is 6-membered heteroarylenyl. In another embodiment, W is heterocyclenyl. In another embodiment, W is cycloalkylenyl.

[0146] In another embodiment, Compounds of the Disclosure are compounds represented by Formula **XVII**:



and the pharmaceutically acceptable salts or solvates thereof, wherein m is 2, 3, or 4, n is 0, 1, or 2, W is 5-membered heteroarylenyl, 6-membered heteroarylenyl, heterocyclenyl, or cycloalkylenyl, and R^{2a}, R^{17a}, X, and B are as defined in connection with Formula VI. In another embodiment, W is 5-membered heteroarylenyl. In another embodiment, W is 6-membered heteroarylenyl. In another embodiment, W is heterocyclenyl. In another embodiment, W is cycloalkylenyl.

[0147] In another embodiment, Compounds of the Disclosure are compounds represented by Formula **XVIII**:

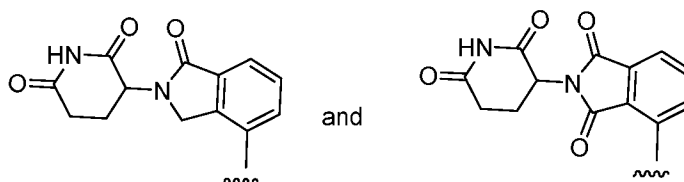


and the pharmaceutically acceptable salts or solvates thereof, wherein L^2 is heteroalkylenyl, W is selected from the group consisting of 5-membered heteroarylenyl and 6-membered heteroarylenyl, and R^{2a} , R^{17a} , X, and B are as defined in connection with Formula VI.

[0148] In another embodiment, Compounds of the Disclosure are compounds represented by any one of Formulae VII, VIII or XIV-XVIII, and the pharmaceutically acceptable salts or solvates thereof, wherein R^{2a} is hydrogen. In another embodiment, R^{2a} is methyl.

[0149] In another embodiment, Compounds of the Disclosure are compounds represented by any one of Formulae VII, VIII or XIV-XVIII, and the pharmaceutically acceptable salts or solvates thereof, wherein X is selected from the group consisting of $-C\equiv C-$, $-CH_2-$, $-O-$, and $-N(H)-$. In another embodiment, X is $-C\equiv C-$. In another embodiment, X is $-CH_2-$. In another embodiment, X is $-O-$. In another embodiment, X is $-N(H)-$.

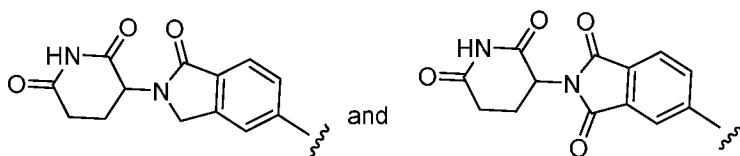
[0150] In another embodiment, Compounds of the Disclosure are compounds represented by any one of Formula I-VIII or XIV-XVIII, and the pharmaceutically acceptable salts or solvates thereof, and Intermediates of the Disclosure are compounds represented by Formula IX, and the pharmaceutically acceptable salts or solvates thereof, wherein B is B-1. In another embodiment, A^1 is $-C(R^{16a})=$ and R^{16a} is selected from the group consisting of hydrogen and halo. In another embodiment, A^2 is $-C(R^{16b})=$ and R^{16b} is selected from the group consisting of hydrogen and halo. In another embodiment, A^3 is $-C(R^{16c})=$ and R^{16c} is selected from the group consisting of hydrogen and halo. In another embodiment, A^1 is $-N=$, A^2 is $-C(R^{16b})=$, and A^3 is $-C(R^{16c})=$. In another embodiment, A^1 is $-C(R^{16a})=$, A^2 is $-N=$, and A^3 is $-C(R^{16c})=$. In another embodiment, A^1 is $-C(R^{16a})=$, A^2 is $-C(R^{16b})=$ and A^3 is $-N=$. In another embodiment, Z is $-CH_2-$. In another embodiment, Z is $-C(=O)-$. In another embodiment, R^5 is hydrogen. In another embodiment, B-1 is selected from the group consisting of:



[0151] In another embodiment, Compounds of the Disclosure are compounds represented by any one of Formula I-VIII or XIV-XVIII, and the pharmaceutically acceptable salts or solvates thereof, and Intermediates of the Disclosure are compounds represented by Formula IX, and the pharmaceutically acceptable salts or solvates thereof, wherein B is B-2.

[0152] In another embodiment, Compounds of the Disclosure are compounds represented by any one of Formula I-VIII or XIV-XVIII, and the pharmaceutically acceptable salts or solvates thereof, and Intermediates of the Disclosure are compounds represented by Formula IX, and the pharmaceutically acceptable salts or solvates thereof, wherein B is B-3.

[0153] In another embodiment, Compounds of the Disclosure are compounds represented by any one of Formula I-VIII or XIV-XVIII, and the pharmaceutically acceptable salts or solvates thereof, and Intermediates of the Disclosure are compounds represented by Formula IX, and the pharmaceutically acceptable salts or solvates thereof, wherein B is B-4. In another embodiment, A^1 is $-C(R^{16a})=$ and R^{16a} is selected from the group consisting of hydrogen and halo. In another embodiment, A^2 is $-C(R^{16b})=$ and R^{16b} is selected from the group consisting of hydrogen and halo. In another embodiment, A^3 is $-C(R^{16c})=$ and R^{16c} is selected from the group consisting of hydrogen and halo. In another embodiment, A^1 is $-N=$, A^2 is $-C(R^{16b})=$, and A^3 is $-C(R^{16c})=$. In another embodiment, A^1 is $-C(R^{16a})=$, A^2 is $-N=$, and A^3 is $-C(R^{16c})=$. In another embodiment, A^1 is $-C(R^{16a})=$, A^2 is $-C(R^{16b})=$ and A^3 is $-N=$. In another embodiment, Z is $-CH_2-$. In another embodiment, Z is $-C(=O)-$. In another embodiment, R^5 is hydrogen. In another embodiment, B-4 is selected from the group consisting of:



[0154] In another embodiment, Compounds of the Disclosure are compounds represented by any one of Formula I-VIII or XIV-XVIII, and the pharmaceutically acceptable salts or solvates thereof, and Intermediates of the Disclosure are compounds represented by

Formula IX, and the pharmaceutically acceptable salts or solvates thereof, wherein B is B-5. In another embodiment, A¹ is -C(R^{16a})= and R^{16a} is selected from the group consisting of hydrogen and halo. In another embodiment, A² is -C(R^{16b})= and R^{16b} is selected from the group consisting of hydrogen and halo. In another embodiment, A³ is -C(R^{16c})= and R^{16c} is selected from the group consisting of hydrogen and halo. In another embodiment, A¹ is -N=, A² is -C(R^{16b})=, and A³ is -C(R^{16c})=. In another embodiment, A¹ is -C(R^{16a})=, A² is -N=, and A³ is -C(R^{16c})=. In another embodiment, A¹ is -C(R^{16a})=, A² is -C(R^{16b})= and A³ is -N=. In another embodiment, Z is -CH₂-. In another embodiment, Z is -C(=O)-. In another embodiment, R⁵ is hydrogen.

[0155] In another embodiment, Compounds of the Disclosure are compounds represented by any one of Formula I-VIII or XIV-XVIII, and the pharmaceutically acceptable salts or solvates thereof, and Intermediates of the Disclosure are compounds represented by Formula IX, and the pharmaceutically acceptable salts or solvates thereof, wherein B is B-6. In another embodiment, A¹ is -C(R^{16a})= and R^{16a} is selected from the group consisting of hydrogen and halo. In another embodiment, A² is -C(R^{16b})= and R^{16b} is selected from the group consisting of hydrogen and halo. In another embodiment, A³ is -C(R^{16c})= and R^{16c} is selected from the group consisting of hydrogen and halo. In another embodiment, A¹ is -N=, A² is -C(R^{16b})=, and A³ is -C(R^{16c})=. In another embodiment, A¹ is -C(R^{16a})=, A² is -N=, and A³ is -C(R^{16c})=. In another embodiment, A¹ is -C(R^{16a})=, A² is -C(R^{16b})= and A³ is -N=. In another embodiment, Z is -CH₂-. In another embodiment, Z is -C(=O)-. In another embodiment, R⁵ is hydrogen.

[0156] In another embodiment, Compounds of the Disclosure are compounds represented by any one of Formula I-VIII or XIV-XVIII, and the pharmaceutically acceptable salts or solvates thereof, and Intermediates of the Disclosure are compounds represented by Formula IX, and the pharmaceutically acceptable salts or solvates thereof, wherein B is B-7. In another embodiment, A¹ is -C(R^{16a})= and R^{16a} is selected from the group consisting of hydrogen and halo. In another embodiment, A² is -C(R^{16b})= and R^{16b} is selected from the group consisting of hydrogen and halo. In another embodiment, A³ is -C(R^{16c})= and R^{16c} is selected from the group consisting of hydrogen and halo. In another embodiment, A¹ is -N=, A² is -C(R^{16b})=, and A³ is -C(R^{16c})=. In another embodiment, A¹ is -C(R^{16a})=, A² is -N=, and A³ is -C(R^{16c})=. In another embodiment, A¹ is -C(R^{16a})=, A² is -C(R^{16b})= and A³ is -N=. In another embodiment, Z is -CH₂-. In another embodiment, Z is -C(=O)-. In another embodiment, R⁵ is hydrogen.

[0157] In another embodiment, Compounds of the Disclosure are compounds represented by any one of Formula I-VIII or XIV-XVIII, and the pharmaceutically acceptable salts or solvates thereof, and Intermediates of the Disclosure are compounds represented by Formula IX, and the pharmaceutically acceptable salts or solvates thereof, wherein B is B-8. In another embodiment, A^1 is $-C(R^{16a})=$ and R^{16a} is selected from the group consisting of hydrogen and halo. In another embodiment, A^2 is $-C(R^{16b})=$ and R^{16b} is selected from the group consisting of hydrogen and halo. In another embodiment, A^3 is $-C(R^{16c})=$ and R^{16c} is selected from the group consisting of hydrogen and halo. In another embodiment, A^1 is $-N=$, A^2 is $-C(R^{16b})=$, and A^3 is $-C(R^{16c})=$. In another embodiment, A^1 is $-C(R^{16a})=$, A^2 is $-N=$, and A^3 is $-C(R^{16c})=$. In another embodiment, A^1 is $-C(R^{16a})=$, A^2 is $-C(R^{16b})=$ and A^3 is $-N=$. In another embodiment, Z is $-CH_2-$. In another embodiment, Z is $-C(=O)-$. In another embodiment, R^5 is hydrogen.

[0158] In another embodiment, Compounds of the Disclosure are compounds represented by any one of Formula I-VIII or XIV-XVIII, and the pharmaceutically acceptable salts or solvates thereof, and Intermediates of the Disclosure are compounds represented by Formula IX, and the pharmaceutically acceptable salts or solvates thereof, wherein B is B-9.

[0159] In another embodiment, Compounds of the Disclosure are compounds represented by any one of Formula I-VIII or XIV-XVIII, and the pharmaceutically acceptable salts or solvates thereof, and Intermediates of the Disclosure are compounds represented by Formula IX, and the pharmaceutically acceptable salts or solvates thereof, wherein B is B-10.

[0160] In another embodiment, Compounds of the Disclosure are compounds represented by any one of Formula I-VIII or XIV-XVIII, and the pharmaceutically acceptable salts or solvates thereof, and Intermediates of the Disclosure are compounds represented by Formula IX, and the pharmaceutically acceptable salts or solvates thereof, wherein B is B-11.

[0161] In another embodiment, Compounds of the Disclosure are compounds represented by any one of Formula I-VIII or XIV-XVIII, and the pharmaceutically acceptable salts or solvates thereof, and Intermediates of the Disclosure are compounds represented by Formula IX, and the pharmaceutically acceptable salts or solvates thereof, wherein B is B-12.

[0162] In another embodiment, Compounds of the Disclosure are compounds represented by any one of Formula I-VIII or XIV-XVIII, and the pharmaceutically acceptable salts

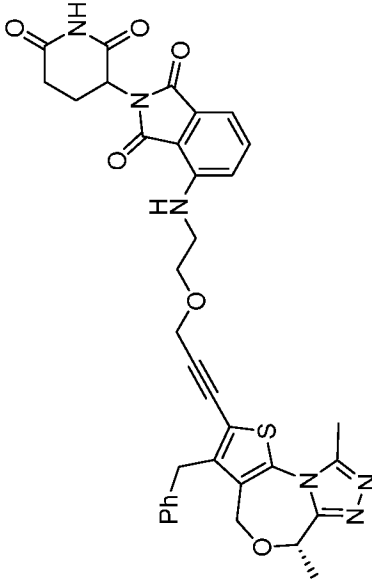
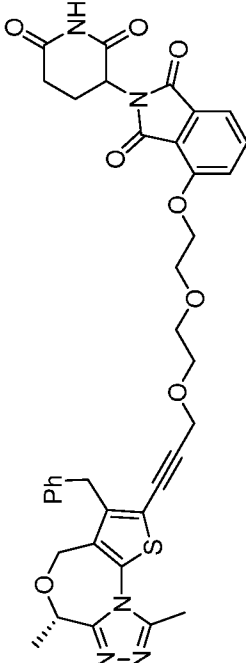
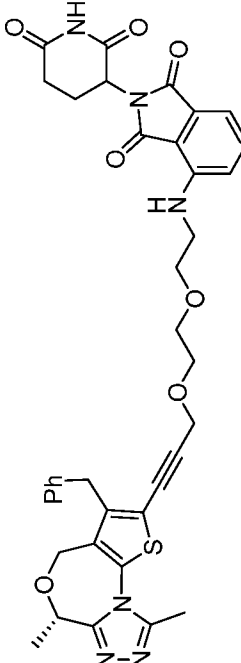
or solvates thereof, and Intermediates of the Disclosure are compounds represented by Formula **IX**, and the pharmaceutically acceptable salts or solvates thereof, wherein B is B-13.

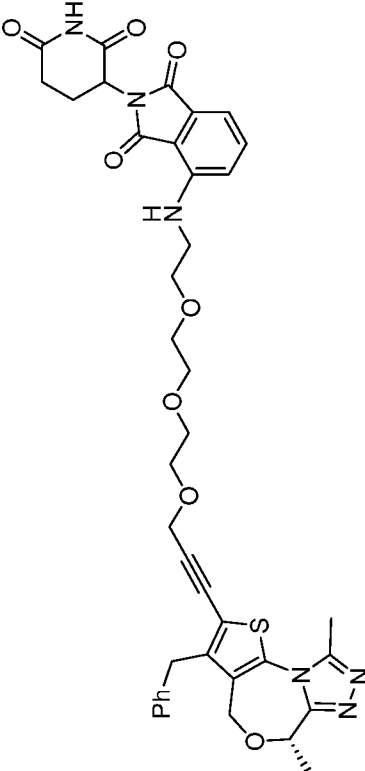
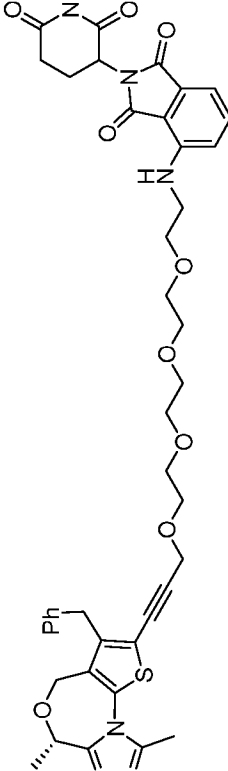
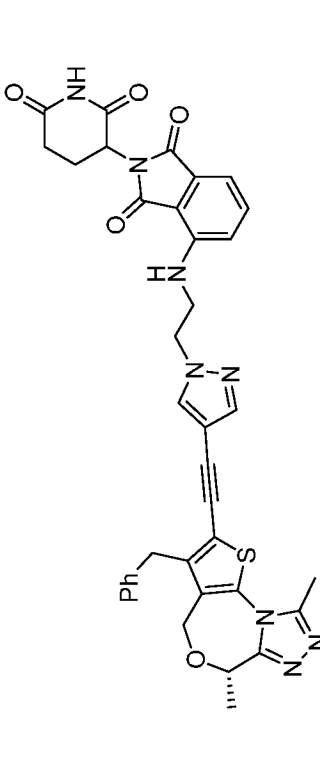
[0163] In another embodiment, Compounds of the Disclosure are compounds of Table 1, and the pharmaceutically acceptable salts and solvates thereof.

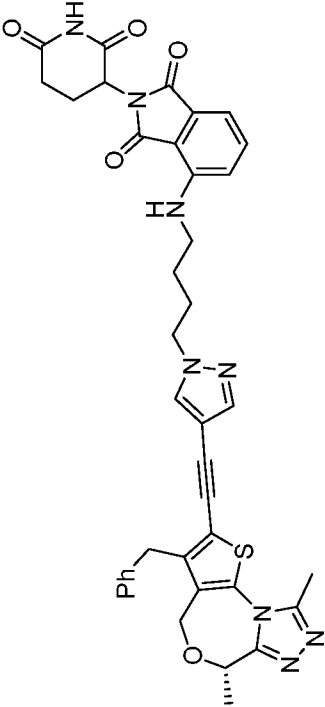
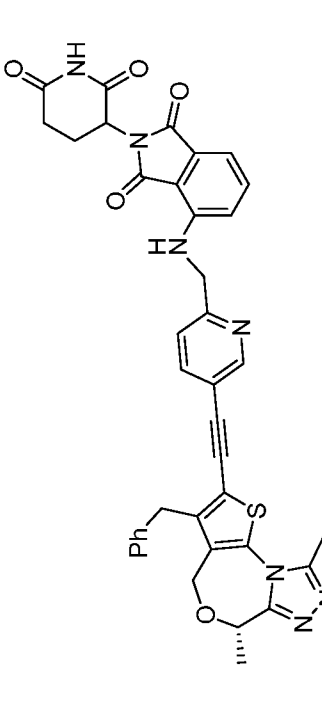
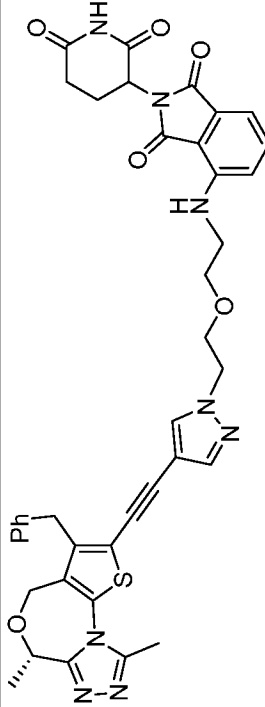
[0164] In another embodiment, Compounds of the Disclosure are compounds of Table 1A, and the pharmaceutically acceptable salts and solvates thereof.

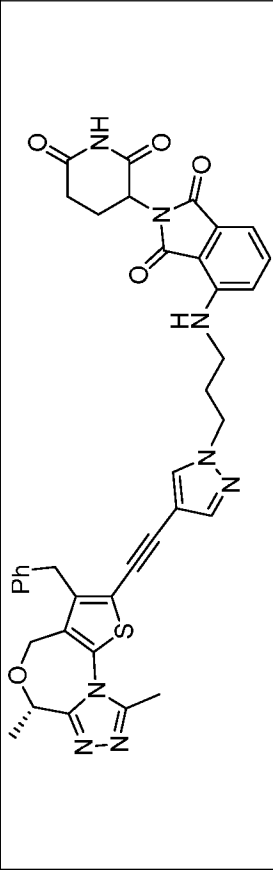
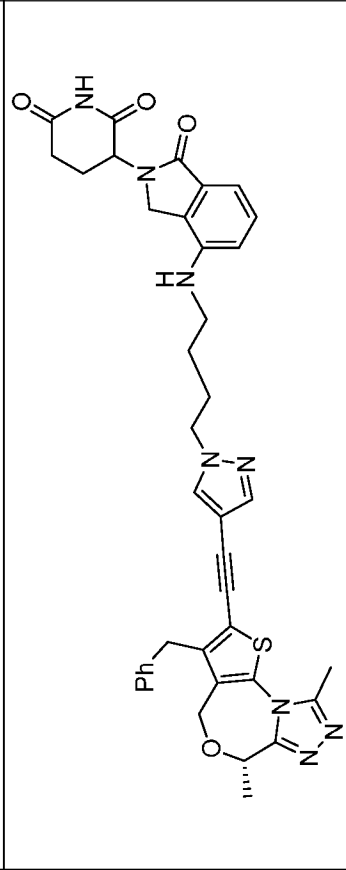
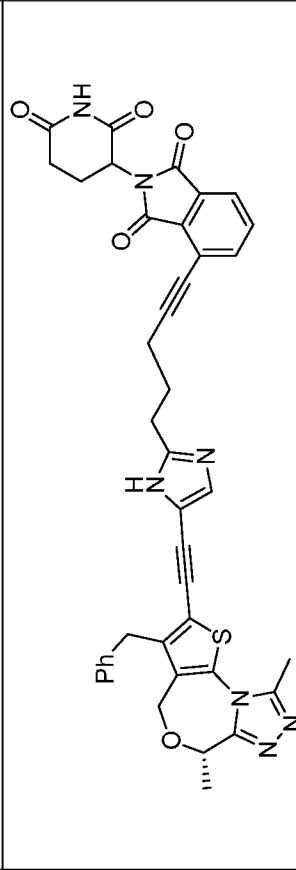
[0165] In another embodiment, Compounds of the Disclosure are compounds of Tables 1 and 1A, and the pharmaceutically acceptable salts and solvates thereof

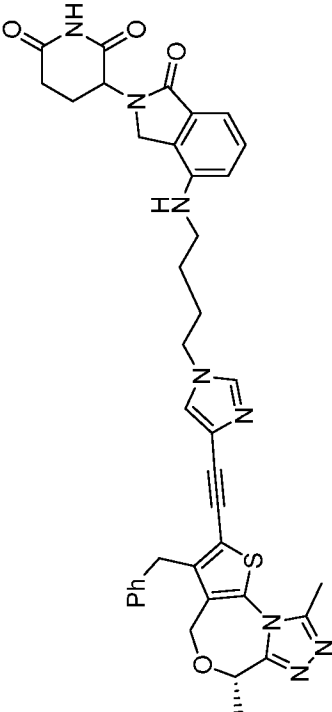
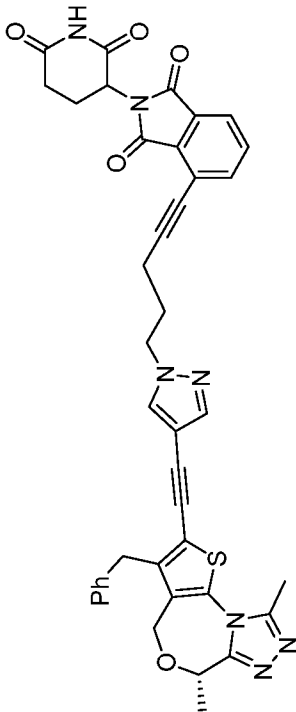
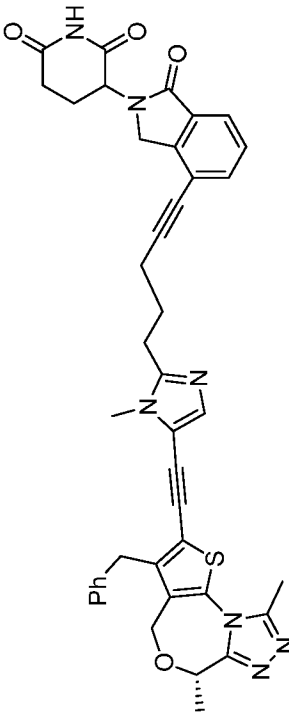
Table 1

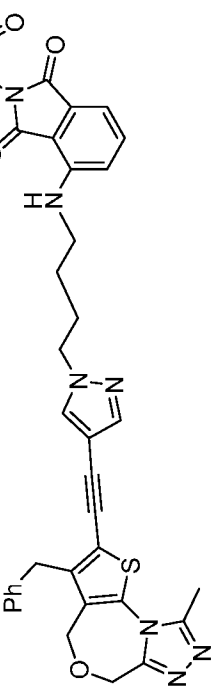
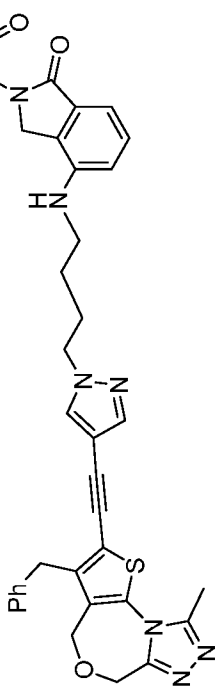
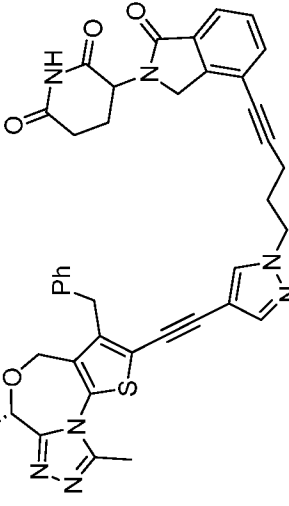
Cpd. No.	Structure	Name
1		4-((2-((3-((S)-3-benzyl-6,9-dimethyl-4H,6H-thieno[2,3-e][1,2,4]triazolo[3,4-c][1,4]oxazepin-2-yl)prop-2-yn-1-yl)oxy)ethyl)amino)-2-(2,6-dioxopiperidin-3-yl)isoindoline-1,3-dione
2		4-((2-((3-((S)-3-benzyl-6,9-dimethyl-4H,6H-thieno[2,3-e][1,2,4]triazolo[3,4-c][1,4]oxazepin-2-yl)prop-2-yn-1-yl)oxy)ethoxy)ethoxy)-2-(2,6-dioxopiperidin-3-yl)isoindoline-1,3-dione
3		4-((2-((3-((S)-3-benzyl-6,9-dimethyl-4H,6H-thieno[2,3-e][1,2,4]triazolo[3,4-c][1,4]oxazepin-2-yl)prop-2-yn-1-yl)oxy)ethoxy)ethyl)amino)-2-(2,6-dioxopiperidin-3-yl)isoindoline-1,3-dione

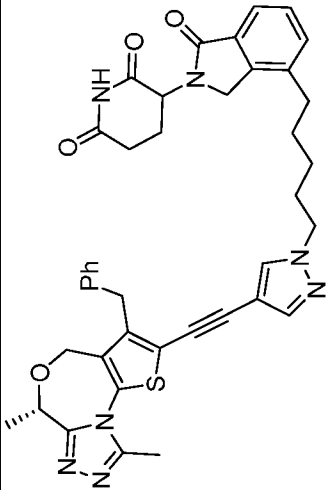
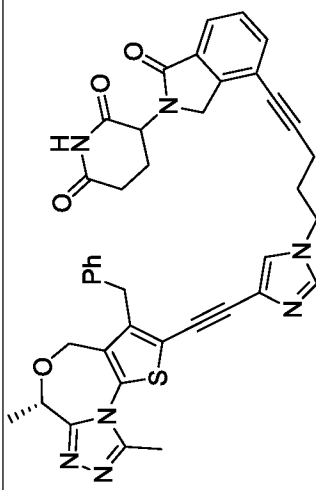
<p>4</p>		<p>4-((2-(2-((3-((S)-3-benzyl-6,9-dimethyl-4H,6H-thieno[2,3-e][1,2,4]triazolo[3,4-c][1,4]oxazepin-2-yl)prop-2-yn-1-yl)oxy)ethoxy)ethyl)amino)-2-(2,6-dioxopiperidin-3-yl)isoindoline-1,3-dione</p>
<p>5</p>		<p>4-((15-((S)-3-benzyl-6,9-dimethyl-4H,6H-thieno[2,3-e][1,2,4]triazolo[3,4-c][1,4]oxazepin-2-yl)-3,6,9,12-tetraoxapentadec-14-yn-1-yl)amino)-2-(2,6-dioxopiperidin-3-yl)isoindoline-1,3-dione</p>
<p>6</p>		<p>4-((2-(4-(((S)-3-benzyl-6,9-dimethyl-4H,6H-thieno[2,3-e][1,2,4]triazolo[3,4-c][1,4]oxazepin-2-yl)ethynyl)-1H-pyrazol-1-yl)ethyl)amino)-2-(2,6-dioxopiperidin-3-yl)isoindoline-1,3-dione</p>

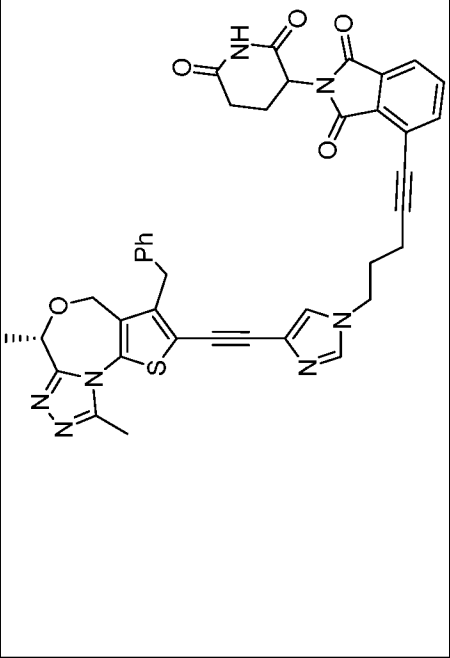
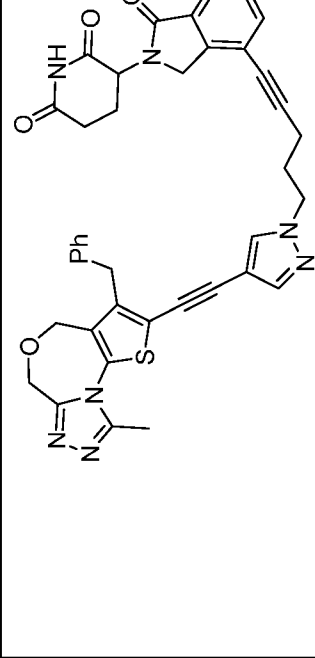
7		<p>4-((4-(4-((S)-3-benzyl-6,9-dimethyl-4H,6H-thieno[2,3-e][1,2,4]triazolo[3,4-c][1,4]oxazepin-2-yl)ethynyl)-1H-pyrazol-1-yl)butyl)amino)-2-(2,6-dioxopiperidin-3-yl)isoindoline-1,3-dione</p>
8		<p>4-((5-((S)-3-benzyl-6,9-dimethyl-4H,6H-thieno[2,3-e][1,2,4]triazolo[3,4-c][1,4]oxazepin-2-yl)ethynyl)pyridin-2-yl)methyl)amino)-2-(2,6-dioxopiperidin-3-yl)isoindoline-1,3-dione</p>
9		<p>4-((2-(2-(4-((S)-3-benzyl-6,9-dimethyl-4H,6H-thieno[2,3-e][1,2,4]triazolo[3,4-c][1,4]oxazepin-2-yl)ethynyl)-1H-pyrazol-1-yl)ethoxy)ethyl)amino)-2-(2,6-dioxopiperidin-3-yl)isoindoline-1,3-dione</p>

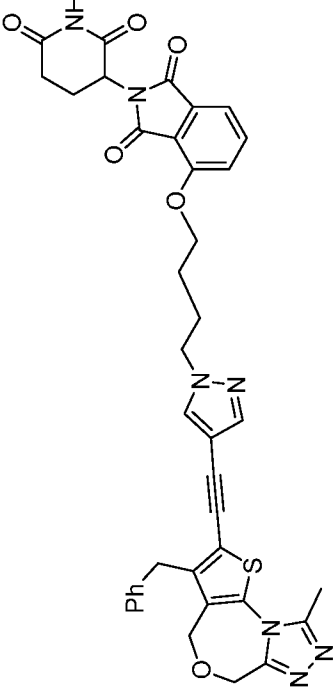
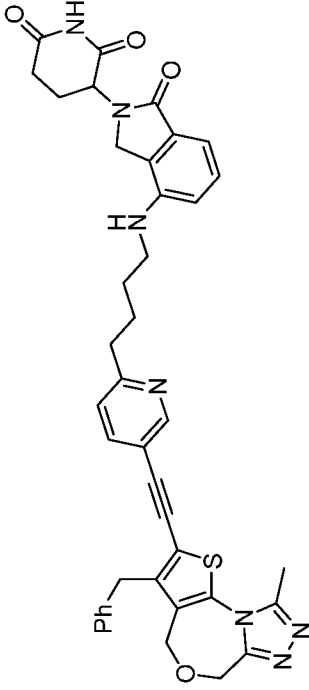
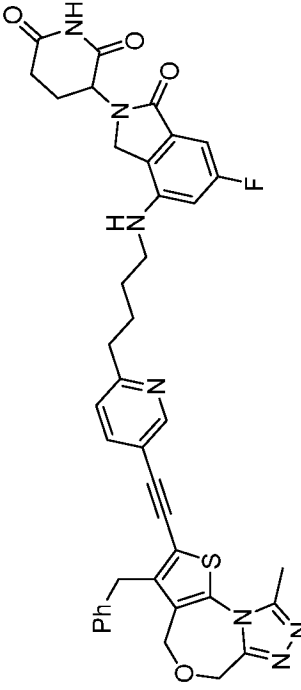
10		4-((3-(4-(((S)-3-benzyl-6,9-dimethyl-4H,6H-thieno[2,3-e][1,2,4]triazolo[3,4-c][1,4]oxazepin-2-yl)ethynyl)-1H-pyrazol-1-yl)propyl)amino)-2-(2,6-dioxopiperidin-3-yl)isoindoline-1,3-dione
11		3-(4-((4-(4-(((S)-3-benzyl-6,9-dimethyl-4H,6H-thieno[2,3-e][1,2,4]triazolo[3,4-c][1,4]oxazepin-2-yl)ethynyl)-1H-pyrazol-1-yl)butyl)amino)-1-oxoisoindolin-2-yl)piperidine-2,6-dione
12		4-(5-(5-(((S)-3-benzyl-6,9-dimethyl-4H,6H-thieno[2,3-e][1,2,4]triazolo[3,4-c][1,4]oxazepin-2-yl)ethynyl)-1H-imidazol-2-yl)pent-1-yn-1-yl)-2-(2,6-dioxopiperidin-3-yl)isoindoline-1,3-dione

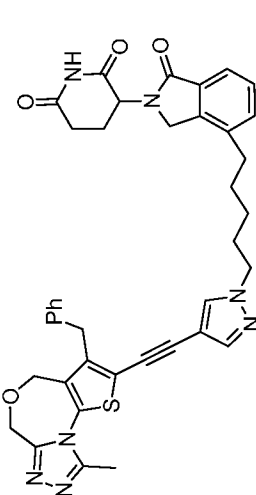
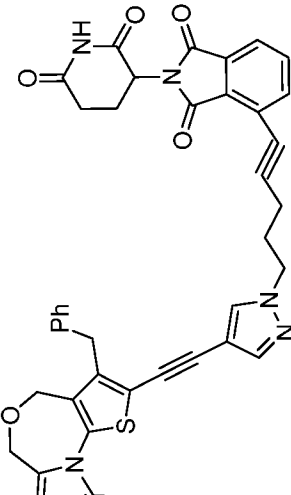
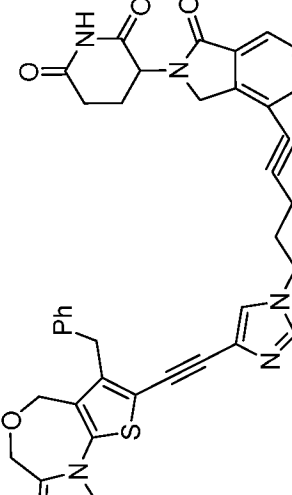
13		3-(4-(4-(4-((S)-3-benzyl-6,9-dimethyl-4H,6H-thieno[2,3-e][1,2,4]triazolo[3,4-c][1,4]oxazepin-2-yl)ethynyl)-1H-imidazol-1-yl)butyl)amino)-1-oxoisindolin-2-yl)piperidine-2,6-dione
14		4-(5-(4-((S)-3-benzyl-6,9-dimethyl-4H,6H-thieno[2,3-e][1,2,4]triazolo[3,4-c][1,4]oxazepin-2-yl)ethynyl)-1H-pyrazol-1-yl)pent-1-yn-1-yl)-2-(2,6-dioxopiperidin-3-yl)isoindolin-1,3-dione
15		3-(4-(5-(5-((S)-3-benzyl-6,9-dimethyl-4H,6H-thieno[2,3-e][1,2,4]triazolo[3,4-c][1,4]oxazepin-2-yl)ethynyl)-1-methyl-1H-imidazol-2-yl)pent-1-yn-1-yl)-1-oxoisindolin-2-yl)piperidine-2,6-dione

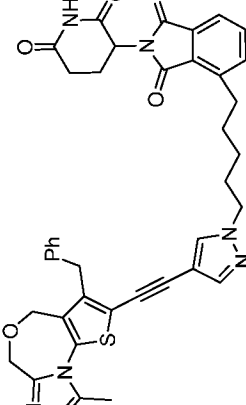
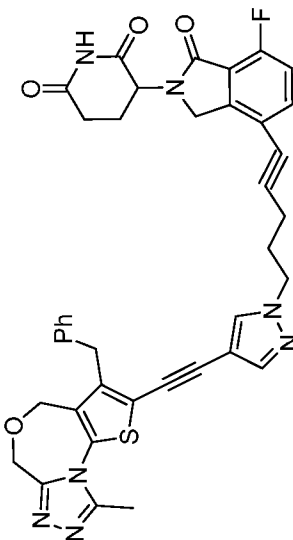
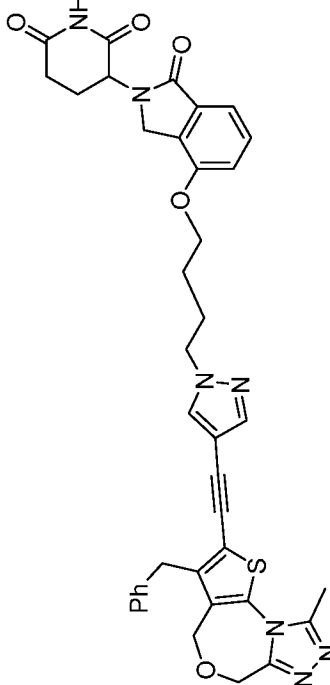
16		<p>4-((4-(4-((3-benzyl-9-methyl-4H,6H-thieno[2,3-e][1,2,4]triazolo[3,4-c][1,4]oxazepin-2-yl)ethynyl)-1H-pyrazol-1-yl)butyl)amino)-2-(2,6-dioxoisoindolin-3-yl)isoindolin-1,3-dione</p>
17		<p>3-(4-((4-(4-((3-benzyl-9-methyl-4H,6H-thieno[2,3-e][1,2,4]triazolo[3,4-c][1,4]oxazepin-2-yl)ethynyl)-1H-pyrazol-1-yl)butyl)amino)-1-oxoisoindolin-2-yl)piperidine-2,6-dione</p>
18		<p>3-(4-(5-(4-(((S)-3-benzyl-6,9-dimethyl-4H,6H-thieno[2,3-e][1,2,4]triazolo[3,4-c][1,4]oxazepin-2-yl)ethynyl)-1H-pyrazol-1-yl)pent-1-yn-1-yl)-1-oxoisoindolin-2-yl)piperidine-2,6-dione</p>

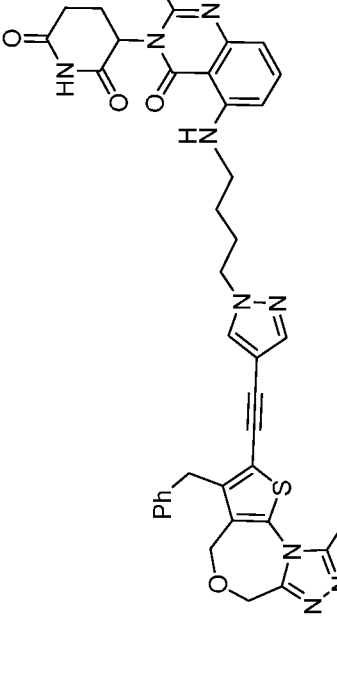
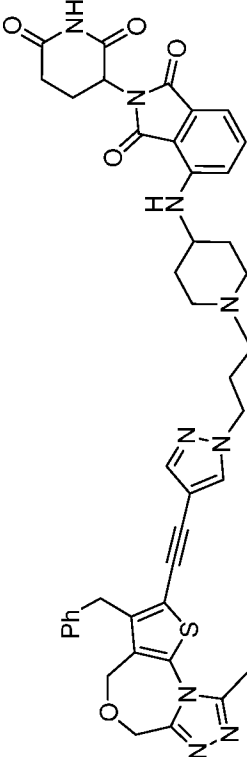
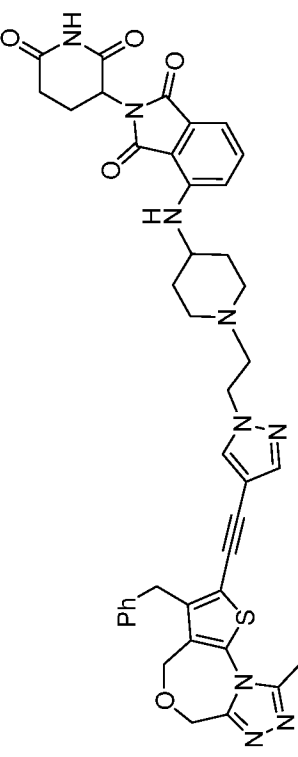
<p>19</p>		<p>3-(4-(5-(4-(((S)-3-benzyl-6,9-dimethyl-4H,6H-thieno[2,3-e][1,2,4]triazolo[3,4-c][1,4]oxazepin-2-yl)ethynyl)-1H-pyrazol-1-yl)pentyl)-1-oxoisindolin-2-yl)piperidine-2,6-dione</p>
<p>20</p>		<p>3-(4-(5-(4-(((S)-3-benzyl-6,9-dimethyl-4H,6H-thieno[2,3-e][1,2,4]triazolo[3,4-c][1,4]oxazepin-2-yl)ethynyl)-1H-imidazol-1-yl)pent-1-yn-1-yl)-1-oxoisindolin-2-yl)piperidine-2,6-dione</p>

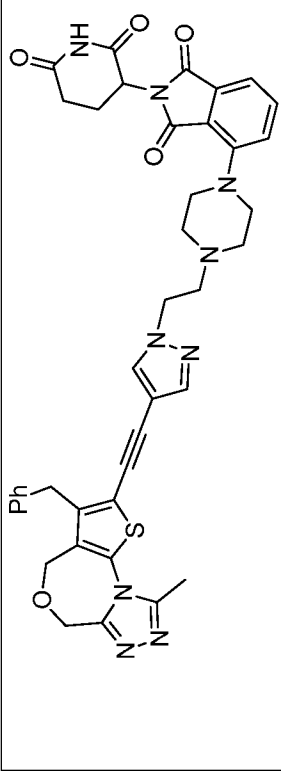
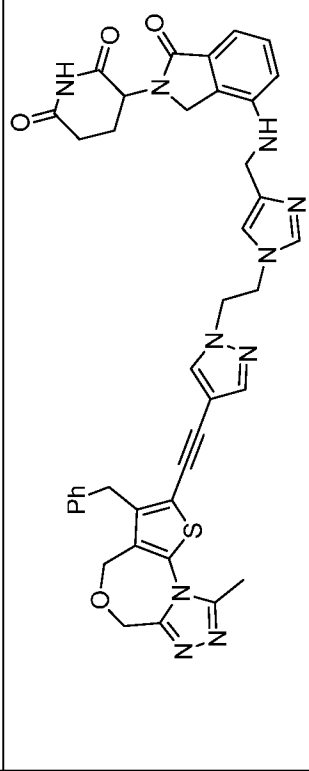
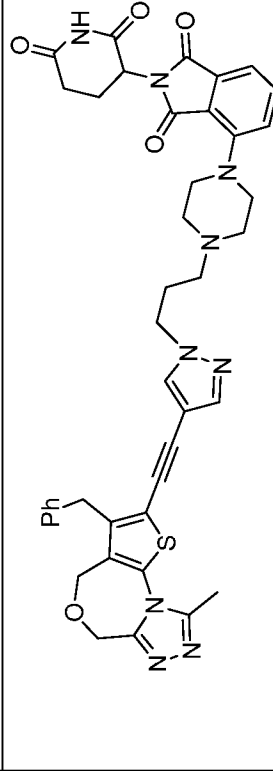
<p>21</p>		<p>4-(5-(4-(((S)-3-benzyl-6,9-dimethyl-4H,6H-thieno[2,3-e][1,2,4]triazolo[3,4-c][1,4]oxazepin-2-yl)ethynyl)-1H-imidazol-1-yl)pent-1-yn-1-yl)-2-(2,6-dioxopiperidin-3-yl)isoindoline-1,3-dione</p>
<p>22</p>		<p>3-(4-(5-(4-((3-benzyl-9-methyl-4H,6H-thieno[2,3-e][1,2,4]triazolo[3,4-c][1,4]oxazepin-2-yl)ethynyl)-1H-pyrazol-1-yl)pent-1-yn-1-yl)-1-oxoisoindolin-2-yl)piperidine-2,6-dione</p>

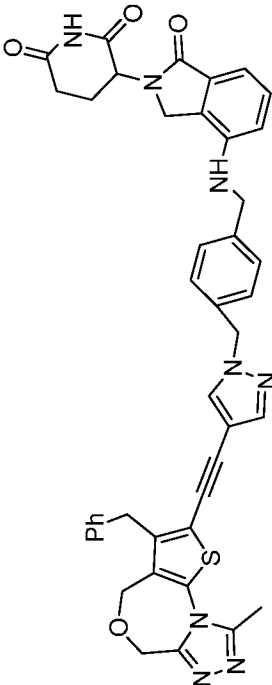
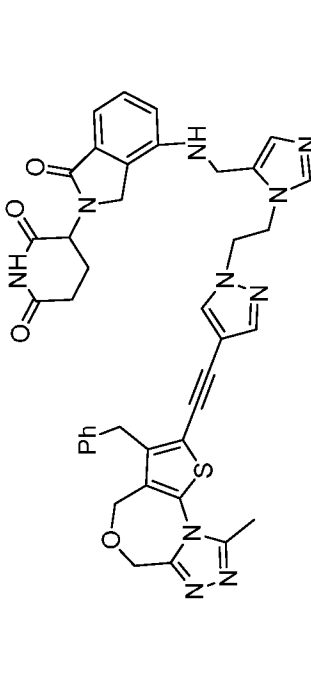
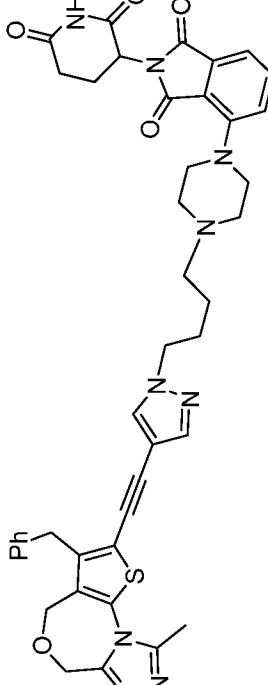
45		4-(4-(4-((3-benzyl-9-methyl-4H,6H-thieno[2,3-e][1,2,4]triazolo[3,4-c][1,4]oxazepin-2-yl)ethynyl)-1H-pyrazol-1-yl)butoxy)-2-(2,6-dioxopiperidin-3-yl)isoindoline-1,3-dione
46		3-(4-((4-(5-((3-benzyl-9-methyl-4H,6H-thieno[2,3-e][1,2,4]triazolo[3,4-c][1,4]oxazepin-2-yl)ethynyl)pyridin-2-yl)butyl)amino)-1-oxoisoindolin-2-yl)piperidine-2,6-dione
47		3-(4-((4-(5-((3-benzyl-9-methyl-4H,6H-thieno[2,3-e][1,2,4]triazolo[3,4-c][1,4]oxazepin-2-yl)ethynyl)pyridin-2-yl)butyl)amino)-6-fluoro-1-oxoisoindolin-2-yl)piperidine-2,6-dione

48		3-(4-(5-(4-((3-benzyl-9-methyl-4H,6H-thieno[2,3-e][1,2,4]triazolo[3,4-c][1,4]oxazepin-2-yl)ethynyl)-1H-pyrazol-1-yl)pentyl)-1-oxoisindolin-2-yl)piperidine-2,6-dione
49		4-(5-(4-((3-benzyl-9-methyl-4H,6H-thieno[2,3-e][1,2,4]triazolo[3,4-c][1,4]oxazepin-2-yl)ethynyl)-1H-pyrazol-1-yl)pent-1-yn-1-yl)-2-(2,6-dioxopiperidin-3-yl)isoindolin-1,3-dione
50		3-(4-(5-(4-((3-benzyl-9-methyl-4H,6H-thieno[2,3-e][1,2,4]triazolo[3,4-c][1,4]oxazepin-2-yl)ethynyl)-1H-imidazol-1-yl)pent-1-yn-1-yl)-1-oxoisindolin-2-yl)piperidine-2,6-dione

51		4-(5-(4-((3-benzyl-9-methyl-4H,6H-thieno[2,3-e][1,2,4]triazolo[3,4-c][1,4]oxazepin-2-yl)ethynyl)-1H-pyrazol-1-yl)pentyl)-2-(2,6-dioxopiperidin-3-yl)isoindolin-1,3-dione
52		3-(4-(5-(4-((3-benzyl-9-methyl-4H,6H-thieno[2,3-e][1,2,4]triazolo[3,4-c][1,4]oxazepin-2-yl)ethynyl)-1H-pyrazol-1-yl)pent-1-yn-1-yl)-7-fluoro-1-oxoisoindolin-2-yl)piperidine-2,6-dione
65		3-(4-(4-(4-((3-benzyl-9-methyl-4H,6H-thieno[2,3-e][1,2,4]triazolo[3,4-c][1,4]oxazepin-2-yl)ethynyl)-1H-pyrazol-1-yl)butoxy)-1-oxoisoindolin-2-yl)piperidine-2,6-dione

<p>66</p>		<p>3-(5-((4-(4-(3-benzyl-9-methyl-4H,6H-thieno[2,3-e][1,2,4]triazolo[3,4-c][1,4]oxazepin-2-yl)ethynyl)-1H-pyrazol-1-yl)butyl)amino)-2-methyl-4-oxoquinazolin-3(4H)-yl)piperidine-2,6-dione</p>
<p>67</p>		<p>4-((1-(3-(4-(3-benzyl-9-methyl-4H,6H-thieno[2,3-e][1,2,4]triazolo[3,4-c][1,4]oxazepin-2-yl)ethynyl)-1H-pyrazol-1-yl)propyl)piperidin-4-yl)amino)-2-(2,6-dioxopiperidin-3-yl)isoindoline-1,3-dione</p>
<p>68</p>		<p>4-((1-(2-(4-(3-benzyl-9-methyl-4H,6H-thieno[2,3-e][1,2,4]triazolo[3,4-c][1,4]oxazepin-2-yl)ethynyl)-1H-pyrazol-1-yl)ethyl)piperidin-4-yl)amino)-2-(2,6-dioxopiperidin-3-yl)isoindoline-1,3-dione</p>

69		4-(4-(2-(4-((3-benzyl-9-methyl-4H,6H-thieno[2,3-e][1,2,4]triazolo[3,4-c][1,4]oxazepin-2-yl)ethynyl)-1H-pyrazol-1-yl)ethyl)piperazin-1-yl)-2-(2,6-dioxopiperidin-3-yl)isoindoline-1,3-dione
70		3-(4-(((1-(2-(4-((3-benzyl-9-methyl-4H,6H-thieno[2,3-e][1,2,4]triazolo[3,4-c][1,4]oxazepin-2-yl)ethynyl)-1H-pyrazol-1-yl)ethyl)-1H-imidazol-4-yl)methyl)amino)-1-oxoisoindolin-2-yl)piperidine-2,6-dione
71		4-(4-(3-(4-((3-benzyl-9-methyl-4H,6H-thieno[2,3-e][1,2,4]triazolo[3,4-c][1,4]oxazepin-2-yl)ethynyl)-1H-pyrazol-1-yl)propyl)piperazin-1-yl)-2-(2,6-dioxopiperidin-3-yl)isoindoline-1,3-dione

72		3-(4-((4-((3-benzyl-9-methyl-4H,6H-thieno[2,3-e][1,2,4]triazolo[3,4-c][1,4]oxazepin-2-yl)ethynyl)-1H-pyrazol-1-yl)methyl)benzyl)amino)-1-oxoisindolin-2-yl)piperidine-2,6-dione
73		3-(4-(((1-(2-(4-((3-benzyl-9-methyl-4H,6H-thieno[2,3-e][1,2,4]triazolo[3,4-c][1,4]oxazepin-2-yl)ethynyl)-1H-pyrazol-1-yl)ethyl)-1H-imidazol-5-yl)methyl)amino)-1-oxoisindolin-2-yl)piperidine-2,6-dione
74		4-(4-(4-((3-benzyl-9-methyl-4H,6H-thieno[2,3-e][1,2,4]triazolo[3,4-c][1,4]oxazepin-2-yl)ethynyl)-1H-pyrazol-1-yl)butyl)piperazin-1-yl)-2-(2,6-dioxopiperidin-3-yl)isoindoline-1,3-dione

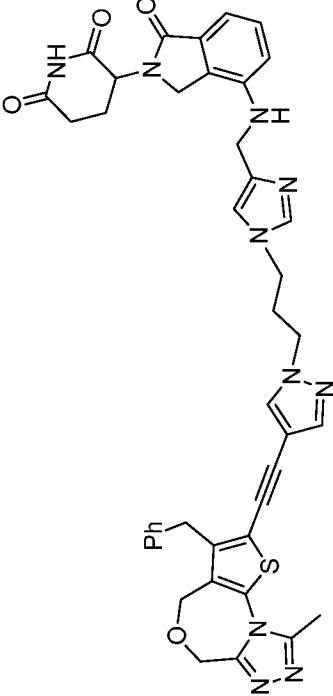
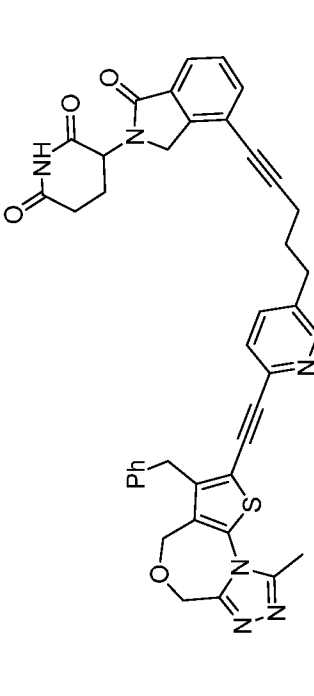
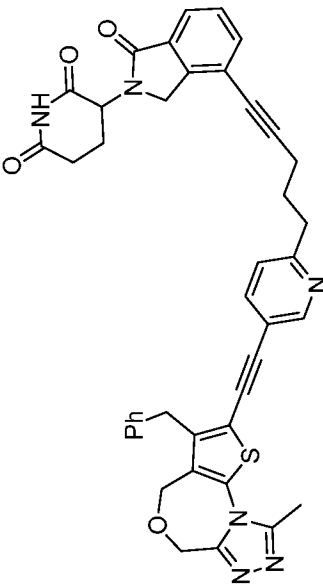
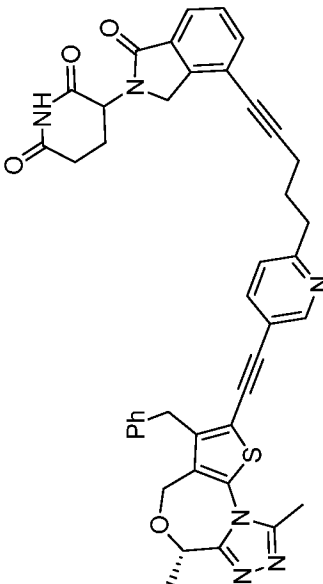
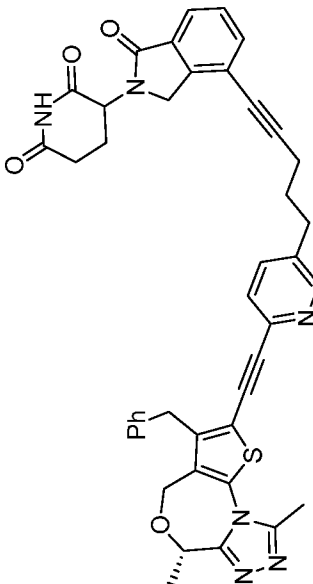
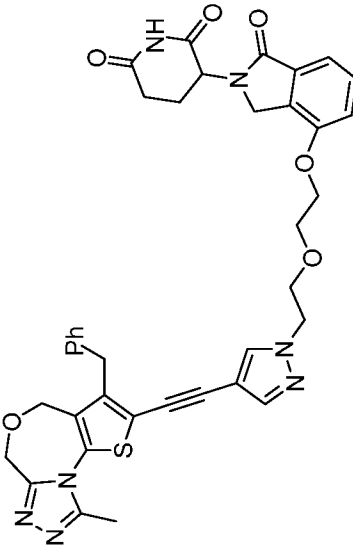
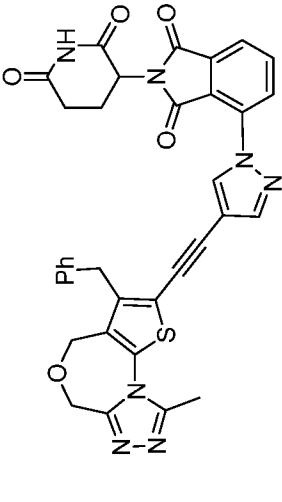
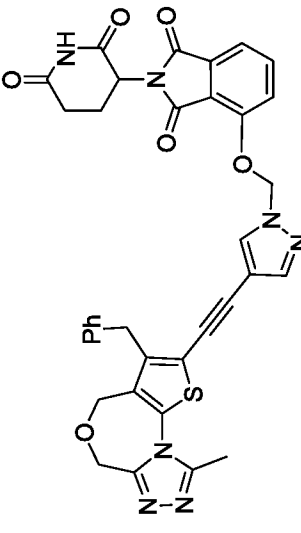
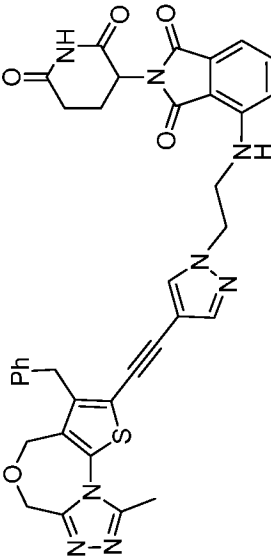
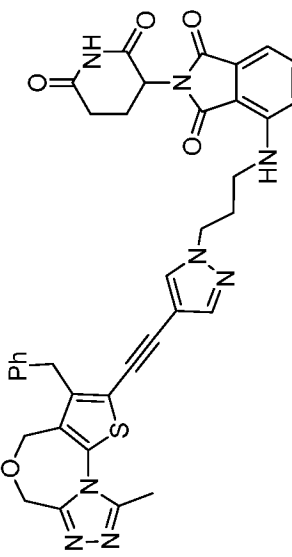
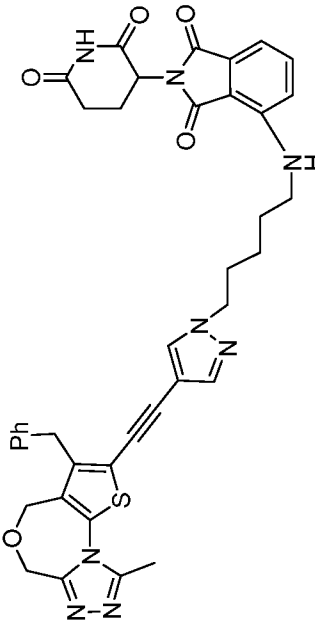
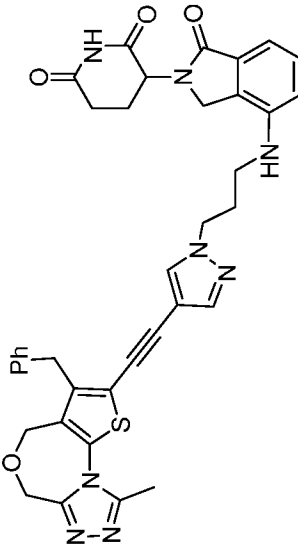
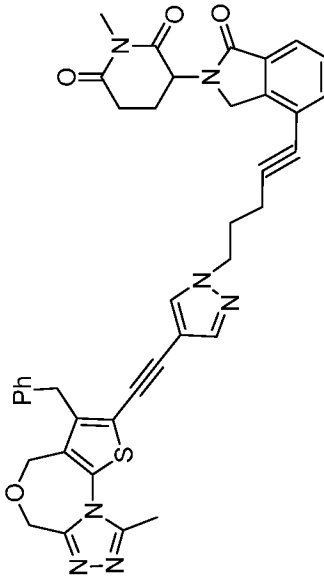
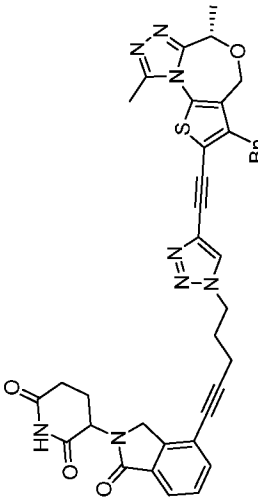
75		3-(4-(((1-(3-(4-((3-benzyl-9-methyl-4H,6H-thieno[2,3-e][1,2,4]triazolo[3,4-c][1,4]oxazepin-2-yl)ethynyl)-1H-pyrazol-1-yl)propyl)-1H-imidazol-4-yl)methyl)amino)-1-oxoisindolin-2-yl)piperidine-2,6-dione
Cpd. No.	Structure	Name
76		3-(4-(5-(6-((3-benzyl-9-methyl-4H,6H-thieno[2,3-e][1,2,4]triazolo[3,4-c][1,4]oxazepin-2-yl)ethynyl)pyridin-3-yl)pent-1-yn-1-yl)-1-oxoisindolin-2-yl)piperidine-2,6-dione

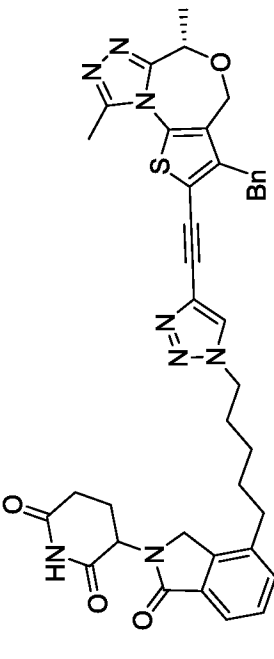
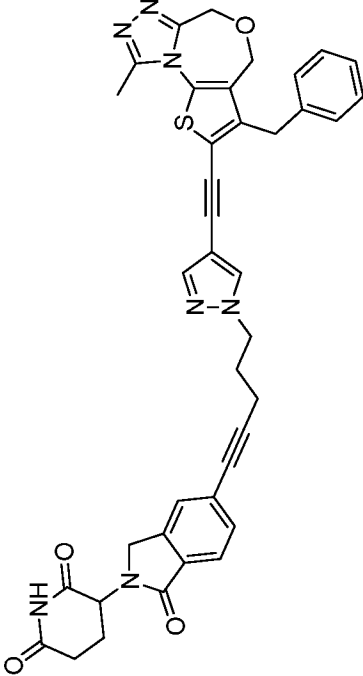
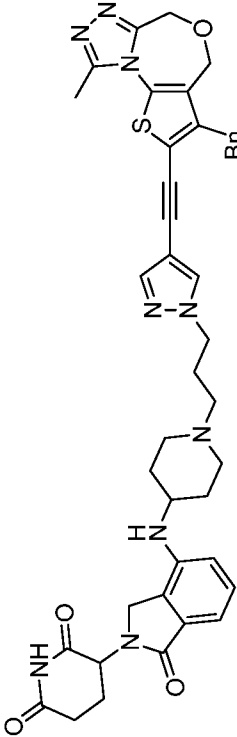
Table 1A

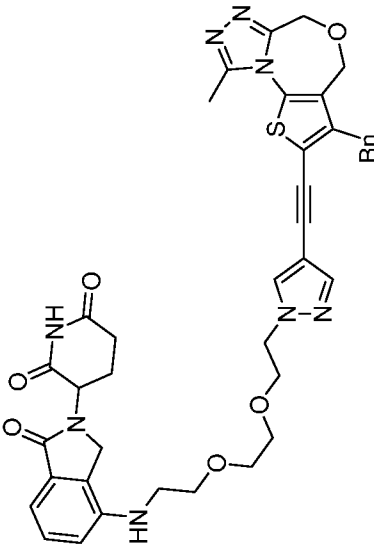
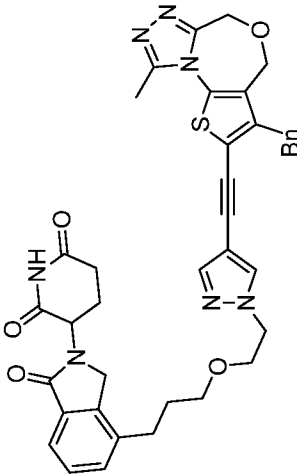
77		3-(4-(5-(5-((3-benzyl-9-methyl-4H,6H-thieno[2,3-e][1,2,4]triazolo[3,4-c][1,4]oxazepin-2-yl)ethynyl)pyridin-2-yl)pent-1-yn-1-yl)-1-oxoisindolin-2-yl)piperidine-2,6-dione
78		3-(4-(5-(5-(((S)-3-benzyl-6,9-dimethyl-4H,6H-thieno[2,3-e][1,2,4]triazolo[3,4-c][1,4]oxazepin-2-yl)ethynyl)pyridin-2-yl)pent-1-yn-1-yl)-1-oxoisindolin-2-yl)piperidine-2,6-dione
79		3-(4-(5-(6-(((S)-3-benzyl-6,9-dimethyl-4H,6H-thieno[2,3-e][1,2,4]triazolo[3,4-c][1,4]oxazepin-2-yl)ethynyl)pyridin-3-yl)pent-1-yn-1-yl)-1-oxoisindolin-2-yl)piperidine-2,6-dione

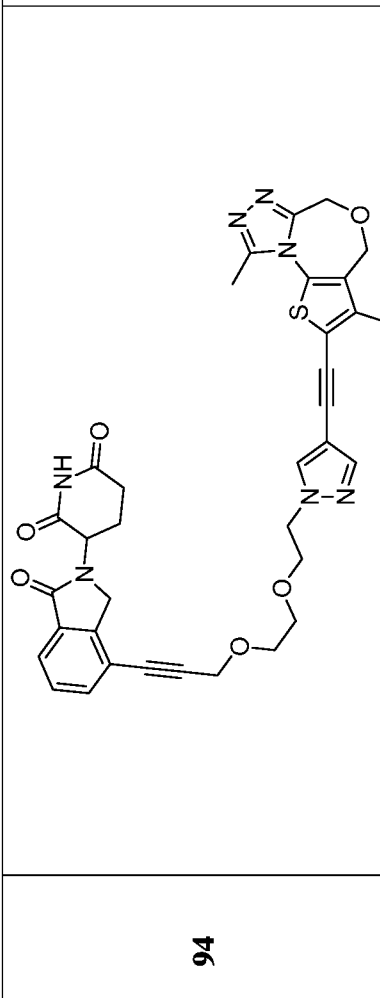
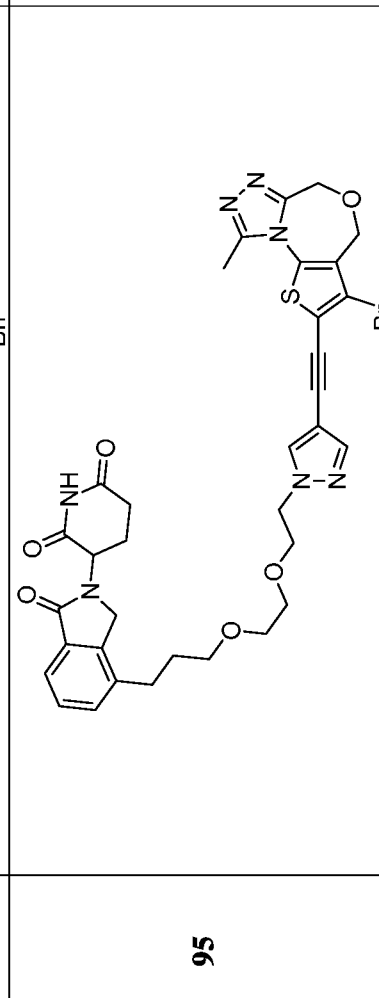
80		3-(4-(2-(4-((3-benzyl-9-methyl-4H,6H-thieno[2,3-e][1,2,4]triazolo[3,4-c][1,4]oxazepin-2-yl)ethynyl)-1H-pyrazol-1-yl)ethoxy)ethoxy)-1-oxoisindolin-2-yl)piperidine-2,6-dione
81		4-(4-((3-benzyl-9-methyl-4H,6H-thieno[2,3-e][1,2,4]triazolo[3,4-c][1,4]oxazepin-2-yl)ethynyl)-1H-pyrazol-1-yl)-2-(2,6-dioxopiperidin-3-yl)isoindoline-1,3-dione
82		4-((4-((3-benzyl-9-methyl-4H,6H-thieno[2,3-e][1,2,4]triazolo[3,4-c][1,4]oxazepin-2-yl)ethynyl)-1H-pyrazol-1-yl)methoxy)-2-(2,6-dioxopiperidin-3-yl)isoindoline-1,3-dione

83		4-((2-(4-((3-benzyl-9-methyl-4H,6H-thieno[2,3-e][1,2,4]triazolo[3,4-c][1,4]oxazepin-2-yl)ethynyl)-1H-pyrazol-1-yl)ethyl)amino)-2-(2,6-dioxopiperidin-3-yl)isoindoline-1,3-dione
84		4-((3-(4-((3-benzyl-9-methyl-4H,6H-thieno[2,3-e][1,2,4]triazolo[3,4-c][1,4]oxazepin-2-yl)ethynyl)-1H-pyrazol-1-yl)propyl)amino)-2-(2,6-dioxopiperidin-3-yl)isoindoline-1,3-dione
85		4-((5-(4-((3-benzyl-9-methyl-4H,6H-thieno[2,3-e][1,2,4]triazolo[3,4-c][1,4]oxazepin-2-yl)ethynyl)-1H-pyrazol-1-yl)pentyl)amino)-2-(2,6-dioxopiperidin-3-yl)isoindoline-1,3-dione

86		3-(4-((3-benzyl-9-methyl-4H,6H-thieno[2,3-e][1,2,4]triazolo[3,4-c][1,4]oxazepin-2-yl)ethynyl)-1H-pyrazol-1-yl)propyl)amino)-1-oxoisindolin-2-yl)piperidine-2,6-dione
87		3-(4-((3-benzyl-9-methyl-4H,6H-thieno[2,3-e][1,2,4]triazolo[3,4-c][1,4]oxazepin-2-yl)ethynyl)-1H-pyrazol-1-yl)pent-1-yn-1-yl)-1-oxoisindolin-2-yl)-1-methylpiperidine-2,6-dione
88		3-(4-((S)-3-benzyl-6,9-dimethyl-4H,6H-thieno[2,3-e][1,2,4]triazolo[3,4-c][1,4]oxazepin-2-yl)ethynyl)-1H-1,2,3-triazol-1-yl)pent-1-yn-1-yl)-1-oxoisindolin-2-yl)piperidine-2,6-dione

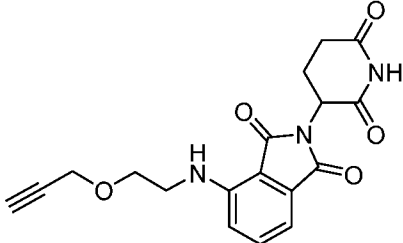
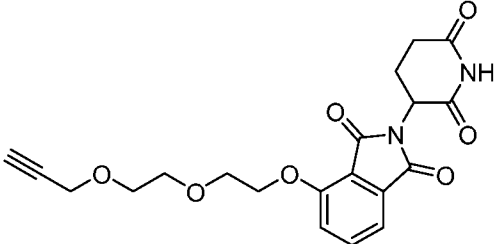
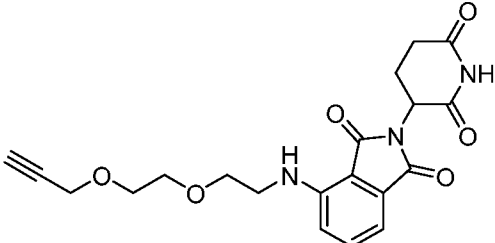
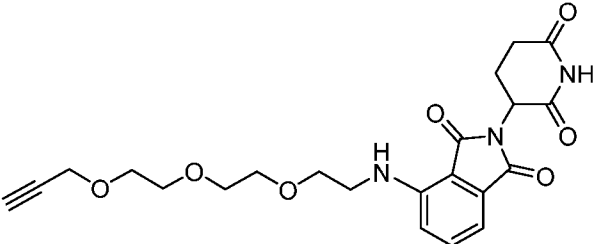
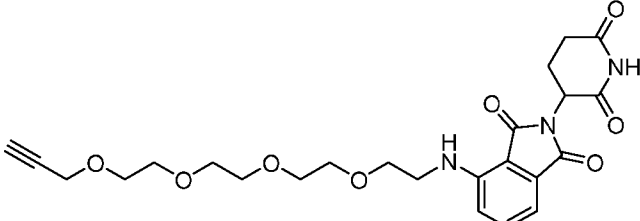
89		3-(4-(5-(4-(((S)-3-benzyl-6,9-dimethyl-4H,6H-thieno[2,3-e][1,2,4]triazolo[3,4-c][1,4]oxazepin-2-yl)ethynyl)-1H-1,2,3-triazol-1-yl)pentyl)-1-oxoisindolin-2-yl)piperidine-2,6-dione
90		3-(5-(5-(4-((3-benzyl-9-methyl-4H,6H-thieno[2,3-e][1,2,4]triazolo[3,4-c][1,4]oxazepin-2-yl)ethynyl)-1H-pyrazol-1-yl)pent-1-yn-1-yl)-1-oxoisindolin-2-yl)piperidine-2,6-dione
91		3-(4-((1-(3-(4-((3-benzyl-9-methyl-4H,6H-thieno[2,3-e][1,2,4]triazolo[3,4-c][1,4]oxazepin-2-yl)ethynyl)-1H-pyrazol-1-yl)propyl)piperidin-4-yl)amino)-1-oxoisindolin-2-yl)piperidine-2,6-dione

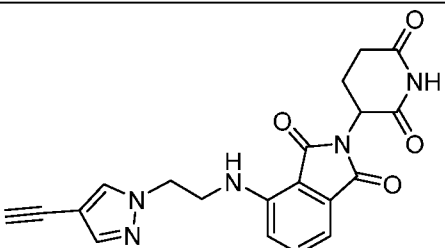
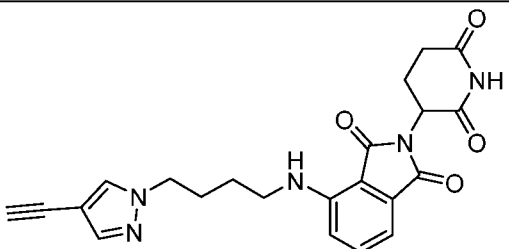
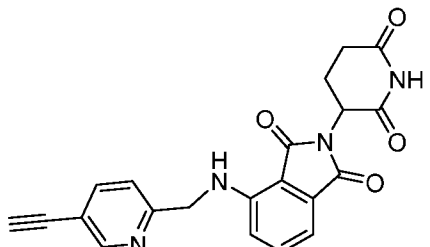
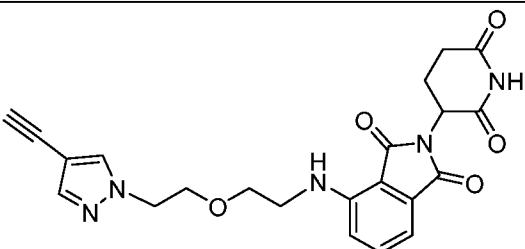
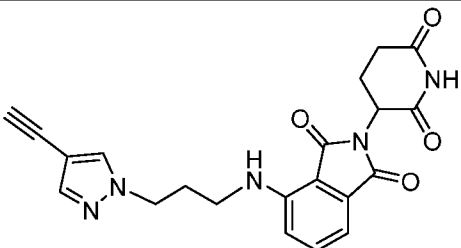
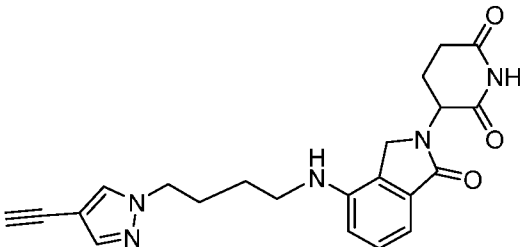
<p>92</p>		<p>3-(4-((2-(2-(4-((3-benzyl-9-methyl-4H,6H-thieno[2,3-e][1,2,4]triazolo[3,4-c][1,4]oxazepin-2-yl)ethoxy)ethylamino)-1-oxoisindolin-2-yl)piperidine-2,6-dione</p>
<p>93</p>		<p>3-(4-(3-(2-(4-((3-benzyl-9-methyl-4H,6H-thieno[2,3-e][1,2,4]triazolo[3,4-c][1,4]oxazepin-2-yl)ethoxy)propyl)-1-oxoisindolin-2-yl)piperidine-2,6-dione</p>

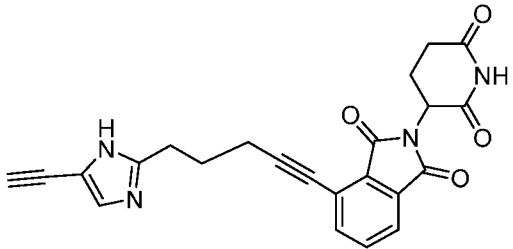
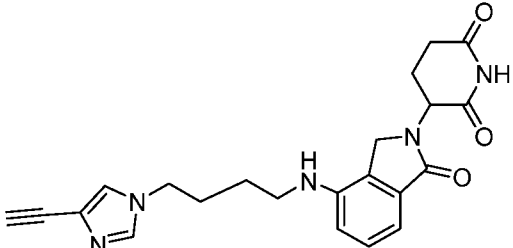
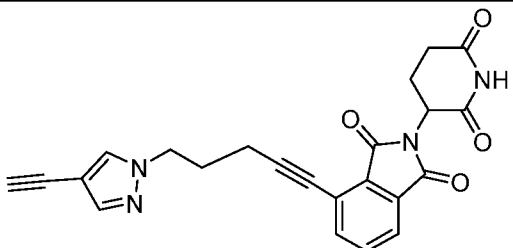
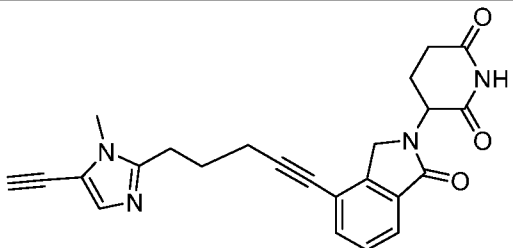
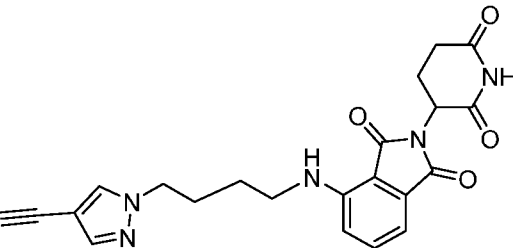
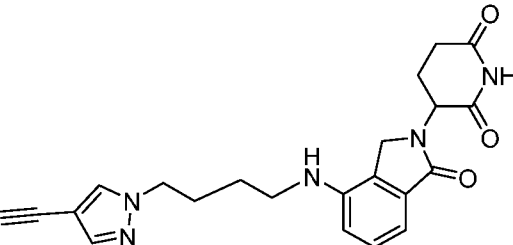
<p>94</p>		<p>3-(4-(3-(2-(2-(4-((3-benzyl)-9-methyl-4H,6H-thieno[2,3-e][1,2,4]triazolo[3,4-c][1,4]oxazepin-2-yl)ethynyl)-1H-pyrazol-1-yl)ethoxy)ethoxy)prop-1-yn-1-yl)-1-oxoisindolin-2-yl)piperidine-2,6-dione</p>
<p>95</p>		<p>3-(4-(3-(2-(2-(4-((3-benzyl)-9-methyl-4H,6H-thieno[2,3-e][1,2,4]triazolo[3,4-c][1,4]oxazepin-2-yl)ethynyl)-1H-pyrazol-1-yl)ethoxy)ethoxy)propyl)-1-oxoisindolin-2-yl)piperidine-2,6-dione</p>

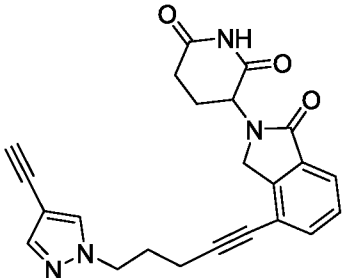
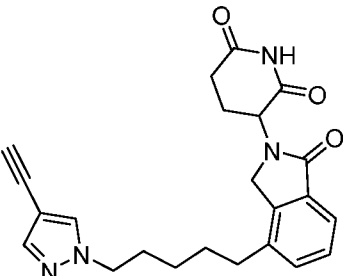
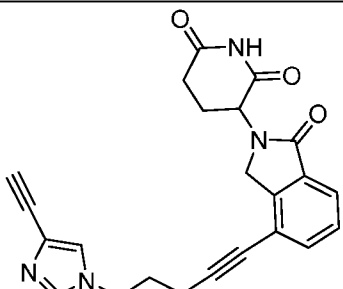
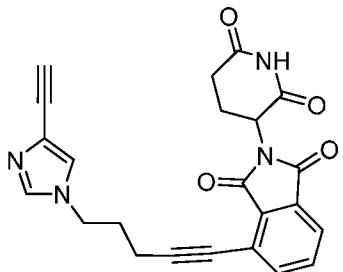
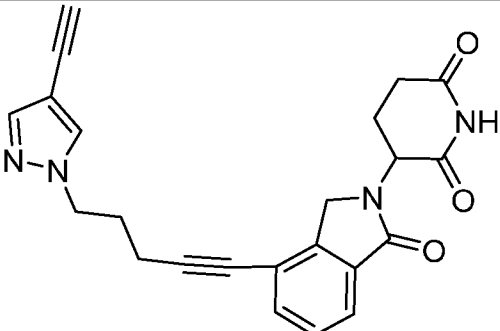
[0166] In another embodiment, Intermediates of the Disclosure are compounds of Table 2, and the pharmaceutically acceptable salts and solvates thereof.

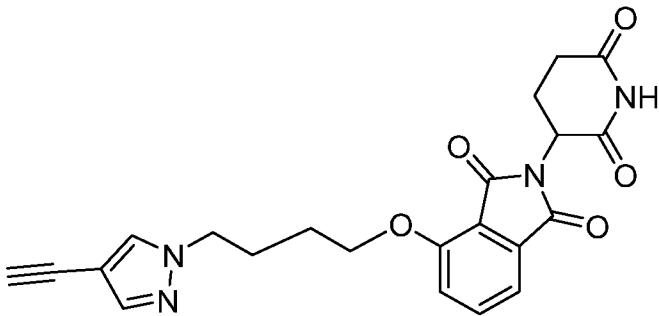
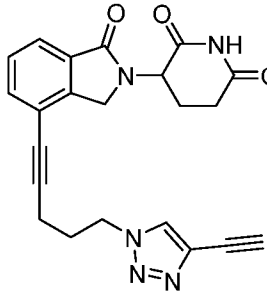
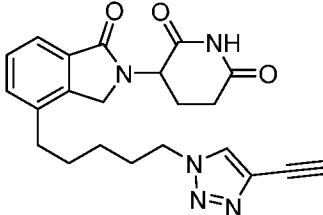
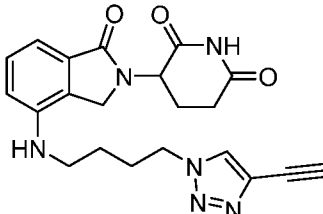
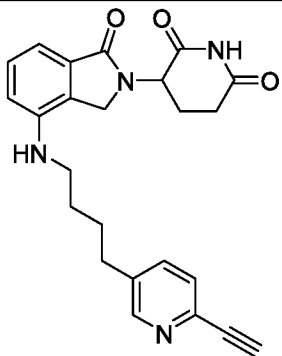
Table 2

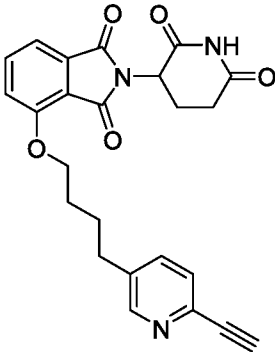
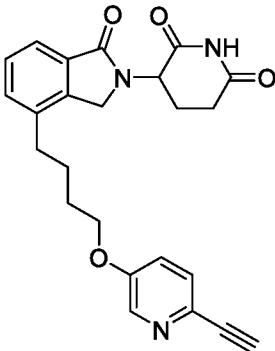
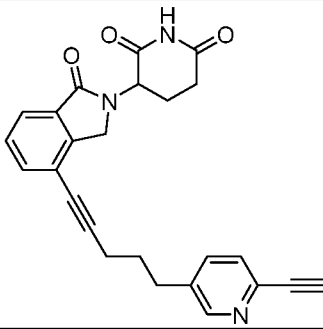
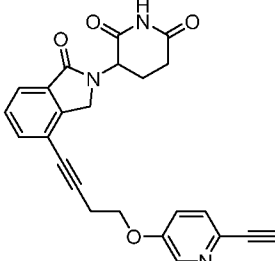
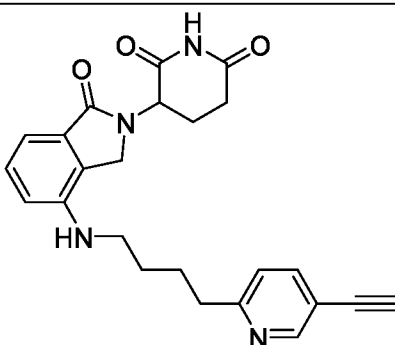
Cpd. No.	Structure
23	
24	
25	
26	
27	

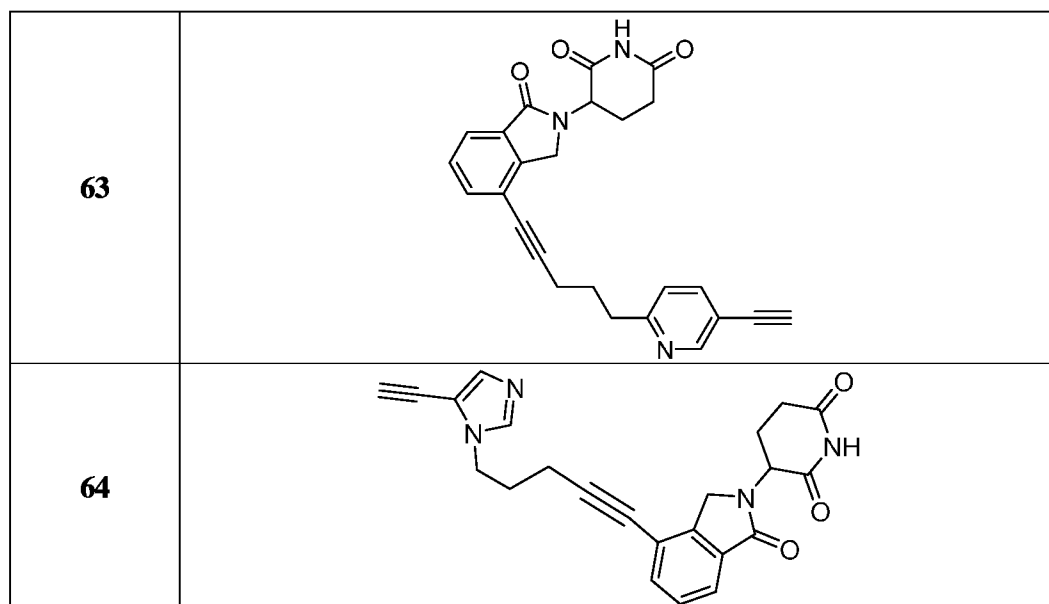
28	
29	
30	
31	
32	
33	

34	
35	
36	
37	
38	
39	

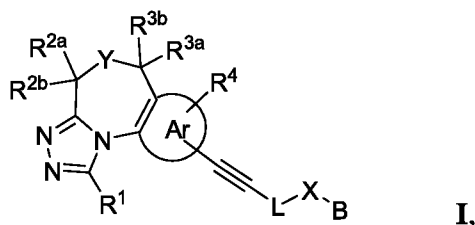
40	
41	
42	
43	
44	

53	
54	
55	
56	
57	

58	
59	
60	
61	
62	



[0167] In another embodiment, the disclosure provides methods of making a compound having Formula I. In another embodiment, the disclosure provides a method (METHOD A) of making a compound having Formula I:



or a pharmaceutically acceptable salt or hydrate thereof,
wherein:

[0168] R^1 is selected from the group consisting of hydrogen and optionally substituted C_{1-4} alkyl;


[0169] R^{2a} and R^{2b} are each independently selected from the group consisting of hydrogen, optionally substituted C_{1-4} alkyl, and (alkoxycarbonyl)alkyl, or

[0170] R^{2a} and R^{2b} together with the carbon atom to which they are attached form a 3- to 6-membered cycloalkyl;

[0171] R^{3a} and R^{3b} are each independently selected from the group consisting of hydrogen and optionally substituted C_{1-4} alkyl; or

[0172] R^{3a} and R^{3b} together with the carbon atom to which they are attached form an optionally substituted 3- to 6-membered cycloalkyl;

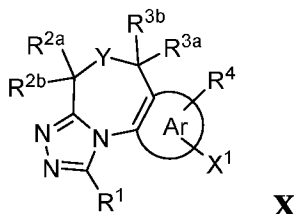
- [0173] R^4 is selected from the group consisting of hydrogen, halogen, optionally substituted C_{1-4} alkyl, optionally substituted C_{2-4} alkenyl, optionally substituted C_{2-4} alkynyl, aralkyl, optionally substituted C_{6-14} aryl, optionally substituted C_{3-12} cycloalkyl, optionally substituted 3- to 14-membered heterocyclo, optionally substituted 5- to 14-membered heteroaryl, $-NR^{6a}R^{6b}$, $-OR^7$, $-SR^{8a}$, $-S(=O)R^{8b}$, $-S(=O)_2R^{8c}$, $-C(=O)R^9$, (heteroaryl)alkyl, and alkoxyalkyl;
- [0174] R^{6a} and R^{6b} are each independently selected from the group consisting of hydrogen, optionally substituted C_{1-6} alkyl, aralkyl, optionally substituted C_{6-14} aryl, optionally substituted C_{3-12} cycloalkyl, optionally substituted 3- to 14-membered heterocyclo, optionally substituted 5- to 14-membered heteroaryl, alkylcarbonyl, arylcarbonyl, alkoxycarbonyl, alkylsulfonyl, arylsulfonyl, and carboxamido; or
- [0175] R^{6a} and R^{6b} taken together with the nitrogen atom to which they are attached form an optionally substituted 4- to 8-membered heterocyclo;
- [0176] R^7 is selected from the group consisting of hydrogen, optionally substituted C_{1-4} alkyl, aralkyl, optionally substituted C_{6-14} aryl, optionally substituted C_{3-12} cycloalkyl, optionally substituted 3- to 14-membered heterocyclo, optionally substituted 5- to 14-membered heteroaryl, alkylcarbonyl, and carboxamido;
- [0177] R^{8a} is selected from the group consisting of optionally substituted C_{1-4} alkyl, aralkyl, optionally substituted C_{6-14} aryl, optionally substituted C_{3-12} cycloalkyl, optionally substituted 3- to 14-membered heterocyclo, and optionally substituted 5- to 14-membered heteroaryl;
- [0178] R^{8b} is selected from the group consisting of optionally substituted C_{1-4} alkyl, aralkyl, optionally substituted C_{6-14} aryl, optionally substituted C_{3-12} cycloalkyl, optionally substituted 3- to 14-membered heterocyclo, and optionally substituted 5- to 14-membered heteroaryl;
- [0179] R^{8c} is selected from the group consisting of optionally substituted C_{1-4} alkyl, aralkyl, optionally substituted C_{6-14} aryl, optionally substituted C_{3-12} cycloalkyl, optionally substituted 3- to 14-membered heterocyclo, optionally substituted 5- to 14-membered heteroaryl, and amino;
- [0180] R^9 selected from the group consisting of hydrogen, optionally substituted C_{1-4} alkyl, aralkyl, optionally substituted C_{6-14} aryl, optionally substituted C_{3-12} cycloalkyl, optionally substituted 3- to 14-membered heterocyclo, optionally substituted 5- to 14-membered heteroaryl, alkoxy, and amino;

- [0181] Y is selected from the group consisting of -O-, -S-, and -NR¹⁰;
- [0182] R¹⁰ is selected from the group consisting of hydrogen, optionally substituted C₁₋₆ alkyl, optionally substituted C₆₋₁₄ aryl, optionally substituted C₃₋₁₂ cycloalkyl, optionally substituted 3- to 14-membered heterocyclo, optionally substituted 5- to 14-membered heteroaryl, (C₃₋₆ cycloalkyl)C₁₋₄ alkyl, aralkyl, (alkoxycarbonyl)alkyl, -C(=O)R¹¹, -SO₂R¹², -C(=O)-OR¹³, and -C(=O)-NR^{14a}R^{14b};
- [0183] R¹¹ is selected from the group consisting of optionally substituted C₁₋₆ alkyl, optionally substituted C₆₋₁₄ aryl, optionally substituted C₃₋₁₂ cycloalkyl, optionally substituted 3- to 14-membered heterocyclo, optionally substituted 5- to 14-membered heteroaryl, and aralkyl;
- [0184] R¹² is selected from the group consisting of optionally substituted C₁₋₆ alkyl, optionally substituted C₆₋₁₄ aryl, optionally substituted C₃₋₁₂ cycloalkyl, optionally substituted 3- to 14-membered heterocyclo, optionally substituted 5- to 14-membered heteroaryl, and aralkyl;
- [0185] R¹³ is selected from the group consisting of optionally substituted C₁₋₆ alkyl, optionally substituted C₆₋₁₄ aryl, optionally substituted C₃₋₁₂ cycloalkyl, optionally substituted 3- to 14-membered heterocyclo, optionally substituted 5- to 14-membered heteroaryl, and aralkyl;
- [0186] R^{14a} and R^{14b} are each independently selected from the group consisting of hydrogen, optionally substituted C₁₋₆ alkyl, optionally substituted C₆₋₁₄ aryl, optionally substituted C₃₋₁₂ cycloalkyl, 3- to 14-membered heterocyclo, optionally substituted 5- to 14-membered heteroaryl, and aralkyl; or
- [0187] R^{14a} and R^{14b} taken together with the nitrogen atom to which they are attached form an optionally substituted 4- to 8-membered heterocyclo;
- [0188]  is a fused thienyl or fused phenyl group, wherein the fused phenyl group is additionally substituted with R¹⁵;
- [0189] R¹⁵ is selected from the group consisting of hydrogen, halogen, C₁₋₄ alkyl, and alkoxy;
- [0190] B is a monovalent radical of a ligand for an E3 ubiquitin ligase protein, e.g., B is:



[0195] m is 0, 1, 2, 3, 4, 5, 6, or 7;

- [0196] n is 0, 1, 2, 3, 4, 5, 6, 7, or 8;
- [0197] u is 0, 1, 2, or 3;
- [0198] v is 1, 2, 3, or 4;
- [0199] each w is independently 2, 3, or 4;
- [0200] x is 2, 3, or 4;
- [0201] X is selected from the group consisting of $-\text{C}\equiv\text{C}-$, $-\text{CH}_2-$, $-\text{O}-$, $-\text{N}(\text{R}^{2c})-$, $-\text{C}(=\text{O})\text{N}(\text{R}^{2d})-$, $-\text{N}(\text{R}^{2e})\text{C}(=\text{O})\text{CH}_2\text{O}-$, and $-\text{N}(\text{R}^{2f})\text{C}(=\text{O})\text{CH}_2\text{N}(\text{R}^{2g})-$; or
- [0202] X is absent;
- [0203] wherein the carboxamide nitrogen atom of $-\text{N}(\text{R}^{2e})\text{C}(=\text{O})\text{CH}_2\text{O}-$ and $-\text{N}(\text{R}^{2f})\text{C}(=\text{O})\text{CH}_2\text{N}(\text{R}^{2g})-$, and the carbon atom of $-\text{C}(=\text{O})\text{N}(\text{R}^{2d})-$ is attached to L;
- [0204] R^{2c} , R^{2d} , R^{2e} , R^{2f} , and R^{2g} are each independently selected from the group consisting of hydrogen and C_{1-4} alkyl;
- [0205] Z is selected from the group consisting of $-\text{CH}_2$ and $-\text{C}(=\text{O})-$;
- [0206] R^5 is selected from the group consisting of hydrogen, methyl, and fluoro;
- [0207] A^1 is selected from the group consisting of $-\text{C}(\text{R}^{16a})=$ and $-\text{N}=$;
- [0208] A^2 is selected from the group consisting of $-\text{C}(\text{R}^{16b})=$ and $-\text{N}=$;
- [0209] A^3 is selected from the group consisting of $-\text{C}(\text{R}^{16c})=$ and $-\text{N}=$;
- [0210] R^{16a} is selected from the group consisting of hydrogen, halo, and C_{1-4} alkyl;
- [0211] R^{16b} is selected from the group consisting of hydrogen, halo, and C_{1-4} alkyl; and
- [0212] R^{16c} is selected from the group consisting of hydrogen, halo, and C_{1-4} alkyl,
- [0213] the method comprising:
- [0214] (1) reacting, e.g., coupling, a compound having Formula X:



- [0215] wherein:
- [0216] X^1 is selected from the group consisting of Br and I;
- [0217] R^1 is selected from the group consisting of hydrogen and optionally substituted C_{1-4} alkyl;
- [0218] R^{2a} and R^{2b} are each independently selected from the group consisting of hydrogen, optionally substituted C_{1-4} alkyl, and (alkoxycarbonyl)alkyl, or

- [0219] R^{2a} and R^{2b} together with the carbon atom to which they are attached form a 3- to 6-membered cycloalkyl;
- [0220] R^{3a} and R^{3b} are each independently selected from the group consisting of hydrogen and optionally substituted C_{1-4} alkyl; or
- [0221] R^{3a} and R^{3b} together with the carbon atom to which they are attached form an optionally substituted 3- to 6-membered cycloalkyl;
- [0222] R^4 is selected from the group consisting of hydrogen, halogen, optionally substituted C_{1-4} alkyl, optionally substituted C_{2-4} alkenyl, optionally substituted C_{2-4} alkynyl, aralkyl, optionally substituted C_{6-14} aryl, optionally substituted C_{3-12} cycloalkyl, optionally substituted 3- to 14-membered heterocyclo, optionally substituted 5- to 14-membered heteroaryl, $-NR^{6a}R^{6b}$, $-OR^7$, $-SR^{8a}$, $-S(=O)R^{8b}$, $-S(=O)_2R^{8c}$, $-C(=O)R^9$, (heteroaryl)alkyl, and alkoxyalkyl;
- [0223] R^{6a} and R^{6b} are each independently selected from the group consisting of hydrogen, optionally substituted C_{1-6} alkyl, aralkyl, optionally substituted C_{6-14} aryl, optionally substituted C_{3-12} cycloalkyl, optionally substituted 3- to 14-membered heterocyclo, optionally substituted 5- to 14-membered heteroaryl, alkylcarbonyl, arylcarbonyl, alkoxy carbonyl, alkylsulfonyl, arylsulfonyl, and carboxamido; or
- [0224] R^{6a} and R^{6b} taken together with the nitrogen atom to which they are attached form an optionally substituted 4- to 8-membered heterocyclo;
- [0225] R^7 is selected from the group consisting of hydrogen, optionally substituted C_{1-4} alkyl, aralkyl, optionally substituted C_{6-14} aryl, optionally substituted C_{3-12} cycloalkyl, optionally substituted 3- to 14-membered heterocyclo, optionally substituted 5- to 14-membered heteroaryl, alkylcarbonyl, and carboxamido;
- [0226] R^{8a} is selected from the group consisting of optionally substituted C_{1-4} alkyl, aralkyl, optionally substituted C_{6-14} aryl, optionally substituted C_{3-12} cycloalkyl, optionally substituted 3- to 14-membered heterocyclo, and optionally substituted 5- to 14-membered heteroaryl;
- [0227] R^{8b} is selected from the group consisting of optionally substituted C_{1-4} alkyl, aralkyl, optionally substituted C_{6-14} aryl, optionally substituted C_{3-12} cycloalkyl, optionally substituted 3- to 14-membered heterocyclo, and optionally substituted 5- to 14-membered heteroaryl;
- [0228] R^{8c} is selected from the group consisting of optionally substituted C_{1-4} alkyl, aralkyl, optionally substituted C_{6-14} aryl, optionally substituted C_{3-12} cycloalkyl,

optionally substituted 3- to 14-membered heterocyclo, optionally substituted 5- to 14-membered heteroaryl, and amino;

[0229] R^9 selected from the group consisting of hydrogen, optionally substituted C_{1-4} alkyl, aralkyl, optionally substituted C_{6-14} aryl, optionally substituted C_{3-12} cycloalkyl, optionally substituted 3- to 14-membered heterocyclo, optionally substituted 5- to 14-membered heteroaryl, alkoxy, and amino;

[0230] Y is selected from the group consisting of -O-, -S-, and $-NR^{10}-$;

[0231] R^{10} is selected from the group consisting of hydrogen, optionally substituted C_{1-6} alkyl, optionally substituted C_{6-14} aryl, optionally substituted C_{3-12} cycloalkyl, optionally substituted 3- to 14-membered heterocyclo, optionally substituted 5- to 14-membered heteroaryl, $(C_{3-6}$ cycloalkyl) C_{1-4} alkyl, aralkyl, (alkoxycarbonyl)alkyl, $-C(=O)R^{11}$, $-SO_2R^{12}$, $-C(=O)-OR^{13}$, and $-C(=O)-NR^{14a}R^{14b}$;


[0232] R^{11} is selected from the group consisting of optionally substituted C_{1-6} alkyl, optionally substituted C_{6-14} aryl, optionally substituted C_{3-12} cycloalkyl, optionally substituted 3- to 14-membered heterocyclo, optionally substituted 5- to 14-membered heteroaryl, and aralkyl;

[0233] R^{12} is selected from the group consisting of optionally substituted C_{1-6} alkyl, optionally substituted C_{6-14} aryl, optionally substituted C_{3-12} cycloalkyl, optionally substituted 3- to 14-membered heterocyclo, optionally substituted 5- to 14-membered heteroaryl, and aralkyl;

[0234] R^{13} is selected from the group consisting of optionally substituted C_{1-6} alkyl, optionally substituted C_{6-14} aryl, optionally substituted C_{3-12} cycloalkyl, optionally substituted 3- to 14-membered heterocyclo, optionally substituted 5- to 14-membered heteroaryl, and aralkyl;

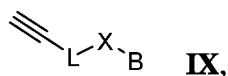
[0235] R^{14a} and R^{14b} are each independently selected from the group consisting of hydrogen, optionally substituted C_{1-6} alkyl, optionally substituted C_{6-14} aryl, optionally substituted C_{3-12} cycloalkyl, 3- to 14-membered heterocyclo, optionally substituted 5- to 14-membered heteroaryl, and aralkyl; or

[0236] R^{14a} and R^{14b} taken together with the nitrogen atom to which they are attached form an optionally substituted 4- to 8-membered heterocyclo;

[0237]  is a fused thienyl or fused phenyl group, wherein the fused phenyl group is additionally substituted with R^{15} ; and

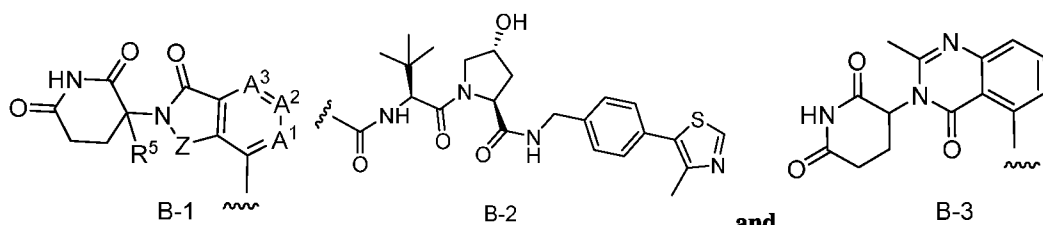
[0238] R^{15} is selected from the group consisting of hydrogen, halogen, C_{1-4} alkyl, and alkoxy,

[0239] with a compound having Formula IX:



[0240] wherein:

[0241] B is selected from the group consisting of:



[0242] L is selected from the group consisting of alkylenyl, heteroalkylenyl, $-A-(CH_2)_m-W-(CH_2)_n-$, $-(CH_2)_m-W-(CH_2)_u-O-(CH_2)_v-$, and $-(CH_2)_m-W-[(CH_2)_w-O]_x-(CH_2)_v-$;

[0243] A is selected from the group consisting of 5 membered heteroarylenyl and 6 membered heteroarylenyl; or

[0244] A is absent;

[0245] W is selected from the group consisting of phenylenyl, 5-membered heteroarylenyl, 6-membered heteroarylenyl, heterocyclenyl, and cycloalkylenyl;

[0246] m is 0, 1, 2, 3, 4, 5, 6, or 7;

[0247] n is 0, 1, 2, 3, 4, 5, 6, 7, or 8;

[0248] u is 0, 1, 2, or 3;

[0249] v is 1, 2, 3, or 4;

[0250] each w is independently 2, 3, or 4;

[0251] x is 2, 3, or 4;

[0252] X is selected from the group consisting of $-C\equiv C-$, $-CH_2-$, $-O-$, $-N(R^{2c})-$, $-C(=O)N(R^{2d})-$, $-N(R^{2e})C(=O)CH_2O-$, and $-N(R^{2f})C(=O)CH_2N(R^{2g})-$; or

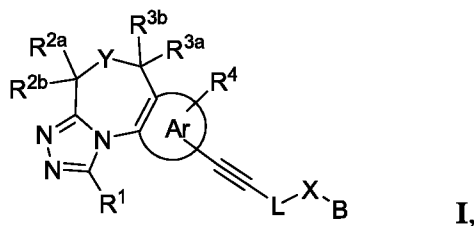
[0253] X is absent;

[0254] wherein the carboxamide nitrogen atom of $-N(R^{2e})C(=O)CH_2O-$ and $-N(R^{2f})C(=O)CH_2N(R^{2g})-$, and the carbon atom of $-C(=O)N(R^{2d})-$ is attached to L;

[0255] R^{2c} , R^{2d} , R^{2e} , R^{2f} , and R^{2g} are each independently selected from the group consisting of hydrogen and C_{1-4} alkyl;

[0256] Z is selected from the group consisting of $-CH_2$ and $-C(=O)-$;

- [0257] R^5 is selected from the group consisting of hydrogen, methyl, and fluoro;
- [0258] A^1 is selected from the group consisting of $-C(R^{16a})=$ and $-N=$;
- [0259] A^2 is selected from the group consisting of $-C(R^{16b})=$ and $-N=$;
- [0260] A^3 is selected from the group consisting of $-C(R^{16c})=$ and $-N=$;
- [0261] R^{16a} is selected from the group consisting of hydrogen, halo, and C_{1-4} alkyl;
- [0262] R^{16b} is selected from the group consisting of hydrogen, halo, and C_{1-4} alkyl; and
- [0263] R^{16c} is selected from the group consisting of hydrogen, halo, and C_{1-4} alkyl, and
- [0264] (2) isolating the compound having Formula I, or a pharmaceutically acceptable salt or solvate thereof.
- [0265] In another embodiment, the disclosure provides a method (METHOD B) of making a compound having Formula I:



or a pharmaceutically acceptable salt or hydrate thereof,

- [0266] wherein:
- [0267] R^1 is selected from the group consisting of hydrogen and optionally substituted C_{1-4} alkyl;
- [0268] R^{2a} and R^{2b} are each independently selected from the group consisting of hydrogen, optionally substituted C_{1-4} alkyl, and (alkoxycarbonyl)alkyl, or
- [0269] R^{2a} and R^{2b} together with the carbon atom to which they are attached form a 3- to 6-membered cycloalkyl;
- [0270] R^{3a} and R^{3b} are each independently selected from the group consisting of hydrogen and optionally substituted C_{1-4} alkyl; or
- [0271] R^{3a} and R^{3b} together with the carbon atom to which they are attached form an optionally substituted 3- to 6-membered cycloalkyl;
- [0272] R^4 is selected from the group consisting of hydrogen, halogen, optionally substituted C_{1-4} alkyl, optionally substituted C_{2-4} alkenyl, optionally substituted C_{2-4} alkynyl, aralkyl, optionally substituted C_{6-14} aryl, optionally substituted C_{3-12} cycloalkyl, optionally substituted 3- to 14-membered heterocyclo, optionally substituted

5- to 14-membered heteroaryl, $-\text{NR}^{6a}\text{R}^{6b}$, $-\text{OR}^7$, $-\text{SR}^{8a}$, $-\text{S}(=\text{O})\text{R}^{8b}$, $-\text{S}(=\text{O})_2\text{R}^{8c}$, $-\text{C}(=\text{O})\text{R}^9$, (heteroaryl)alkyl, and alkoxyalkyl;

[0273] R^{6a} and R^{6b} are each independently selected from the group consisting of hydrogen, optionally substituted C_{1-6} alkyl, aralkyl, optionally substituted C_{6-14} aryl, optionally substituted C_{3-12} cycloalkyl, optionally substituted 3- to 14-membered heterocyclo, optionally substituted 5- to 14-membered heteroaryl, alkylcarbonyl, arylcarbonyl, alkoxy carbonyl, alkylsulfonyl, arylsulfonyl, and carboxamido; or

[0274] R^{6a} and R^{6b} taken together with the nitrogen atom to which they are attached form an optionally substituted 4- to 8-membered heterocyclo;

[0275] R^7 is selected from the group consisting of hydrogen, optionally substituted C_{1-4} alkyl, aralkyl, optionally substituted C_{6-14} aryl, optionally substituted C_{3-12} cycloalkyl, optionally substituted 3- to 14-membered heterocyclo, optionally substituted 5- to 14-membered heteroaryl, alkylcarbonyl, and carboxamido;

[0276] R^{8a} is selected from the group consisting of optionally substituted C_{1-4} alkyl, aralkyl, optionally substituted C_{6-14} aryl, optionally substituted C_{3-12} cycloalkyl, optionally substituted 3- to 14-membered heterocyclo, and optionally substituted 5- to 14-membered heteroaryl;

[0277] R^{8b} is selected from the group consisting of optionally substituted C_{1-4} alkyl, aralkyl, optionally substituted C_{6-14} aryl, optionally substituted C_{3-12} cycloalkyl, optionally substituted 3- to 14-membered heterocyclo, and optionally substituted 5- to 14-membered heteroaryl;

[0278] R^{8c} is selected from the group consisting of optionally substituted C_{1-4} alkyl, aralkyl, optionally substituted C_{6-14} aryl, optionally substituted C_{3-12} cycloalkyl, optionally substituted 3- to 14-membered heterocyclo, optionally substituted 5- to 14-membered heteroaryl, and amino;

[0279] R^9 selected from the group consisting of hydrogen, optionally substituted C_{1-4} alkyl, aralkyl, optionally substituted C_{6-14} aryl, optionally substituted C_{3-12} cycloalkyl, optionally substituted 3- to 14-membered heterocyclo, optionally substituted 5- to 14-membered heteroaryl, alkoxy, and amino;

[0280] Y is selected from the group consisting of $-\text{O}-$, $-\text{S}-$, and $-\text{NR}^{10}-$;

[0281] R^{10} is selected from the group consisting of hydrogen, optionally substituted C_{1-6} alkyl, optionally substituted C_{6-14} aryl, optionally substituted C_{3-12} cycloalkyl, optionally substituted 3- to 14-membered heterocyclo, optionally substituted 5- to 14-membered

heteroaryl, (C₃₋₆ cycloalkyl)C₁₋₄ alkyl, aralkyl, (alkoxycarbonyl)alkyl, -C(=O)R¹¹, -SO₂R¹², -C(=O)-OR¹³, and -C(=O)-NR^{14a}R^{14b};


[0282] R¹¹ is selected from the group consisting of optionally substituted C₁₋₆ alkyl, optionally substituted C₆₋₁₄ aryl, optionally substituted C₃₋₁₂ cycloalkyl, optionally substituted 3- to 14-membered heterocyclo, optionally substituted 5- to 14-membered heteroaryl, and aralkyl;

[0283] R¹² is selected from the group consisting of optionally substituted C₁₋₆ alkyl, optionally substituted C₆₋₁₄ aryl, optionally substituted C₃₋₁₂ cycloalkyl, optionally substituted 3- to 14-membered heterocyclo, optionally substituted 5- to 14-membered heteroaryl, and aralkyl;

[0284] R¹³ is selected from the group consisting of optionally substituted C₁₋₆ alkyl, optionally substituted C₆₋₁₄ aryl, optionally substituted C₃₋₁₂ cycloalkyl, optionally substituted 3- to 14-membered heterocyclo, optionally substituted 5- to 14-membered heteroaryl, and aralkyl;

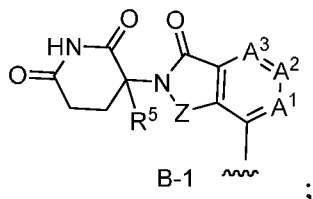
[0285] R^{14a} and R^{14b} are each independently selected from the group consisting of hydrogen, optionally substituted C₁₋₆ alkyl, optionally substituted C₆₋₁₄ aryl, optionally substituted C₃₋₁₂ cycloalkyl, 3- to 14-membered heterocyclo, optionally substituted 5- to 14-membered heteroaryl, and aralkyl; or

[0286] R^{14a} and R^{14b} taken together with the nitrogen atom to which they are attached form an optionally substituted 4- to 8-membered heterocyclo;

[0287]  is a fused thienyl or fused phenyl group, wherein the fused phenyl group is additionally substituted with R¹⁵;

[0288] R¹⁵ is selected from the group consisting of hydrogen, halogen, C₁₋₄ alkyl, and alkoxy;

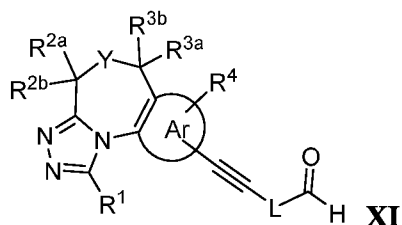
[0289] B is:



[0290] L is -W-(CH₂)_n;

[0291] W is selected from the group consisting of phenylenyl, 5-membered heteroarylenyl, and 6-membered heteroarylenyl;

- [0292] n is 1, 2, 3, 4, 5, 6, 7, or 8;
- [0293] X is -N(H)-;
- [0294] Z is selected from the group consisting of -CH₂ and -C(=O)-;
- [0295] R⁵ is selected from the group consisting of hydrogen, methyl, and fluoro;
- [0296] A¹ is selected from the group consisting of -C(R^{16a})= and -N=;
- [0297] A² is selected from the group consisting of -C(R^{16b})= and -N=;
- [0298] A³ is selected from the group consisting of -C(R^{16c})= and -N=;
- [0299] R^{16a} is selected from the group consisting of hydrogen, halo, and C₁₋₄ alkyl;
- [0300] R^{16b} is selected from the group consisting of hydrogen, halo, and C₁₋₄ alkyl; and
- [0301] R^{16c} is selected from the group consisting of hydrogen, halo, and C₁₋₄ alkyl,
- [0302] the method comprising:
- [0303] (1) condensing a compound having Formula **XI**:



- [0304] wherein:
- [0305] R¹ is selected from the group consisting of hydrogen and optionally substituted C₁₋₄ alkyl;
- [0306] R^{2a} and R^{2b} are each independently selected from the group consisting of hydrogen, optionally substituted C₁₋₄ alkyl, and (alkoxycarbonyl)alkyl, or
- [0307] R^{2a} and R^{2b} together with the carbon atom to which they are attached form a 3- to 6-membered cycloalkyl;
- [0308] R^{3a} and R^{3b} are each independently selected from the group consisting of hydrogen and optionally substituted C₁₋₄ alkyl; or
- [0309] R^{3a} and R^{3b} together with the carbon atom to which they are attached form an optionally substituted 3- to 6-membered cycloalkyl;
- [0310] R⁴ is selected from the group consisting of hydrogen, halogen, optionally substituted C₁₋₄ alkyl, optionally substituted C₂₋₄ alkenyl, optionally substituted C₂₋₄ alkynyl, aralkyl, optionally substituted C₆₋₁₄ aryl, optionally substituted C₃₋₁₂ cycloalkyl, optionally substituted 3- to 14-membered heterocyclo, optionally substituted

5- to 14-membered heteroaryl, $-\text{NR}^{6a}\text{R}^{6b}$, $-\text{OR}^7$, $-\text{SR}^{8a}$, $-\text{S}(=\text{O})\text{R}^{8b}$, $-\text{S}(=\text{O})_2\text{R}^{8c}$, $-\text{C}(=\text{O})\text{R}^9$, (heteroaryl)alkyl, and alkoxyalkyl;

[0311] R^{6a} and R^{6b} are each independently selected from the group consisting of hydrogen, optionally substituted C_{1-6} alkyl, aralkyl, optionally substituted C_{6-14} aryl, optionally substituted C_{3-12} cycloalkyl, optionally substituted 3- to 14-membered heterocyclo, optionally substituted 5- to 14-membered heteroaryl, alkylcarbonyl, arylcarbonyl, alkoxy carbonyl, alkylsulfonyl, arylsulfonyl, and carboxamido; or

[0312] R^{6a} and R^{6b} taken together with the nitrogen atom to which they are attached form an optionally substituted 4- to 8-membered heterocyclo;

[0313] R^7 is selected from the group consisting of hydrogen, optionally substituted C_{1-4} alkyl, aralkyl, optionally substituted C_{6-14} aryl, optionally substituted C_{3-12} cycloalkyl, optionally substituted 3- to 14-membered heterocyclo, optionally substituted 5- to 14-membered heteroaryl, alkylcarbonyl, and carboxamido;

[0314] R^{8a} is selected from the group consisting of optionally substituted C_{1-4} alkyl, aralkyl, optionally substituted C_{6-14} aryl, optionally substituted C_{3-12} cycloalkyl, optionally substituted 3- to 14-membered heterocyclo, and optionally substituted 5- to 14-membered heteroaryl;

[0315] R^{8b} is selected from the group consisting of optionally substituted C_{1-4} alkyl, aralkyl, optionally substituted C_{6-14} aryl, optionally substituted C_{3-12} cycloalkyl, optionally substituted 3- to 14-membered heterocyclo, and optionally substituted 5- to 14-membered heteroaryl;

[0316] R^{8c} is selected from the group consisting of optionally substituted C_{1-4} alkyl, aralkyl, optionally substituted C_{6-14} aryl, optionally substituted C_{3-12} cycloalkyl, optionally substituted 3- to 14-membered heterocyclo, optionally substituted 5- to 14-membered heteroaryl, and amino;

[0317] R^9 selected from the group consisting of hydrogen, optionally substituted C_{1-4} alkyl, aralkyl, optionally substituted C_{6-14} aryl, optionally substituted C_{3-12} cycloalkyl, optionally substituted 3- to 14-membered heterocyclo, optionally substituted 5- to 14-membered heteroaryl, alkoxy, and amino;

[0318] Y is selected from the group consisting of $-\text{O}-$, $-\text{S}-$, and $-\text{NR}^{10}-$;

[0319] R^{10} is selected from the group consisting of hydrogen, optionally substituted C_{1-6} alkyl, optionally substituted C_{6-14} aryl, optionally substituted C_{3-12} cycloalkyl, optionally substituted 3- to 14-membered heterocyclo, optionally substituted 5- to 14-membered

heteroaryl, (C₃₋₆ cycloalkyl)C₁₋₄ alkyl, aralkyl, (alkoxycarbonyl)alkyl, -C(=O)R¹¹, -SO₂R¹², -C(=O)-OR¹³, and -C(=O)-NR^{14a}R^{14b};


[0320] R¹¹ is selected from the group consisting of optionally substituted C₁₋₆ alkyl, optionally substituted C₆₋₁₄ aryl, optionally substituted C₃₋₁₂ cycloalkyl, optionally substituted 3- to 14-membered heterocyclo, optionally substituted 5- to 14-membered heteroaryl, and aralkyl;

[0321] R¹² is selected from the group consisting of optionally substituted C₁₋₆ alkyl, optionally substituted C₆₋₁₄ aryl, optionally substituted C₃₋₁₂ cycloalkyl, optionally substituted 3- to 14-membered heterocyclo, optionally substituted 5- to 14-membered heteroaryl, and aralkyl;

[0322] R¹³ is selected from the group consisting of optionally substituted C₁₋₆ alkyl, optionally substituted C₆₋₁₄ aryl, optionally substituted C₃₋₁₂ cycloalkyl, optionally substituted 3- to 14-membered heterocyclo, optionally substituted 5- to 14-membered heteroaryl, and aralkyl;

[0323] R^{14a} and R^{14b} are each independently selected from the group consisting of hydrogen, optionally substituted C₁₋₆ alkyl, optionally substituted C₆₋₁₄ aryl, optionally substituted C₃₋₁₂ cycloalkyl, 3- to 14-membered heterocyclo, optionally substituted 5- to 14-membered heteroaryl, and aralkyl; or

[0324] R^{14a} and R^{14b} taken together with the nitrogen atom to which they are attached form an optionally substituted 4- to 8-membered heterocyclo;

[0325]  is a fused thienyl or fused phenyl group, wherein the fused phenyl group is additionally substituted with R¹⁵;

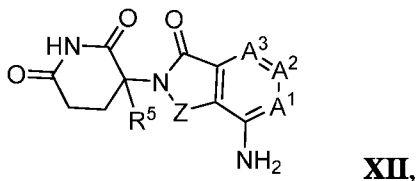
[0326] R¹⁵ is selected from the group consisting of hydrogen, halogen, C₁₋₄ alkyl, and alkoxy,

[0327] L is -W-(CH₂)_n-;

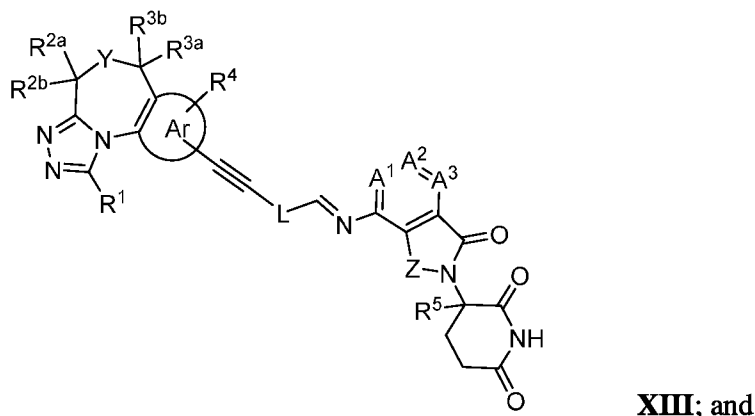
[0328] W is selected from the group consisting of phenylenyl, 5-membered heteroarylenyl, and 6-membered heteroarylenyl; and

[0329] n is 0, 1, 2, 3, 4, 5, 6, or 7;

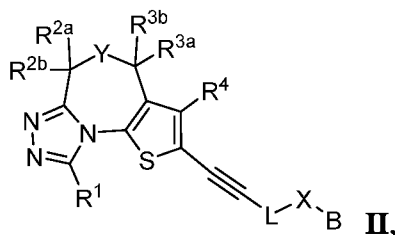
[0330] with a compound having Formula XII:



- [0331] or a pharmaceutically acceptable salt or hydrate thereof,
- [0332] wherein:
- [0333] Z is selected from the group consisting of $-\text{CH}_2$ and $-\text{C}(=\text{O})-$;
- [0334] R^5 is selected from the group consisting of hydrogen, methyl, and fluoro;
- [0335] A^1 is selected from the group consisting of $-\text{C}(\text{R}^{16a})=$ and $-\text{N}=$;
- [0336] A^2 is selected from the group consisting of $-\text{C}(\text{R}^{16b})=$ and $-\text{N}=$;
- [0337] A^3 is selected from the group consisting of $-\text{C}(\text{R}^{16c})=$ and $-\text{N}=$;
- [0338] R^{16a} is selected from the group consisting of hydrogen, halo, and C_{1-4} alkyl;
- [0339] R^{16b} is selected from the group consisting of hydrogen, halo, and C_{1-4} alkyl; and
- [0340] R^{16c} is selected from the group consisting of hydrogen, halo, and C_{1-4} alkyl,
- [0341] to give a compound having Formula **XIII**:



- [0342] (2) reducing the compound having Formula **XIII** to give a compound having Formula I, or a pharmaceutically acceptable salt or solvate thereof.
- [0343] In another embodiment, the disclosure provides a method, e.g., METHOD A or METHOD B, for making a compound represented by Formula **II**:



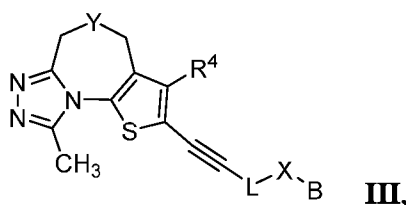
and the pharmaceutically acceptable salts or hydrates thereof, wherein R^1 , R^{2a} , R^{2b} , R^{3a} , R^{3b} , R^4 , L, X, Y, and B are as defined in connection with Formula I.

[0344] In another embodiment, the disclosure provides a method, e.g., METHOD A or METHOD B, for making a compound represented by Formula I or Formula II, and the pharmaceutically acceptable salts or hydrates thereof, wherein R^{3a} and R^{3b} are hydrogen.

[0345] In another embodiment, the disclosure provides a method, e.g., METHOD A or METHOD B, for making a compound represented by Formula I or Formula II, and the pharmaceutically acceptable salts or hydrates thereof, wherein R^1 is C_{1-4} alkyl. In another embodiment, R^1 is methyl, or a pharmaceutically acceptable salt or hydrate thereof.

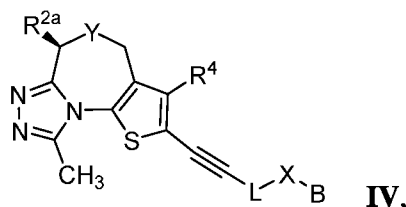
[0346] In another embodiment, the disclosure provides a method, e.g., METHOD A or METHOD B, for making a compound represented by Formula I or Formula II, and the pharmaceutically acceptable salts or hydrates thereof, wherein R^{2a} and R^{2b} are each independently selected from the group consisting of hydrogen and C_{1-4} alkyl.

[0347] In another embodiment, the disclosure provide a method, e.g., METHOD A or METHOD B, for making a compound represented by Formula III:



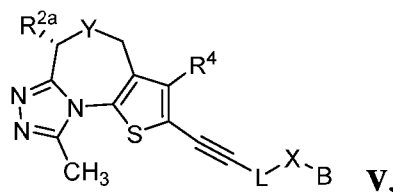
and the pharmaceutically acceptable salts or hydrates thereof, wherein R^4 , L, X, Y, and B are as defined in connection with Formula I.

[0348] In another embodiment, the disclosure provides a method, e.g., METHOD A or METHOD B, for making a compound represented by Formula IV:



and the pharmaceutically acceptable salts or hydrates thereof, wherein R^{2a} is C_{1-4} alkyl, and R^4 , L, X, Y, and B are as defined in connection with Formula I.

[0349] In another embodiment, the disclosure provides a method, e.g., METHOD A or METHOD B, for making a compound represented by Formula V:

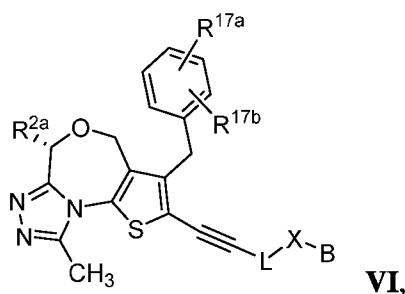


and the pharmaceutically acceptable salts or hydrates thereof, wherein R^{2a} is C_{1-4} alkyl, and R^4 , L, X, Y, and B are as defined in connection with Formula I.

[0350] In another embodiment, the disclosure provides a method, e.g., METHOD A or METHOD B, for making a compound represented by any one of Formula I-V, and the pharmaceutically acceptable salts or hydrates thereof, wherein R^4 is selected from the group consisting of halogen, C_{1-4} alkyl, optionally C_{2-4} alkenyl, optionally substituted C_{2-4} alkynyl, aralkyl, optionally substituted C_{6-14} aryl, optionally substituted C_{3-12} cycloalkyl, 3- to 14-membered heterocyclo, optionally substituted 5- to 14-membered heteroaryl. In another embodiment, R^4 is aralkyl.

[0351] In another embodiment, the disclosure provides a method, e.g., METHOD A or METHOD B, for making a compound represented by any one of Formula I-V, and the pharmaceutically acceptable salts or hydrates thereof, Y is -O-. In another embodiment, Y is -N(H)-.

[0352] In another embodiment, the disclosure provides a method, e.g., METHOD A or METHOD B, for making a compound represented by Formula VI:



and the pharmaceutically acceptable salts and hydrates thereof, wherein R^{2a} is selected from the group consisting of hydrogen and C_{1-3} alkyl; R^{17a} and R^{17b} are each independently selected from the group consisting of hydrogen, C_{1-4} alkyl, haloalkyl, C_{1-4} alkoxy, and halo; and L, X, and B are as defined in connection with Formula I.

[0353] In another embodiment, the disclosure provides a method, e.g., METHOD A or METHOD B, for making a compound represented by any one of Formula I-VI, wherein L is C_{1-12} alkylene. In another embodiment, L is selected from the group consisting of

-CH₂-, -CH₂CH₂-, -CH₂CH₂CH₂-, -CH₂(CH₂)₂CH₂-, -CH₂(CH₂)₃CH₂-, -CH₂(CH₂)₄CH₂-, -CH₂(CH₂)₅CH₂-, and -CH₂(CH₂)₆CH₂-.

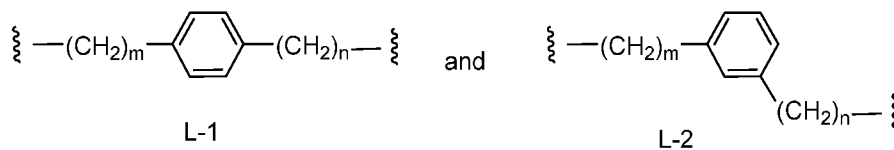
[0354] In another embodiment, the disclosure provide a method, e.g., METHOD A or METHOD B, for making a compound represented by any one of Formula I-VI, wherein, L is 3- to 12-membered heteroalkylenyl. In another embodiment, L is -(CH₂)_oO-(CH₂CH₂O)_p-(CH₂)_q-; o is 1, 2, or 3; p is 0, 1, 2, 3, 4, or 5; and q is 1, 2, or 3.

[0355] In another embodiment, the disclosure provides methods, e.g., METHOD A or METHOD B, for making a compound represented by any one of Formula I-VI, wherein L is selected from the group consisting of: -CH₂OCH₂CH₂-, -CH₂CH₂OCH₂CH₂-, -CH₂O(CH₂CH₂O)CH₂CH₂-, -CH₂O(CH₂CH₂O)₂CH₂CH₂-, -CH₂O(CH₂CH₂O)₃CH₂CH₂-, -CH₂CH₂O(CH₂CH₂O)₆CH₂CH₂-, -CH₂CH₂O(CH₂CH₂O)₆CH₂CH₂-, -CH₂CH₂CH₂OCH₂CH₂OCH₂CH₂CH₂-, -CH₂CH₂CH₂O(CH₂CH₂O)₂CH₂CH₂CH₂-, and -CH₂CH₂CH₂O(CH₂)₄OCH₂CH₂CH₂-.

[0356] In another embodiment, the disclosure provide a method, e.g., METHOD A or METHOD B, for making a compound represented by any one of Formula I-VI, wherein L is -(CH₂)_m-W-(CH₂)_n-. In another embodiment, W is phenylenyl. In another embodiment, W is 5-membered heteroarylenyl. In another embodiment, W is 6-membered heteroarylenyl. In another embodiment, wherein m is 0. In another embodiment, wherein n is 1, 2, 3, 4, or 5.

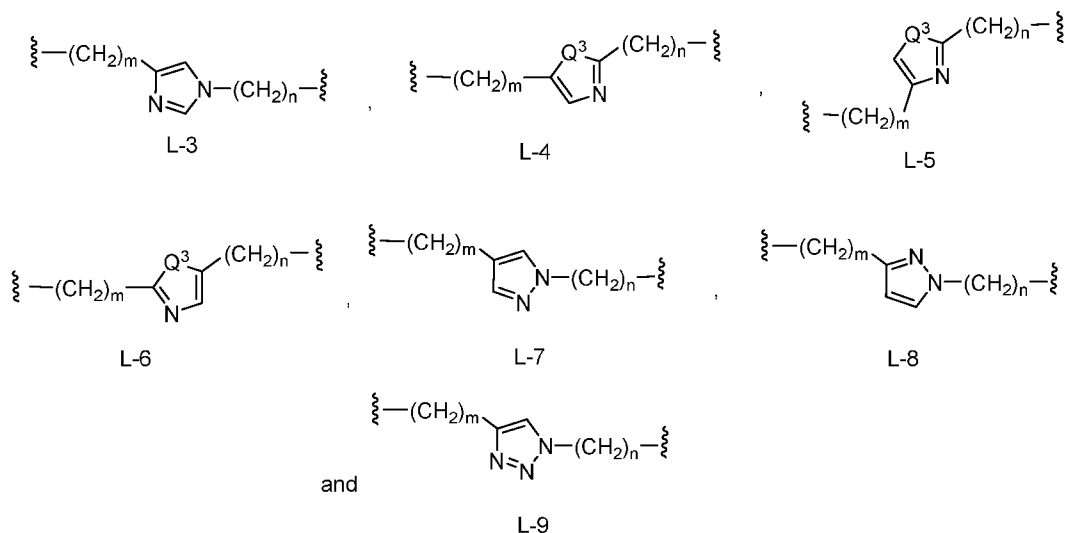
[0357] In another embodiment, the disclosure provides a method, e.g., METHOD A or METHOD B, for making a compound represented by any one of Formula I-VI, wherein L is -(CH₂)_m-W-(CH₂)_u-O-(CH₂)_v-. In another embodiment, W is phenylenyl. In another embodiment, W is 5-membered heteroarylenyl. In another embodiment, W is 6-membered heteroarylenyl.

[0358] In another embodiment, the disclosure provides a method, e.g., METHOD A or METHOD B, for making a compound represented by any one of Formula I-VI, wherein L is selected from the group consisting of:



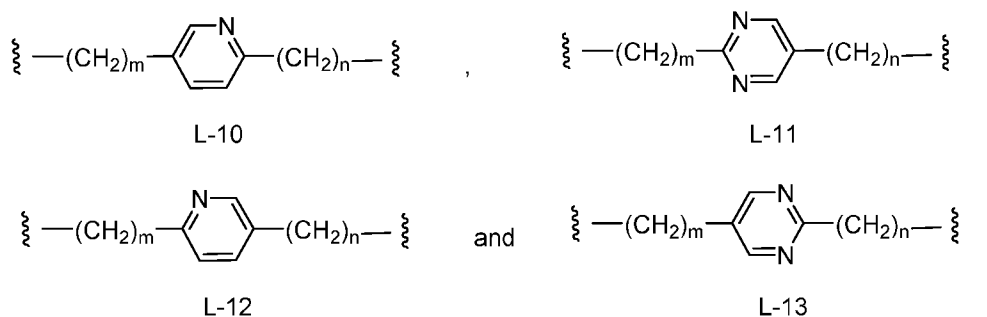
In another embodiment, wherein m is 0. In another embodiment, wherein n is 1, 2, 3, 4, or 5.

[0359] In another embodiment, the disclosure provides a method, e.g., METHOD A or METHOD B, for making a compound represented by any one of Formula I-VI, wherein L is selected from the group consisting of:



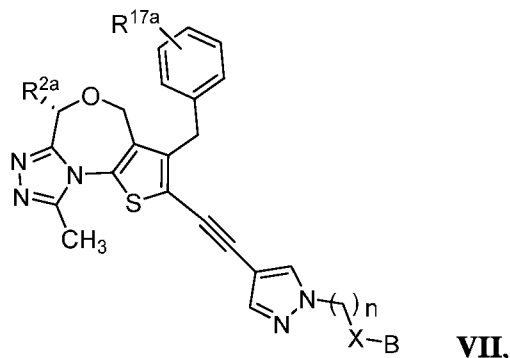
Q^3 is selected from the group consisting of $-O-$, $-S-$, and $-N(R^6)-$; and R^6 is selected from the group consisting of hydrogen and C_{1-4} alkyl. In another embodiment, wherein m is 0. In another embodiment, wherein n is 1, 2, 3, 4, or 5. In another embodiment, L is L-3. In another embodiment, L is L-4. In another embodiment, L is L-5. In another embodiment, L is L-6. In another embodiment, L is L-7. In another embodiment, L is L-8. In another embodiment, L is L-9.

[0360] In another embodiment, the disclosure provides a method, e.g., METHOD A or METHOD B, for making a compound represented by any one of Formula I-VI, wherein L is selected from the group consisting of:



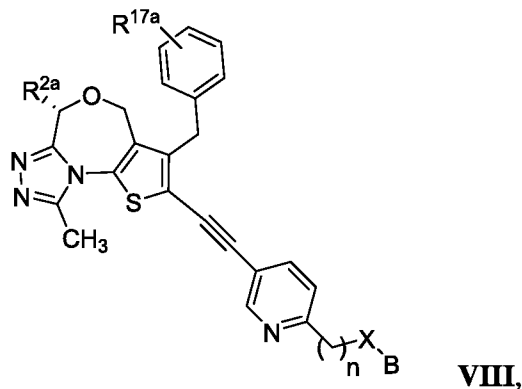
In another embodiment, wherein m is 0. In another embodiment, wherein n is 1, 2, 3, 4, or 5. In another embodiment, L is L-10. In another embodiment, L is L-11. In another embodiment, L is L-12. In another embodiment, L is L-13.

[0361] In another embodiment, the disclosure provides a method, e.g., METHOD A or METHOD B, for making a compound represented by Formula VII:



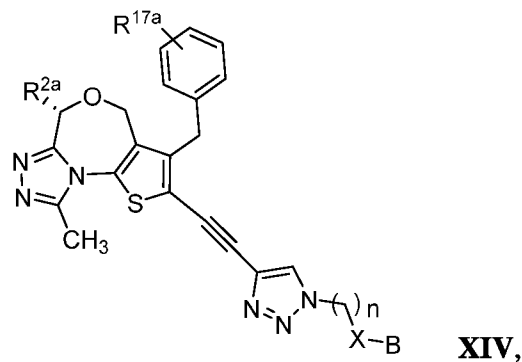
and the pharmaceutically acceptable salts or solvates thereof, wherein n is 2, 3, 4, or 5, and R^{2a} , R^{17a} , X , and B are as defined in connection with Formula VI.

[0362] In another embodiment, the disclosure provides a method, e.g., METHOD A or METHOD B, for making a compound represented by Formula VIII:



and the pharmaceutically acceptable salts or solvates thereof, wherein n is 2, 3, 4, or 5, and R^{2a} , R^{17a} , X , and B are as defined in connection with Formula VI.

[0363] In another embodiment, the disclosure provides a method, e.g., METHOD A or METHOD B, for making a compound represented by Formula XIV:

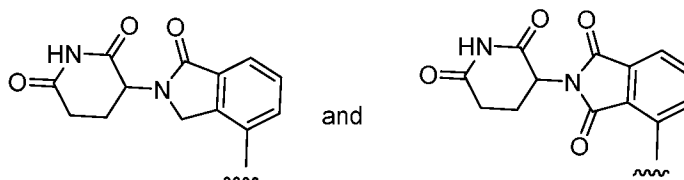


and the pharmaceutically acceptable salts or solvates thereof, wherein n is 2, 3, 4, or 5, and R^{2a} , R^{17a} , X , and B are as defined in connection with Formula VI.

[0364] In another embodiment, the disclosure provides a method, e.g., METHOD A or METHOD B, for making a compound represented by Formula VII, Formula VIII, or Formula XIV, and the pharmaceutically acceptable salts or solvates thereof, wherein R^{2a} is hydrogen. In another embodiment, R^{2a} is methyl.

[0365] In another embodiment, the disclosure provides a method, e.g., METHOD A or METHOD B, for making a compound represented by Formula VII, Formula VIII, or Formula XIV, and the pharmaceutically acceptable salts or solvates thereof, wherein X is selected from the group consisting of $-C\equiv C-$, $-CH_2-$, $-O-$, and $-N(H)-$. In another embodiment, X is $-C\equiv C-$. In another embodiment, X is $-CH_2-$. In another embodiment, X is $-O-$. In another embodiment, X is $-N(H)-$.

[0366] In another embodiment, the disclosure provides a method, e.g., METHOD A or METHOD B, for making a compound represented by any one of Formula I-VIII or XIV, wherein B is B-1. In another embodiment, A^1 is $-C(R^{16a})=$ and R^{16a} is selected from the group consisting of hydrogen and halo. In another embodiment, A^2 is $-C(R^{16b})=$ and R^{16b} is selected from the group consisting of hydrogen and halo. In another embodiment, A^3 is $-C(R^{16c})=$ and R^{16c} is selected from the group consisting of hydrogen and halo. In another embodiment, A^1 is $-N=$, A^2 is $-C(R^{16b})=$, and A^3 is $-C(R^{16c})=$. In another embodiment, A^1 is $-C(R^{16a})=$, A^2 is $-N=$, and A^3 is $-C(R^{16c})=$. In another embodiment, A^1 is $-C(R^{16a})=$, A^2 is $-C(R^{16b})=$ and A^3 is $-N=$. In another embodiment, Z is $-CH_2-$. In another embodiment, Z is $-C(=O)-$. In another embodiment, R^5 is hydrogen. In another embodiment, B-1 is selected from the group consisting of:



[0367] In another embodiment, the disclosure provides a method, e.g., METHOD A, for making a compound represented by any one of Formula I-VIII or XIV, wherein B is B-2.

[0368] In another embodiment, the disclosure provides a method, e.g., METHOD A, for making a compound represented by any one of Formula I-VIII or XIV, and the pharmaceutically acceptable salts or solvates thereof, wherein B is B-3.

[0369] Compounds of the Disclosure degrade BET bromodomain proteins and are useful in the treatment or prevention of a variety of diseases and conditions. In particular, Compounds of the Disclosure are useful in methods of treating or preventing a disease or condition wherein degradation BET bromodomain proteins provides a benefit, for example, cancers and proliferative diseases. The therapeutic methods of this disclosure comprise administering a therapeutically effective amount of a Compound of the Disclosure to an individual in need thereof. The present methods also encompass administering a second therapeutic agent to the individual in addition to the Compound of the Disclosure. The second therapeutic agent is selected from drugs known as useful in treating the disease or condition afflicting the individual in need thereof, e.g., a chemotherapeutic agent and/or radiation known as useful in treating a particular cancer. In one embodiment, the second therapeutic agent is a MCL-1 inhibitor. In another embodiment, the second therapeutic agent is a BCL-X_L inhibitor, e.g., ABT-199 (venetoclax).

[0370] Salts, hydrates, and solvates of the Compounds of the Disclosure can also be used in the methods disclosed herein. The present disclosure further includes all possible stereoisomers and geometric isomers of Compounds of the Disclosure to include both racemic compounds and optically active isomers. When a Compound of the Disclosure is desired as a single enantiomer, it can be obtained either by resolution of the final product or by stereospecific synthesis from either isomerically pure starting material or use of a chiral auxiliary reagent, for example, see Z. Ma et al., *Tetrahedron: Asymmetry*, 8(6), pages 883-888 (1997). Resolution of the final product, an intermediate, or a starting material can be achieved by any suitable method known in the art. Additionally, in situations where tautomers of the Compounds of the Disclosure are possible, the present disclosure is intended to include all tautomeric forms of the compounds.

[0371] The present disclosure encompasses the preparation and use of salts of Compounds of the Disclosure. As used herein, the pharmaceutical "pharmaceutically acceptable salt" refers to salts or zwitterionic forms of Compounds of the Disclosure. Salts of Compounds of the Disclosure can be prepared during the final isolation and purification of the compounds or separately by reacting the compound with an acid having a suitable cation. The pharmaceutically acceptable salts of Compounds of the Disclosure can be acid addition salts formed with pharmaceutically acceptable acids. Examples of acids which can be employed to form pharmaceutically acceptable salts

include inorganic acids such as nitric, boric, hydrochloric, hydrobromic, sulfuric, and phosphoric, and organic acids such as oxalic, maleic, succinic, and citric. Nonlimiting examples of salts of compounds of the disclosure include, but are not limited to, the hydrochloride, hydrobromide, hydroiodide, sulfate, bisulfate, 2-hydroxyethansulfonate, phosphate, hydrogen phosphate, acetate, adipate, alginate, aspartate, benzoate, bisulfate, butyrate, camphorate, camphorsulfonate, digluconate, glycerolphosphate, hemisulfate, heptanoate, hexanoate, formate, succinate, fumarate, maleate, ascorbate, isethionate, salicylate, methanesulfonate, mesitylenesulfonate, naphthylenesulfonate, nicotinate, 2-naphthalenesulfonate, oxalate, pamoate, pectinate, persulfate, 3-phenylpropionate, picrate, pivalate, propionate, trichloroacetate, trifluoroacetate, phosphate, glutamate, bicarbonate, paratoluenesulfonate, undecanoate, lactate, citrate, tartrate, gluconate, methanesulfonate, ethanedisulfonate, benzene sulfonate, and p-toluenesulfonate salts. In addition, available amino groups present in the compounds of the disclosure can be quaternized with methyl, ethyl, propyl, and butyl chlorides, bromides, and iodides; dimethyl, diethyl, dibutyl, and diamyl sulfates; decyl, lauryl, myristyl, and steryl chlorides, bromides, and iodides; and benzyl and phenethyl bromides. In light of the foregoing, any reference Compounds of the Disclosure appearing herein is intended to include compounds of Compounds of the Disclosure as well as pharmaceutically acceptable salts, hydrates, or solvates thereof.

[0372] The present disclosure encompasses the preparation and use of solvates of Compounds of the Disclosure. Solvates typically do not significantly alter the physiological activity or toxicity of the compounds, and as such may function as pharmacological equivalents. The term "solvate" as used herein is a combination, physical association and/or solvation of a compound of the present disclosure with a solvent molecule such as, e.g. a disolvate, monosolvate or hemisolvate, where the ratio of solvent molecule to compound of the present disclosure is about 2:1, about 1:1 or about 1:2, respectively. This physical association involves varying degrees of ionic and covalent bonding, including hydrogen bonding. In certain instances, the solvate can be isolated, such as when one or more solvent molecules are incorporated into the crystal lattice of a crystalline solid. Thus, "solvate" encompasses both solution-phase and isolatable solvates. Compounds of the Disclosure can be present as solvated forms with a pharmaceutically acceptable solvent, such as water, methanol, and ethanol, and it is intended that the disclosure includes both solvated and unsolvated forms of Compounds

of the Disclosure. One type of solvate is a hydrate. A "hydrate" relates to a particular subgroup of solvates where the solvent molecule is water. Solvates typically can function as pharmacological equivalents. Preparation of solvates is known in the art. See, for example, M. Caira *et al.*, *J. Pharmaceut. Sci.*, 93(3):601-611 (2004), which describes the preparation of solvates of fluconazole with ethyl acetate and with water. Similar preparation of solvates, hemisolvates, hydrates, and the like are described by van Tonder *et al.*, *AAPS Pharm. Sci. Tech.*, 5(1):Article 12 (2004), and A.L. Bingham *et al.*, *Chem. Commun.* 603-604 (2001). A typical, non-limiting, process of preparing a solvate would involve dissolving a Compound of the Disclosure in a desired solvent (organic, water, or a mixture thereof) at temperatures above 20°C to about 25°C, then cooling the solution at a rate sufficient to form crystals, and isolating the crystals by known methods, e.g., filtration. Analytical techniques such as infrared spectroscopy can be used to confirm the presence of the solvent in a crystal of the solvate.

[0373] The present disclosure provides Compounds of the Disclosure as BET bromodomain protein degraders for the treatment of a variety of diseases and conditions wherein degradation of BET bromodomain proteins has a beneficial effect. Compounds of the Disclosure typically have a binding affinity (IC_{50}) to BET bromodomains of less than 100 μM , e.g., less than 50 μM , less than 25 μM , and less than 5 μM , less than about 1 μM , less than about 0.5 μM , or less than about 0.1 μM . In one embodiment, the present disclosure relates to a method of treating an individual suffering from a disease or condition wherein degradation of BET bromodomain proteins provides a benefit comprising administering a therapeutically effective amount of a Compound of the Disclosure to an individual in need thereof.

[0374] Since Compounds of the Disclosure are degraders of one or more BET bromodomain proteins, a number of diseases and conditions mediated by BET bromodomain proteins can be treated by employing these compounds. The present disclosure is thus directed generally to a method for treating a condition or disorder responsive to degradation of BRD2, BRD3, BRD4, BRD-t, or an isoform or mutant thereof, in an animal, e.g., a human, suffering from, or at risk of suffering from, the condition or disorder, the method comprising administering to the animal an effective amount of one or more Compounds of the Disclosure. In one embodiment, the condition or disorder is responsive to degradation of BRD4.

[0375] The present disclosure is further directed to a method of degrading BET bromodomain proteins in an animal in need thereof, said method comprising administering to the animal an effective amount of at least one Compound of the Disclosure.

[0376] The methods of the present disclosure can be accomplished by administering a Compound of the Disclosure as the neat compound or as a pharmaceutical composition. Administration of a pharmaceutical composition, or neat compound of a Compound of the Disclosure, can be performed during or after the onset of the disease or condition of interest. Typically, the pharmaceutical compositions are sterile, and contain no toxic, carcinogenic, or mutagenic compounds that would cause an adverse reaction when administered. Further provided are kits comprising a Compound of the Disclosure and, optionally, a second therapeutic agent useful in the treatment of diseases and conditions wherein degradation of BET bromodomains provides a benefit, packaged separately or together, and an insert having instructions for using these active agents.

[0377] In one embodiment, a Compound of the Disclosure is administered in conjunction with a second therapeutic agent useful in the treatment of a disease or condition wherein degradation of BET bromodomain proteins provides a benefit. The second therapeutic agent is different from the Compound of the Disclosure. A Compound of the Disclosure and the second therapeutic agent can be administered simultaneously or sequentially to achieve the desired effect. In addition, the Compound of the Disclosure and second therapeutic agent can be administered from a single composition or two separate compositions.

[0378] The second therapeutic agent is administered in an amount to provide its desired therapeutic effect. The effective dosage range for each second therapeutic agent is known in the art, and the second therapeutic agent is administered to an individual in need thereof within such established ranges.

[0379] A Compound of the Disclosure and the second therapeutic agent can be administered together as a single-unit dose or separately as multi-unit doses, wherein the Compound of the Disclosure is administered before the second therapeutic agent or vice versa. One or more doses of the Compound of the Disclosure and/or one or more dose of the second therapeutic agent can be administered. The Compound of the Disclosure therefore can be used in conjunction with one or more second therapeutic agents, for example, but not limited to, anticancer agents.

[0380] Diseases and conditions treatable by the methods of the present disclosure include, but are not limited to, cancer and other proliferative disorders, inflammatory diseases, sepsis, autoimmune disease, and viral infection. In one embodiment, a human patient is treated with a Compound of the Disclosure, or a pharmaceutical composition comprising a Compound of the Disclosure, wherein the compound is administered in an amount sufficient to degrade BET bromodomain proteins in the patient.

[0381] In one embodiment, the disease to be treated or prevented by the Compound of the Disclosure is cancer. In another embodiment, the present disclosure provides a method of treating or preventing cancer in a subject in need thereof comprising administering a therapeutically effective amount of a Compound of the Disclosure to the subject. While not being limited to a specific mechanism, in some embodiments, Compounds of the Disclosure can treat or prevent cancer by degrading BET bromodomain proteins. Examples of treatable cancers include, but are not limited to, any one or more of the cancers of Table 3.

Table 3

adrenal cancer	lymphoepithelioma
acinic cell carcinoma	lymphoma
acoustic neuroma	acute lymphocytic leukemia
acral lentiginous melanoma	acute myelogenous leukemia
acrosioma	chronic lymphocytic leukemia
acute eosinophilic leukemia	liver cancer
acute erythroid leukemia	small cell lung cancer
acute lymphoblastic leukemia	non-small cell lung cancer
acute megakaryoblastic leukemia	MALT lymphoma
acute monocytic leukemia	malignant fibrous histiocyoma
acute promyelocytic leukemia	malignant peripheral nerve sheath tumor
adenocarcinoma	malignant triton tumor
adenoid cystic carcinoma	mantle cell lymphoma
adenoma	marginal zone B-cell lymphoma
adenomatoid odontogenic tumor	mast cell leukemia
adenosquamous carcinoma	mediastinal germ cell tumor
adipose tissue neoplasm	medullary carcinoma of the breast
adrenocortical carcinoma	medullary thyroid cancer,
adult T-cell leukemia/lymphoma	medulloblastoma
aggressive NK-cell leukemia	melanoma,
AIDS-related lymphoma	meningioma,
alveolar rhabdomyosarcoma	merkel cell cancer
alveolar soft part sarcoma	mesothelioma
ameloblastic fibroma	metastatic urothelial carcinoma

anaplastic large cell lymphoma	mixed Mullerian tumor
anaplastic thyroid cancer	mucinous tumor
angioimmunoblastic T-cell lymphoma,	multiple myeloma
angiomyolipoma	muscle tissue neoplasm
angiosarcoma	mycosis fungoides
astrocytoma	myxoid liposarcoma
atypical teratoid rhabdoid tumor	myxoma
B-cell chronic lymphocytic leukemia	myxosarcoma
B-cell prolymphocytic leukemia	nasopharyngeal carcinoma
B-cell lymphoma	neurinoma
basal cell carcinoma	neuroblastoma
biliary tract cancer	neurofibroma
bladder cancer	neuroma
blastoma	nodular melanoma
bone cancer	ocular cancer
Brenner tumor	oligoastrocytoma
Brown tumor	oligodendroglioma
Burkitt's lymphoma	oncocyoma
breast cancer	optic nerve sheath meningioma
brain cancer	optic nerve tumor
carcinoma	oral cancer
carcinoma in situ	osteosarcoma
carcinosarcoma	ovarian cancer
cartilage tumor	Pancoast tumor
cementoma	papillary thyroid cancer
myeloid sarcoma	paraganglioma
chondroma	pinealoblastoma
chordoma	pineocytoma
choriocarcinoma	pituicytoma
choroid plexus papilloma	pituitary adenoma
clear-cell sarcoma of the kidney	pituitary tumor
craniopharyngioma	plasmacytoma
cutaneous T-cell lymphoma	polyembryoma
cervical cancer	precursor T-lymphoblastic lymphoma
colorectal cancer	primary central nervous system lymphoma
Degos disease	primary effusion lymphoma
desmoplastic small round cell tumor	preprimary peritoneal cancer
diffuse large B-cell lymphoma	prostate cancer
dysembryoplastic neuroepithelial tumor,	pancreatic cancer
dysgerminoma	pharyngeal cancer
embryonal carcinoma	pseudomyxoma peritonei
endocrine gland neoplasm	renal cell carcinoma
endodermal sinus tumor	renal medullary carcinoma
enteropathy-associated T-cell lymphoma	retinoblastoma
esophageal cancer	rhabdomyoma
fetus in fetu	rhabdomyosarcoma
fibroma	Richter's transformation

fibrosarcoma	rectal cancer
follicular lymphoma	sarcoma
follicular thyroid cancer	Schwannomatosis
ganglioneuroma	seminoma
gastrointestinal cancer	Sertoli cell tumor
germ cell tumor	sex cord-gonadal stromal tumor
gestational choriocarcinoma	signet ring cell carcinoma
giant cell fibroblastoma	skin cancer
giant cell tumor of the bone	small blue round cell tumors
glial tumor	small cell carcinoma
glioblastoma multiforme	soft tissue sarcoma
glioma	somatostatinoma
gliomatosis cerebri	soot wart
glucagonoma	spinal tumor
gonadoblastoma	splenic marginal zone lymphoma
granulosa cell tumor	squamous cell carcinoma
gynandroblastoma	synovial sarcoma
gallbladder cancer	Sezary's disease
gastric cancer	small intestine cancer
hairy cell leukemia	squamous carcinoma
hemangioblastoma	stomach cancer
head and neck cancer	T-cell lymphoma
hemangiopericytoma	testicular cancer
hematological malignancy	thecoma
hepatoblastoma	thyroid cancer
hepatosplenic T-cell lymphoma	transitional cell carcinoma
Hodgkin's lymphoma	throat cancer
non-Hodgkin's lymphoma	urachal cancer
invasive lobular carcinoma	urogenital cancer
intestinal cancer	urothelial carcinoma
kidney cancer	uveal melanoma
laryngeal cancer	uterine cancer
lentigo maligna	verruccous carcinoma
lethal midline carcinoma	visual pathway glioma
leukemia	vulvar cancer
leydig cell tumor	vaginal cancer
liposarcoma	Waldenstrom's macroglobulinemia
lung cancer	Warthin's tumor
lymphangioma	Wilms' tumor
lymphangiosarcoma	

[0382] In another embodiment, the cancer is a leukemia, for example a leukemia selected from acute monocytic leukemia, acute myelogenous leukemia, chronic myelogenous leukemia, chronic lymphocytic leukemia and mixed lineage leukemia (MLL). In another embodiment the cancer is NUT-midline carcinoma. In another embodiment the cancer is

multiple myeloma. In another embodiment the cancer is a lung cancer such as small cell lung cancer (SCLC). In another embodiment the cancer is a neuroblastoma. In another embodiment the cancer is Burkitt's lymphoma. In another embodiment the cancer is cervical cancer. In another embodiment the cancer is esophageal cancer. In another embodiment the cancer is ovarian cancer. In another embodiment the cancer is colorectal cancer. In another embodiment, the cancer is prostate cancer. In another embodiment, the cancer is breast cancer. In another embodiment, the cancer is triple-negative breast cancer (TNBC).

[0383] In another embodiment, the present disclosure provides a method of treating a benign proliferative disorder, such as, but are not limited to, benign soft tissue tumors, bone tumors, brain and spinal tumors, eyelid and orbital tumors, granuloma, lipoma, meningioma, multiple endocrine neoplasia, nasal polyps, pituitary tumors, prolactinoma, pseudotumor cerebri, seborrheic keratoses, stomach polyps, thyroid nodules, cystic neoplasms of the pancreas, hemangiomas, vocal cord nodules, polyps, and cysts, Castleman disease, chronic pilonidal disease, dermatofibroma, pilar cyst, pyogenic granuloma, and juvenile polyposis syndrome.

[0384] Compounds of the Disclosure can also treat infectious and noninfectious inflammatory events and autoimmune and other inflammatory diseases by administration of an effective amount of a present compound to a mammal, in particular a human in need of such treatment. Examples of autoimmune and inflammatory diseases, disorders, and syndromes treated using the compounds and methods described herein include inflammatory pelvic disease, urethritis, skin sunburn, sinusitis, pneumonitis, encephalitis, meningitis, myocarditis, nephritis, osteomyelitis, myositis, hepatitis, gastritis, enteritis, dermatitis, gingivitis, appendicitis, pancreatitis, cholecystitis, agammaglobulinemia, psoriasis, allergy, Crohn's disease, irritable bowel syndrome, ulcerative colitis, Sjogren's disease, tissue graft rejection, hyperacute rejection of transplanted organs, asthma, allergic rhinitis, chronic obstructive pulmonary disease (COPD), autoimmune polyglandular disease (also known as autoimmune polyglandular syndrome), autoimmune alopecia, pernicious anemia, glomerulonephritis, dermatomyositis, multiple sclerosis, scleroderma, vasculitis, autoimmune hemolytic and thrombocytopenic states, Goodpasture's syndrome, atherosclerosis, Addison's disease, Parkinson's disease, Alzheimer's disease, Type I diabetes, septic shock, systemic lupus erythematosus (SLE), rheumatoid arthritis, psoriatic arthritis, juvenile arthritis, osteoarthritis, chronic idiopathic

thrombocytopenic purpura, Waldenstrom macroglobulinemia, myasthenia gravis, Hashimoto's thyroiditis, atopic dermatitis, degenerative joint disease, vitiligo, autoimmune hypopituitarism, Guillain-Barre syndrome, Behcet's disease, scleroderma, mycosis fungoides, acute inflammatory responses (such as acute respiratory distress syndrome and ischemia/reperfusion injury), and Graves' disease.

[0385] In another embodiment, the present disclosure provides a method of treating systemic inflammatory response syndromes, such as LPS-induced endotoxic shock and/or bacteria-induced sepsis by administration of an effective amount of a Compound of the Disclosure to a mammal, in particular a human in need of such treatment.

[0386] In another embodiment, the present disclosure provides a method for treating viral infections and diseases. Examples of viral infections and diseases treated using the compounds and methods described herein include episome-based DNA viruses including, but not limited to, human papillomavirus, Herpesvirus, Epstein-Barr virus, human immunodeficiency virus, hepatitis B virus, and hepatitis C virus.

[0387] In another embodiment, the present disclosure provides therapeutic method of modulating protein methylation, gene expression, cell proliferation, cell differentiation and/or apoptosis *in vivo* in diseases mentioned above, in particular cancer, inflammatory disease, and/or viral disease is provided by administering a therapeutically effective amount of a Compound of the Disclosure to a subject in need of such therapy.

[0388] In another embodiment, the present disclosure provides a method of regulating endogenous or heterologous promoter activity by contacting a cell with a Compound of the Disclosure.

[0389] In another embodiment, the disclosure provides procedures of personalized medicine for patients having cancer, e.g., triple-negative breast cancer ("TNBC"), leukemia, castration-resistant prostate cancer ("CRPC"), and encompasses the selection of treatment options with the highest likelihood of successful outcome for individual cancer patients. In another aspect, the disclosure relates to the use of an assay(s) to predict the treatment outcome, e.g., the likelihood of favorable responses or treatment success, in patients having cancer such as TNBC, leukemia, or CRPC.

[0390] In another embodiment, the disclosure provides methods of selecting a patient, e.g., human subject, for treatment of cancer with a Compound of the Disclosure, comprising obtaining a biological sample, e.g., blood cells, from the patient, testing a biological sample from the patient for the presence of a biomarker, and selecting the

patient for treatment if the biological sample contains the biomarker. In another embodiment, the methods further comprise administering a therapeutically effective amount of a Compound of the Disclosure to the patient if the biological sample contains the biomarker. Examples of biomarkers include, but are not limited to, overexpression of MCL-1, overexpression of BCL-X_L, and co-overexpression of MCL-1 and BCL-X_L.

[0391] In another embodiment, the disclosure provides methods predicting treatment outcomes in a patient having cancer, e.g., TNBC, leukemia, or CRPC, comprising obtaining a biological sample from the patient, testing the biological sample from the patient for the presence of a biomarker, e.g., overexpression of MCL-1, overexpression of BCL-X_L, and co-overexpression of MCL-1 and BCL-X_L, wherein the detection of the biomarker indicates the patient will respond favorably to administration of a therapeutically effective amount of a Compound of the Disclosure. Favorable responses include, but are not limited to, hematologic responses, e.g., normalization of blood counts in the patient - white blood cells, red blood cells, and platelets (detectable by simple blood tests); cytogenetic responses, e.g., reduction or disappearance of the number of Philadelphia chromosome-positive cells in the patient (detectable by standard laboratory methods) and/or molecular responses, e.g., reduction or disappearance in quantities of the abnormal BCR-ABL protein in the patient (detectable by PCR assays).

[0392] In another embodiment, the disclosure provides methods treating cancer, e.g., TNBC, leukemia, or CRPC, comprising administering a therapeutically effective amount of a Compound of the Disclosure to a patient, e.g., a human subject, with cancer in whom the patient's cells contain a biomarker, e.g., overexpression of MCL-1, overexpression of BCL-X_L, and co-overexpression of MCL-1 and BCL-X_L. In one embodiment, the patient is selected for treatment with a Compound of the Disclosure after the patient's cells have been determined to contain a biomarker.

[0393] In another embodiment, the method of treating a patient having cancer comprises obtaining a biological sample from the patient, determining whether the biological sample contains co-overexpression of MCL-1 and BCL-X_L, and administering to the patient a therapeutically effective amount a Compound of the Disclosure, if the biological sample contains co-overexpression of MCL-1 and BCL-X_L. In another embodiment, the method further comprises administering a therapeutically effective amount of a MCL-1 inhibitor, a therapeutically effective amount of a BCL-X_L inhibitor, or a therapeutically effective amount of both a MCL-1 inhibitor and BCL-X_L inhibitor.

[0394] The term "biomarker" as used herein refers to any biological compound, such as a protein, a fragment of a protein, a peptide, a polypeptide, a nucleic acid, etc. that can be detected and/or quantified in a patient in vivo or in a biological sample obtained from a patient. Furthermore, a biomarker can be the entire intact molecule, or it can be a portion or fragment thereof. In one embodiment, the expression level of the biomarker is measured. The expression level of the biomarker can be measured, for example, by detecting the protein or RNA (*e.g.*, mRNA) level of the biomarker. In some embodiments, portions or fragments of biomarkers can be detected or measured, for example, by an antibody or other specific binding agent. In some embodiments, a measurable aspect of the biomarker is associated with a given state of the patient, such as a particular stage of cancer. For biomarkers that are detected at the protein or RNA level, such measurable aspects may include, for example, the presence, absence, or concentration (*i.e.*, expression level) of the biomarker in a patient, or biological sample obtained from the patient. For biomarkers that are detected at the nucleic acid level, such measurable aspects may include, for example, allelic versions of the biomarker or type, rate, and/or degree of mutation of the biomarker, also referred to herein as mutation status.

[0395] For biomarkers that are detected based on expression level of protein or RNA, expression level measured between different phenotypic statuses can be considered different, for example, if the mean or median expression level of the biomarker in the different groups is calculated to be statistically significant. Common tests for statistical significance include, among others, t-test, ANOVA, Kruskal-Wallis, Wilcoxon, Mann-Whitney, Significance Analysis of Microarrays, odds ratio, etc. Biomarkers, alone or in combination, provide measures of relative likelihood that a subject belongs to one phenotypic status or another. Therefore, they are useful, *inter alia*, as markers for disease and as indicators that particular therapeutic treatment regimens will likely result in beneficial patient outcomes.

[0396] In one embodiment, the biomarker is MCL-1, BCL-X_L, or MCL-1 and BCL-X_L. In another embodiment, the measurable aspect of the MCL-1, BCL-X_L, or MCL-1 and BCL-X_L is overexpression status, *e.g.*, co-overexpression of MCL-1 and BCL-X_L.

[0397] Thus, in certain aspects of the disclosure, the biomarker is MCL-1, BCL-X_L, or MCL-1 and BCL-X_L which is differentially present in a subject of one phenotypic status (*e.g.*, a patient having cancer, *e.g.*, TNBC, with co-overexpression of MCL-1 and

BCL-X_L) as compared with another phenotypic status (*e.g.*, a normal undiseased patient or a patient having cancer without mutation-bearing cells).

[0398] In addition to individual biological compounds, *e.g.*, MCL-1, BCL-X_L, the term "biomarker" as used herein is meant to include groups or sets of multiple biological compounds. For example, the combination of MCL-1 and BCL-X_L may comprise a biomarker. Thus, a "biomarker" may comprise one, two, three, four, five, six, seven, eight, nine, ten, fifteen, twenty, twenty five, thirty, or more, biological compounds.

[0399] The determination of the expression level or mutation status of a biomarker in a patient can be performed using any of the many methods known in the art. Any method known in the art for quantitating specific proteins and/or detecting MCL-1 and/or BCL-X_L overexpression in a patient or a biological sample may be used in the methods of the disclosure. Examples include, but are not limited to, PCR (polymerase chain reaction), or RT-PCR, Northern blot, Western blot, ELISA (enzyme linked immunosorbent assay), RIA (radioimmunoassay), gene chip analysis of RNA expression, immunohistochemistry or immunofluorescence (See, *e.g.*, Slagle et al. Cancer 83:1401 (1998)). Certain embodiments of the disclosure include methods wherein biomarker RNA expression (transcription) is determined. Other embodiments of the disclosure include methods wherein protein expression in the biological sample is determined. See, for example, Harlow et al., Antibodies: A Laboratory Manual, Cold Spring Harbor Laboratory, Cold Spring Harbor, NY, (1988) and Ausubel et al., Current Protocols in Molecular Biology, John Wiley & Sons, New York 3rd Edition, (1995). For northern blot or RT-PCR analysis, RNA is isolated from the tumor tissue sample using RNase free techniques. Such techniques are commonly known in the art.

[0400] When quantified in a patient in vivo, the expression level of proteins such as MCL-1 or variants thereof may be determined by administering an antibody that binds specifically to MCL-1 (See, *e.g.*, U.S. Published Appl. No. 2006/0127945) and determining the extent of binding. The antibody may be detectably labeled, *e.g.*, with a radioisotope such as carbon-11, nitrogen-13, oxygen-15, and fluorine-18. The label may then be detected by positron emission tomography (PET).

[0401] In one embodiment of the disclosure, a biological sample is obtained from the patient and cells in the biopsy are assayed for determination of biomarker expression or mutation status.

[0402] In one embodiment of the disclosure, PET imaging is used to determine biomarker expression.

[0403] In another embodiment of the disclosure, Northern blot analysis of biomarker transcription in a tumor cell sample is performed. Northern analysis is a standard method for detection and/or quantitation of mRNA levels in a sample. Initially, RNA is isolated from a sample to be assayed using Northern blot analysis. In the analysis, the RNA samples are first separated by size via electrophoresis in an agarose gel under denaturing conditions. The RNA is then transferred to a membrane, crosslinked and hybridized with a labeled probe. Typically, Northern hybridization involves polymerizing radiolabeled or nonisotopically labeled DNA, in vitro, or generation of oligonucleotides as hybridization probes. Typically, the membrane holding the RNA sample is prehybridized or blocked prior to probe hybridization to prevent the probe from coating the membrane and, thus, to reduce non-specific background signal. After hybridization, typically, unhybridized probe is removed by washing in several changes of buffer. Stringency of the wash and hybridization conditions can be designed, selected and implemented by any practitioner of ordinary skill in the art. Detection is accomplished using detectably labeled probes and a suitable detection method. Radiolabeled and non-radiolabeled probes and their use are well known in the art. The presence and or relative levels of expression of the biomarker being assayed can be quantified using, for example, densitometry.

[0404] In another embodiment of the disclosure, biomarker expression and/or mutation status is determined using RT-PCR. RT-PCR allows detection of the progress of a PCR amplification of a target gene in real time. Design of the primers and probes required to detect expression and/or mutation status of a biomarker of the disclosure is within the skill of a practitioner of ordinary skill in the art. RT-PCR can be used to determine the level of RNA encoding a biomarker of the disclosure in a tumor tissue sample. In an embodiment of the disclosure, RNA from the biological sample is isolated, under RNase free conditions, then converted to DNA by treatment with reverse transcriptase. Methods for reverse transcriptase conversion of RNA to DNA are well known in the art. A description of PCR is provided in the following references: Mullis et al., *Cold Spring Harbor Symp. Quant. Biol.* 51:263 (1986); EP 50,424; EP 84,796; EP 258,017; EP 237,362; EP 201,184; U.S. Patent Nos. 4,683,202; 4,582,788; 4,683,194.

[0405] RT-PCR probes depend on the 5'-3' nuclease activity of the DNA polymerase used for PCR to hydrolyze an oligonucleotide that is hybridized to the target amplicon

(biomarker gene). RT-PCR probes are oligonucleotides that have a fluorescent reporter dye attached to the 5' end and a quencher moiety coupled to the 3' end (or vice versa). These probes are designed to hybridize to an internal region of a PCR product. In the unhybridized state, the proximity of the fluor and the quench molecules prevents the detection of fluorescent signal from the probe. During PCR amplification, when the polymerase replicates a template on which an RT-PCR probe is bound, the 5'-3' nuclease activity of the polymerase cleaves the probe. This decouples the fluorescent and quenching dyes and FRET no longer occurs. Thus, fluorescence increases in each cycle, in a manner proportional to the amount of probe cleavage. Fluorescence signal emitted from the reaction can be measured or followed over time using equipment which is commercially available using routine and conventional techniques.

[0406] In still another embodiment of the disclosure, expression of proteins encoded by biomarkers are detected by western blot analysis. A western blot (also known as an immunoblot) is a method for protein detection in a given sample of tissue homogenate or extract. It uses gel electrophoresis to separate denatured proteins by mass. The proteins are then transferred out of the gel and onto a membrane (*e.g.*, nitrocellulose or polyvinylidene fluoride (PVDF)), where they are detected using a primary antibody that specifically bind to the protein. The bound antibody can then be detected by a secondary antibody that is conjugated with a detectable label (*e.g.*, biotin, horseradish peroxidase or alkaline phosphatase). Detection of the secondary label signal indicates the presence of the protein.

[0407] In still another embodiment of the disclosure, the expression of a protein encoded by a biomarker is detected by enzyme-linked immunosorbent assay (ELISA). In one embodiment of the disclosure, "sandwich ELISA" comprises coating a plate with a capture antibody; adding sample wherein any antigen present binds to the capture antibody; adding a detecting antibody which also binds the antigen; adding an enzyme-linked secondary antibody which binds to the detecting antibody; and adding substrate which is converted by an enzyme on the secondary antibody to a detectable form. Detection of the signal from the secondary antibody indicates presence of the biomarker antigen protein.

[0408] In still another embodiment of the disclosure, the expression of a biomarker is evaluated by use of a gene chip or microarray. Such techniques are within ordinary skill held in the art.

[0409] The term "biological sample" as used herein refers any tissue or fluid from a patient that is suitable for detecting a biomarker, such as MCL-1 and/or BCL-X_L expression status. Examples of useful biological samples include, but are not limited to, biopsied tissues and/or cells, *e.g.*, solid tumor, lymph gland, inflamed tissue, tissue and/or cells involved in a condition or disease, blood, plasma, serous fluid, cerebrospinal fluid, saliva, urine, lymph, cerebral spinal fluid, and the like. Other suitable biological samples will be familiar to those of ordinary skill in the relevant arts. A biological sample can be analyzed for biomarker expression and/or mutation using any technique known in the art and can be obtained using techniques that are well within the scope of ordinary knowledge of a clinical practitioner. In one embodiment of the disclosure, the biological sample comprises blood cells.

[0410] The present disclosure provides the following particular embodiments with respect to personalized medicine for patients having cancer:

[0411] Embodiment I: A method of treating a patient having cancer, the method comprising administering a therapeutically effective amount of a Compound of the Disclosure to the patient, wherein cells of the patient contain a biomarker, and the biomarker is overexpression of MCL-1, overexpression of BCL-X_L, or co-overexpression of MCL-1 and BCL-X_L.

[0412] Embodiment II: A method of treating a patient having cancer, the method comprising:

[0413] (a) determining the expression level of MCL-1, BCL-X_L, or MCL-1 and BCL-X_L, in a biological sample from the patient, and when the expression level is determined to be higher than that of a control sample, *e.g.*, a sample from a normal undiseased patient or a patient having cancer without overexpression of MCL-1, BCL-X_L, or MCL-1 and BCL-X_L,

[0414] (b) administering to the patient a therapeutically effective amount of a Compound of the Disclosure.

[0415] Embodiment III: A method for treating a cancer that overexpresses MCL-1, BCL-X_L, or MCL-1 and BCL-X_L, in a patient, the method comprising administering to the patient a therapeutically effective amount of a Compound of the Disclosure.

[0416] Embodiment IV: The method of any one of Embodiments I-III, wherein at least one additional anticancer agent is administered to the patient.

- [0417] Embodiment V: The method of Embodiment IV, wherein the at least one additional anticancer agent is a BCL-X_L inhibitor, e.g., ABT-199.
- [0418] Embodiment V: The method of Embodiment IV, wherein the at least one additional anticancer is agent a MCL-1 inhibitor.
- [0419] Embodiment VI: A method of treating a human patient having TNBC, the method comprising:
- [0420] (a) obtaining a biological sample from the patient;
- [0421] (b) determining whether to biological sample co-overexpresses MCL-1 and BCL-X_L; and
- [0422] (c) administering to the patient a therapeutically effective amount a Compound of the Disclosure if the biological sample indicates co-overexpression of MCL-1 and BCL-X_L.
- [0423] In methods of the present disclosure, a therapeutically effective amount of a Compound of the Disclosure, typically formulated in accordance with pharmaceutical practice, is administered to a human being in need thereof. Whether such a treatment is indicated depends on the individual case and is subject to medical assessment (diagnosis) that takes into consideration signs, symptoms, and/or malfunctions that are present, the risks of developing particular signs, symptoms and/or malfunctions, and other factors.
- [0424] A Compound of the Disclosure can be administered by any suitable route, for example by oral, buccal, inhalation, sublingual, rectal, vaginal, intracisternal or intrathecal through lumbar puncture, transurethral, nasal, percutaneous, i.e., transdermal, or parenteral (including intravenous, intramuscular, subcutaneous, intracoronary, intradermal, intramammary, intraperitoneal, intraarticular, intrathecal, retrobulbar, intrapulmonary injection and/or surgical implantation at a particular site) administration. Parenteral administration can be accomplished using a needle and syringe or using a high pressure technique.
- [0425] Pharmaceutical compositions include those wherein a Compound of the Disclosure is administered in an effective amount to achieve its intended purpose. The exact formulation, route of administration, and dosage is determined by an individual physician in view of the diagnosed condition or disease. Dosage amount and interval can be adjusted individually to provide levels of a Compound of the Disclosure that is sufficient to maintain therapeutic effects.

[0426] Toxicity and therapeutic efficacy of the Compounds of the Disclosure can be determined by standard pharmaceutical procedures in cell cultures or experimental animals, e.g., for determining the maximum tolerated dose (MTD) of a compound, which defines as the highest dose that causes no toxicity in animals. The dose ratio between the maximum tolerated dose and therapeutic effects (e.g. inhibiting of tumor growth) is the therapeutic index. The dosage can vary within this range depending upon the dosage form employed, and the route of administration utilized. Determination of a therapeutically effective amount is well within the capability of those skilled in the art, especially in light of the detailed disclosure provided herein.

[0427] A therapeutically effective amount of a Compound of the Disclosure required for use in therapy varies with the nature of the condition being treated, the length of time that activity is desired, and the age and the condition of the patient, and ultimately is determined by the attendant physician. Dosage amounts and intervals can be adjusted individually to provide plasma levels of the BET bromodomain protein degrader that are sufficient to maintain the desired therapeutic effects. The desired dose conveniently can be administered in a single dose, or as multiple doses administered at appropriate intervals, for example as one, two, three, four or more subdoses per day. Multiple doses often are desired, or required. For example, a Compound of the Disclosure can be administered at a frequency of: four doses delivered as one dose per day at four-day intervals (q4d x 4); four doses delivered as one dose per day at three-day intervals (q3d x 4); one dose delivered per day at five-day intervals (qd x 5); one dose per week for three weeks (qwk3); five daily doses, with two days rest, and another five daily doses (5/2/5); or, any dose regimen determined to be appropriate for the circumstance.

[0428] A Compound of the Disclosure used in a method of the present disclosure can be administered in an amount of about 0.005 to about 500 milligrams per dose, about 0.05 to about 250 milligrams per dose, or about 0.5 to about 100 milligrams per dose. For example, a Compound of the Disclosure can be administered, per dose, in an amount of about 0.005, 0.05, 0.5, 5, 10, 20, 30, 40, 50, 100, 150, 200, 250, 300, 350, 400, 450, or 500 milligrams, including all doses between 0.005 and 500 milligrams.

[0429] The dosage of a composition containing a Compound of the Disclosure, or a composition containing the same, can be from about 1 ng/kg to about 200 mg/kg, about 1 µg/kg to about 100 mg/kg, or about 1 mg/kg to about 50 mg/kg. The dosage of a composition can be at any dosage including, but not limited to, about 1 µg/kg. The

dosage of a composition may be at any dosage including, but not limited to, about 1 µg/kg, about 10 µg/kg, about 25 µg/kg, about 50 µg/kg, about 75 µg/kg, about 100 µg/kg, about 125 µg/kg, about 150 µg/kg, about 175 µg/kg, about 200 µg/kg, about 225 µg/kg, about 250 µg/kg, about 275 µg/kg, about 300 µg/kg, about 325 µg/kg, about 350 µg/kg, about 375 µg/kg, about 400 µg/kg, about 425 µg/kg, about 450 µg/kg, about 475 µg/kg, about 500 µg/kg, about 525 µg/kg, about 550 µg/kg, about 575 µg/kg, about 600 µg/kg, about 625 µg/kg, about 650 µg/kg, about 675 µg/kg, about 700 µg/kg, about 725 µg/kg, about 750 µg/kg, about 775 µg/kg, about 800 µg/kg, about 825 µg/kg, about 850 µg/kg, about 875 µg/kg, about 900 µg/kg, about 925 µg/kg, about 950 µg/kg, about 975 µg/kg, about 1 mg/kg, about 5 mg/kg, about 10 mg/kg, about 15 mg/kg, about 20 mg/kg, about 25 mg/kg, about 30 mg/kg, about 35 mg/kg, about 40 mg/kg, about 45 mg/kg, about 50 mg/kg, about 60 mg/kg, about 70 mg/kg, about 80 mg/kg, about 90 mg/kg, about 100 mg/kg, about 125 mg/kg, about 150 mg/kg, about 175 mg/kg, about 200 mg/kg, or more. The above dosages are exemplary of the average case, but there can be individual instances in which higher or lower dosages are merited, and such are within the scope of this disclosure. In practice, the physician determines the actual dosing regimen that is most suitable for an individual patient, which can vary with the age, weight, and response of the particular patient.

[0430] As stated above, a Compound of the Disclosure can be administered in combination with a second therapeutically active agent. In some embodiments, the second therapeutic agent is an epigenetic drug. As used herein, the term "epigenetic drug" refers to a therapeutic agent that targets an epigenetic regulator. Examples of epigenetic regulators include the histone lysine methyltransferases, histone arginine methyltransferases, histone demethylases, histone deacetylases, histone acetylases, and DNA methyltransferases. Histone deacetylase inhibitors include, but are not limited to, vorinostat.

[0431] In another embodiment, chemotherapeutic agents or other anti-proliferative agents can be combined with Compound of the Disclosure to treat proliferative diseases and cancer. Examples of therapies and anticancer agents that can be used in combination with Compounds of the Disclosure include surgery, radiotherapy (e.g., gamma-radiation, neutron beam radiotherapy, electron beam radiotherapy, proton therapy, brachytherapy, and systemic radioactive isotopes), endocrine therapy, a biologic response modifier (e.g., an interferon, an interleukin, tumor necrosis factor (TNF), hyperthermia and

cryotherapy, an agent to attenuate any adverse effect (e.g., an antiemetic), and any other approved chemotherapeutic drug.

[0432] Examples of antiproliferative compounds include, but are not limited to, an aromatase inhibitor; an anti-estrogen; an anti-androgen; a gonadorelin agonist; a topoisomerase I inhibitor; a topoisomerase II inhibitor; a microtubule active agent; an alkylating agent; a retinoid, a carotenoid, or a tocopherol; a cyclooxygenase inhibitor; an MMP inhibitor; an mTOR inhibitor; an antimetabolite; a platinum compound; a methionine aminopeptidase inhibitor; a bisphosphonate; an antiproliferative antibody; a heparanase inhibitor; an inhibitor of Ras oncogenic isoforms; a telomerase inhibitor; a proteasome inhibitor; a compound used in the treatment of hematologic malignancies; a Flt-3 inhibitor; an Hsp90 inhibitor; a kinesin spindle protein inhibitor; a MEK inhibitor; an antitumor antibiotic; a nitrosourea; a compound targeting/decreasing protein or lipid kinase activity, a compound targeting/decreasing protein or lipid phosphatase activity, or any further anti-angiogenic compound.

[0433] Nonlimiting exemplary aromatase inhibitors include, but are not limited to, steroids, such as atamestane, exemestane, and formestane, and non-steroids, such as aminoglutethimide, roglethimide, pyridoglutethimide, trilostane, testolactone, ketokonazole, vorozole, fadrozole, anastrozole, and letrozole.

[0434] Nonlimiting anti-estrogens include, but are not limited to, tamoxifen, fulvestrant, raloxifene, and raloxifene hydrochloride. Anti-androgens include, but are not limited to, bicalutamide. Gonadorelin agonists include, but are not limited to, abarelix, goserelin, and goserelin acetate.

[0435] Exemplary topoisomerase I inhibitors include, but are not limited to, topotecan, gimatecan, irinotecan, camptothecin and its analogues, 9-nitrocamptothecin, and the macromolecular camptothecin conjugate PNU-166148. Topoisomerase II inhibitors include, but are not limited to, anthracyclines, such as doxorubicin, daunorubicin, epirubicin, idarubicin, and nemorubicin; anthraquinones, such as mitoxantrone and losoxantrone; and podophillotoxines, such as etoposide and teniposide.

[0436] Microtubule active agents include microtubule stabilizing, microtubule destabilizing compounds, and microtubulin polymerization inhibitors including, but not limited to, taxanes, such as paclitaxel and docetaxel; vinca alkaloids, such as vinblastine, vinblastine sulfate, vincristine, and vincristine sulfate, and vinorelbine; discodermolides; cochicine and epothilones and derivatives thereof.

- [0437] Exemplary nonlimiting alkylating agents include cyclophosphamide, ifosfamide, melphalan, and nitrosoureas, such as carmustine and lomustine.
- [0438] Exemplary nonlimiting cyclooxygenase inhibitors include Cox-2 inhibitors, 5-alkyl substituted 2-arylaminophenylacetic acid and derivatives, such as celecoxib, rofecoxib, etoricoxib, valdecoxib, or a 5-alkyl-2-arylaminophenylacetic acid, such as lumiracoxib.
- [0439] Exemplary nonlimiting matrix metalloproteinase inhibitors ("MMP inhibitors") include collagen peptidomimetic and nonpeptidomimetic inhibitors, tetracycline derivatives, batimastat, marimastat, prinomastat, metastat, BMS-279251, BAY 12-9566, TAA211, MMI270B, and AAJ996.
- [0440] Exemplary nonlimiting mTOR inhibitors include compounds that inhibit the mammalian target of rapamycin (mTOR) and possess antiproliferative activity such as sirolimus, everolimus, CCI-779, and ABT578.
- [0441] Exemplary nonlimiting antimetabolites include 5-fluorouracil (5-FU), capecitabine, gemcitabine, DNA demethylating compounds, such as 5-azacytidine and decitabine, methotrexate and edatrexate, and folic acid antagonists, such as pemetrexed.
- [0442] Exemplary nonlimiting platin compounds include carboplatin, cis-platin, cisplatinum, and oxaliplatin.
- [0443] Exemplary nonlimiting methionine aminopeptidase inhibitors include bengamide or a derivative thereof and PPI-2458.
- [0444] Exemplary nonlimiting bisphosphonates include etridronic acid, clodronic acid, tiludronic acid, pamidronic acid, alendronic acid, ibandronic acid, risedronic acid, and zoledronic acid.
- [0445] Exemplary nonlimiting antiproliferative antibodies include trastuzumab, trastuzumab-DM1, cetuximab, bevacizumab, rituximab, PR064553, and 2C4. The term "antibody" includes intact monoclonal antibodies, polyclonal antibodies, multispecific antibodies formed from at least two intact antibodies, and antibody fragments, so long as they exhibit the desired biological activity.
- [0446] Exemplary nonlimiting heparanase inhibitors include compounds that target, decrease, or inhibit heparin sulfate degradation, such as PI-88 and OGT2115.
- [0447] The term "an inhibitor of Ras oncogenic isoforms," such as H-Ras, K-Ras, or N-Ras, as used herein refers to a compound which targets, decreases, or inhibits the

oncogenic activity of Ras, for example, a farnesyl transferase inhibitor, such as L-744832, DK8G557, tipifarnib, and lonafarnib.

[0448] Exemplary nonlimiting telomerase inhibitors include compounds that target, decrease, or inhibit the activity of telomerase, such as compounds that inhibit the telomerase receptor, such as telomestatin.

[0449] Exemplary nonlimiting proteasome inhibitors include compounds that target, decrease, or inhibit the activity of the proteasome including, but not limited to, bortezomid.

[0450] The phrase "compounds used in the treatment of hematologic malignancies" as used herein includes FMS-like tyrosine kinase inhibitors, which are compounds targeting, decreasing or inhibiting the activity of FMS-like tyrosine kinase receptors (Flt-3R); interferon, I- β -D-arabinofuransylcytosine (ara-c), and bisulfan; and ALK inhibitors, which are compounds which target, decrease, or inhibit anaplastic lymphoma kinase.

[0451] Exemplary nonlimiting Flt-3 inhibitors include PKC412, midostaurin, a staurosporine derivative, SU11248, and MLN518.

[0452] Exemplary nonlimiting HSP90 inhibitors include compounds targeting, decreasing, or inhibiting the intrinsic ATPase activity of HSP90; or degrading, targeting, decreasing or inhibiting the HSP90 client proteins via the ubiquitin proteasome pathway. Compounds targeting, decreasing or inhibiting the intrinsic ATPase activity of HSP90 are especially compounds, proteins, or antibodies that inhibit the ATPase activity of HSP90, such as 17-allylamino,17-demethoxygeldanamycin (17AAG), a geldanamycin derivative; other geldanamycin related compounds; radicicol and HDAC inhibitors.

[0453] The phrase "a compound targeting/decreasing a protein or lipid kinase activity; or a protein or lipid phosphatase activity; or any further anti-angiogenic compound" as used herein includes a protein tyrosine kinase and/or serine and/or threonine kinase inhibitor or lipid kinase inhibitor, such as a) a compound targeting, decreasing, or inhibiting the activity of the platelet- derived growth factor-receptors (PDGFR), such as a compound that targets, decreases, or inhibits the activity of PDGFR, such as an N-phenyl-2-pyrimidine-amine derivatives, such as imatinib, SU101, SU6668, and GFB-111; b) a compound targeting, decreasing, or inhibiting the activity of the fibroblast growth factor-receptors (FGFR); c) a compound targeting, decreasing, or inhibiting the activity of the insulin-like growth factor receptor I (IGF-IR), such as a compound that targets, decreases, or inhibits the activity of IGF-IR; d) a compound targeting, decreasing, or

inhibiting the activity of the Trk receptor tyrosine kinase family, or ephrin B4 inhibitors; e) a compound targeting, decreasing, or inhibiting the activity of the Axl receptor tyrosine kinase family; f) a compound targeting, decreasing, or inhibiting the activity of the Ret receptor tyrosine kinase; g) a compound targeting, decreasing, or inhibiting the activity of the Kit/SCFR receptor tyrosine kinase, such as imatinib; h) a compound targeting, decreasing, or inhibiting the activity of the c-Kit receptor tyrosine kinases, such as imatinib; i) a compound targeting, decreasing, or inhibiting the activity of members of the c-Abl family, their gene-fusion products (e.g. Bcr-Abl kinase) and mutants, such as an N-phenyl-2-pyrimidine-amine derivative, such as imatinib or nilotinib; PD180970; AG957; NSC 680410; PD173955; or dasatinib; j) a compound targeting, decreasing, or inhibiting the activity of members of the protein kinase C (PKC) and Raf family of serine/threonine kinases, members of the MEK, SRC, JAK, FAK, PDK1, PKB/Akt, and Ras/MAPK family members, and/or members of the cyclin-dependent kinase family (CDK), such as a staurosporine derivative disclosed in U.S. Patent No. 5,093,330, such as midostaurin; examples of further compounds include UCN-01, safinolol, BAY 43-9006, bryostatin 1, perifosine; ilmofosine; RO 318220 and RO 320432; GO 6976; Isis 3521; LY333531/LY379196; a isochinoline compound; a farnesyl transferase inhibitor; PD184352 or QAN697, or AT7519; k) a compound targeting, decreasing or inhibiting the activity of a protein-tyrosine kinase, such as imatinib mesylate or a tyrphostin, such as Tyrphostin A23/RG-50810; AG 99; Tyrphostin AG 213; Tyrphostin AG 1748; Tyrphostin AG 490; Tyrphostin B44; Tyrphostin B44 (+) enantiomer; Tyrphostin AG 555; AG 494; Tyrphostin AG 556, AG957 and adaphostin (4-[(2,5-dihydroxyphenyl)methyl]amino}-benzoic acid adamantyl ester; NSC 680410, adaphostin); l) a compound targeting, decreasing, or inhibiting the activity of the epidermal growth factor family of receptor tyrosine kinases (EGFR, ErbB2, ErbB3, ErbB4 as homo- or heterodimers) and their mutants, such as CP 358774, ZD 1839, ZM 105180; trastuzumab, cetuximab, gefitinib, erlotinib, OSI-774, CI-1033, EKB-569, GW-2016, antibodies EL1, E2.4, E2.5, E6.2, E6.4, E2.11, E6.3 and E7.6.3, and 7H-pyrrolo-[2,3-d]pyrimidine derivatives; and m) a compound targeting, decreasing, or inhibiting the activity of the c-Met receptor.

[0454] Exemplary compounds that target, decrease, or inhibit the activity of a protein or lipid phosphatase include inhibitors of phosphatase 1, phosphatase 2A, or CDC25, such as okadaic acid or a derivative thereof.

- [0455] Further anti-angiogenic compounds include compounds having another mechanism for their activity unrelated to protein or lipid kinase inhibition, e.g., thalidomide and TNP-470.
- [0456] Additional, nonlimiting, exemplary chemotherapeutic compounds, one or more of which may be used in combination with a present BET bromodomain degrader, include: daunorubicin, adriamycin, Ara-C, VP-16, teniposide, mitoxantrone, idarubicin, carboplatinum, PKC412, 6-mercaptopurine (6-MP), fludarabine phosphate, octreotide, SOM230, FTY720, 6-thioguanine, cladribine, 6-mercaptopurine, pentostatin, hydroxyurea, 2-hydroxy-1H-isoindole-1,3-dione derivatives, 1-(4-chloroanilino)-4-(4-pyridylmethyl)phthalazine or a pharmaceutically acceptable salt thereof, 1-(4-chloroanilino)-4-(4-pyridylmethyl)phthalazine succinate, angiostatin, endostatin, anthranilic acid amides, ZD4190, ZD6474, SU5416, SU6668, bevacizumab, rhuMAb, rhuFab, macugon; FLT-4 inhibitors, FLT-3 inhibitors, VEGFR-2 IgG1 antibody, RPI 4610, bevacizumab, porfimer sodium, anecortave, triamcinolone, hydrocortisone, 11 - α -epihydrocortisol, cortex olone, 17 α -hydroxyprogesterone, corticosterone, desoxycorticosterone, testosterone, estrone, dexamethasone, fluocinolone, a plant alkaloid, a hormonal compound and/or antagonist, a biological response modifier, such as a lymphokine or interferon, an antisense oligonucleotide or oligonucleotide derivative, shRNA, and siRNA.
- [0457] Other examples of second therapeutic agents, one or more of which a present BET bromodomain degrader also can be combined, include, but are not limited to: a treatment for Alzheimer's Disease, such as donepezil and rivastigmine; a treatment for Parkinson's Disease, such as L-DOPA/carbidopa, entacapone, ropinrole, pramipexole, bromocriptine, pergolide, trihexephendyl, and amantadine; an agent for treating multiple sclerosis (MS) such as beta interferon (e.g., AVONEX® and REBIF®), glatiramer acetate, and mitoxantrone; a treatment for asthma, such as albuterol and montelukast; an agent for treating schizophrenia, such as zyprexa, risperdal, seroquel, and haloperidol; an anti-inflammatory agent, such as a corticosteroid, a TNF blocker, IL-1 RA, azathioprine, cyclophosphamide, and sulfasalazine; an immunomodulatory agent, including immunosuppressive agents, such as cyclosporin, tacrolimus, rapamycin, mycophenolate mofetil, an interferon, a corticosteroid, cyclophosphamide, azathioprine, and sulfasalazine; a neurotrophic factor, such as an acetylcholinesterase inhibitor, an MAO inhibitor, an interferon, an anti-convulsant, an ion channel blocker, riluzole, or an anti-

Parkinson's agent; an agent for treating cardiovascular disease, such as a beta-blocker, an ACE inhibitor, a diuretic, a nitrate, a calcium channel blocker, or a statin; an agent for treating liver disease, such as a corticosteroid, cholestyramine, an interferon, and an anti-viral agent; an agent for treating blood disorders, such as a corticosteroid, an anti-leukemic agent, or a growth factor; or an agent for treating immunodeficiency disorders, such as gamma globulin.

[0458] The above-mentioned second therapeutically active agents, one or more of which can be used in combination with a Compound of the Disclosure, are prepared and administered as described in the art.

[0459] Compounds of the Disclosure typically are administered in admixture with a pharmaceutical carrier selected with regard to the intended route of administration and standard pharmaceutical practice. Pharmaceutical compositions for use in accordance with the present disclosure are formulated in a conventional manner using one or more physiologically acceptable carriers comprising excipients and/or auxiliaries that facilitate processing of Compound of the Disclosure.

[0460] These pharmaceutical compositions can be manufactured, for example, by conventional mixing, dissolving, granulating, dragee-making, emulsifying, encapsulating, entrapping, or lyophilizing processes. Proper formulation is dependent upon the route of administration chosen. When a therapeutically effective amount of the Compound of the Disclosure is administered orally, the composition typically is in the form of a tablet, capsule, powder, solution, or elixir. When administered in tablet form, the composition additionally can contain a solid carrier, such as a gelatin or an adjuvant. The tablet, capsule, and powder contain about 0.01% to about 95%, and preferably from about 1% to about 50%, of a Compound of the Disclosure. When administered in liquid form, a liquid carrier, such as water, petroleum, or oils of animal or plant origin, can be added. The liquid form of the composition can further contain physiological saline solution, dextrose or other saccharide solutions, or glycols. When administered in liquid form, the composition contains about 0.1% to about 90%, and preferably about 1% to about 50%, by weight, of a Compound of the Disclosure.

[0461] When a therapeutically effective amount of a Compound of the Disclosure is administered by intravenous, cutaneous, or subcutaneous injection, the composition is in the form of a pyrogen-free, parenterally acceptable aqueous solution. The preparation of such parenterally acceptable solutions, having due regard to pH, isotonicity, stability, and

the like, is within the skill in the art. A preferred composition for intravenous, cutaneous, or subcutaneous injection typically contains, an isotonic vehicle.

[0462] Compounds of the Disclosure can be readily combined with pharmaceutically acceptable carriers well-known in the art. In one embodiment, a pharmaceutical composition comprising a Compound of the Disclosure, or a pharmaceutically acceptable salt or hydrate thereof, and a pharmaceutically acceptable carrier, is provided. Standard pharmaceutical carriers are described in Remington's Pharmaceutical Sciences, Mack Publishing Co., Easton, PA, 19th ed. 1995. Such carriers enable the active agents to be formulated as tablets, pills, dragees, capsules, liquids, gels, syrups, slurries, suspensions and the like, for oral ingestion by a patient to be treated. Pharmaceutical preparations for oral use can be obtained by adding the Compound of the Disclosure to a solid excipient, optionally grinding the resulting mixture, and processing the mixture of granules, after adding suitable auxiliaries, if desired, to obtain tablets or dragee cores. Suitable excipients include, for example, fillers and cellulose preparations. If desired, disintegrating agents can be added.

[0463] Compound of the Disclosure can be formulated for parenteral administration by injection, e.g., by bolus injection or continuous infusion. Formulations for injection can be presented in unit dosage form, e.g., in ampules or in multidose containers, with an added preservative. The compositions can take such forms as suspensions, solutions, or emulsions in oily or aqueous vehicles, and can contain formulatory agents such as suspending, stabilizing, and/or dispersing agents.

[0464] Pharmaceutical compositions for parenteral administration include aqueous solutions of the active agent in water-soluble form. Additionally, suspensions of a Compound of the Disclosure can be prepared as appropriate oily injection suspensions. Suitable lipophilic solvents or vehicles include fatty oils or synthetic fatty acid esters. Aqueous injection suspensions can contain substances which increase the viscosity of the suspension. Optionally, the suspension also can contain suitable stabilizers or agents that increase the solubility of the compounds and allow for the preparation of highly concentrated solutions. Alternatively, a present composition can be in powder form for constitution with a suitable vehicle, e.g., sterile pyrogen-free water, before use.

[0465] Compounds of the Disclosure also can be formulated in rectal compositions, such as suppositories or retention enemas, e.g., containing conventional suppository bases. In addition to the formulations described previously, the Compound of the Disclosure also

can be formulated as a depot preparation. Such long-acting formulations can be administered by implantation (for example, subcutaneously or intramuscularly) or by intramuscular injection. Thus, for example, the Compound of the Disclosure can be formulated with suitable polymeric or hydrophobic materials (for example, as an emulsion in an acceptable oil) or ion exchange resins.

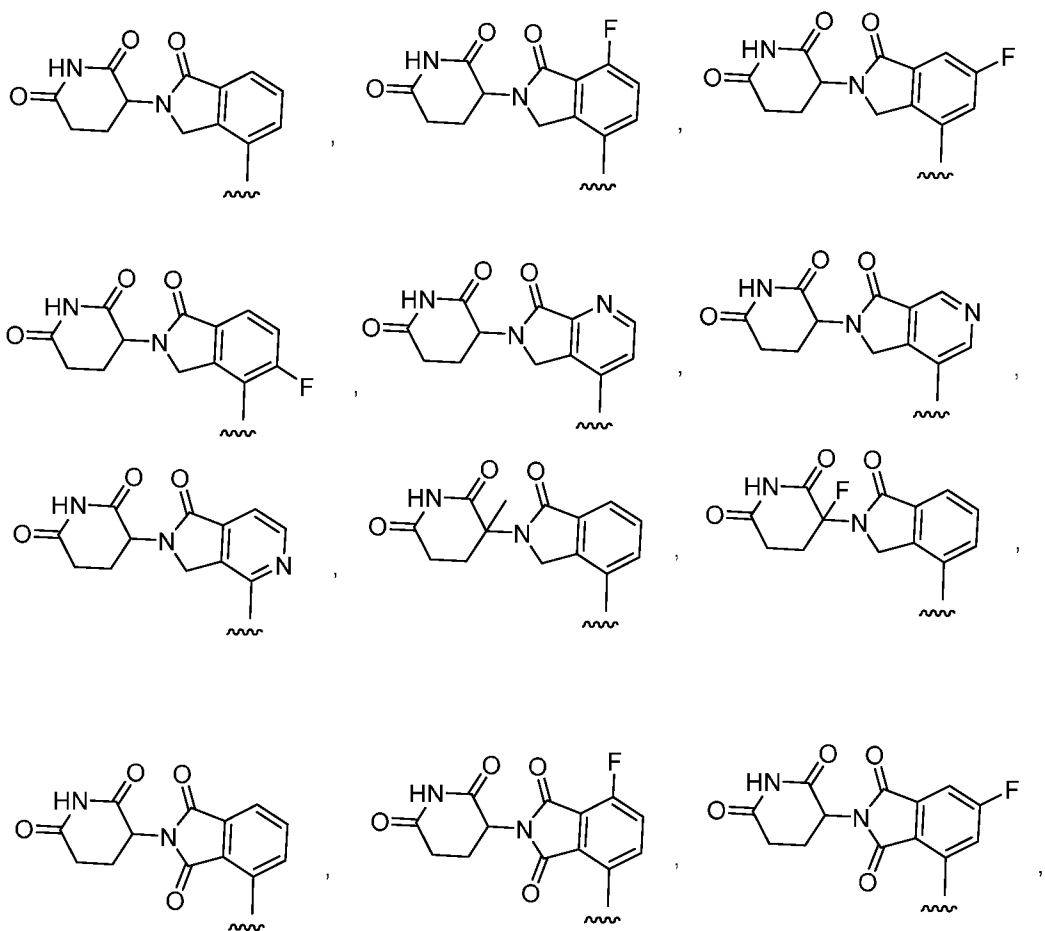
[0466] In particular, the Compounds of the Disclosure can be administered orally, buccally, or sublingually in the form of tablets containing excipients, such as starch or lactose, or in capsules or ovules, either alone or in admixture with excipients, or in the form of elixirs or suspensions containing flavoring or coloring agents. Such liquid preparations can be prepared with pharmaceutically acceptable additives, such as suspending agents. Compound of the Disclosure also can be injected parenterally, for example, intravenously, intramuscularly, subcutaneously, or intracoronarily. For parenteral administration, the Compound of the Disclosure are typically used in the form of a sterile aqueous solution which can contain other substances, for example, salts or monosaccharides, such as mannitol or glucose, to make the solution isotonic with blood.

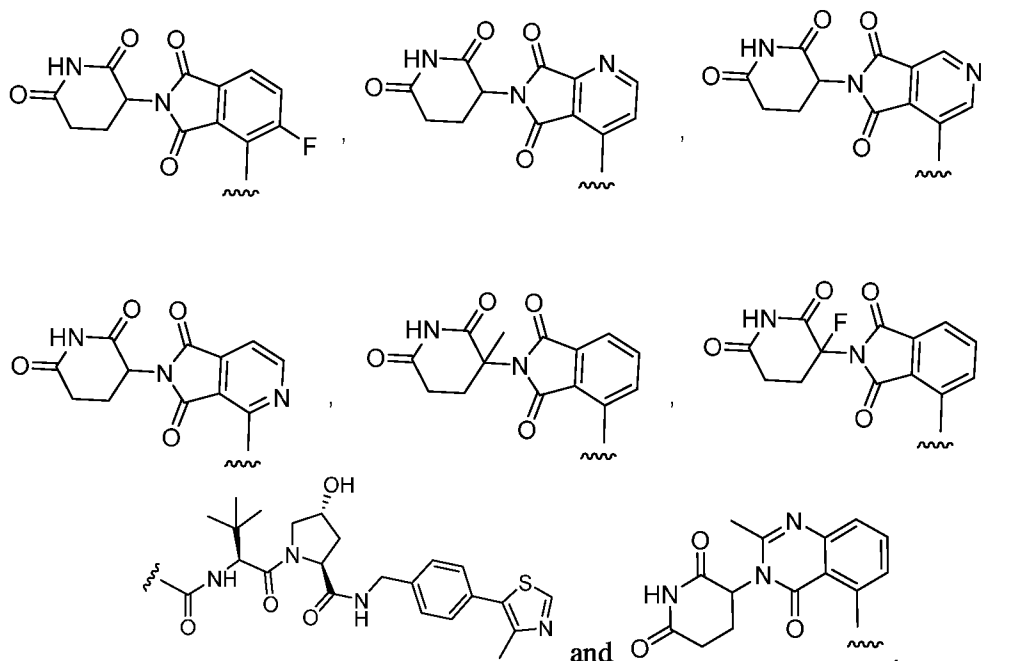
[0467] In another embodiment, the present disclosure provides kits which comprise a Compound of the Disclosure (or a composition comprising a Compound of the Disclosure) packaged in a manner that facilitates their use to practice methods of the present disclosure. In one embodiment, the kit includes a Compound of the Disclosure (or a composition comprising a Compound of the Disclosure) packaged in a container, such as a sealed bottle or vessel, with a label affixed to the container or included in the kit that describes use of the compound or composition to practice the method of the disclosure. In one embodiment, the compound or composition is packaged in a unit dosage form. The kit further can include a device suitable for administering the composition according to the intended route of administration.

[0468] The term "BET bromodomain" or "BET bromodomain protein" or "BET" as used herein means one or more of BRD2, BRD3, BRD4, and BRD-t, or an isoform or mutant thereof.

[0469] A "monovalent radical of a ligand for an E3 ubiquitin ligase protein" is derived from the removal of a hydrogen or other suitable atom, e.g., Br, I, or group, e.g., -OH, from a parent E3 ubiquitin ligase protein ligand. The removal of a hydrogen atom or other suitable atom or group facilitates the linkage of the parent E3 ubiquitin ligase protein ligand to a BET bromodomain inhibitor to give a heterobifunctional compound

having Formula I. In one embodiment, a hydrogen atom is removed from any suitable -NH₂ group of the parent E3 ubiquitin ligase protein ligand. In another embodiment, a hydrogen atom is removed from any suitable -OH group of the parent E3 ubiquitin ligase protein ligand. In another embodiment, a hydrogen atom is removed from any suitable -N(H)- group of the parent E3 ubiquitin ligase protein ligand. In another embodiment, a hydrogen atom is removed from any suitable -CH₃, -CH₂-, -CH= group of the parent E3 ubiquitin ligase protein ligand. In another embodiment, the hydrogen atom is removed from any suitable -OH group of the parent E3 ubiquitin ligase protein ligand. In another embodiment, a Br or I atom is removed from any suitable aryl or heteroaryl group of the parent E3 ubiquitin ligase protein ligand. Exemplary non-limiting monovalent radicals of E3 ubiquitin ligase protein ligands include:





[0470] A "ligand for an E3 ubiquitin ligase protein" or "parent ligand for an E3 ubiquitin ligase protein" or "E3 ubiquitin ligase protein ligand" refers to a compound that binds, e.g., inhibits, an E3 ubiquitin ligase protein, including the von Hippel–Lindau protein (VHL). Ligands for E3 ubiquitin ligase proteins are known to those of ordinary skill in the art. Exemplary non-limiting ligands for an E3 ubiquitin ligase protein include phthalimide-based drugs such as thalidomide.

[0471] The term "a disease or condition wherein degradation of BET bromodomain proteins provides a benefit" pertains to a disease or condition in which at least one of BRD2, BRD3, BRD4, and BRD-t, and/or an action of at least one of BRD2, BRD3, BRD4, and BRD-t, is important or necessary, e.g., for the onset, progress, expression of that disease or condition, or a disease or a condition which is known to be treated by a BET bromodomain inhibitor or degrader. Examples of such conditions include, but are not limited to, a cancer, a chronic autoimmune disease, an inflammatory disease, a proliferative disease, sepsis, and a viral infection. One of ordinary skill in the art is readily able to determine whether a compound treats a disease or condition mediated by a BET bromodomain for any particular cell type, for example, by assays which conveniently can be used to assess the activity of particular compounds.

[0472] The term "second therapeutic agent" refers to a therapeutic agent different from a Compound of the Disclosure and that is known to treat the disease or condition of

interest. For example when a cancer is the disease or condition of interest, the second therapeutic agent can be a known chemotherapeutic drug, like taxol, or radiation, for example.

[0473] The term "disease" or "condition" denotes disturbances and/or anomalies that as a rule are regarded as being pathological conditions or functions, and that can manifest themselves in the form of particular signs, symptoms, and/or malfunctions. As demonstrated below, Compounds of the Disclosure are degraders of BET bromodomain proteins and can be used in treating or preventing diseases and conditions wherein degradation of BET bromodomains provides a benefit.

[0474] As used herein, the terms "treat," "treating," "treatment," and the like refer to eliminating, reducing, or ameliorating a disease or condition, and/or symptoms associated therewith. Although not precluded, treating a disease or condition does not require that the disease, condition, or symptoms associated therewith be completely eliminated. The term "treat" and synonyms contemplate administering a therapeutically effective amount of a Compound of the Disclosure to a subject in need of such treatment. The treatment can be orientated symptomatically, for example, to suppress symptoms. It can be effected over a short period, be oriented over a medium term, or can be a long-term treatment, for example within the context of a maintenance therapy.

[0475] As used herein, the terms "prevent," "preventing," and "prevention" refer to a method of preventing the onset of a disease or condition and/or its attendant symptoms or barring a subject from acquiring a disease. As used herein, "prevent," "preventing," and "prevention" also include delaying the onset of a disease and/or its attendant symptoms and reducing a subject's risk of acquiring a disease. The terms "prevent," "preventing" and "prevention" may include "prophylactic treatment," which refers to reducing the probability of redeveloping a disease or condition, or of a recurrence of a previously-controlled disease or condition, in a subject who does not have, but is at risk of or is susceptible to, redeveloping a disease or condition or a recurrence of the disease or condition.

[0476] The term "therapeutically effective amount" or "effective dose" as used herein refers to an amount of the active ingredient(s) that is(are) sufficient, when administered by a method of the disclosure, to efficaciously deliver the active ingredient(s) for the treatment of condition or disease of interest to an individual in need thereof. In the case of a cancer or other proliferation disorder, the therapeutically effective amount of the

agent may reduce (i.e., retard to some extent and preferably stop) unwanted cellular proliferation; reduce the number of cancer cells; reduce the tumor size; inhibit (i.e., retard to some extent and preferably stop) cancer cell infiltration into peripheral organs; inhibit (i.e., retard to some extent and preferably stop) tumor metastasis; inhibit, to some extent, tumor growth; reduce BET bromodomain signaling in the target cells; and/or relieve, to some extent, one or more of the symptoms associated with the cancer. To the extent the administered compound or composition prevents growth and/or kills existing cancer cells, it may be cytostatic and/or cytotoxic.

[0477] The term "container" means any receptacle and closure therefore suitable for storing, shipping, dispensing, and/or handling a pharmaceutical product.

[0478] The term "insert" means information accompanying a pharmaceutical product that provides a description of how to administer the product, along with the safety and efficacy data required to allow the physician, pharmacist, and patient to make an informed decision regarding use of the product. The package insert generally is regarded as the "label" for a pharmaceutical product.

[0479] "Concurrent administration," "administered in combination," "simultaneous administration," and similar phrases mean that two or more agents are administered concurrently to the subject being treated. By "concurrently," it is meant that each agent is administered either simultaneously or sequentially in any order at different points in time. However, if not administered simultaneously, it is meant that they are administered to an individual in a sequence and sufficiently close in time so as to provide the desired therapeutic effect and can act in concert. For example, a Compound of the Disclosure can be administered at the same time or sequentially in any order at different points in time as a second therapeutic agent. A Compound of the Disclosure and the second therapeutic agent can be administered separately, in any appropriate form and by any suitable route. When a Compound of the Disclosure and the second therapeutic agent are not administered concurrently, it is understood that they can be administered in any order to a subject in need thereof. For example, a Compound of the Disclosure can be administered prior to (e.g., 5 minutes, 15 minutes, 30 minutes, 45 minutes, 1 hour, 2 hours, 4 hours, 6 hours, 12 hours, 24 hours, 48 hours, 72 hours, 96 hours, 1 week, 2 weeks, 3 weeks, 4 weeks, 5 weeks, 6 weeks, 8 weeks, or 12 weeks before), concomitantly with, or subsequent to (e.g., 5 minutes, 15 minutes, 30 minutes, 45 minutes, 1 hour, 2 hours, 4 hours, 6 hours, 12 hours, 24 hours, 48 hours, 72 hours,

96 hours, 1 week, 2 weeks, 3 weeks, 4 weeks, 5 weeks, 6 weeks, 8 weeks, or 12 weeks after) the administration of a second therapeutic agent treatment modality (e.g., radiotherapy), to an individual in need thereof. In various embodiments, a Compound of the Disclosure and the second therapeutic agent are administered 1 minute apart, 10 minutes apart, 30 minutes apart, less than 1 hour apart, 1 hour apart, 1 hour to 2 hours apart, 2 hours to 3 hours apart, 3 hours to 4 hours apart, 4 hours to 5 hours apart, 5 hours to 6 hours apart, 6 hours to 7 hours apart, 7 hours to 8 hours apart, 8 hours to 9 hours apart, 9 hours to 10 hours apart, 10 hours to 11 hours apart, 11 hours to 12 hours apart, no more than 24 hours apart or no more than 48 hours apart. In one embodiment, the components of the combination therapies are administered at about 1 minute to about 24 hours apart.

[0480] The use of the terms "a", "an", "the", and similar referents in the context of describing the disclosure (especially in the context of the claims) are to be construed to cover both the singular and the plural, unless otherwise indicated. Recitation of ranges of values herein merely are intended to serve as a shorthand method of referring individually to each separate value falling within the range, unless otherwise indicated herein, and each separate value is incorporated into the specification as if it were individually recited herein. The use of any and all examples, or exemplary language (e.g., "such as") provided herein, is intended to better illustrate the disclosure and is not a limitation on the scope of the disclosure unless otherwise claimed. No language in the specification should be construed as indicating any non-claimed element as essential to the practice of the disclosure.

[0481] The term "about," as used herein, includes the recited number $\pm 10\%$. Thus, "about 10" means 9 to 11.

[0482] In the present disclosure, the term "halo" as used by itself or as part of another group refers to -Cl, -F, -Br, or -I.

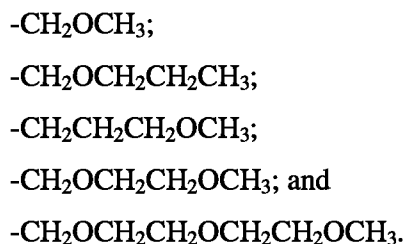
[0483] In the present disclosure, the term "nitro" as used by itself or as part of another group refers to -NO₂.

[0484] In the present disclosure, the term "cyano" as used by itself or as part of another group refers to -CN.

[0485] In the present disclosure, the term "hydroxy" as used by itself or as part of another group refers to -OH.

[0486] In the present disclosure, the term "alkyl" as used by itself or as part of another group refers to unsubstituted straight- or branched-chain aliphatic hydrocarbons containing from one to twenty carbon atoms, i.e., C₁₋₂₀ alkyl, or the number of carbon atoms designated, e.g., a C₁ alkyl such as methyl, a C₂ alkyl such as ethyl, a C₃ alkyl such as propyl or isopropyl, a C₁₋₃ alkyl such as methyl, ethyl, propyl, or isopropyl, and so on. In one embodiment, the alkyl is a C₁₋₁₀ alkyl. In another embodiment, the alkyl is a C₁₋₆ alkyl. In another embodiment, the alkyl is a C₁₋₄ alkyl. In another embodiment, the alkyl is a straight chain C₁₋₁₀ alkyl. In another embodiment, the alkyl is a branched chain C₃₋₁₀ alkyl. In another embodiment, the alkyl is a straight chain C₁₋₆ alkyl. In another embodiment, the alkyl is a branched chain C₃₋₆ alkyl. In another embodiment, the alkyl is a straight chain C₁₋₄ alkyl. In another embodiment, the alkyl is a branched chain C₃₋₄ alkyl. In another embodiment, the alkyl is a straight or branched chain C₃₋₄ alkyl. Non-limiting exemplary C₁₋₁₀ alkyl groups include methyl, ethyl, propyl, isopropyl, butyl, *sec*-butyl, *tert*-butyl, *iso*-butyl, 3-pentyl, hexyl, heptyl, octyl, nonyl, and decyl. Non-limiting exemplary C₁₋₄ alkyl groups include methyl, ethyl, propyl, isopropyl, butyl, *sec*-butyl, *tert*-butyl, and *iso*-butyl.

[0487] In the present disclosure, the term "heteroalkyl" as used by itself or part of another group refers to unsubstituted straight- or branched-chain aliphatic hydrocarbons containing from three to thirty chain atoms, i.e., 3- to 30-membered heteroalkyl, or the number of chain atoms designated, wherein at least one -CH₂- is replaced with at least one -O-, -N(H)-, or -S-. The -O-, -N(H)-, or -S- can independently be placed at any interior position of the aliphatic hydrocarbon chain so long as each -O-, -N(H)-, or -S- group is separated by at least two -CH₂- groups. In one embodiment, one -CH₂- group is replaced with one -O- group. In another embodiment, two -CH₂- groups are replaced with two -O- groups. In another embodiment, three -CH₂- groups are replaced with three -O- groups. In another embodiment, four -CH₂- groups are replaced with four -O- groups. Non-limiting exemplary heteroalkyl groups include:



[0488] In the present disclosure, the term "alkylenyl" as used herein by itself or part of another group refers to a divalent form of an alkyl group. In one embodiment, the alkylenyl is a divalent form of a C₁₋₁₂ alkyl. In one embodiment, the alkylenyl is a divalent form of a C₁₋₁₀ alkyl. In one embodiment, the alkylenyl is a divalent form of a C₁₋₈ alkyl. In one embodiment, the alkylenyl is a divalent form of a C₁₋₆ alkyl. In another embodiment, the alkylenyl is a divalent form of a C₁₋₄ alkyl. Non-limiting exemplary alkylenyl groups include:

-CH₂-,
 -CH₂CH₂-,
 -CH₂CH₂CH₂-,
 -CH₂(CH₂)₂CH₂-,
 -CH(CH₂)₃CH₂-,
 -CH₂(CH₂)₄CH₂-,
 -CH₂(CH₂)₅CH₂-,
 -CH₂CH(CH₃)CH₂-, and
 -CH₂C(CH₃)₂CH₂-.

[0489] In the present disclosure, the term "heteroalkylenyl" as used herein by itself or part of another group refers to a divalent form of a heteroalkyl group. In one embodiment, the heteroalkylenyl is a divalent form of a 3- to 12-membered heteroalkyl. In another embodiment, the heteroalkylenyl is a divalent form of a 3- to 10-membered heteroalkyl. In another embodiment, the heteroalkylenyl is a divalent form of a 3- to 8-membered heteroalkyl. In another embodiment, the heteroalkylenyl is a divalent form of a 3- to 6-membered heteroalkyl. In another embodiment, the heteroalkylenyl is a divalent form of a 3- to 4-membered heteroalkyl. In another embodiment, the heteroalkylenyl is a radical of the formula: $-(CH_2)_oO-(CH_2CH_2O)_p-(CH_2)_q-$, wherein o is 2 or 3; p is 0, 1, 2, 3, 4, 5, 6, or 7; and q is 2 or 3. In another embodiment, the heteroalkylenyl is a radical of the formula: $-(CH_2)_rO-(CH_2)_s-O(CH_2)_t-$, wherein r is 2, 3, or 4; s is 3, 4, or 5; and t is 2 or 3. Non-limiting exemplary heteroalkylenyl groups include:

-CH₂OCH₂-;
 -CH₂CH₂OCH₂CH₂-;
 -CH₂OCH₂CH₂CH₂-;
 -CH₂CH₂OCH₂CH₂CH₂-;
 -CH₂CH₂OCH₂CH₂OCH₂CH₂-; and



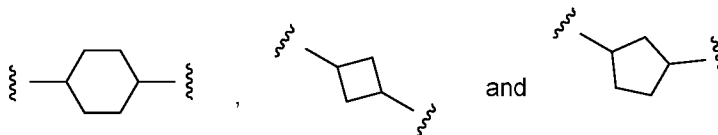
[0490] In the present disclosure, the term "optionally substituted alkyl" as used by itself or as part of another group means that the alkyl as defined above is either unsubstituted or substituted with one, two, or three substituents independently chosen from nitro, haloalkoxy, aryloxy, aralkyloxy, alkylthio, sulfonamido, alkylcarbonyl, arylcarbonyl, alkylsulfonyl, arylsulfonyl, carboxy, carboxyalkyl, cycloalkyl, and the like. In one embodiment, the optionally substituted alkyl is substituted with two substituents. In another embodiment, the optionally substituted alkyl is substituted with one substituent. Non-limiting exemplary optionally substituted alkyl groups include $-\text{CH}_2\text{CH}_2\text{NO}_2$, $-\text{CH}_2\text{SO}_2\text{CH}_3$, $\text{CH}_2\text{CH}_2\text{CO}_2\text{H}$, $-\text{CH}_2\text{CH}_2\text{SO}_2\text{CH}_3$, $-\text{CH}_2\text{CH}_2\text{COPh}$, and $-\text{CH}_2\text{C}_6\text{H}_{11}$.

[0491] In the present disclosure, the term "cycloalkyl" as used by itself or as part of another group refers to saturated and partially unsaturated (containing one or two double bonds) cyclic aliphatic hydrocarbons containing one to three rings having from three to twelve carbon atoms (i.e., C_{3-12} cycloalkyl) or the number of carbons designated. In one embodiment, the cycloalkyl group has two rings. In one embodiment, the cycloalkyl group has one ring. In another embodiment, the cycloalkyl group is chosen from a C_{3-8} cycloalkyl group. In another embodiment, the cycloalkyl group is chosen from a C_{3-6} cycloalkyl group. Non-limiting exemplary cycloalkyl groups include cyclopropyl, cyclobutyl, cyclopentyl, cyclohexyl, cycloheptyl, cyclooctyl, norbornyl, decalin, adamantyl, cyclohexenyl, and cyclopentenyl, cyclohexenyl.

[0492] In the present disclosure, the term "optionally substituted cycloalkyl" as used by itself or as part of another group means that the cycloalkyl as defined above is either unsubstituted or substituted with one, two, or three substituents independently chosen from halo, nitro, cyano, hydroxy, amino, haloalkyl, hydroxyalkyl, alkoxy, haloalkoxy, aryloxy, aralkyloxy, alkylthio, carboxamido, sulfonamido, alkylcarbonyl, arylcarbonyl, alkylsulfonyl, arylsulfonyl, carboxy, carboxyalkyl, alkyl, optionally substituted cycloalkyl, alkenyl, alkynyl, optionally substituted aryl, optionally substituted heteroaryl, optionally substituted heterocyclo, alkoxyalkyl, (amino)alkyl, (carboxamido)alkyl, mercaptoalkyl, and (heterocyclo)alkyl. In one embodiment, the optionally substituted cycloalkyl is substituted with two substituents. In another embodiment, the optionally substituted cycloalkyl is substituted with one substituent.

[0493] In the present disclosure, the term "cycloalkylenyl" as used herein by itself or part of another group refers to a divalent form of an optionally substituted cycloalkyl group.

In one embodiment, the heterocyclenyl is a 4-membered cycloalkylenyl. In another embodiment, the heterocyclenyl is a 5-membered cycloalkylenyl. In another embodiment, the heterocyclenyl is a 6-membered cycloalkylenyl. Non-limiting exemplary heterocyclenyl groups include:



[0494] In the present disclosure, the term "alkenyl" as used by itself or as part of another group refers to an alkyl group as defined above containing one, two or three carbon-to-carbon double bonds. In one embodiment, the alkenyl group is chosen from a C₂₋₆ alkenyl group. In another embodiment, the alkenyl group is chosen from a C₂₋₄ alkenyl group. Non-limiting exemplary alkenyl groups include ethenyl, propenyl, isopropenyl, butenyl, *sec*-butenyl, pentenyl, and hexenyl.

[0495] In the present disclosure, the term "optionally substituted alkenyl" as used herein by itself or as part of another group means the alkenyl as defined above is either unsubstituted or substituted with one, two or three substituents independently chosen from halo, nitro, cyano, hydroxy, amino, alkylamino, dialkylamino, haloalkyl, hydroxyalkyl, alkoxy, haloalkoxy, aryloxy, aralkyloxy, alkylthio, carboxamido, sulfonamido, alkylcarbonyl, arylcarbonyl, alkylsulfonyl, arylsulfonyl, carboxy, carboxyalkyl, alkyl, cycloalkyl, alkenyl, alkynyl, aryl, heteroaryl, or heterocyclo.

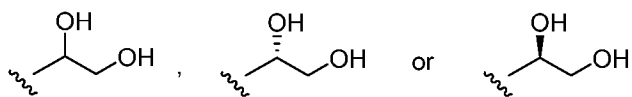
[0496] In the present disclosure, the term "alkynyl" as used by itself or as part of another group refers to an alkyl group as defined above containing one to three carbon-to-carbon triple bonds. In one embodiment, the alkynyl has one carbon-to-carbon triple bond. In one embodiment, the alkynyl group is chosen from a C₂₋₆ alkynyl group. In another embodiment, the alkynyl group is chosen from a C₂₋₄ alkynyl group. Non-limiting exemplary alkynyl groups include ethynyl, propynyl, butynyl, 2-butynyl, pentynyl, and hexynyl groups.

[0497] In the present disclosure, the term "optionally substituted alkynyl" as used herein by itself or as part of another group means the alkynyl as defined above is either unsubstituted or substituted with one, two or three substituents independently chosen from halo, nitro, cyano, hydroxy, amino, alkylamino, dialkylamino, haloalkyl, hydroxyalkyl, alkoxy, haloalkoxy, aryloxy, aralkyloxy, alkylthio, carboxamido,

sulfonamido, alkylcarbonyl, arylcarbonyl, alkylsulfonyl, arylsulfonyl, carboxy, carboxyalkyl, alkyl, cycloalkyl, alkenyl, alkynyl, aryl, heteroaryl, or heterocyclo.

[0498] In the present disclosure, the term "haloalkyl" as used by itself or as part of another group refers to an alkyl group substituted by one or more fluorine, chlorine, bromine and/or iodine atoms. In one embodiment, the alkyl group is substituted by one, two, or three fluorine and/or chlorine atoms. In another embodiment, the haloalkyl group is chosen from a C₁₋₄ haloalkyl group. Non-limiting exemplary haloalkyl groups include fluoromethyl, 2-fluoroethyl, difluoromethyl, trifluoromethyl, pentafluoroethyl, 1,1-difluoroethyl, 2,2-difluoroethyl, 2,2,2-trifluoroethyl, 3,3,3-trifluoropropyl, 4,4,4-trifluorobutyl, and trichloromethyl groups.

[0499] In the present disclosure, the term "hydroxyalkyl" as used by itself or as part of another group refers to an alkyl group substituted with one or more, e.g., one, two, or three, hydroxy groups. In one embodiment, the hydroxyalkyl group is a monohydroxyalkyl group, i.e., substituted with one hydroxy group. In another embodiment, the hydroxyalkyl group is a dihydroxyalkyl group, i.e., substituted with two hydroxy groups, *e.g.*,



[0500] In another embodiment, the hydroxyalkyl group is chosen from a C₁₋₄ hydroxyalkyl group. Non-limiting exemplary hydroxyalkyl groups include hydroxymethyl, hydroxyethyl, hydroxypropyl and hydroxybutyl groups, such as 1-hydroxyethyl, 2-hydroxyethyl, 1,2-dihydroxyethyl, 2-hydroxypropyl, 3-hydroxypropyl, 3-hydroxybutyl, 4-hydroxybutyl, 2-hydroxy-1-methylpropyl, and 1,3-dihydroxyprop-2-yl.

[0501] In the present disclosure, the term "alkoxy" as used by itself or as part of another group refers to an optionally substituted alkyl, optionally substituted cycloalkyl, optionally substituted alkenyl or optionally substituted alkynyl attached to a terminal oxygen atom. In one embodiment, the alkoxy group is chosen from a C₁₋₄ alkoxy group. In another embodiment, the alkoxy group is chosen from a C₁₋₄ alkyl attached to a terminal oxygen atom, *e.g.*, methoxy, ethoxy, and *tert*-butoxy.

[0502] In the present disclosure, the term "alkylthio" as used by itself or as part of another group refers to a sulfur atom substituted by an optionally substituted alkyl group.

In one embodiment, the alkylthio group is chosen from a C₁₋₄ alkylthio group. Non-limiting exemplary alkylthio groups include -SCH₃, and -SCH₂CH₃.

[0503] In the present disclosure, the term "alkoxyalkyl" as used by itself or as part of another group refers to an alkyl group substituted with an alkoxy group. Non-limiting exemplary alkoxyalkyl groups include methoxymethyl, methoxyethyl, methoxypropyl, methoxybutyl, ethoxymethyl, ethoxyethyl, ethoxypropyl, ethoxybutyl, propoxymethyl, iso-propoxymethyl, propoxyethyl, propoxypropyl, butoxymethyl, tert-butoxymethyl, isobutoxymethyl, sec-butoxymethyl, and pentyloxymethyl.

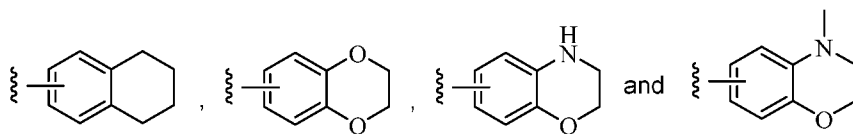
[0504] In the present disclosure, the term "haloalkoxy" as used by itself or as part of another group refers to a haloalkyl attached to a terminal oxygen atom. Non-limiting exemplary haloalkoxy groups include fluoromethoxy, difluoromethoxy, trifluoromethoxy, and 2,2,2-trifluoroethoxy.

[0505] In the present disclosure, the term "aryl" as used by itself or as part of another group refers to a monocyclic or bicyclic aromatic ring system having from six to fourteen carbon atoms (i.e., C₆-C₁₄ aryl). Non-limiting exemplary aryl groups include phenyl (abbreviated as "Ph"), naphthyl, phenanthryl, anthracyl, indenyl, azulenyl, biphenyl, biphenylenyl, and fluorenyl groups. In one embodiment, the aryl group is chosen from phenyl or naphthyl.

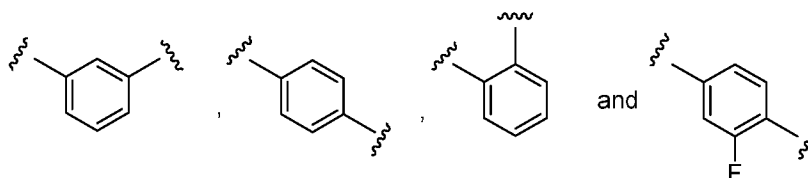
[0506] In the present disclosure, the term "optionally substituted aryl" as used herein by itself or as part of another group means that the aryl as defined above is either unsubstituted or substituted with one to five substituents independently chosen from halo, nitro, cyano, hydroxy, amino, alkylamino, dialkylamino, haloalkyl, hydroxyalkyl, alkoxy, haloalkoxy, aryloxy, aralkyloxy, alkylthio, carboxamido, sulfonamido, alkylcarbonyl, arylcarbonyl, alkylsulfonyl, arylsulfonyl, carboxy, carboxyalkyl, alkyl, optionally substituted cycloalkyl, alkenyl, alkynyl, optionally substituted aryl, optionally substituted heteroaryl, optionally substituted heterocyclo, alkoxyalkyl, (amino)alkyl, (carboxamido)alkyl, mercaptoalkyl, or (heterocyclo)alkyl.

[0507] In one embodiment, the optionally substituted aryl is an optionally substituted phenyl. In one embodiment, the optionally substituted phenyl has four substituents. In another embodiment, the optionally substituted phenyl has three substituents. In another embodiment, the optionally substituted phenyl has two substituents. In another embodiment, the optionally substituted phenyl has one substituent. Non-limiting exemplary substituted aryl groups include 2-methylphenyl, 2-methoxyphenyl,

2-fluorophenyl, 2-chlorophenyl, 2-bromophenyl, 3-methylphenyl, 3-methoxyphenyl, 3-fluorophenyl, 3-chlorophenyl, 4-methylphenyl, 4-ethylphenyl, 4-methoxyphenyl, 4-fluorophenyl, 4-chlorophenyl, 2,6-di-fluorophenyl, 2,6-di-chlorophenyl, 2-methyl, 3-methoxyphenyl, 2-ethyl, 3-methoxyphenyl, 3,4-di-methoxyphenyl, 3,5-di-fluorophenyl, 3,5-di-methylphenyl, 3,5-dimethoxy, 4-methylphenyl, 2-fluoro-3-chlorophenyl, and 3-chloro-4-fluorophenyl. The term optionally substituted aryl is meant to include groups having fused optionally substituted cycloalkyl and fused optionally substituted heterocyclo rings. Non-limiting examples include:



[0508] In the present disclosure, the term "phenylenyl" as used herein by itself or part of another group refers to a divalent form of an optionally substituted phenyl group. Non-limiting examples include:



[0509] In the present disclosure, the term "aryloxy" as used by itself or as part of another group refers to an optionally substituted aryl attached to a terminal oxygen atom. A non-limiting exemplary aryloxy group is PhO-.

[0510] In the present disclosure, the term "aralkyloxy" as used by itself or as part of another group refers to an aralkyl group attached to a terminal oxygen atom. A non-limiting exemplary aralkyloxy group is PhCH₂O-.

[0511] In the present disclosure, the term "heteroaryl" or "heteroaromatic" refers to monocyclic and bicyclic aromatic ring systems having 5 to 14 ring atoms (i.e., C₅-C₁₄ heteroaryl), wherein at least one carbon atom of one of the rings is replaced with a heteroatom independently selected from the group consisting of oxygen, nitrogen and sulfur. In one embodiment, the heteroaryl contains 1, 2, 3, or 4 heteroatoms independently selected from the group consisting of oxygen, nitrogen and sulfur. In one embodiment, the heteroaryl has three heteroatoms. In another embodiment, the heteroaryl has two heteroatoms. In another embodiment, the heteroaryl has one heteroatom. Non-limiting exemplary heteroaryl groups include thienyl, benzo[b]thienyl,

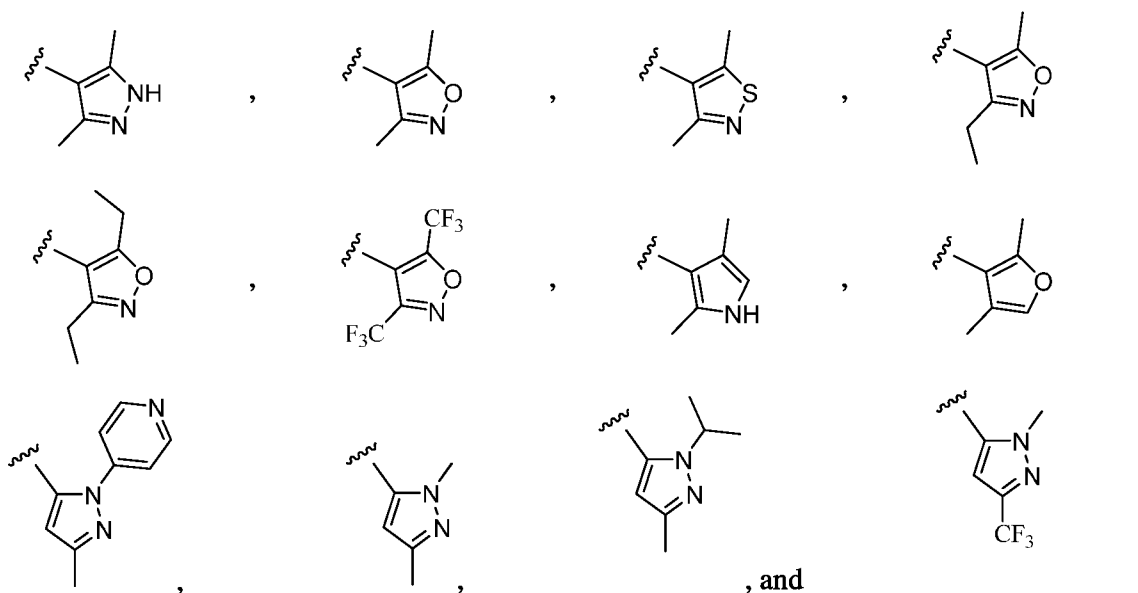
naphtho[2,3-b]thienyl, thianthrenyl, furyl, benzofuryl, pyranal, isobenzofuranyl, benzooxazolyl, chromenyl, xanthenyl, 2*H*-pyrrolyl, pyrrolyl, imidazolyl, pyrazolyl, pyridyl, pyrazinyl, pyrimidinyl, pyridazinyl, isoindolyl, 3*H*-indolyl, indolyl, indazolyl, purinyl, isoquinolyl, quinolyl, phthalazinyl, naphthyridinyl, cinnolinyl, quinazolinyl, pteridinyl, 4*aH*-carbazolyl, carbazolyl, β -carbolinyl, phenanthridinyl, acridinyl, pyrimidinyl, phenanthrolinyl, phenazinyl, thiazolyl, isothiazolyl, phenothiazolyl, isoxazolyl, furazanyl, and phenoxazinyl. In one embodiment, the heteroaryl is chosen from thienyl (*e.g.*, thien-2-yl and thien-3-yl), furyl (*e.g.*, 2-furyl and 3-furyl), pyrrolyl (*e.g.*, 1*H*-pyrrol-2-yl and 1*H*-pyrrol-3-yl), imidazolyl (*e.g.*, 2*H*-imidazol-2-yl and 2*H*-imidazol-4-yl), pyrazolyl (*e.g.*, 1*H*-pyrazol-3-yl, 1*H*-pyrazol-4-yl, and 1*H*-pyrazol-5-yl), pyridyl (*e.g.*, pyridin-2-yl, pyridin-3-yl, and pyridin-4-yl), pyrimidinyl (*e.g.*, pyrimidin-2-yl, pyrimidin-4-yl, and pyrimidin-5-yl), thiazolyl (*e.g.*, thiazol-2-yl, thiazol-4-yl, and thiazol-5-yl), isothiazolyl (*e.g.*, isothiazol-3-yl, isothiazol-4-yl, and isothiazol-5-yl), oxazolyl (*e.g.*, oxazol-2-yl, oxazol-4-yl, and oxazol-5-yl), isoxazolyl (*e.g.*, isoxazol-3-yl, isoxazol-4-yl, and isoxazol-5-yl), and indazolyl (*e.g.*, 1*H*-indazol-3-yl). The term "heteroaryl" is also meant to include possible N-oxides. A non-limiting exemplary N-oxide is pyridyl N-oxide.

[0512] In one embodiment, the heteroaryl is a 5- or 6-membered heteroaryl. In one embodiment, the heteroaryl is a 5-membered heteroaryl, *i.e.*, the heteroaryl is a monocyclic aromatic ring system having 5 ring atoms wherein at least one carbon atom of the ring is replaced with a heteroatom independently selected from nitrogen, oxygen, and sulfur. Non-limiting exemplary 5-membered heteroaryl groups include thienyl, furyl, pyrrolyl, oxazolyl, pyrazolyl, imidazolyl, thiazolyl, isothiazolyl, and isoxazolyl.

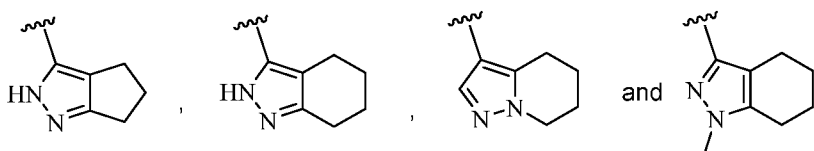
[0513] In another embodiment, the heteroaryl is a 6-membered heteroaryl, *e.g.*, the heteroaryl is a monocyclic aromatic ring system having 6 ring atoms wherein at least one carbon atom of the ring is replaced with a nitrogen atom. Non-limiting exemplary 6-membered heteroaryl groups include pyridyl, pyrazinyl, pyrimidinyl, and pyridazinyl.

[0514] In the present disclosure, the term "optionally substituted heteroaryl" as used by itself or as part of another group means that the heteroaryl as defined above is either unsubstituted or substituted with one to four substituents, *e.g.*, one or two substituents, independently chosen from halo, nitro, cyano, hydroxy, amino, alkylamino, dialkylamino, haloalkyl, hydroxyalkyl, alkoxy, haloalkoxy, aryloxy, aralkyloxy, alkylthio, carboxamido, sulfonamido, alkylcarbonyl, arylcarbonyl, alkylsulfonyl,

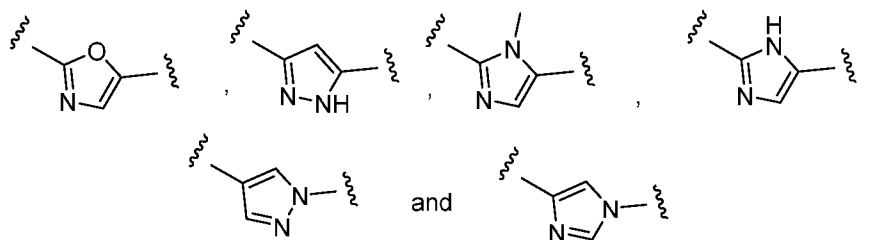
arylsulfonyl, carboxy, carboxyalkyl, alkyl, optionally substituted cycloalkyl, alkenyl, alkynyl, optionally substituted aryl, optionally substituted heteroaryl, optionally substituted heterocyclo, alkoxyalkyl, (amino)alkyl, (carboxamido)alkyl, mercaptoalkyl, or (heterocyclo)alkyl. In one embodiment, the optionally substituted heteroaryl has one substituent. Any available carbon or nitrogen atom can be substituted. Non-limiting exemplary optionally substituted 5-membered heteroaryl groups include, but are not limited to:



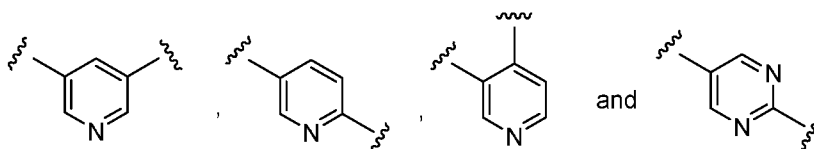
[0515] The term optionally substituted heteroaryl is also meant to include groups having fused optionally substituted cycloalkyl and fused optionally substituted heterocyclo rings. Non-limiting examples include:



[0516] In the present disclosure, the term "heteroarylenyl" as used herein by itself or part of another group refers to a divalent form of an optionally substituted heteroaryl group. In one embodiment, the heteroarylenyl is a 5-membered heteroarylenyl. Non-limiting examples of a 5-membered heteroarylenyl include:



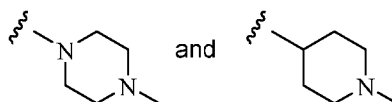
In one embodiment, the heteroarylenyl is a 6-membered heteroarylenyl. Non-limiting examples of a 6-membered heteroarylenyl include:



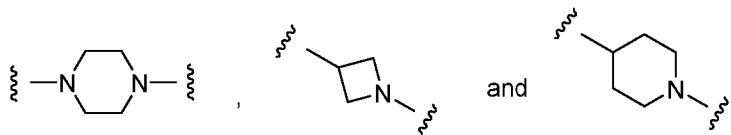
[0517] In the present disclosure, the term "heterocycle" or "heterocyclo" as used by itself or as part of another group refers to saturated and partially unsaturated (*e.g.*, containing one or two double bonds) cyclic groups containing one, two, or three rings having from three to fourteen ring members (*i.e.*, a 3- to 14-membered heterocyclo) wherein at least one carbon atom of one of the rings is replaced with a heteroatom. Each heteroatom is independently selected from the group consisting of oxygen, sulfur, including sulfoxide and sulfone, and/or nitrogen atoms, which can be oxidized or quaternized. The term "heterocyclo" is meant to include groups wherein a ring $\text{-CH}_2\text{-}$ is replaced with a -C(=O)- , for example, cyclic ureido groups such as 2-imidazolidinone and cyclic amide groups such as β -lactam, γ -lactam, δ -lactam, ϵ -lactam, and piperazin-2-one. The term "heterocyclo" is also meant to include groups having fused optionally substituted aryl groups, *e.g.*, indolinyl, chroman-4-yl. In one embodiment, the heterocyclo group is chosen from a 5- or 6-membered cyclic group containing one ring and one or two oxygen and/or nitrogen atoms. The heterocyclo can be optionally linked to the rest of the molecule through any available carbon or nitrogen atom. Non-limiting exemplary heterocyclo groups include dioxanyl, tetrahydropyranyl, 2-oxopyrrolidin-3-yl, piperazin-2-one, piperazine-2,6-dione, 2-imidazolidinone, piperidinyl, morpholinyl, piperazinyl, pyrrolidinyl, and indolinyl.

[0518] In the present disclosure, the term "optionally substituted heterocyclo" as used herein by itself or part of another group means the heterocyclo as defined above is either unsubstituted or substituted with one to four substituents independently selected from halo, nitro, cyano, hydroxy, amino, alkylamino, dialkylamino, haloalkyl, hydroxyalkyl,

alkoxy, haloalkoxy, aryloxy, aralkyloxy, alkylthio, carboxamido, sulfonamido, alkylcarbonyl, alkoxycarbonyl, $\text{CF}_3\text{C}(=\text{O})-$, arylcarbonyl, alkylsulfonyl, arylsulfonyl, carboxy, carboxyalkyl, alkyl, optionally substituted cycloalkyl, alkenyl, alkynyl, optionally substituted aryl, optionally substituted heteroaryl, optionally substituted heterocyclo, alkoxyalkyl, (amino)alkyl, (carboxamido)alkyl, mercaptoalkyl, or (heterocyclo)alkyl. Substitution may occur on any available carbon or nitrogen atom, or both. Non-limiting exemplary optionally substituted heterocyclo groups include:



[0519] In the present disclosure, the term "heterocyclenyl" as used herein by itself or part of another group refers to a divalent form of an optionally substituted heterocyclo group. Substitution may occur at any available carbon atom or nitrogen atom. In one embodiment, the heterocyclenyl is a 4-membered heterocyclenyl. In another embodiment, the heterocyclenyl is a 5-membered heterocyclenyl. In another embodiment, the heterocyclenyl is a 6-membered heterocyclenyl. Non-limiting exemplary heterocyclenyl groups include:

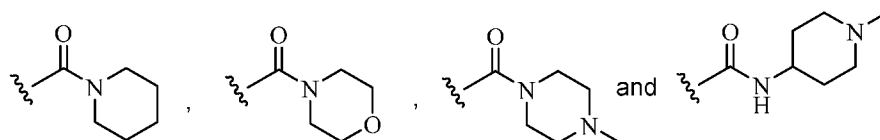


[0520] In the present disclosure, the term "amino" as used by itself or as part of another group refers to $-\text{NR}^{10a}\text{R}^{10b}$, wherein R^{10a} and R^{10b} are each independently hydrogen, alkyl, hydroxyalkyl, optionally substituted cycloalkyl, optionally substituted aryl, optionally substituted heterocyclo, or optionally substituted heteroaryl, or R^{10a} and R^{10b} are taken together to form a 3- to 8-membered optionally substituted heterocyclo. Non-limiting exemplary amino groups include $-\text{NH}_2$ and $-\text{N}(\text{H})(\text{CH}_3)$.

[0521] In the present disclosure, the term "(amino)alkyl" as used by itself or as part of another group refers to an alkyl group substituted with an amino group. Non-limiting exemplary amino alkyl groups include $-\text{CH}_2\text{CH}_2\text{NH}_2$, and $-\text{CH}_2\text{CH}_2\text{N}(\text{H})\text{CH}_3$, $-\text{CH}_2\text{CH}_2\text{N}(\text{CH}_3)_2$, and $-\text{CH}_2\text{N}(\text{H})\text{cyclopropyl}$.

[0522] In the present disclosure, the term "carboxamido" as used by itself or as part of another group refers to a radical of formula $-\text{C}(=\text{O})\text{NR}^{9a}\text{R}^{9b}$, wherein R^{9a} and R^{9b} are each independently hydrogen, optionally substituted alkyl, hydroxyalkyl, optionally

substituted cycloalkyl, optionally substituted aryl, optionally substituted heterocyclo, or optionally substituted heteroaryl, or R^{9a} and R^{9b} taken together with the nitrogen to which they are attached form a 3- to 8-membered optionally substituted heterocyclo group. In one embodiment, R^{9a} and R^{9b} are each independently hydrogen or optionally substituted alkyl. In one embodiment, R^{9a} and R^{9b} are taken together to taken together with the nitrogen to which they are attached form a 3- to 8-membered optionally substituted heterocyclo group. Non-limiting exemplary carboxamido groups include, but are not limited to, $-\text{CONH}_2$, $-\text{CON(H)CH}_3$, $-\text{CON(CH}_3)_2$, $-\text{CON(H)Ph}$,



[0523] In the present disclosure, the term "sulfonamido" as used by itself or as part of another group refers to a radical of the formula $-\text{SO}_2\text{NR}^{8a}\text{R}^{8b}$, wherein R^{8a} and R^{8b} are each independently hydrogen, optionally substituted alkyl, or optionally substituted aryl, or R^{8a} and R^{8b} taken together with the nitrogen to which they are attached form a 3- to 8-membered heterocyclo group. Non-limiting exemplary sulfonamido groups include $-\text{SO}_2\text{NH}_2$, $-\text{SO}_2\text{N(H)CH}_3$, and $-\text{SO}_2\text{N(H)Ph}$.

[0524] In the present disclosure, the term "alkylcarbonyl" as used by itself or as part of another group refers to a carbonyl group, i.e., $-\text{C(=O)-}$, substituted by an alkyl group. A non-limiting exemplary alkylcarbonyl group is $-\text{COCH}_3$.

[0525] In the present disclosure, the term "arylcarbonyl" as used by itself or as part of another group refers to a carbonyl group, i.e., $-\text{C(=O)-}$, substituted by an optionally substituted aryl group. A non-limiting exemplary arylcarbonyl group is $-\text{COPh}$.

[0526] In the present disclosure, the term "alkoxycarbonyl" as used by itself or as part of another group refers to a carbonyl group, i.e., $-\text{C(=O)-}$, substituted by an alkoxy group. Non-limiting exemplary alkoxycarbonyl groups include $-\text{C(=O)OMe}$, $-\text{C(=O)OEt}$, and $-\text{C(=O)OtBu}$.

[0527] In the present disclosure, the term "alkylsulfonyl" as used by itself or as part of another group refers to a sulfonyl group, i.e., $-\text{SO}_2-$, substituted by any of the above-mentioned optionally substituted alkyl groups. A non-limiting exemplary alkylsulfonyl group is $-\text{SO}_2\text{CH}_3$.

[0528] In the present disclosure, the term "arylsulfonyl" as used by itself or as part of another group refers to a sulfonyl group, i.e., $-\text{SO}_2-$, substituted by any of the

above-mentioned optionally substituted aryl groups. A non-limiting exemplary arylsulfonyl group is $-\text{SO}_2\text{Ph}$.

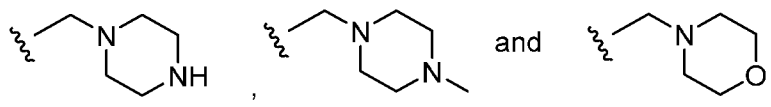
[0529] In the present disclosure, the term "mercaptoalkyl" as used by itself or as part of another group refers to any of the above-mentioned alkyl groups substituted by a $-\text{SH}$ group.

[0530] In the present disclosure, the term "carboxy" as used by itself or as part of another group refers to a radical of the formula $-\text{COOH}$.

[0531] In the present disclosure, the term "carboxyalkyl" as used by itself or as part of another group refers to any of the above-mentioned alkyl groups substituted with a $-\text{COOH}$. A non-limiting exemplary carboxyalkyl group is $-\text{CH}_2\text{CO}_2\text{H}$.

[0532] In the present disclosure, the terms "aralkyl" or "arylalkyl" as used by themselves or as part of another group refers to an alkyl group substituted with one, two, or three optionally substituted aryl groups. In one embodiment, the optionally substituted aralkyl group is a C_{1-4} alkyl substituted with one optionally substituted aryl group. In one embodiment, the optionally substituted aralkyl group is a C_1 or C_2 alkyl substituted with one optionally substituted aryl group. In one embodiment, the optionally substituted aralkyl group is a C_1 or C_2 alkyl substituted with one optionally substituted phenyl group. Non-limiting exemplary optionally substituted aralkyl groups include benzyl, phenethyl, $-\text{CHPh}_2$, $-\text{CH}_2(4\text{-F-Ph})$, $-\text{CH}_2(4\text{-Me-Ph})$, $-\text{CH}_2(4\text{-CF}_3\text{-Ph})$, and $-\text{CH}(4\text{-F-Ph})_2$.

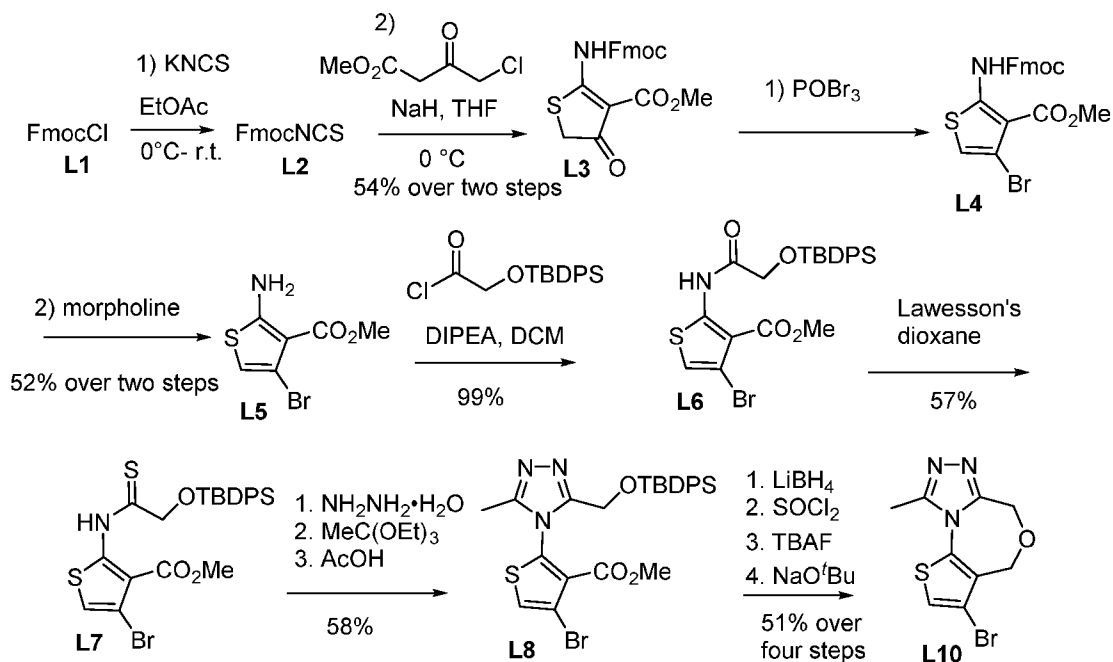
[0533] In the present disclosure, the terms "(heterocyclo)alkyl" as used by itself or part of another group refers to an alkyl group substituted with an optionally substituted heterocyclo group. In one embodiment, the (heterocyclo)alkyl is a C_{1-4} alkyl substituted with one optionally substituted heterocyclo group. Non-limiting exemplary (heterocyclo)alkyl groups include:



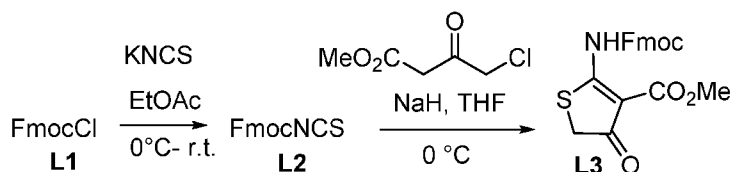
EXAMPLES

EXAMPLE 1

Synthesis of 3-bromo-9-methyl-4H,6H-thieno[2,3-e][1,2,4]triazolo[3,4-c][1,4]oxazepine



[0534] Step 1: Synthesis of methyl 2-(((9H-fluoren-9-yl)methoxy)carbonyl)amino)-4-oxo-4,5-dihydrothiophene-3-carboxylate).

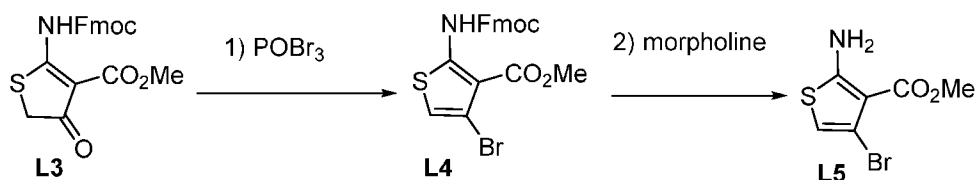


[0535] FmocCl (52 g, 200 mmol) was dissolved in EtOAc (200 mL). The solution was added dropwise to a suspension of anhydrous KSCN (21.4 g, 2200 mmol) in EtOAc (200 mL) at 0 °C. The reaction mixture was allowed to warm to r.t. and stirred overnight. The reaction mixture was filtered and the filtrate was evaporated under vacuum. NMR analysis of the crude material showed it contained a small amount of the solvent EtOAc. The crude material was treated with DCM (100 mL) and hexanes (100 mL) and the resulting solution was evaporated under vacuum to facilitate removal of the EtOAc. The crude material was weighed at 52 g, 92% yield.

[0536] To a suspension of NaH (60% in mineral oil, 8.8 g, 220 mmol, 1.2 eq) in THF (200 mL) at 0 °C was added dropwise a solution of methyl 4-chloro-3-oxobutanoate (30.1g , 200 mmol, 1.1 eq) in THF (50 mL). After addition was completed, the reaction mixture was allowed to warm to r.t. and stirred for 20 min. Then the reaction mixture was cooled to 0 °C and a solution of crude FmocNCS (52 g, 184 mmol) in THF (50 mL) was

added dropwise. After the addition was completed, the reaction mixture was quenched at 0 °C by the addition of 50 mL of saturated NH₄Cl solution and 50 mL of water. Then majority of the mixture solvent was evaporated under vacuum at this time point precipitate started to form. Then 150 mL water and 150 mL ethyl acetate were added. The mixture was stirred under room temperature until it became a homogeneous suspension. The crude mixture was filtered and occasional stirring of the filter cake was needed to speed up the filtration process. The filter cake was further rinsed with water (100 mL) and ethyl acetate (100 mL). Again the filter cake was stirred occasionally during the washing process to facilitate filtration. The filter cake was transferred to a flask and weighed 56.3 g. This crude product was further dried under high vacuum overnight to remove water and organic solvent. After drying, the crude was weighed at 44.9 g (62% yield) as light yellow solid. ¹H NMR (400 MHz, CDCl₃) δ 11.90 (s, 1H), 7.81 (d, *J* = 6.5 Hz, 2H), 7.62 (d, *J* = 7.4 Hz, 2H), 7.48-7.38 (m, 2H), 7.37 (d, *J* = 6.7 Hz, 2H), 4.59 (d, *J* = 6.9 Hz, 2H), 4.37-4.29 (m, 1H), 3.94 (s, 2H), 3.66 (s, 2H).

[0537] Step 2: Synthesis of methyl 2-amino-4-bromothiophene-3-carboxylate

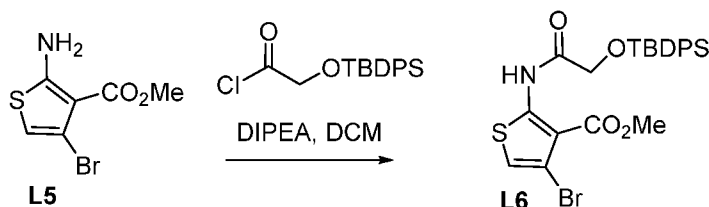


[0538] To a suspension of methyl 2-(((9H-fluoren-9-yl)methoxy)carbonyl)amino-4-oxo-4,5-dihydrothiophene-3-carboxylate (44.9 g, 114 mmol) in dioxane (250 mL) was added POBr₃ (39 g, 137 mmol, 1.2 eq) and the reaction mixture was heated to 100 °C. The reaction was monitored by TLC and all the starting material was consumed in less than 1 hour. The reaction mixture was cooled and poured into the mixture of ice-water. The reaction mixture was extracted with EtOAc (3×300 mL). The combined organic layers were washed with brine twice, dried over Na₂SO₄ and concentrated.

[0539] The residue was dissolved in DCM (75 mL) and the reaction mixture was cooled to 0 °C. morpholine (52 mL, 5 eq) was added slowly and the reaction mixture was allowed to warm to room temperature and stirred overnight. The reaction mixture was filtered and rinsed with small amount of Et₂O. The filtrate was evaporated under vacuum and the residue was chromatographed on silica gel (pure DCM) to afford 2-amino-4-bromothiophene-3-carboxylate as off-white solid (14 g, 52% for two steps). The final

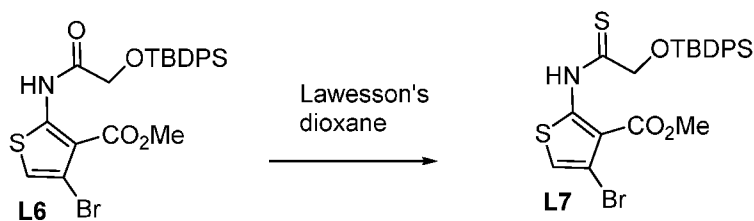
product contains trace amount (~5% by NMR analysis) of morphonline-Fmoc adduct. The product was sealed and stored in the refrigerator. ^1H NMR (400 MHz, CDCl_3) δ 6.29 (s, 1H), 6.19 (s, 2H), 3.89 (s, 3H).

[0540] Step 3: Synthesis of methyl 4-bromo-2-(2-((tert-butyldiphenylsilyl)oxy)acetamido)thiophene-3-carboxylate



[0541] 2-((tert-butyldiphenylsilyl)oxy)acetic acid (6 g, 19 mmol) was dissolved in DCM (60 mL) and the solution was cooled to 0 °C under N_2 . Oxalyl chloride (1.3 eq, 25 mmol, 2.1 mL) was added followed by the addition of DMF (0.1 mL). The mixture was allowed to warm to r.t. and stirred for another 1 h. All the volatiles were removed under vacuum and the residue was dissolved in DCM (10 mL). This solution was added to a solution of L5 (2.36 g, 10 mmol) in DCM (60 mL) and DIPEA (5.2 mL, 30 mmol) at 0 °C under N_2 . The reaction mixture was allowed to warm to r.t. and stirred for 1 h prior to being quenched with saturated NaHCO_3 and extracted with DCM (3x50 mL). The combined organic layer was washed with water and then, dried (Na_2SO_4), filtered and then concentrated. The oil was chromatographed on silica gel (1:16 to 1:8 ethyl acetate/hexanes) to give title compound as an oil: (5.3 g, 99%). ^1H NMR (400 MHz, CDCl_3) δ 12.30 (s, 1H), 7.83 – 7.72 (m, 4H), 7.54 – 7.38 (m, 6H), 6.87 (s, 1H), 4.35 (s, 2H), 3.94 (s, 3H), 1.24 (s, 9H).

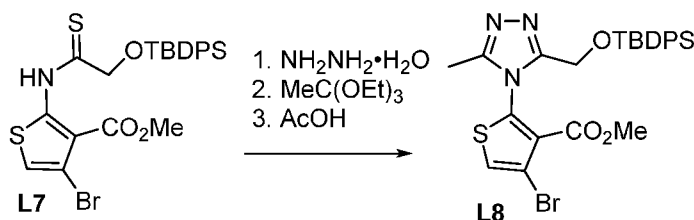
[0542] Step 4: Synthesis of methyl 4-bromo-2-(2-((tert-butyldiphenylsilyl)oxy)ethanethioamido)thiophene-3-carboxylate



[0543] To a solution of L6 (5.5 g, 10 mmol) in dioxane (40 mL) was added Lawesson's reagent (2.4 g, 6 mmol, 0.6eq) and the reaction mixture was heated at reflux. The reaction was monitored by TLC and all the starting material was consumed in 4-6 hours. The reaction mixture was cooled and diluted with water and EtOAc. After extraction, the

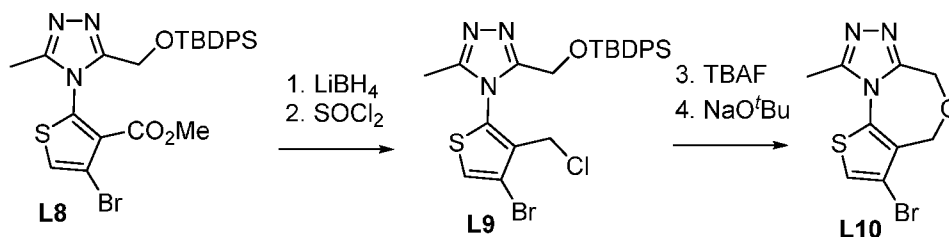
organic layers were combined and washed with brine twice. The organic layer was dried and removed under vacuum. The residue was chromatographed on silica gel (1:16 to 1:8 ethyl acetate /hexanes) to give **L7** as a yellow solid: (3.2 g, 57%).

[0544] Step 5: Synthesis of methyl 4-bromo-2-(3-(((tert-butyldiphenylsilyl)oxy)methyl)-5-methyl-4H-1,2,4-triazol-4-yl)thiophene-3-carboxylate



[0545] To a solution of **L7** (3.2 g, 5.7 mmol) in THF (20 mL) was added hydrazine monohydrate (0.55 mL, 11.4 mmol, 2eq) at r.t. The reaction mixture was stirred for 1 h prior to being concentrated in vacuum. The residue was taken up in DCM and washed with water and brine. The organic layer was separated, dried and concentrated. The residue was taken up in ethanol (10 mL) and THF (2 mL), and triethyl orthoacetate (3.1 mL, 3eq) was added. The reaction mixture was heated at reflux for 1 h. All volatiles were removed under vacuum and the residue was treated with AcOH (20 mL). The reaction mixture was heated at reflux for 1h prior to the removal of the solvent under vacuum. The residue was treated with EtOAc, washed with 1 M NaOH, saturated NaHCO_3 , and brine. The organic layer was dried and concentrated. The residue was chromatographed on silica gel (1:2 ethyl acetate /hexanes followed by ethyl acetate, then DCM/MeOH 15:1) to give **L8** (1.9 g, 58%). ^1H NMR (400 MHz, CDCl_3) δ 7.57 – 7.32 (m, 10H), 4.78 (d, $J = 12.8$ Hz, 1H), 4.62 (d, $J = 12.8$ Hz, 1H), 3.64 (s, 3H), 2.36 (s, 3H), 0.96 (s, 9H).

[0546] Step 6: Synthesis of 3-bromo-9-methyl-4H,6H-thieno[2,3-e][1,2,4]triazolo[3,4-c][1,4]oxazepine



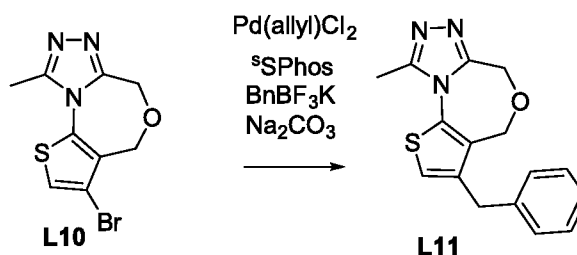
[0547] Step 1 and 2: To a solution of **L8** (1.9 g, 3.3 mmol) in THF (20 mL) at 0 °C was added a solution of LiBH_4 (2 M in THF, 3.3 mL, 6.6 mmol, 2 eq). MeOH (2 mL) was

added and the reaction mixture was allowed to warm to r.t. and stirred for 12h. All volatiles were removed and the residue was taken up in EtOAc. The organic layer was washed with water and brine prior to being dried and concentrated. The residue was dissolved in DCM (20 mL) and cooled to 0 °C. Thionyl chloride(0.72 mL, 9.9 mmol, 3eq) was added and the reaction mixture was allowed to warm to r.t. After 1 h, all the volatiles were removed and the residue was taken up in EtOAc and washed with 1 M Na₂CO₃ and brine, dried and concentrated to give crude **L9**. (1.75 g). ¹H NMR (400 MHz, CDCl₃) δ 7.55 – 7.33 (m, 10H), 4.73 (d, *J* = 12.6 Hz, 1H), 4.66 (d, *J* = 12.6 Hz, 1H), 4.24 (s, 2H), 2.40 (s, 3H), 0.99 (s, 9H).

[0548] Step 3 and 4: To a solution of **L9** (1.75 g, 3.1 mmol) in THF (10 mL) was added a solution of TBAF (3.1 mL, 3.1 mmol, 1M in THF). The solution was stirred for 1 h prior to being added to a hot solution of NaOtBu (595 mg, 6.2 mmol, 2eq) in ^tBuOH(40 mL) at 80 °C. The reaction mixture was stirred for 5 min and then cooled down. All the solvent was removed under vacuum and the residue was taken up in EtOAc and water. The organic layer was washed with brine, dried and concentrated. The residue was purified through HPLC to afford TFA salt of the **L10**.(667 mg, 51% over four steps). ¹H NMR (400 MHz, CDCl₃) δ 7.55 (s, 1H), 4.93 (s, 2H), 4.89 (s, 2H), 2.81 (s, 3H).

EXAMPLE 2

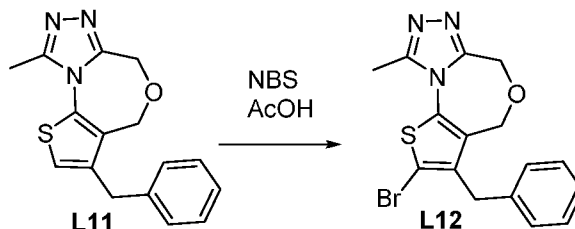
Synthesis of 3-benzyl-9-methyl-4H,6H-thieno[2,3-e][1,2,4]triazolo[3,4-c][1,4]oxazepine



[0549] To a flask was charged with **L10** (210 mg, 0.74 mmol), potassium benzyltrifluoroborate (293 mg, 1.48 mmol), Pd(dppf)Cl₂ (60 mg, 0.07 mmol), dioxane (6 mL) and Na₂CO₃ solution (2 M, 3 mL) under N₂. The reaction mixture was heated at 100 °C oil bath for 1 h. The reaction mixture was extracted with EtOAc and the organic layer was washed with brine, dried and concentrated. The residue was purified through HPLC to afford **L11**(166 mg, 76% yield). ¹H NMR (400 MHz, CDCl₃) δ 7.40 – 7.30 (m, 3H), 7.20 (d, *J* = 7.2 Hz, 2H), 6.82 (s, 1H), 4.79 (s, 2H), 4.73 (s, 2H), 3.88 (s, 2H), 2.75 (s, 3H).

EXAMPLE 3

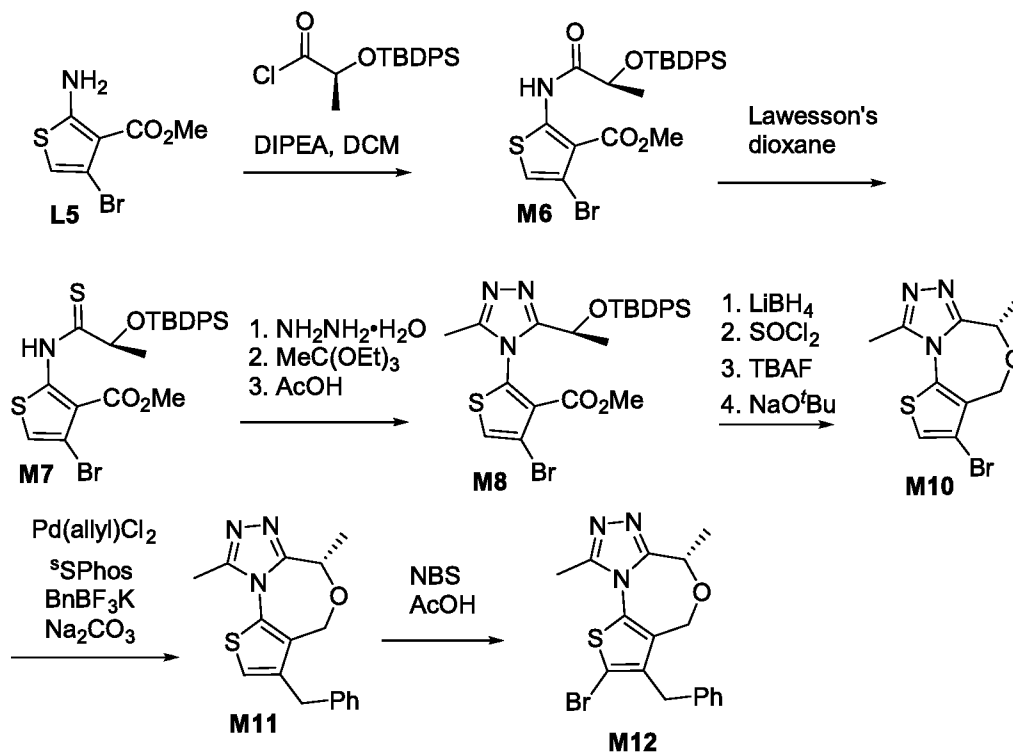
Synthesis of 3-benzyl-2-bromo-9-methyl-4H,6H-thieno[2,3-e][1,2,4]triazolo[3,4-c][1,4]oxazepine



[0550] To a solution of **L11** TFA salt (166 mg, 0.53 mmol) in DCM (4 mL) and AcOH (1 mL) was added NBS (94 mg, 0.6 mmol) and the reaction mixture was stirred for 1 h. The reaction mixture was evaporated and purified via HPLC to give **L12** as a solid. (126 mg, 63%). ESI-MS:375.94.

EXAMPLE 4

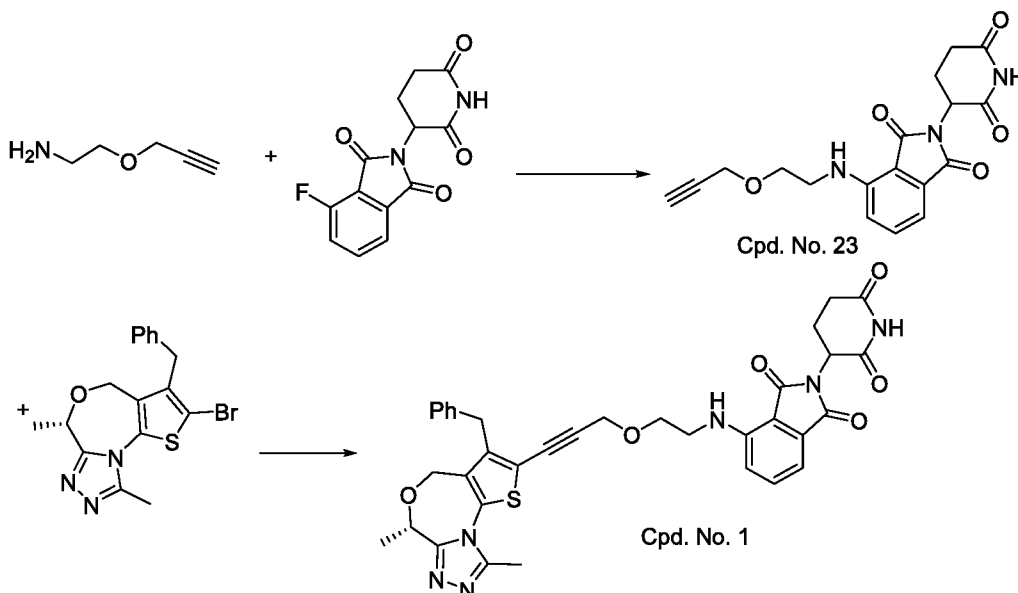
Synthesis of (S)-3-benzyl-2-bromo-6,9-dimethyl-4H,6H-thieno[2,3-e][1,2,4]triazolo[3,4-c][1,4]oxazepine



[0551] Following the same synthetic procedure described in Examples 1-3, M12 was prepared using L5 and (S)-2-((tert-butyldiphenylsilyl)oxy)propanoyl chloride as starting materials. ESI-MS: 390.3

EXAMPLE 5

Synthesis of 4-((2-((3-((S)-3-benzyl-6,9-dimethyl-4H,6H-thieno[2,3-e][1,2,4]triazolo[3,4-c][1,4]oxazepin-2-yl)prop-2-yn-1-yl)oxy)ethyl)amino)-2-(2,6-dioxopiperidin-3-yl)isoindoline-1,3-dione



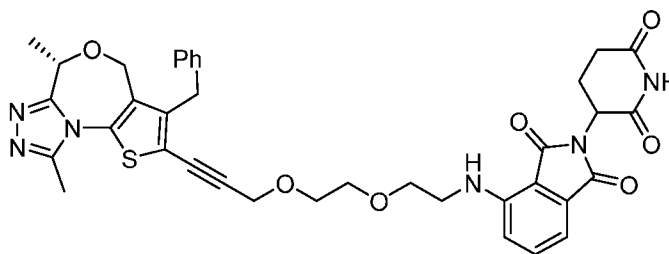
[0552] Step 1: To a solution of 2-(prop-2-yn-1-yloxy)ethan-1-amine (99 mg, 1 mmol) and 2-(2,6-dioxopiperidin-3-yl)-4-fluoroisoindoline-1,3-dione (276 mg, 1 mmol) in DMF (1 mL) was added DIPEA (0.35 mL, 2 mmol). The reaction mixture was heated at 90°C for 12 hours. The reaction mixture was cooled and treated with EtOAc and brine. The organic layer was separated, dried, and evaporated. The residue was subject to HPLC purification to afford 2-(2,6-dioxopiperidin-3-yl)-4-((2-(prop-2-yn-1-yloxy)ethyl)amino)isoindoline-1,3-dione (25 mg, 7% yield). ¹H NMR (400 MHz, CDCl₃) δ 8.01 (s, 1H), 7.53 (t, *J* = 7.8 Hz, 1H), 7.14 (d, *J* = 7.1 Hz, 1H), 6.96 (d, *J* = 8.6 Hz, 1H), 4.94 (dd, *J* = 11.2, 5.3 Hz, 1H), 4.24 (s, 2H), 3.80 (t, *J* = 4.9 Hz, 2H), 3.53 (t, *J* = 5.0 Hz, 2H), 2.88 (dd, *J* = 25.7, 11.5 Hz, 1H), 2.77 (ddd, *J* = 16.3, 13.2, 3.6 Hz, 2H), 2.49 (s, 1H), 2.23 – 2.05 (m, 1H). ESI-MS: (M+H) 356.07.

[0553] Step 2: To a Schlenk tube was added CuI (3.8 mg), Pd(Ph₃P)₂Cl₂ (7 mg), M12 (10 mg, 0.025 mmol), and Cpd. No. 23 (21 mg), THF (1 mL) and Et₃N (0.25 mL). The

reaction mixture was heated at 70°C for 12 hours. The reaction mixture was cooled and treated with EtOAc and brine. The organic layer was separated, dried, and evaporated. The residue was subjected to HPLC purification to afford the title compound (6 mg, 36% yield). ¹H NMR (400 MHz, MeOD) δ 7.53 (t, *J* = 7.6 Hz, 1H), 7.29 – 7.21 (m, 2H), 7.20–7.16 (m, 3H), 7.09 (d, *J* = 8.5 Hz, 1H), 7.02 (d, *J* = 7.2 Hz, 1H), 5.02 (dd, *J* = 11.8, 5.6 Hz, 1H), 4.69–4.65 (m, 1H), 4.59 – 4.49 (m, 2H), 4.05 (dd, *J* = 15.8, 4.2 Hz, 1H), 3.93 (d, *J* = 15.6 Hz, 1H), 3.82 (t, *J* = 5.1 Hz, 2H), 3.55 (t, *J* = 5.2 Hz, 2H), 2.90 – 2.69 (m, 3H), 2.75 (s, 3H), 2.10–2.03 (m, 1H), 1.65 (d, *J* = 6.6 Hz, 3H). ESI-MS: 665.02.

EXAMPLE 6

Synthesis of 3-(4-((2-(2-((3-((S)-3-benzyl-6,9-dimethyl-4H,6H-thieno[2,3-e][1,2,4]triazolo[3,4-c][1,4]oxazepin-2-yl)prop-2-yn-1-yl)oxy)ethoxy)ethyl)amino)-1-oxoisindolin-2-yl)piperidine-2,6-dione

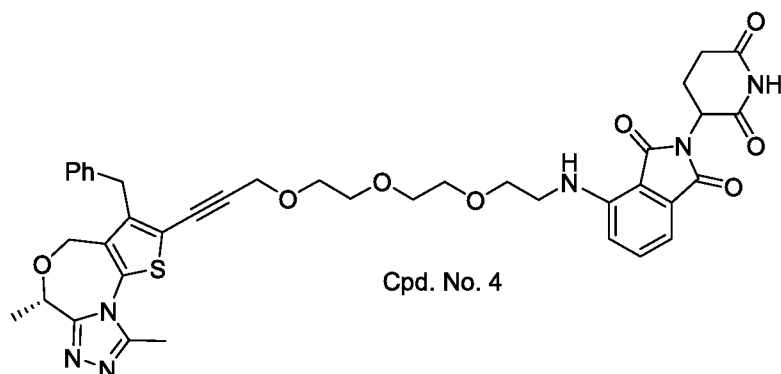


Cpd. No. 3

[0554] Compound Cpd. No. 3 was made using the procedure described for Cpd. No. 1 in Example 5. ¹H NMR (400 MHz, MeOD) δ 7.53 (t, *J* = 7.8 Hz, 1H), 7.32 – 7.24 (m, 2H), 7.19–7.09 (m, 3H), 7.09 (d, *J* = 8.5 Hz, 1H), 7.05 – 6.96 (m, 1H), 5.02 (dd, *J* = 12.4, 5.3 Hz, 1H), 4.82 (d, *J* = 15.3 Hz, 1H), 4.63–4.56 (m, 1H), 4.56 (d, *J* = 15.3 Hz, 1H), 4.51 (s, 2H), 4.13 – 4.04 (m, 1H), 3.98 (d, *J* = 15.4 Hz, 1H), 3.82 – 3.63 (m, 6H), 3.48 (t, *J* = 5.3 Hz, 3H), 2.87 – 2.64 (m, 6H), 2.08–2.02 (m, 1H), 1.64 (d, *J* = 6.5 Hz, 3H). ESI-MS: 709.08.

EXAMPLE 7

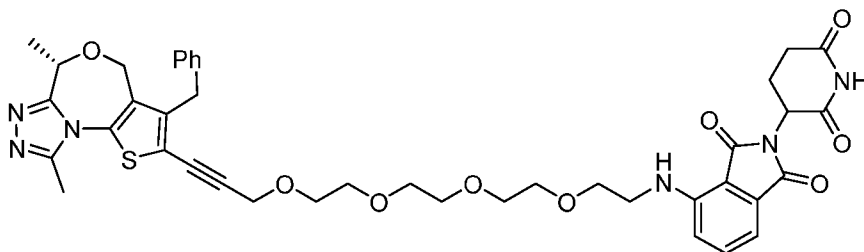
Synthesis of 4-((2-(2-((3-((S)-3-benzyl-6,9-dimethyl-4H,6H-thieno[2,3-e][1,2,4]triazolo[3,4-c][1,4]oxazepin-2-yl)prop-2-yn-1-yl)oxy)ethoxy)ethoxy)ethyl)amino)-2-(2,6-dioxopiperidin-3-yl)isindoline-1,3-dione



[0555] Compound Cpd. No. 4 was made using the procedure described for Cpd. No. 1 in Example 5. ^1H NMR (400 MHz, MeOD) δ 7.57 – 7.49 (m, 1H), 7.29-7.20 (m, 2H), 7.20-7.10 (m, 3H), 7.08 (d, J = 8.6 Hz, 1H), 7.02 (dd, J = 7.0, 2.9 Hz, 1H), 5.02 (dd, J = 12.4, 5.5 Hz, 2H), 4.82 (d, J = 15.4 Hz, 1H), 4.64-4.60 (m, 1H), 4.58 (d, J = 15.4 Hz, 1H), 4.49 (s, 2H), 4.08 (d, J = 15.4 Hz, 1H), 3.99 (d, J = 15.7 Hz, 1H), 3.79 – 3.61 (m, 10H), 3.49 (t, J = 5.2 Hz, 2H), 2.85 – 2.62 (m, 6H), 2.14 – 2.02 (m, 1H), 1.64 (d, J = 6.5 Hz, 3H).ESI-MS:753.23.

EXAMPLE 8

Synthesis of 4-((15-((S)-3-benzyl-6,9-dimethyl-4H,6H-thieno[2,3-e][1,2,4]triazolo[3,4-c][1,4]oxazepin-2-yl)-3,6,9,12-tetraoxapentadec-14-yn-1-yl)amino)-2-(2,6-dioxopiperidin-3-yl)isoindoline-1,3-dione

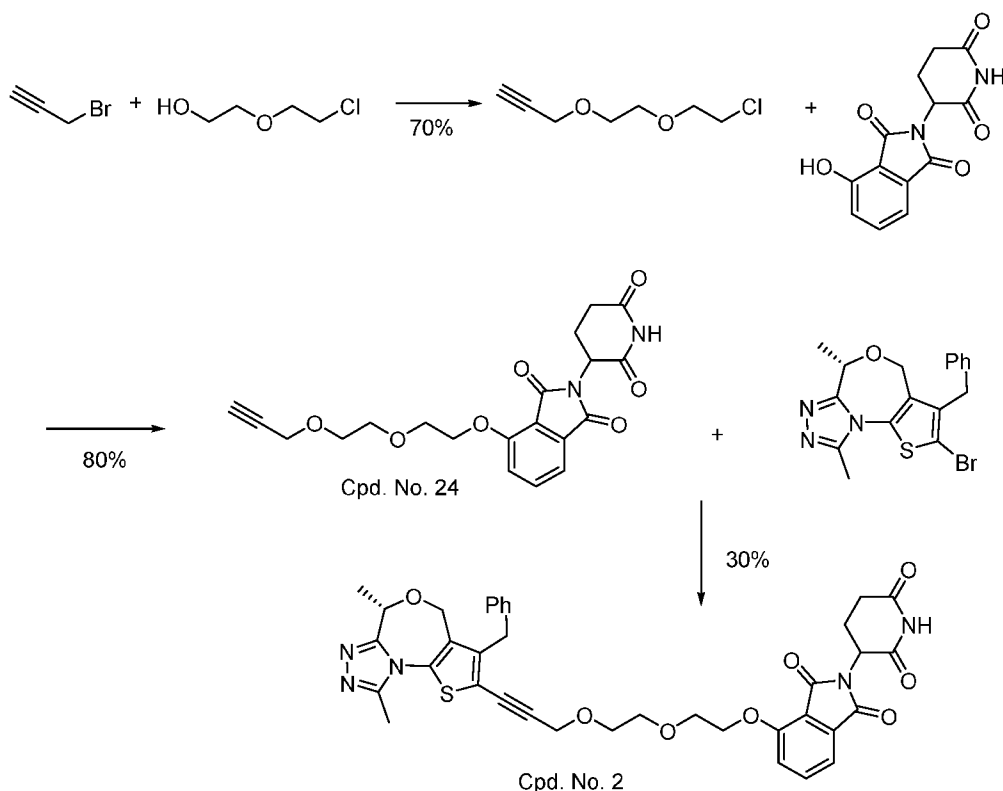


[0556] Compound Cpd. No. 5 was made using the procedure described for Cpd. No. 1 in Example 5. ^1H NMR (400 MHz, MeOD) δ 7.57 – 7.51 (m, 1H), 7.29 (t, J = 7.6 Hz, 2H), 7.21 (t, J = 7.5 Hz, 3H), 7.08 (d, J = 8.6 Hz, 1H), 7.03 (d, J = 7.1 Hz, 1H), 5.03 (dd, J = 12.5, 5.5 Hz, 2H), 4.82-4.78 (m, 1H), 4.68 – 4.62 (m, 1H), 4.62 – 4.53 (m, 1H), 4.49 (s, 2H), 4.09 (d, J = 15.7 Hz, 1H), 4.00 (d, J = 15.6 Hz, 1H), 3.79 – 3.57 (m, 14H), 3.49 (t, J

= 5.2 Hz, 2H), 2.92 – 2.60 (m, 6H), 2.17 – 2.03 (m, 1H), 1.63 (d, J = 6.5 Hz, 3H). ESI-MS: 797.14.

EXAMPLE 9

Synthesis of 3-(4-(2-(2-((3-((S)-3-benzyl-6,9-dimethyl-4H,6H-thieno[2,3-e][1,2,4]triazolo[3,4-c][1,4]oxazepin-2-yl)prop-2-yn-1-yl)oxy)ethoxy)ethoxy)-1-oxoisindolin-2-yl)piperidine-2,6-dione



[0557] Step 1: Chloropoly(ethoxy)ethanol (2.49 g, 20 mmol) was added dropwise to a suspension of NaH (60% in mineral oil, 1.6 g, 40 mmol) in THF (50 mL) at -20°C under N_2 . After cooled to -78°C , propargyl bromide solution (3.6 mL, 20 mmol) was added dropwise and the mixture was refluxed for 2 h. The THF solvent was evaporated and the residue was taken up in DCM, washed with water. The organic layer was separated, dried, and evaporated. The residue was purified by chromatography (dichloromethane) to afford 3-(2-(2-chloroethoxy)ethoxy)prop-1-yne in 70% yield.

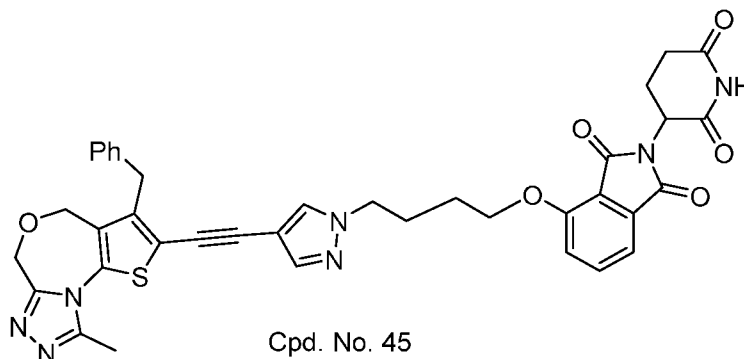
[0558] Step 2: To a solution of 3-(2-(2-chloroethoxy)ethoxy)prop-1-yne (81 mg, 0.5 mmol), 2-(2,6-dioxopiperidin-3-yl)-4-hydroxyisoindoline-1,3-dione (70 mg, 0.25 mmol) in DMF (2 mL) was added KHCO_3 (50 mg) and KI (10 mg). The reaction

mixture was stirred at 70 °C for 12 hour prior to being taken up in ethyl acetate and water. The organic layer was separated, dried, and evaporated. The residue was purified by chromatography (DCM:EtOAc 2:1) to afford Cpd. No. 24 (80 mg, 80%). ¹H NMR (400 MHz, CDCl₃) δ 7.69 (dd, *J* = 8.4, 7.4, Hz, 1H), 7.48 (d, *J* = 7.3 Hz, 1H), 7.32 – 7.27 (m, 1H), 5.00-4.96 (m, 1H), 4.43 – 4.32 (m, 2H), 4.22 (s, 2H), 3.99 – 3.90 (m, 2H), 3.85-3.80 (m, 2H), 3.74 – 3.70 (m, 2H), 2.99-2.71 (m, 3H), 2.52 (s, 1H), 2.14-2.10 (m, 1H).ESI-MS: 401.10.

[0559] Step 3: To a Schlenk tube was added CuI (3.8 mg), Pd(Ph₃P)₂Cl₂ (7 mg), M12 (20 mg, 0.05 mmol), and Cpd. No. 24 (40 mg), THF (2 mL) and Et₃N (0.5 mL). The reaction mixture was heated at 70°C for 12 hours. The reaction mixture was cooled and treated with EtOAc and brine. The organic layer was separated, dried, and evaporated. The residue was subjected to HPLC purification to afford the title compound. ¹H NMR (400 MHz, MeOD) δ 7.74-7.70 (m, 1H), 7.44-7.30 (m, 2H), 7.27-7.20 (m, 5H), 5.08 (dd, *J* = 12.6, 5.0 Hz, 1H), 4.65-4.60 (m, 1H), 4.56 (d, *J* = 13.6 Hz, 1H), 4.50 (s, 2H), 4.36-4.32 (m, 2H), 4.08 (d, *J* = 15.5 Hz, 1H), 3.99 (d, *J* = 15.6 Hz, 1H), 3.92-3.88 (m, 2H), 3.80-3.75 (m, 2H), 3.74-3.70 (m, 2H), 2.91 – 2.65 (m, 6H), 2.11-1.98 (m, 1H), 1.64 (d, *J* = 5.1 Hz, 3H).ESI-MS: 710.02.

EXAMPLE 10

Synthesis of 4-(4-(4-((3-benzyl-9-methyl-4H,6H-thieno[2,3-e][1,2,4]triazolo[3,4-c][1,4]oxazepin-2-yl)ethynyl)-1H-pyrazol-1-yl)butoxy)-2-(2,6-dioxopiperidin-3-yl)isoindoline-1,3-dione

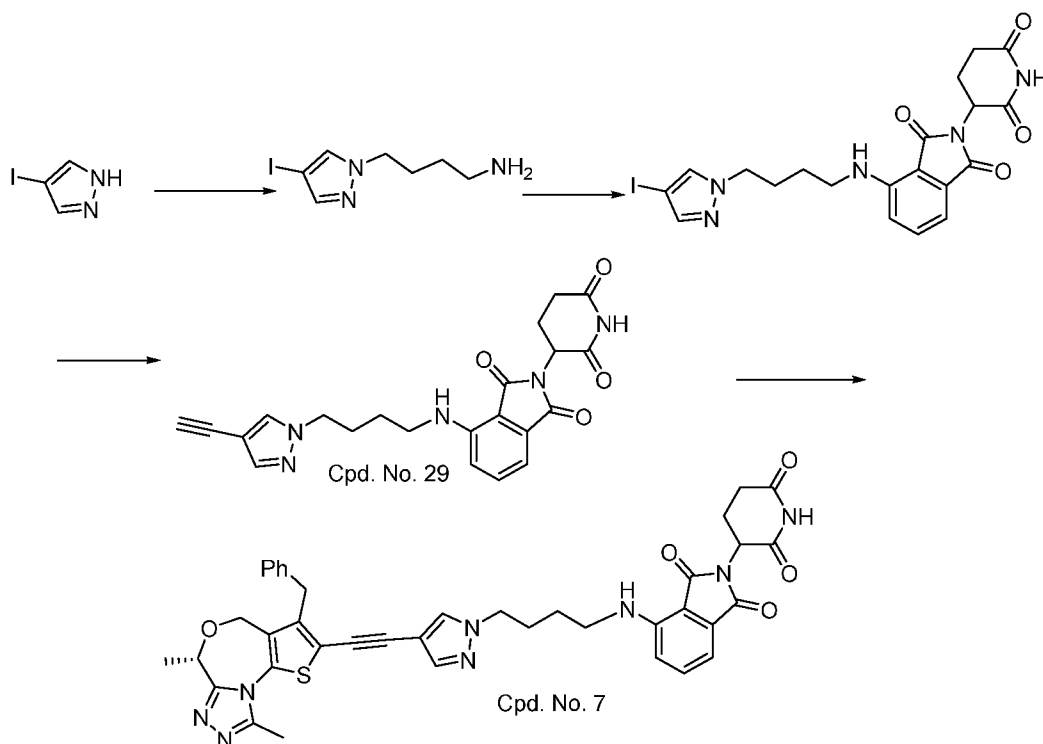


[0560] Compound Cpd. No. 45 was made using the procedure described for Cpd. No. 2 in Example 9. ¹H NMR (400 MHz, MeOD) δ 8.06 (s, 1H), 7.76 (dd, *J* = 8.5, 7.3 Hz, 1H), 7.66 (s, 1H), 7.43-7.33 (m, 2H), 7.35 – 7.14 (m, 5H), 5.09 (dd, *J* = 12.4, 5.3 Hz,

2H), 4.76 (s, 2H), 4.74 (s, 2H), 4.35 (t, $J = 6.8$ Hz, 2H), 4.25 (t, $J = 5.9$ Hz, 2H), 4.09 (s, 2H), 2.89 – 2.66 (m, 6H), 2.22 – 2.03 (m, 3H), 1.85–1.80 (m, 2H).ESI-MS: 715.92

EXAMPLE 11

Synthesis of 4-((2-(4-(((S)-3-benzyl-6,9-dimethyl-4H,6H-thieno[2,3-e][1,2,4]triazolo[3,4-c][1,4]oxazepin-2-yl)ethynyl)-1H-pyrazol-1-yl)ethyl)amino)-2-(2,6-dioxopiperidin-3-yl)isoindoline-1,3-dione



[0561] Step 1: To a solution of 4-iodo-1H-pyrazole (2.4 g, 12 mmol) and triethylamine (1.85 mL, 13mmol) in DCM (20 mL) at 0 °C was added MsCl (1 mL, 12.6 mmol). The reaction mixture was allowed to warm to r.t. and stirred for another 1 hour. The reaction mixture was quenched with saturated NH₄Cl solution, extracted with DCM. The organic layer was separated, washed with brine, dried, and evaporated. The residue was dissolved in CH₃CN (70 mL) and tert-butyl (4-hydroxybutyl)carbamate (1.89 g, 10 mmol) and Cs₂CO₃ (3.9 g, 12 mmol) was added. The reaction mixture was heated to reflux for 12 h. After the reaction was cooled, the mixture was filtered and the filtrate was evaporated. The residue was taken up in EtOAc and water. The organic layer was separated, washed with brine, dried, and evaporated. The residue was purified by chromatography (EtOAc/Hexanes : 1:2) to afford crude tert-butyl (4-(4-iodo-1H-pyrazol-1-

yl)butyl)carbamate (2.3 g, 53%), which was treated with DCM (5 mL) and TFA (5 mL). The reaction mixture was stirred for 12 hours. All the volatiles were removed under vacuum and the residue was subject to HPLC purification to afford the 4-(4-iodo-1H-pyrazol-1-yl)butan-1-amine.

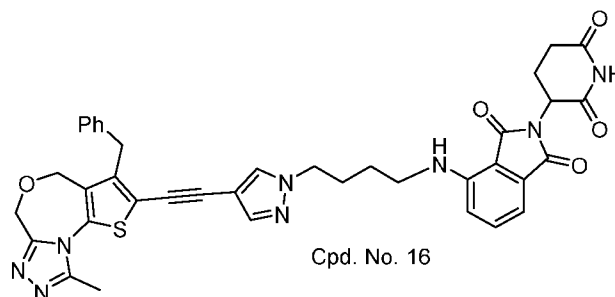
[0562] Step 2: To a solution of TFA salt of 4-(4-iodo-1H-pyrazol-1-yl)butan-1-amine (378 mg, 1 mmol) and 2-(2,6-dioxopiperidin-3-yl)-4-fluoroisoindoline-1,3-dione (276 mg, 1 mmol) in DMF (1 mL) was added DIPEA (0.52 mL, 3 mmol). The reaction mixture was heated at 90°C for 12 hours. The reaction mixture was cooled and treated with EtOAc and brine. The organic layer was separated, dried, and evaporated. The residue was subject to HPLC purification to afford 2-(2,6-dioxopiperidin-3-yl)-4-((4-(4-iodo-1H-pyrazol-1-yl)butyl)amino)isoindoline-1,3-dione (122 mg, 23% yield).

[0563] Step 3: To a Schlenk tube was added CuI (5.3 mg), Pd(Ph₃P)₂Cl₂ (20 mg), 2-(2,6-dioxopiperidin-3-yl)-4-((4-(4-iodo-1H-pyrazol-1-yl)butyl)amino)isoindoline-1,3-dione (100 mg, 0.2 mmol), and ethynyltrimethylsilane (39.2 mg, 0.4 mmol), THF (4 mL) and Et₃N (1 mL). The reaction mixture was heated at 40°C for 12 hours. The reaction mixture was cooled and treated with EtOAc and brine. The organic layer was separated, dried, and evaporated. The residue was purified by chromatography (EtOAc) to afford crude product, which was dissolved in THF and a solution of TBAF in THF (1M, 0.2 mL) was added. After 5 minutes, the reaction mixture was evaporated and the residue was subjected to HPLC purification to afford Cpd. No. 29 (50mg, 60% yield). ESI-MS: 420.13.

[0564] Step 4: To a Schlenk tube was added CuI (3.8 mg), Pd(Ph₃P)₂Cl₂ (7 mg), M12 (20 mg, 0.05 mmol), and Cpd. No. 29 (42 mg, 0.1 mmol), THF (2 mL) and Et₃N (0.5 mL). The reaction mixture was heated at 70°C for 12 hours. The reaction mixture was cooled and treated with EtOAc and brine. The organic layer was separated, dried, and evaporated. The residue was subjected to HPLC purification to afford the title compound (14 mg, 38% yield). ¹H NMR (400 MHz, MeOD) δ 7.95 (s, 1H), 7.67 (s, 1H), 7.53 (t, *J* = 7.2 Hz, 1H), 7.31 (t, *J* = 7.7 Hz, 2H), 7.23-7.18 (m, 3H), 7.02-6.98 (m, 2H), 5.05 (dd, *J* = 12.3, 5.2 Hz, 1H), 4.82 (d, *J* = 15.6 Hz, 1H), 4.66-4.61 (m, 1H), 4.60 (d, *J* = 15.6 Hz, 1H), 4.23 (t, *J* = 6.7 Hz, 2H), 4.14 (d, *J* = 15.7 Hz, 1H), 4.04 (d, *J* = 15.4 Hz, 1H), 3.38-3.33 (m, 2H), 2.93 – 2.60 (m, 6H), 2.14-2.09 (m, 1H), 2.06 – 1.91 (m, 2H), 1.64-1.59 (m, 5H). ESI-MS: 729.20.

EXAMPLE 12

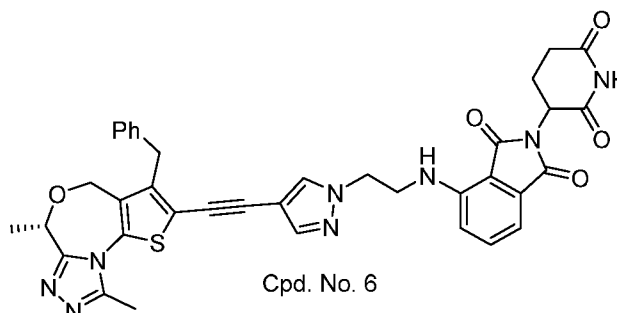
Synthesis of 4-((4-(4-((3-benzyl-9-methyl-4H,6H-thieno[2,3-e][1,2,4]triazolo[3,4-c][1,4]oxazepin-2-yl)ethynyl)-1H-pyrazol-1-yl)butyl)amino)-2-(2,6-dioxopiperidin-3-yl)isoindoline-1,3-dione



[0565] Compound Cpd. No. 16 was made using the procedure described for Cpd. No. 7 in Example 11. ¹H NMR (400 MHz, MeOD) δ 7.95 (s, 1H), 7.68 (s, 1H), 7.54 (d, *J* = 7.9 Hz, 2H), 7.33 – 7.21 (m, 5H), 7.05-7.00 (m, 2H), 5.09 – 5.01 (m, 1H), 4.77 (s, 2H), 4.75 (s, 2H), 4.23 (t, *J* = 6.8 Hz, 2H), 4.10-4.05 (m, 2H), 2.91 – 2.65 (m, 6H), 2.14 – 2.08 (m, 1H), 2.03 – 1.93 (m, 2H), 1.68 – 1.57 (m, 2H). ESI-MS: 715.26.

EXAMPLE 13

Synthesis of 4-((2-(4-(((S)-3-benzyl-6,9-dimethyl-4H,6H-thieno[2,3-e][1,2,4]triazolo[3,4-c][1,4]oxazepin-2-yl)ethynyl)-1H-pyrazol-1-yl)ethyl)amino)-2-(2,6-dioxopiperidin-3-yl)isoindoline-1,3-dione

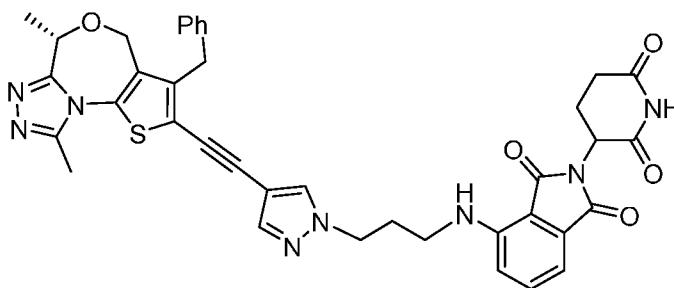


[0566] Compound Cpd. No. 6 was made using the procedure described for Cpd. No. 7 in Example 11. ¹H NMR (400 MHz, MeOD) δ 7.89 (s, 1H), 7.69 (s, 1H), 7.47 (dd, *J* = 8.5, 7.2 Hz, 1H), 7.29 (dd, *J* = 9.5, 5.6 Hz, 2H), 7.25 – 7.17 (m, 3H), 7.02 (d, *J* = 7.1 Hz, 1H), 6.87 (d, *J* = 8.6 Hz, 1H), 5.02 (dd, *J* = 12.4, 5.4 Hz, 1H), 4.83 (d, *J* = 9.7 Hz, 1H), 4.65-

4.58 (m, 1H), 4.60 (d, $J = 9.7$ Hz, 1H), 4.40 (dd, $J = 13.1, 7.5$ Hz, 2H), 4.09 (d, $J = 15.6$ Hz, 1H), 4.00 (d, $J = 15.5$ Hz, 1H), 3.82 (dd, $J = 13.2, 7.4$ Hz, 2H), 2.84 – 2.58 (m, 6H), 2.06–2.00 (m, 1H), 1.64 (d, $J = 6.6$ Hz, 3H). ESI-MS: 701.15.

EXAMPLE 14

Synthesis of 4-((3-(4-(((S)-3-benzyl-6,9-dimethyl-4H,6H-thieno[2,3-e][1,2,4]triazolo[3,4-c][1,4]oxazepin-2-yl)ethynyl)-1H-pyrazol-1-yl)propyl)amino)-2-(2,6-dioxopiperidin-3-yl)isoindoline-1,3-dione

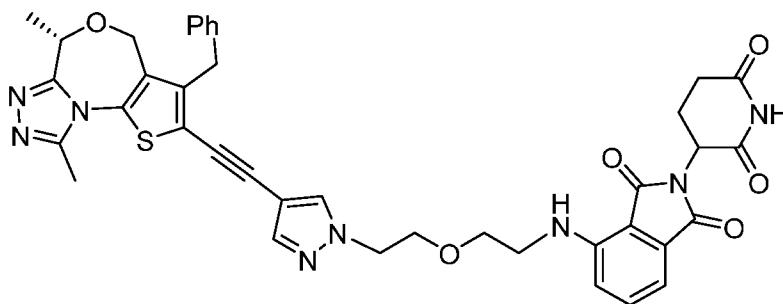


Cpd. No. 10

[0567] Compound Cpd. No. 10 was made using the procedure described for Cpd. No. 7 in Example 11. ESI-MS: 715.22.

EXAMPLE 15

Synthesis of 4-((2-(2-(4-(((S)-3-benzyl-6,9-dimethyl-4H,6H-thieno[2,3-e][1,2,4]triazolo[3,4-c][1,4]oxazepin-2-yl)ethynyl)-1H-pyrazol-1-yl)ethoxy)ethyl)amino)-2-(2,6-dioxopiperidin-3-yl)isoindoline-1,3-dione

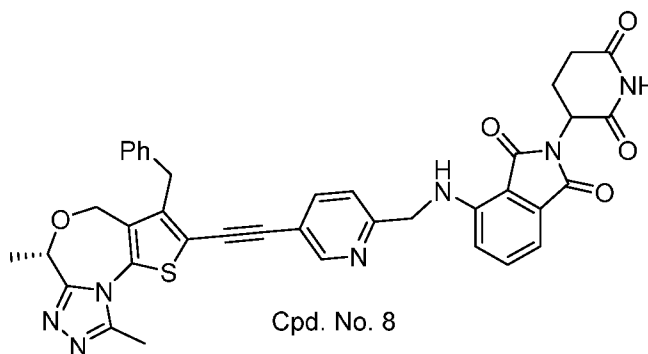


Cpd. No. 9

[0568] Compound Cpd. No. 9 was made using the procedure described for Cpd. No. 7 in Example 11. ESI-MS: 745.19.

EXAMPLE 16

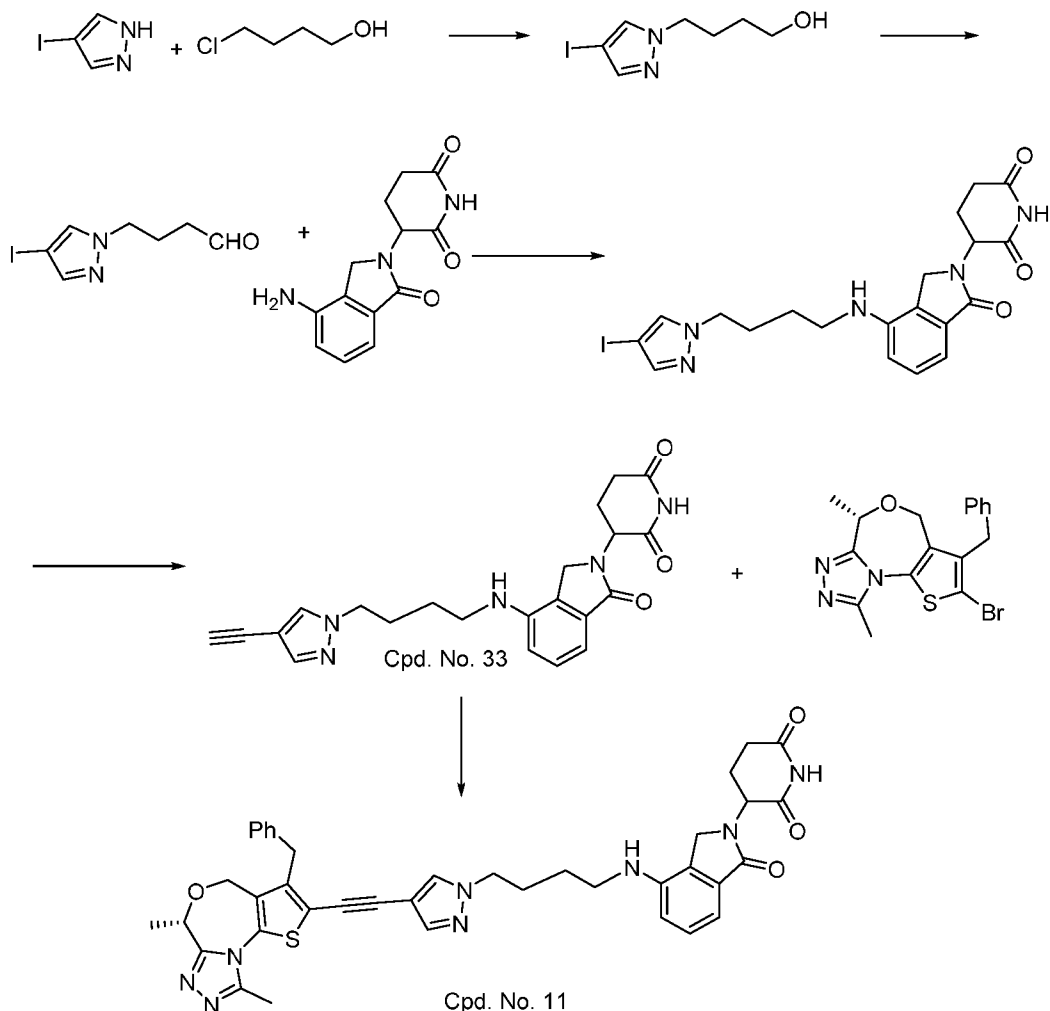
Synthesis of 4-(((5-(((S)-3-benzyl-6,9-dimethyl-4H,6H-thieno[2,3-e][1,2,4]triazolo[3,4-c][1,4]oxazepin-2-yl)ethynyl)pyridin-2-yl)methyl)amino)-2-(2,6-dioxopiperidin-3-yl)isoindoline-1,3-dione



[0569] Compound Cpd. No. 8 was made using the procedure described for Cpd. No. 7 in Example 11. ¹H NMR (400 MHz, MeOD) δ 8.68-8.62 (m, 1H), 7.91 (d, *J* = 8.0 Hz, 1H), 7.51-7.48 (m, 2H), 7.28-7.18 (m, 5H), 7.10 (d, *J* = 6.9 Hz, 1H), 6.94 (d, *J* = 8.2 Hz, 1H), 5.17 – 5.07 (m, 1H), 4.78 – 4.55 (m, 4H), 4.20 (d, *J* = 15.2 Hz, 1H), 4.11 (d, *J* = 16.1 Hz, 1H), 3.04 – 2.67 (m, 5H), 2.16-2.09 (m, 1H), 1.65 (d, *J* = 6.5 Hz, 3H). ESI-MS: 698.02.

EXAMPLE 17

Synthesis of 3-(4-((4-(4-(((S)-3-benzyl-6,9-dimethyl-4H,6H-thieno[2,3-e][1,2,4]triazolo[3,4-c][1,4]oxazepin-2-yl)ethynyl)-1H-pyrazol-1-yl)butyl)amino)-1-oxoisindolin-2-yl)piperidine-2,6-dione



[0570] Step 1: To a solution of 4-iodo-1H-pyrazole (3.88 g, 20 mmol) in CH₃CN (140 mL) was added 4-chlorobutan-1-ol (3.3 g, 1.3eq), Cs₂CO₃ (16.4 g, 60 mmol), and NaI (600 mg). The reaction mixture was heated at 50 °C for 12 hour. The reaction mixture was filtered and the filtrate was evaporated. The residue was purified by chromatography (EtOAc/Hexanes: 1:1 to EtOAc) to afford 4-(4-iodo-1H-pyrazol-1-yl)butan-1-ol (4 g, 75%).

[0571] Step 2: To a solution of 4-(4-iodo-1H-pyrazol-1-yl)butan-1-ol (4 g, 15 mmol) in DMSO (24 mL) and Et₃N (16 mL) was added SO₃·pyridine complex (7.1 g, 45 mmol). The reaction mixture was stirred for 3 h prior to being quenched with water. The reaction mixture was extracted with EtOAc. The organic layer was separated, washed with brine, dried, and evaporated. The residue was purified by chromatography (EtOAc/Hexanes: 1:2 to EtOAc) to afford 4-(4-iodo-1H-pyrazol-1-yl)butanal (2.8 g, 73%).¹H NMR

(400 MHz, CDCl₃) δ 9.76 (s, 1H), 7.52 (s, 1H), 7.44 (s, 1H), 4.20 (t, J = 6.7 Hz, 2H), 2.48 (t, J = 6.9 Hz, 2H), 2.18-2.10 (m, 2H).

[0572] Step 3: To a solution of 4-(4-iodo-1H-pyrazol-1-yl)butanal (526 mg, 2 mmol) and lenalidomide (520 mg, 2 mmol) in DCE (20 mL) was added acetic acid (0.06 mL). The reaction was stirred for 20 minutes prior to the addition of NaHB(OAc)₃ (848 mg). The reaction mixture was stirred for 12 h prior to being quenched with water. The reaction mixture was extracted with DCM. The organic layer was separated, washed with brine, dried, and evaporated. The residue was purified by HPLC to afford 3-(4-((4-(4-iodo-1H-pyrazol-1-yl)butyl)amino)-1-oxoisindolin-2-yl)piperidine-2,6-dione (420 mg, 38%). ¹H NMR (400 MHz, MeOD) δ 7.73-7.70 (m, 1H), 7.50-7.45 (m, 1H), 7.32-7.25 (m, 1H), 7.10-7.05 (m, 1H), 6.80-6.75 (m, 1H), 5.16-5.06 (m, 1H), 4.28-4.20 (m, 2H), 4.22-4.12 (m, 2H), 3.24-3.20 (m, 2H), 2.84-2.80 (m, 2H), 2.48-2.40 (m, 1H), 2.20-2.15 (m, 1H), 1.99-1.89 (m, 2H), 1.63-1.58 (m, 2H). ESI-MS: 508.95.

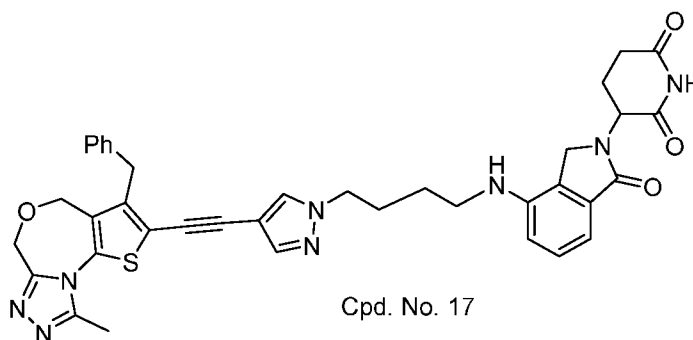
[0573] Step 4: To a Schlenk tube was added CuI (9.5 mg), Pd(Ph₃P)₂Cl₂ (35 mg), 3-(4-((4-(4-iodo-1H-pyrazol-1-yl)butyl)amino)-1-oxoisindolin-2-yl)piperidine-2,6-dione (267 mg, 0.5 mmol), and ethynyltrimethylsilane (98 mg, 1 mmol), THF (4 mL) and Et₃N (1 mL). The reaction mixture was heated at 40°C for 12 hours. The reaction mixture was cooled and treated with EtOAc and brine. The organic layer was separated, dried, and evaporated. The residue was purified by chromatography (EtOAc) to afford crude product (215 mg, 90%), which was dissolved in THF and a solution of TBAF in THF (1M, 0.45 mL) was added. After 5 minutes, the reaction mixture was evaporated and the residue was purified by chromatography (EtOAc) to afford crude product, which was further purified by HPLC to afford Cpd. No. 33 (100 mg, 55% yield). ESI-MS: 406.24.

[0574] Step 5: To a Schlenk tube was added CuI (1.9 mg), Pd₂(dba)₃ (18.3 mg), HP^tBu₃BF₄ (11.6 mg), Cpd. No. 33 (81 mg, 0.2 mmol), and M12 (39 mg, 0.1 mmol), THF (4 mL) and HNⁱPr₂ (0.14 mL). The reaction mixture was heated at 40°C for 12 hours. The reaction mixture was cooled and treated with EtOAc and brine. The organic layer was separated, dried, and evaporated. The residue was purified by HPLC to afford Cpd. No. 11 (25 mg, 35% yield). ¹H NMR (400 MHz, MeOD) δ 7.94 (s, 1H), 7.67 (s, 1H), 7.32-7.27 (m, 3H), 7.24-7.20 (m, 3H), 7.09 (d, J = 7.4 Hz, 1H), 6.82 (d, J = 8.0 Hz, 1H), 5.16 (dd, J = 13.3, 5.2 Hz, 1H), 4.83-4.80 (m, 1H), 4.68-4.60 (m, 1H), 4.60 (d, J = 15.3 Hz, 1H), 4.30 (t, J = 10.0 Hz, 2H), 4.23 (t, J = 6.8 Hz, 2H), 4.14 (d, J = 15.6 Hz, 1H), 4.05 (d, J = 15.6 Hz, 1H), 3.27 – 3.20 (m, 2H), 2.98 – 2.85 (m, 1H), 2.80-2.75 (m,

4H), 2.47-2.42 (m, 1H), 2.24 – 2.12 (m, 1H), 2.08 – 1.92 (m, 2H), 1.74 – 1.54 (m, 5H).ESI-MS: 715.26.

EXAMPLE 18

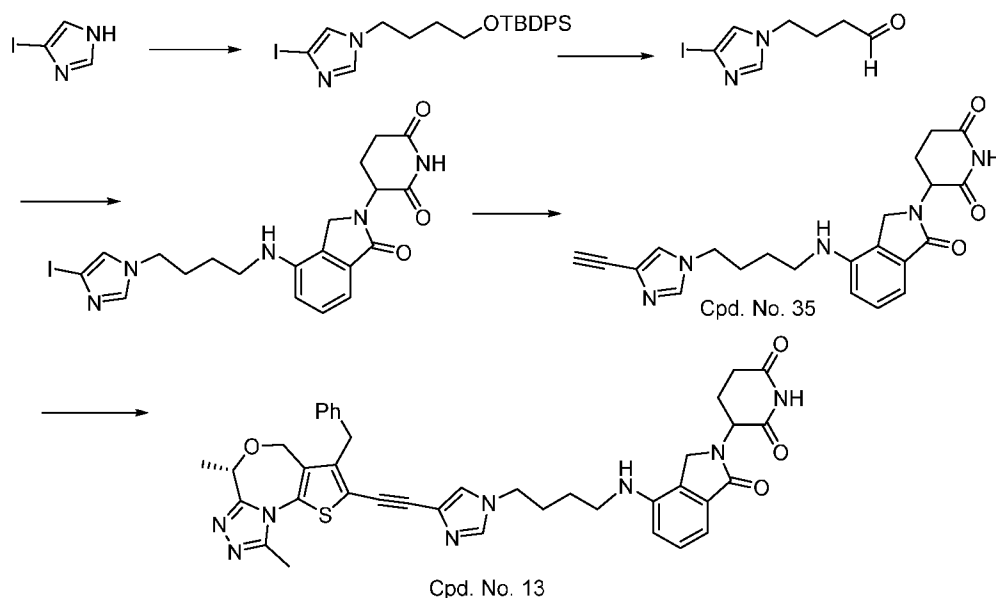
Synthesis of 3-(4-((4-(4-((3-benzyl-9-methyl-4H,6H-thieno[2,3-e][1,2,4]triazolo[3,4-c][1,4]oxazepin-2-yl)ethynyl)-1H-pyrazol-1-yl)butyl)amino)-1-oxoisindolin-2-yl)piperidine-2,6-dione



[0575] Cpd. No. 17 was made using the procedure described for Cpd. No. 11 in Example 17 .

EXAMPLE 19

Synthesis of 3-(4-((4-(4-(((S)-3-benzyl-6,9-dimethyl-4H,6H-thieno[2,3-e][1,2,4]triazolo[3,4-c][1,4]oxazepin-2-yl)ethynyl)-1H-imidazol-1-yl)butyl)amino)-1-oxoisindolin-2-yl)piperidine-2,6-dione



[0576] Step 1: To a suspension of 4-iodo-1*H*-imidazole (3.88 g, 20 mmol) in THF (140 mL) was added NaH (960 mg, 24 mmol, 1.2 eq) portionwise at 0 °C under N₂. The mixture was stirred for 20 minutes at 0 °C prior to the addition of (4-bromobutoxy)(tert-butyl)diphenylsilane (3.5 g, 9 mmol). The reaction mixture was allowed to warm to r.t. and stirred for 1 h. The reaction mixture was heated at reflux for 4 hours. The reaction mixture was quenched with water and extracted with EtOAc. The residue was purified by chromatography (EtOAc/Hexanes: 1:1 to EtOAc) to afford 1-(4-((tert-butyldiphenylsilyl)oxy)butyl)-4-iodo-1*H*-imidazole (1 g, 22%). ¹H NMR (400 MHz, CDCl₃) δ 7.70 – 7.62 (m, 4H), 7.51 – 7.38 (m, 6H), 7.33 (s, 1H), 6.97 (s, 1H), 3.92 (t, *J* = 6.9 Hz, 2H), 3.70 (t, *J* = 5.5 Hz, 2H), 1.94 – 1.83 (m, 2H), 1.57 – 1.50 (m, 2H), 1.07 (s, 9H).

[0577] Step 2: To a solution of 1-(4-((tert-butyldiphenylsilyl)oxy)butyl)-4-iodo-1*H*-imidazole (1 g, 2 mmol) in THF (8 mL) was added a solution of TBAF in THF (1M, 2 mL) was added. After 1 hour, the reaction mixture was evaporated and the residue was purified by chromatography (EtOAc) to afford 4-(4-iodo-1*H*-imidazol-1-yl)butan-1-ol (80 mg), which was dissolved in DMSO (2 mL) and Et₃N (1 mL). SO₃·pyridine complex (96 mg, 0.6 mmol) was then added. The reaction mixture was stirred for 1 h prior to being quenched with water. The reaction mixture was extracted with EtOAc. The organic layer was separated, washed with brine, dried, and evaporated. The residue was purified by chromatography (EtOAc/Hexanes: 1:2 to EtOAc) to afford 4-(4-iodo-1*H*-imidazol-1-

yl)butanal. ^1H NMR (400 MHz, CDCl_3) δ 9.80 (s, 1H), 7.37 (s, 1H), 7.02 (s, 1H), 4.01 (t, $J = 7.0$ Hz, 2H), 2.50 (t, $J = 6.9$ Hz, 2H), 2.25 – 2.01 (m, 2H).

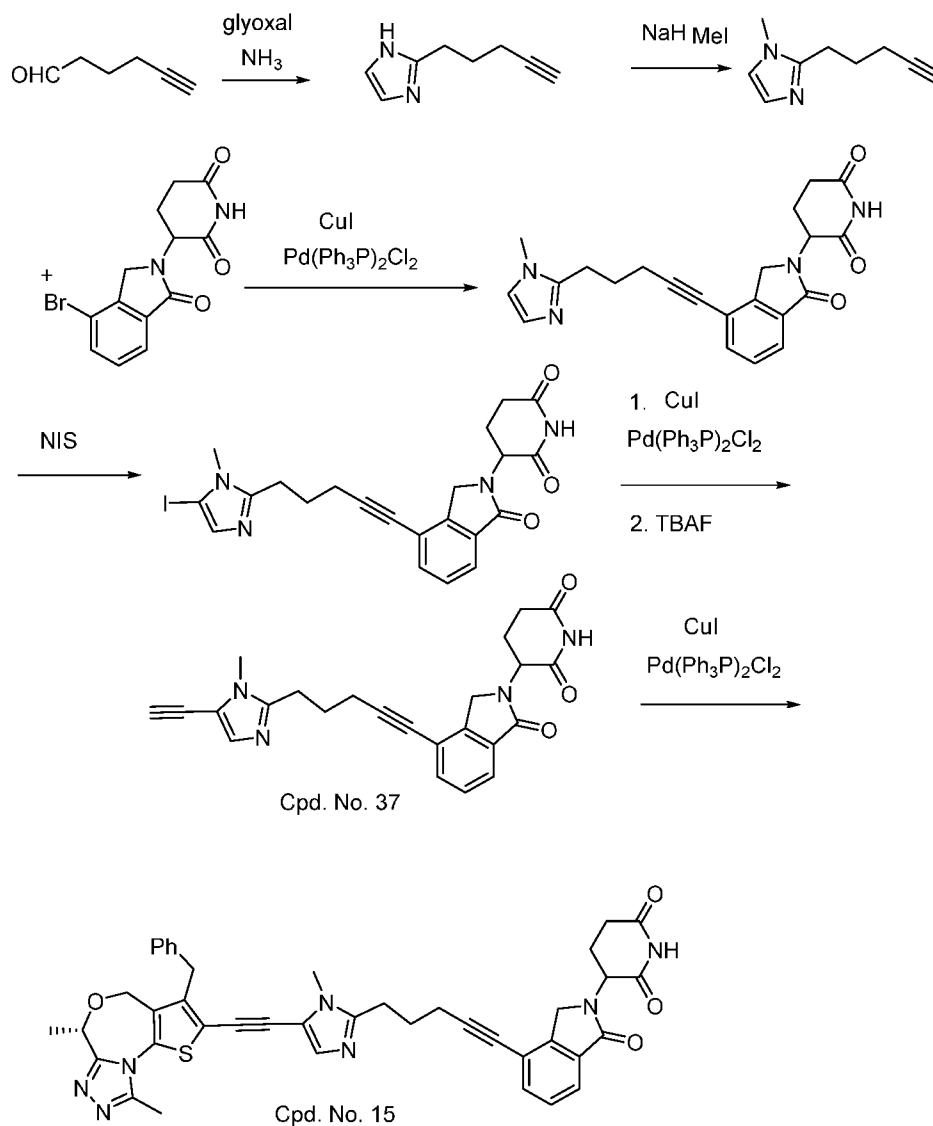
[0578] Step 3: To a solution of 4-(4-iodo-1H-imidazol-1-yl)butanal (240 mg, 0.9 mmol) and lenalidomide (235 mg, 0.9 mmol) in DCE (10 mL) was added acetic acid (0.06 mL). The reaction was stirred for 20 minutes prior to the addition of $\text{NaHB}(\text{OAc})_3$ (381 mg). The reaction mixture was stirred for 12 h prior to being quenched with water. The reaction mixture was extracted with DCM. The organic layer was separated, washed with brine, dried, and evaporated. The residue was purified by HPLC to afford 3-(4-((4-iodo-1H-imidazol-1-yl)butyl)amino)-1-oxoisindolin-2-yl)piperidine-2,6-dione (320 mg, 70%). ^1H NMR (400 MHz, MeOD) δ 8.85 (s, 1H), 7.74 (s, 1H), 7.35 (t, $J = 7.6$ Hz, 1H), 7.12 (d, $J = 7.6$ Hz, 1H), 6.84 (d, $J = 8.0$ Hz, 1H), 5.18 (dd, $J = 13.2, 5.1$ Hz, 1H), 4.28–4.20 (m, 4H), 3.39–3.30 (m, 2H), 2.99 – 2.87 (m, 1H), 2.81–2.71 (m, 1H), 2.57 – 2.40 (m, 1H), 2.21–2.15 (m, 1H), 2.09 – 1.93 (m, 3H), 1.75 – 1.62 (m, 2H). ESI-MS: 508.03.

[0579] Step 4: To a Schlenk tube was added CuI (5.7 mg), $\text{Pd}(\text{Ph}_3\text{P})_2\text{Cl}_2$ (21 mg), 3-(4-((4-(4-iodo-1H-imidazol-1-yl)butyl)amino)-1-oxoisindolin-2-yl)piperidine-2,6-dione (150 mg, 0.3 mmol), and ethynyltriisopropylsilane (109 mg, 0.6 mmol), THF (4 mL) and Et_3N (1 mL). The reaction mixture was heated at 60°C for 12 hours. The reaction mixture was cooled and treated with EtOAc and brine. The organic layer was separated, dried, and evaporated. The residue was purified by chromatography (DCM:MeOH 9:1) to afford crude product (100 mg, 0.18 mmol), which was dissolved in THF and a solution of TBAF in THF (1M, 0.2 mL) was added. After 5 minutes, the reaction mixture was evaporated and the residue was purified by HPLC to afford Cpd. No. 35 (55 mg). ESI-MS: 406.12.

[0580] Step 5: To a Schlenk tube was added CuI (2 mg), $\text{Pd}_2(\text{dba})_3$ (5.7 mg), $\text{HP}^t\text{Bu}_3\text{BF}_4$ (5.8 mg), Cpd. No. 35 (20 mg, 0.06 mmol), and M12 (10 mg, 0.03 mmol), THF (2 mL) and HN^iPr_2 (0.1 mL). The reaction mixture was heated at 60°C for 12 hours. The reaction mixture was cooled and treated with EtOAc and brine. The organic layer was separated, dried, and evaporated. The residue was purified by HPLC to afford Cpd. No. 13 (4 mg, 22% yield). ^1H NMR (400 MHz, MeOD) δ 8.56 (s, 1H), 7.84 (s, 1H), 7.31 (s, 3H), 7.23 (s, 3H), 7.10 (s, 1H), 6.83 (s, 1H), 5.17 (s, 1H), 4.85 – 4.78 (m, 2H), 4.64 (d, $J = 9.0$ Hz, 2H), 4.20 (dd, $J = 47.6, 16.2$ Hz, 6H), 2.84 (d, $J = 60.0$ Hz, 5H), 2.48 (s, 1H), 2.19 (s, 1H), 2.03 (s, 2H), 1.68 (d, $J = 20.0$ Hz, 6H). ESI-MS: 715.26.

EXAMPLE 20

Synthesis of 3-(4-(5-(5-(((S)-3-benzyl-6,9-dimethyl-4H,6H-thieno[2,3-e][1,2,4]triazolo[3,4-c][1,4]oxazepin-2-yl)ethynyl)-1-methyl-1H-imidazol-2-yl)pent-1-yn-1-yl)-1-oxoisindolin-2-yl)piperidine-2,6-dione



[0581] Step 1: Hex-5-ynal (2 g, 15 mmol) was carefully dissolved in a solution of ammonia in methanol (7M, 21.4 mL) at 0 °C. To this mixture was added glyoxal (10.87 g, 40% wt solution in water) dropwise. The reaction mixture was allowed to warm to r.t. and stirred for 12 h. The reaction mixture was concentrated, extracted with EtOAc. The organic layer was filtered to remove the insoluble. The residue was purified by chromatography (DCM/MeOH: 9:1) to afford 2-(pent-4-yn-1-yl)-1H-imidazole (1 g,

50%). ¹H NMR (400 MHz, CDCl₃) δ 9.10 (s, 1H), 6.99 (s, 2H), 2.91-2.85 (m, 2H), 2.28-2.20 (m, 2H), 2.04-2.00 (m, *J* = 10.8 Hz, 4H).

[0582] Step 2: To a solution of 2-(pent-4-yn-1-yl)-1H-imidazole (1.4 g, 10 mmol) in THF (100 mL) was added NaH (600 mg, 15mmol) portionwise at 0 °C under N₂. The mixture was stirred for 20 minutes at 0 °C prior to the addition of MeI (0.62 mL, 10 mmol). The reaction mixture was allowed to warm to r.t. and stirred for 12 h. The reaction mixture was quenched with water and extracted with EtOAc. The residue was purified by chromatography (EtOAc/Hexanes: 1:1 to EtOAc) to afford 1-methyl-2-(pent-4-yn-1-yl)-1H-imidazole (1.4 g, 95%). ¹H NMR (400 MHz, CDCl₃) δ 6.92 (s, 1H), 6.78 (s, 1H), 3.59 (s, 3H), 2.88 – 2.71 (m, 2H), 2.31-2.11 (m, 2H), 2.14 – 1.91 (m, 3H).

[0583] Step 3: To a Schlenk tube was added CuI (5 mg), Pd(Ph₃P)₂Cl₂ (17 mg), 1-methyl-2-(pent-4-yn-1-yl)-1H-imidazole (71 mg, 0.5 mmol), and 3-(4-bromo-1-oxoisindolin-2-yl)piperidine-2,6-dione (80 mg, 0.25 mmol), DMF (1 mL) and Et₃N (0.5 mL). The reaction mixture was heated at 60-70°C for 12 hours. The reaction mixture was cooled and treated with EtOAc and brine. The organic layer was separated, dried, and evaporated. The residue was purified by HPLC to afford 3-(4-(5-(1-methyl-1H-imidazol-2-yl)pent-1-yn-1-yl)-1-oxoisindolin-2-yl)piperidine-2,6-dione (70 mg, 32% yield). ESI-MS: 724.13.

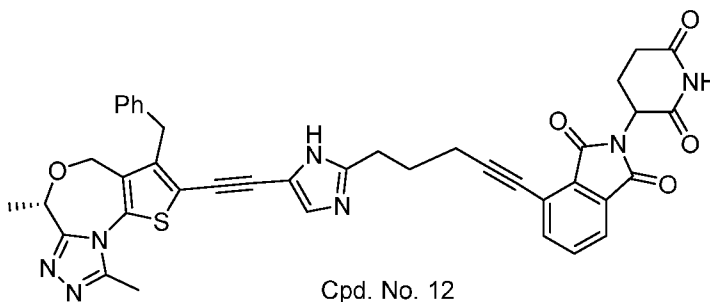
[0584] Step 4: To a solution of 3-(4-(5-(1-methyl-1H-imidazol-2-yl)pent-1-yn-1-yl)-1-oxoisindolin-2-yl)piperidine-2,6-dione (96 mg, 0.25 mmol) in acetic acid (2 mL) was added NIS (56 mg). The reaction was stirred for 1 h prior to being concentrated. The residue was purified by HPLC to afford 3-(4-(5-(5-iodo-1-methyl-1H-imidazol-2-yl)pent-1-yn-1-yl)-1-oxoisindolin-2-yl)piperidine-2,6-dione (36 mg, 27%). ESI-MS: 517.12.

[0585] Step 5: To a Schlenk tube was added CuI (1 mg), Pd(Ph₃P)₂Cl₂ (3.5 mg), 3-(4-(5-(5-iodo-1-methyl-1H-imidazol-2-yl)pent-1-yn-1-yl)-1-oxoisindolin-2-yl)piperidine-2,6-dione (36 mg, 0.069 mmol), and ethynyltrimethylsilane (20 mg), THF (2 mL) and Et₃N (0.5 mL). The reaction mixture was heated at 50°C for 12 hours. The reaction mixture was cooled and treated with EtOAc and brine. The organic layer was separated, dried, and evaporated. The residue was purified by chromatography (DCM:MeOH 9:1) to afford crude product, which was dissolved in THF and a solution of TBAF in THF (1M, 0.1 mL) was added. After 5 minutes, the reaction mixture was evaporated and the residue was purified by HPLC to afford Cpd. No. 37 (20 mg, 70%). ESI-MS: 406.12.

[0586] Step 6: To a Schlenk tube was added CuI (0.45 mg), Pd₂(dba)₃ (1.38 mg), HP^tBu₃BF₄ (1.39 mg), Cpd. No. 37 (20 mg, 0.05 mmol), and M12 (10 mg, 0.03 mmol), THF(2 mL) and HNⁱPr₂ (0.1 mL). The reaction mixture was heated at 60-70°C for 12 hours. The reaction mixture was cooled and treated with EtOAc and brine. The organic layer was separated, dried, and evaporated. The residue was purified by HPLC to afford Cpd. No. 15 (9 mg, 52% yield). ¹H NMR (400 MHz, MeOD) δ 7.82 (s, 1H), 7.73 (dd, *J* = 6.5, 1.2 Hz, 1H), 7.64 – 7.56 (m, 1H), 7.49 (t, *J* = 7.6 Hz, 1H), 7.32 (t, *J* = 7.4 Hz, 2H), 7.24 (dd, *J* = 8.5, 6.2 Hz, 1H), 7.19 (d, *J* = 7.6 Hz, 2H), 5.21 (dd, *J* = 13.3, 5.2 Hz, 1H), 4.84 (s, 1H), 4.69 (t, *J* = 11.4 Hz, 1H), 4.63 (t, *J* = 11.4 Hz, 1H), 4.50 (d, *J* = 17.7 Hz, 1H), 4.44 (d, *J* = 17.5 Hz, 1H), 4.08-4.00 (m, 2H), 3.81 (s, 3H), 3.22 (d, *J* = 7.2 Hz, 2H), 3.01 – 2.86 (m, 1H), 2.85 – 2.75 (m, 4H), 2.71 (t, *J* = 6.4 Hz, 2H), 2.57 – 2.43 (m, 1H), 2.24 – 2.10 (m, 3H), 1.66 (d, *J* = 6.5 Hz, 3H). ESI-MS: 724.13

EXAMPLE 21

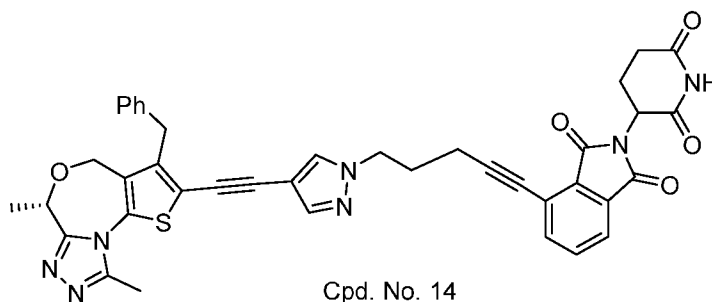
Synthesis of 4-(5-(5-(((S)-3-benzyl-6,9-dimethyl-4H,6H-thieno[2,3-e][1,2,4]triazolo[3,4-c][1,4]oxazepin-2-yl)ethynyl)-1H-imidazol-2-yl)pent-1-yn-1-yl)-2-(2,6-dioxopiperidin-3-yl)isoindoline-1,3-dione



[0587] Cpd. No. 12 was made using the procedure described for Cpd. No. 15 in Example 20. ¹H NMR (400 MHz, MeOD) δ 8.18 (s, 1H), 7.78 - 7.73 (m, 3H), 7.10 – 6.88 (m, 5H), 5.13 – 5.08 (m, 1H), 4.67 (d, *J* = 15.5 Hz, 1H), 4.56-4.50 (m, 1H), 4.43 (dd, *J* = 15.5, 2.9 Hz, 1H), 4.00 (dd, *J* = 15.8, 6.3 Hz, 1H), 3.95 – 3.85 (m, 1H), 3.19-3.13 (m, 2H), 2.94 – 2.80 (m, 3H), 2.80 – 2.64 (m, 5H), 2.17-2.10 (m, 2H), 2.05-2.00 (m, 2H), 1.59 (d, *J* = 6.5 Hz, 3H).

EXAMPLE 22

Synthesis of 4-(5-(4-(((S)-3-benzyl-6,9-dimethyl-4H,6H-thieno[2,3-e][1,2,4]triazolo[3,4-c][1,4]oxazepin-2-yl)ethynyl)-1H-pyrazol-1-yl)pent-1-yn-1-yl)-2-(2,6-dioxopiperidin-3-yl)isoindoline-1,3-dione

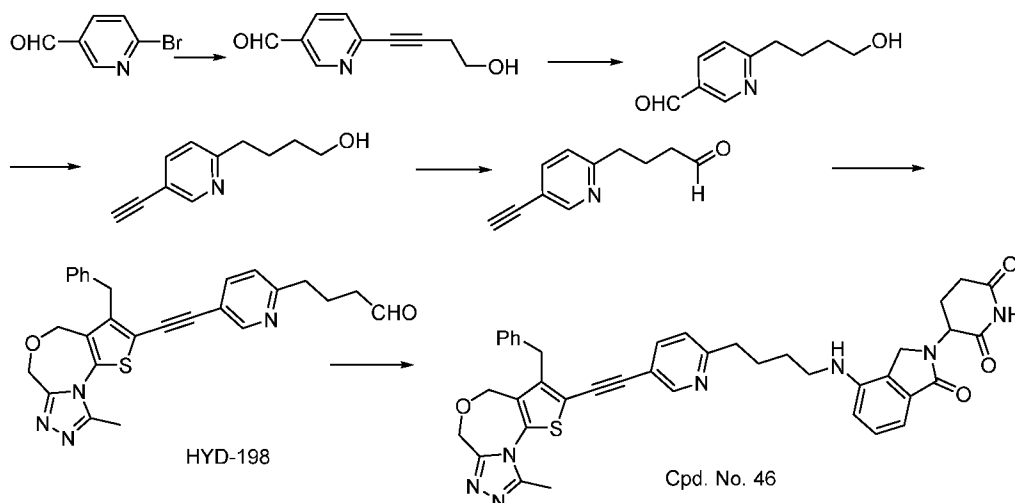


Cpd. No. 14

[0588] Cpd. No. 14 was made using the procedure described for Cpd. No. 15 in Example 20. ¹H NMR (400 MHz, MeOD) δ 8.11 (s, 1H), 7.85 – 7.74 (m, 3H), 7.69 (s, 1H), 7.34 – 7.15 (m, 5H), 5.15 (dd, *J* = 11.8, 5.4 Hz, 1H), 4.65-4.60 (m, 1H), 4.59 (d, *J* = 15.3 Hz, 1H), 4.51 (t, *J* = 6.5 Hz, 2H), 4.11 (d, *J* = 15.6 Hz, 1H), 4.01 (d, *J* = 15.6 Hz, 1H), 2.85 – 2.66 (m, 6H), 2.50 (t, *J* = 6.5 Hz, 2H), 2.25 – 2.16 (m, 2H), 2.12-2.02 (m, 1H), 1.65 (d, *J* = 6.6 Hz, 3H).

EXAMPLE 23

Synthesis of 3-(4-((4-(5-((3-benzyl-9-methyl-4H,6H-thieno[2,3-e][1,2,4]triazolo[3,4-c][1,4]oxazepin-2-yl)ethynyl)pyridin-2-yl)butyl)amino)-1-oxoisindolin-2-yl)piperidine-2,6-dione



[0589] Step 1: To a flask was added CuI (19 mg, 0.1 mmol), Pd(Ph₃P)₂Cl₂ (70 mg, 0.1 mmol), 6-bromonicotinaldehyde (1.86g, 10 mmol), and but-3-yn-1-ol (1.1 mL, 15 mmol), THF(25 mL) and Et₃N (3 mL). The reaction mixture was heated at 60 °C for

12 hours. The reaction mixture was cooled and treated with EtOAc and brine. The organic layer was separated, dried, and evaporated. The residue was purified by chromatography (EtOAc) to afford 6-(4-hydroxybut-1-yn-1-yl)nicotinaldehyde (1.7g, 99% yield).

[0590] Step 2: To a solution of 6-(4-hydroxybut-1-yn-1-yl)nicotinaldehyde (1.7 g, 10 mmol) in MeOH (50 mL) was added 10% Pd/C (200 mg). The reaction was stirred under H₂ balloon for 4 h prior to being filtered. The organic solvent was removed and the residue was purified by chromatography (EtOAc) to afford 6-(4-hydroxybutyl)nicotinaldehyde (927mg, 52%). ¹H NMR (400 MHz, CDCl₃) δ 10.04 (s, 1H), 8.93 (d, *J* = 1.9 Hz, 1H), 8.07 (dd, *J* = 8.0, 2.1 Hz, 1H), 7.33 (d, *J* = 8.0 Hz, 1H), 3.66 (t, *J* = 6.4 Hz, 2H), 3.02 – 2.63 (m, 4H), 1.93 – 1.73 (m, 2H), 1.68 – 1.52 (m, 2H).

[0591] Step 3: To a solution of 6-(4-hydroxybutyl)nicotinaldehyde (627 mg, 3.5 mmol) and dimethyl (1-diazo-2-oxopropyl)phosphonate (807 mg, 4.2 mmol) in methanol (50 mL) was added K₂CO₃ (966 mg, 7 mmol). The reaction mixture was stirred for 12 hours. The reaction mixture was evaporated and treated with EtOAc and brine. The organic layer was separated, dried, and evaporated. The residue was purified by chromatography (Hexanes:EtOAc 2:1) to give 4-(5-ethynylpyridin-2-yl)butan-1-ol (500 mg, 80%). ¹H NMR (400 MHz, CDCl₃) δ 8.59 (s, 1H), 7.67 (dd, *J* = 8.0, 1.9 Hz, 1H), 7.12 (d, *J* = 7.9 Hz, 1H), 3.65 (t, *J* = 6.4 Hz, 2H), 3.18 (s, 1H), 2.87 (s, 1H), 2.84 – 2.68 (m, 2H), 1.80 (dt, *J* = 15.3, 7.5 Hz, 2H), 1.61 (dt, *J* = 13.4, 6.5 Hz, 2H).

[0592] Step 4: 4-(5-ethynylpyridin-2-yl)butan-1-ol (400 mg, 2.3 mmol) was dissolved in DMSO (9 mL) and Et₃N (6 mL). SO₃·pyridine complex (1.08 g, 6.8 mmol) was then added. The reaction mixture was stirred for 3 h prior to being quenched with water. The reaction mixture was extracted with EtOAc. The organic layer was separated, washed with brine, dried, and evaporated. The residue was purified by chromatography (EtOAc/Hexanes: 1:2) to afford 4-(5-ethynylpyridin-2-yl)butanal. (350 mg, 87%). ¹H NMR (400 MHz, CDCl₃) δ 9.74 (s, 1H), 8.61 (d, *J* = 1.7 Hz, 1H), 7.67 (dd, *J* = 8.0, 2.2 Hz, 1H), 7.10 (d, *J* = 8.0 Hz, 1H), 3.18 (s, 1H), 2.81 (t, *J* = 7.2 Hz, 2H), 2.48 (t, *J* = 7.2 Hz, 2H), 2.03-1.98 (m, 2H).

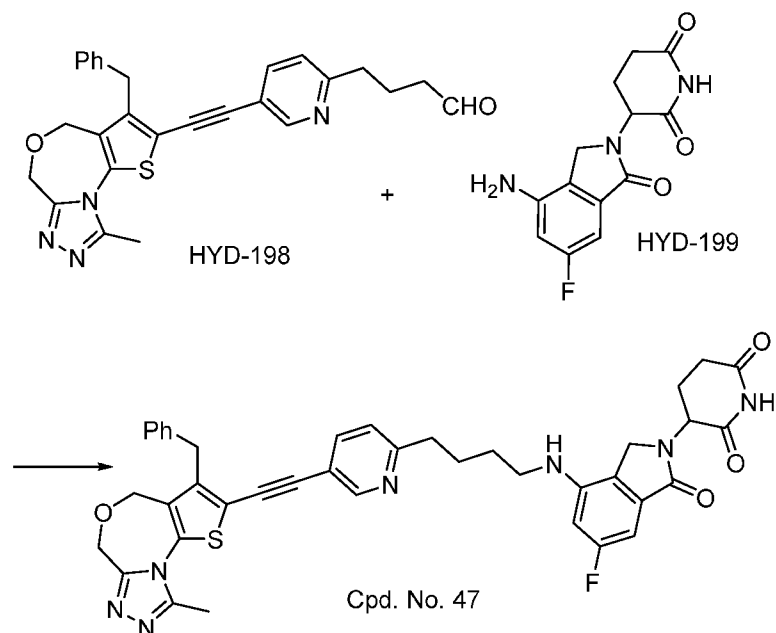
[0593] Step 5: To a Schlenk tube was added CuI (9.5 mg), Pd(Ph₃P)₂Cl₂ (35 mg), 4-(5-ethynylpyridin-2-yl)butanal (170mg, 1 mmol), and L12 (180 mg, 0.5 mmol), THF (6 mL) and Et₃N (1.5 mL). The reaction mixture was heated at 60°C for 12 hours. The reaction mixture was cooled and treated with EtOAc and brine. The organic layer was separated,

dried, and evaporated. The residue was purified by HPLC to afford HYD-198 (231 mg, 92% yield). ¹H NMR (400 MHz, MeOD) δ 9.14 (s, 1H), 8.80 (s, 1H), 8.48 (dd, *J* = 8.3, 1.8 Hz, 1H), 8.29 (td, *J* = 8.1, 2.0 Hz, 1H), 7.92 (d, *J* = 8.4 Hz, 1H), 7.74 (t, *J* = 7.6 Hz, 1H), 7.38 – 7.30 (m, 3H), 7.27-7.20 (m, 2H), 4.80 – 4.73 (m, 4H), 4.22 (s, 2H), 3.10 – 2.97 (m, 2H), 2.80 (s, 3H), 2.21 – 2.07 (m, 2H), 1.86-1.80 (m, 2H), 1.67-1.60 (m, 2H).ESI-MS: 468.92.

[0594] Step 6: To a solution of HYD-198 (46.8 mg, 0.1 mmol) and lenalidomide (25.9 mg, 0.1 mmol) in DCE (8 mL) was added acetic acid (6 mg). The reaction was stirred for 20 minutes prior to the addition of NaHB(OAc)₃ (42.4 mg). The reaction mixture was stirred for 12 h prior to being quenched with water. The reaction mixture was extracted with DCM. The organic layer was separated, washed with brine, dried, and evaporated. The residue was purified by HPLC to afford Cpd. No. 46 (8 mg, 11%). ¹H NMR (400 MHz, MeOD) δ 8.65 (d, *J* = 1.6 Hz, 1H), 8.03 (dd, *J* = 8.2, 2.1 Hz, 1H), 7.54 (d, *J* = 8.3 Hz, 1H), 7.38 – 7.22 (m, 6H), 7.09 (d, *J* = 7.0 Hz, 1H), 6.80 (d, *J* = 7.7 Hz, 1H), 5.16 (dd, *J* = 13.3, 5.2 Hz, 1H), 4.76 (s, 2H), 4.74 (s, 2H), 4.35 – 4.22 (m, 2H), 4.18 (s, 2H), 3.28 (t, *J* = 6.8 Hz, 2H), 3.00 – 2.86 (m, 4H), 2.86 – 2.75 (m, 5H), 2.48-2.38 (m, 1H), 2.25 – 2.15 (m, 1H), 1.90-1.80 (m, 2H), 1.74-1.64 (m, 2H).ESI-MS: 711.84.

EXAMPLE 24

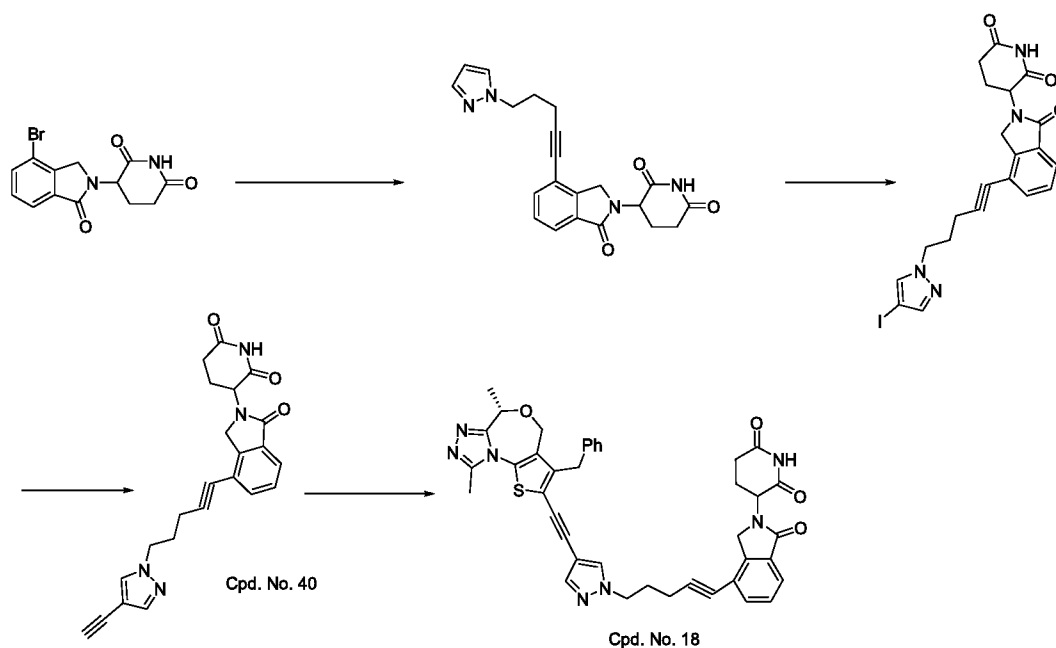
Synthesis of 3-(4-((4-(5-((3-benzyl-9-methyl-4H,6H-thieno[2,3-e][1,2,4]triazolo[3,4-c][1,4]oxazepin-2-yl)ethynyl)pyridin-2-yl)butyl)amino)-6-fluoro-1-oxoisindolin-2-yl)piperidine-2,6-dione



[0595] To a solution of HYD-198 (46.8 mg, 0.1 mmol) and HYD-199 (27 mg, 0.1 mmol) in DCE (8 mL) was added acetic acid (6 mg). The reaction was stirred for 20 minutes prior to the addition of $\text{NaHB}(\text{OAc})_3$ (42.4 mg). The reaction mixture was stirred for 12 h prior to being quenched with water. The reaction mixture was extracted with DCM. The organic layer was separated, washed with brine, dried, and evaporated. The residue was purified by HPLC to afford Cpd. No. 47 (9 mg, 12%). ^1H NMR (400 MHz, MeOD) δ 8.62 (d, $J = 1.5$ Hz, 1H), 7.95 (dd, $J = 8.1, 2.2$ Hz, 1H), 7.47 (d, $J = 8.3$ Hz, 1H), 7.36 – 7.21 (m, 5H), 6.70 (dd, $J = 7.6, 2.1$ Hz, 1H), 6.50 (dd, $J = 12.2, 2.1$ Hz, 1H), 5.14 (dd, $J = 13.2, 5.1$ Hz, 2H), 4.76 (s, 2H), 4.74 (s, 2H), 4.31 – 4.19 (m, 2H), 4.18 (s, 2H), 3.25–3.20 (m, 2H), 2.98 – 2.87 (m, 3H), 2.87 – 2.71 (m, 4H), 2.46–2.36 (m, 1H), 2.28 – 2.14 (m, 1H), 1.94 – 1.82 (m, 2H), 1.82 – 1.64 (m, 2H). ESI-MS: 729.74.

EXAMPLE 25

3-(4-(5-(4-(((S)-3-benzyl-6,9-dimethyl-4H,6H-thieno[2,3-e][1,2,4]triazolo[3,4-c][1,4]oxazepin-2-yl)ethynyl)-1H-pyrazol-1-yl)pent-1-yn-1-yl)-1-oxoisindolin-2-yl)piperidine-2,6-dione



[0596] Step 1: To a Schlenk tube was added CuI (5.3 mg), Pd(Ph₃P)₂Cl₂ (20 mg), 3-(4-bromo-1-oxoisindolin-2-yl)piperidine-2,6-dione (100 mg, 0.31 mmol), and 1-(pent-4-yn-1-yl)-1H-pyrazole (50 mg, 0.37 mmol), DMF (4 mL) and Et₃N (1 mL). The reaction mixture was heated at 80°C for 12 hours. The reaction mixture was cooled and treated with EtOAc and brine. The organic layer was separated, dried, and evaporated. The residue was purified by chromatography (MeOH/DCM) to afford the desired product (82 mg, 70% yield). ESI-MS: 377.15.

[0597] Step 2: 3-(4-(5-(1H-pyrazol-1-yl)pent-1-yn-1-yl)-1-oxoisindolin-2-yl)piperidine-2,6-dione (94 mg, 0.25 mmol) in acetic acid (2 mL) was added NIS (56 mg). The reaction was stirred for 6 h prior to being concentrated. The residue was purified by HPLC to afford 3-(4-(5-(4-iodo-1H-pyrazol-1-yl)pent-1-yn-1-yl)-1-oxoisindolin-2-yl)piperidine-2,6-dione (113 mg, 90%). ESI-MS: 503.19.

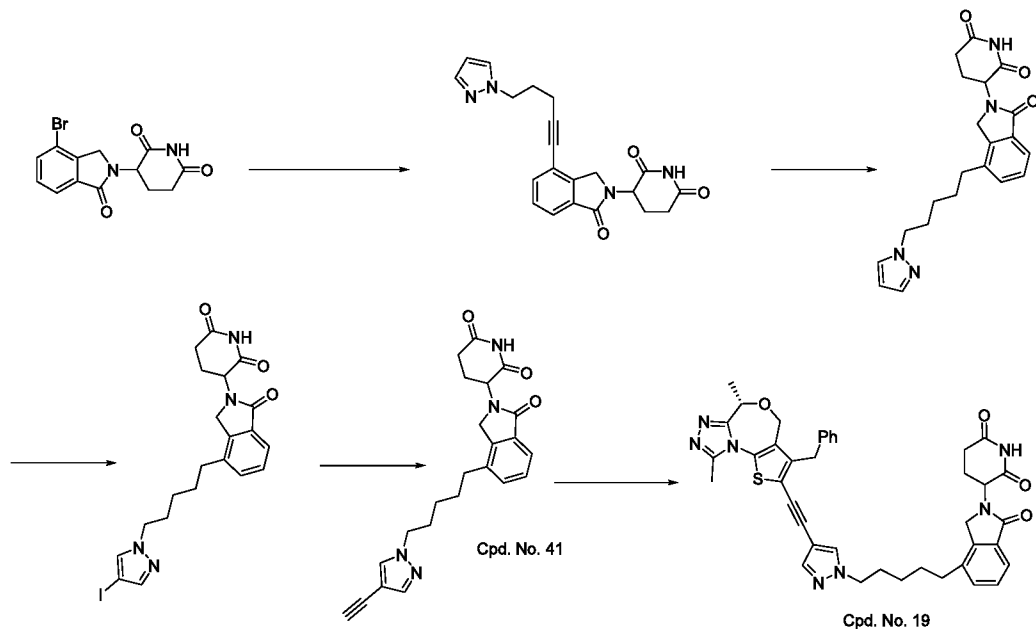
[0598] Step 3: To a Schlenk tube was added CuI (5.3 mg), Pd(Ph₃P)₂Cl₂ (20 mg), 3-(4-(5-(4-iodo-1H-pyrazol-1-yl)pent-1-yn-1-yl)-1-oxoisindolin-2-yl)piperidine-2,6-dione (100 mg, 0.2 mmol), and ethynyltrimethylsilane (39.2 mg, 0.4 mmol), THF (4 mL) and Et₃N (1 mL). The reaction mixture was heated at 40°C for 12 hours. The reaction mixture was cooled and treated with EtOAc and brine. The organic layer was separated, dried, and evaporated. The residue was purified by chromatography (EtOAc) to afford crude product, which was dissolved in THF and a solution of TBAF in THF (1M, 0.2 mL) was added. After 5 minutes, the reaction mixture was evaporated and the residue was

subjected to HPLC purification to afford Cpd. No. 40 (40mg, 50% yield). ESI-MS: 401.11.

[0599] Step 4: To a Schlenk tube was added CuI (3.8 mg), Pd(Ph₃P)₂Cl₂ (7 mg), M12 (20 mg, 0.05 mmol), and Cpd. No. 40 (40 mg, 0.1 mmol), THF(2 mL) and Et₃N (0.5 mL). The reaction mixture was heated at 70°C for 12 hours. The reaction mixture was cooled and treated with EtOAc and brine. The organic layer was separated, dried, and evaporated. The residue was subjected to HPLC purification to afford the title compound (8.5 mg, 13% yield). ¹H NMR (400 MHz, CDCl₃) δ 7.92 (s, 1H), 7.82 (t, *J* = 7.6 Hz, 1H), 7.66 (s, 1H), 7.63 (s, 1H), 7.58 (d, *J* = 7.6 Hz, 1H), 7.44 (t, *J* = 7.6 Hz, 1H), 7.34-7.15 (m, 4H), 5.24 (dd, *J* = 13.3, 5.2 Hz, 1H), 4.74-4.66 (m, 1H), 4.58-4.46 (m, 3H), 4.39-4.26 (m, 3H), 4.13-4.05 (m, 1H), 4.01-3.93 (m, 1H), 2.98-2.73 (m, 6H), 2.51-2.35 (m, 3H), 2.26-2.15 (m, 3H), 1.72 (d, *J* = 6.8 Hz, 3H). ESI-MS: 710.12.

EXAMPLE 26

3-(4-(5-(4-(((S)-3-benzyl-6,9-dimethyl-4H,6H-thieno[2,3-e][1,2,4]triazolo[3,4-c][1,4]oxazepin-2-yl)ethynyl)-1H-pyrazol-1-yl)pentyl)-1-oxoisindolin-2-yl)piperidine-2,6-dione



[0600] Step 1: To a Schlenk tube was added CuI (5.3 mg), Pd(Ph₃P)₂Cl₂ (20 mg), 3-(4-bromo-1-oxoisindolin-2-yl)piperidine-2,6-dione (100 mg, 0.31 mmol), and 1-(pent-4-yn-1-yl)-1H-pyrazole (50 mg, 0.37 mmol), DMF (4 mL) and Et₃N (1 mL). The reaction

mixture was heated at 80°C for 12 hours. The reaction mixture was cooled and treated with EtOAc and brine. The organic layer was separated, dried, and evaporated. The residue was purified by chromatography (MeOH/DCM) to afford the desired product (82 mg, 70% yield). ESI-MS: 377.15.

[0601] Step 2: To a solution of the product from step 1 (100 mg, 0.266 mmol) in MeOH (2 mL) was added 10% Pd/C. The reaction was stirred under H₂ balloon for 4 h prior to being filtered. The organic solvent was removed to afford 3-(4-(5-(1H-pyrazol-1-yl)pentyl)-1-oxoisindolin-2-yl)piperidine-2,6-dione (97 mg, 95%).

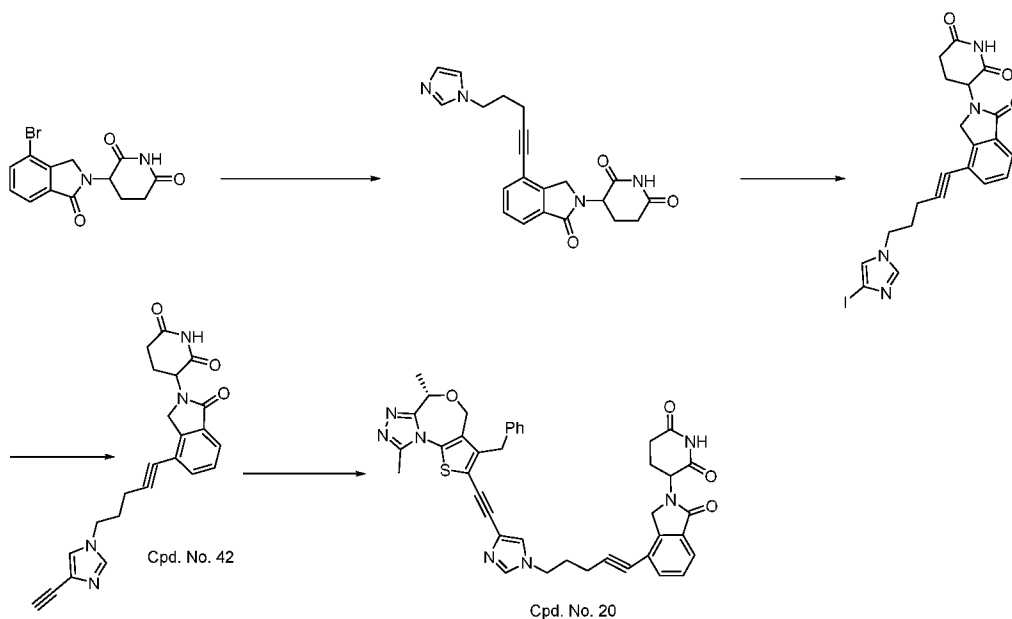
[0602] Step 3: 3-(4-(5-(1H-pyrazol-1-yl)pentyl)-1-oxoisindolin-2-yl)piperidine-2,6-dione (100 mg, 0.26 mmol) in acetic acid (2 mL) was added NIS (56 mg). The reaction was stirred for 6 h prior to being concentrated. The residue was purified by HPLC to afford 3-(4-(5-(4-iodo-1H-pyrazol-1-yl)pentyl)-1-oxoisindolin-2-yl)piperidine-2,6-dione (118 mg, 90%). ESI-MS: 507.19.

[0603] Step 4: To a Schlenk tube was added CuI (5.3 mg), Pd(Ph₃P)₂Cl₂ (20 mg), 3-(4-(5-(4-iodo-1H-pyrazol-1-yl)pentyl)-1-oxoisindolin-2-yl)piperidine-2,6-dione (101 mg, 0.2 mmol), and ethynyltrimethylsilane (39.2 mg, 0.4 mmol), THF (4 mL) and Et₃N (1 mL). The reaction mixture was heated at 40°C for 12 hours. The reaction mixture was cooled and treated with EtOAc and brine. The organic layer was separated, dried, and evaporated. The residue was purified by chromatography (EtOAc) to afford crude product, which was dissolved in THF and a solution of TBAF in THF (1M, 0.2 mL) was added. After 5 minutes, the reaction mixture was evaporated and the residue was subjected to HPLC purification to afford Cpd. No. 41 (44 mg, 55% yield). ESI-MS: 405.19.

[0604] Step 5: To a Schlenk tube was added CuI (3.8 mg), Pd(Ph₃P)₂Cl₂ (7 mg), M12 (20 mg, 0.05 mmol), and Cpd. No. 41 (40 mg, 0.1 mmol), THF (2 mL) and Et₃N (0.5 mL). The reaction mixture was heated at 70°C for 12 hours. The reaction mixture was cooled and treated with EtOAc and brine. The organic layer was separated, dried, and evaporated. The residue was subjected to HPLC purification to afford the title compound (35.7 mg, 55% yield). ESI-MS: 714.22.

EXAMPLE 27

3-(4-(5-(4-(((S)-3-benzyl-6,9-dimethyl-4H,6H-thieno[2,3-e][1,2,4]triazolo[3,4-c][1,4]oxazepin-2-yl)ethynyl)-1H-imidazol-1-yl)pent-1-yn-1-yl)-1-oxoisindolin-2-yl)piperidine-2,6-dione



[0605] Step 1: To a Schlenk tube was added CuI (5.3 mg), Pd(Ph₃P)₂Cl₂ (20 mg), 3-(4-bromo-1-oxoisindolin-2-yl)piperidine-2,6-dione (100 mg, 0.31 mmol), and 1-(pent-4-yn-1-yl)-1H-imidazole (50 mg, 0.37 mmol), DMF (4 mL) and Et₃N (1 mL). The reaction mixture was heated at 80°C for 12 hours. The reaction mixture was cooled and treated with EtOAc and brine. The organic layer was separated, dried, and evaporated. The residue was purified by chromatography (MeOH/DCM) to afford 3-(4-(5-(1H-imidazol-1-yl)pent-1-yn-1-yl)-1-oxoisindolin-2-yl)piperidine-2,6-dione (42 mg, 36% yield). ESI-MS: 377.22.

[0606] Step 2: 3-(4-(5-(1H-imidazol-1-yl)pent-1-yn-1-yl)-1-oxoisindolin-2-yl)piperidine-2,6-dione (100 mg, 0.26 mmol) in acetic acid (2 mL) was added NIS (56 mg). The reaction was stirred for 1 h prior to being concentrated. The residue was purified by HPLC to afford 3-(4-(5-(4-iodo-1H-imidazol-1-yl)pent-1-yn-1-yl)-1-oxoisindolin-2-yl)piperidine-2,6-dione (39 mg, 30%). ESI-MS: 503.11.

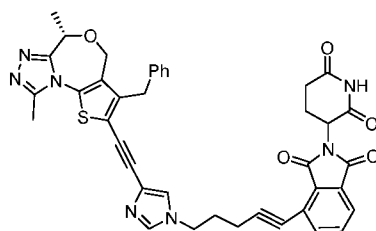
[0607] Step 3: To a Schlenk tube was added CuI (5.3 mg), Pd(Ph₃P)₂Cl₂ (20 mg), 3-(4-(5-(4-iodo-1H-imidazol-1-yl)pent-1-yn-1-yl)-1-oxoisindolin-2-yl)piperidine-2,6-dione (101 mg, 0.2 mmol), and ethynyltrimethylsilane (39.2 mg, 0.4 mmol), THF (4 mL) and Et₃N (1 mL). The reaction mixture was heated at 40°C for 12 hours. The reaction mixture was cooled and treated with EtOAc and brine. The organic layer was separated, dried,

and evaporated. The residue was purified by chromatography (EtOAc) to afford crude product, which was dissolved in THF and a solution of TBAF in THF (1M, 0.2 mL) was added. After 5 minutes, the reaction mixture was evaporated and the residue was subjected to HPLC purification to afford Cpd. No. 42 (50 mg, 63% yield). ESI-MS: 401.17.

[0608] Step 5: To a Schlenk tube was added CuI (3.8 mg), Pd(Ph₃P)₂Cl₂ (7 mg), M12 (20 mg, 0.05 mmol), and QCA-047 (40 mg, 0.1 mmol), THF(2 mL) and Et₃N (0.5 mL). The reaction mixture was heated at 70°C for 12 hours. The reaction mixture was cooled and treated with EtOAc and brine. The organic layer was separated, dried, and evaporated. The residue was subjected to HPLC purification to afford the title compound (9.9 mg, 14% yield). ESI-MS: 710.28.

EXAMPLE 28

4-(5-(4-(((S)-3-benzyl-6,9-dimethyl-4H,6H-thieno[2,3-e][1,2,4]triazolo[3,4-c][1,4]oxazepin-2-yl)ethynyl)-1H-imidazol-1-yl)pentyl)-2-(2,6-dioxopiperidin-3-yl)isoindoline-1,3-dione

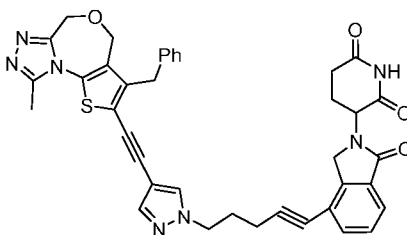


Cpd. No. 27

[0609] Cpd. No. 27 was made using the procedure described for Cpd. No. 20 in Example 27. ESI-MS: 724.15.

EXAMPLE 29

3-(4-(5-(4-((3-benzyl-9-methyl-4H,6H-thieno[2,3-e][1,2,4]triazolo[3,4-c][1,4]oxazepin-2-yl)ethynyl)-1H-pyrazol-1-yl)pent-1-yn-1-yl)-1-oxoisoindolin-2-yl)piperidine-2,6-dione

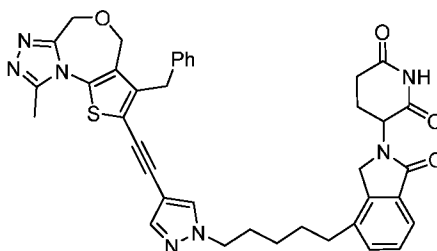


Cpd. No. 22

[0610] Cpd. No. 22 was made using the procedure described for Cpd. No. 18 in Example 25. ¹H NMR (400 MHz, CDCl₃) δ 7.75 (s, 1H), 7.76 (d, J = 7.6 Hz, 1H), 7.69 (s, 1H), 7.64 (d, J = 7.6 Hz, 1H), 7.50 (t, J = 7.6 Hz, 1H), 7.35-7.25 (m, 2H), 7.29-7.21 (m, 3H), 5.18 (dd, J = 13.3, 5.2 Hz, 1H), 4.94 (s, 1H), 4.80 (s, 1H), 4.77 (s, 1H), 4.74 (s, 1H), 4.53 (d, J = 7.0 Hz, 2H), 4.38 (t, J = 6.6 Hz, 2H), 4.09 (s, 2H), 2.85-2.70 (m, 6H), 2.60-2.51 (m, 3H), 2.25-2.17 (m, 3H). ESI-MS: 696.21.

EXAMPLE 30

3-(4-(5-(4-((3-benzyl-9-methyl-4H,6H-thieno[2,3-e][1,2,4]triazolo[3,4-c][1,4]oxazepin-2-yl)ethynyl)-1H-pyrazol-1-yl)pentyl)-1-oxoisindolin-2-yl)piperidine-2,6-dione

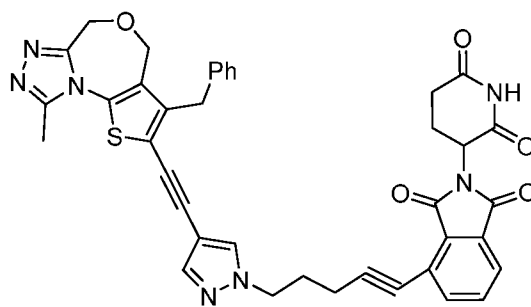


Cpd. No. 48

[0611] Cpd. No. 48 was made using the procedure described for Cpd. No. 19 in Example 26. ¹H NMR (400 MHz, CDCl₃) δ 8.0 (s, 1H), 7.74 (d, J = 7.6 Hz, 1H), 7.68 (s, 1H), 7.58 (s, 1H), 7.43 (t, J = 7.3 Hz, 1H), 7.38-7.27 (m, 3H), 7.17 (d, J = 6.1 Hz, 2H), 5.27 (dd, J = 13.2, 5.2 Hz, 1H), 4.79 (s, 2H), 4.67 (s, 2H), 4.48-4.40 (m, 1H), 4.32-4.24 (m, 1H), 4.16-4.10 (m, 1H), 4.04 (s, 1H), 2.98-2.80 (m, 3H), 2.67-2.58 (m, 2H), 2.45-2.18 (m, 4H), 1.96-1.85 (m, 2H), 1.74-1.62 (m, 3H), 1.49-1.32 (m, 2H). ESI-MS: 700.11.

EXAMPLE 31

4-(5-(4-((3-benzyl-9-methyl-4H,6H-thieno[2,3-e][1,2,4]triazolo[3,4-c][1,4]oxazepin-2-yl)ethynyl)-1H-pyrazol-1-yl)pent-1-yn-1-yl)-2-(2,6-dioxopiperidin-3-yl)isoindoline-1,3-dione

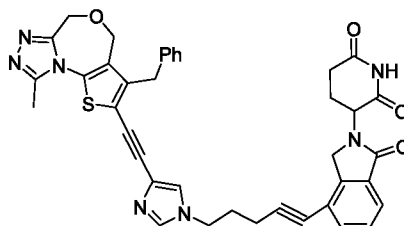


Cpd. No. 49

[0612] Cpd. No. 49 was made using the procedure described for Cpd. No. 18 in Example 25. ^1H NMR (400 MHz, CDCl_3) δ 7.93 (s, 1H), 7.85 (s, 1H), 7.82 (d, J = 6.4 Hz, 1H), 7.77-7.66 (m, 3H), 7.33-7.25 (m, 2H), 7.17 (d, J = 7.6 Hz, 1H), 4.97 (dd, J = 12.0, 5.0 Hz, 1H), 4.77 (s, 2H), 4.64 (s, 2H), 4.56-4.48 (m, 2H), 4.04 (s, 2H), 2.89-2.70 (m, 6H), 2.50-2.43 (m, 2H), 2.25-2.17 (m, 4H). ESI-MS: 710.18.

EXAMPLE 32

3-(4-(5-(4-((3-benzyl-9-methyl-4H,6H-thieno[2,3-e][1,2,4]triazolo[3,4-c][1,4]oxazepin-2-yl)ethynyl)-1H-imidazol-1-yl)pent-1-yn-1-yl)-1-oxoisoindolin-2-yl)piperidine-2,6-dione

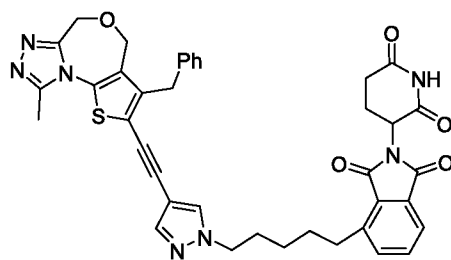


Cpd. No. 50

[0613] Cpd. No. 50 was made using the procedure described for Cpd. No. 20 in Example 27. ESI-MS: 696.10.

EXAMPLE 33

4-(5-(4-((3-benzyl-9-methyl-4H,6H-thieno[2,3-e][1,2,4]triazolo[3,4-c][1,4]oxazepin-2-yl)ethynyl)-1H-pyrazol-1-yl)pent-1-yn-1-yl)-2-(2,6-dioxopiperidin-3-yl)isoindoline-1,3-dione

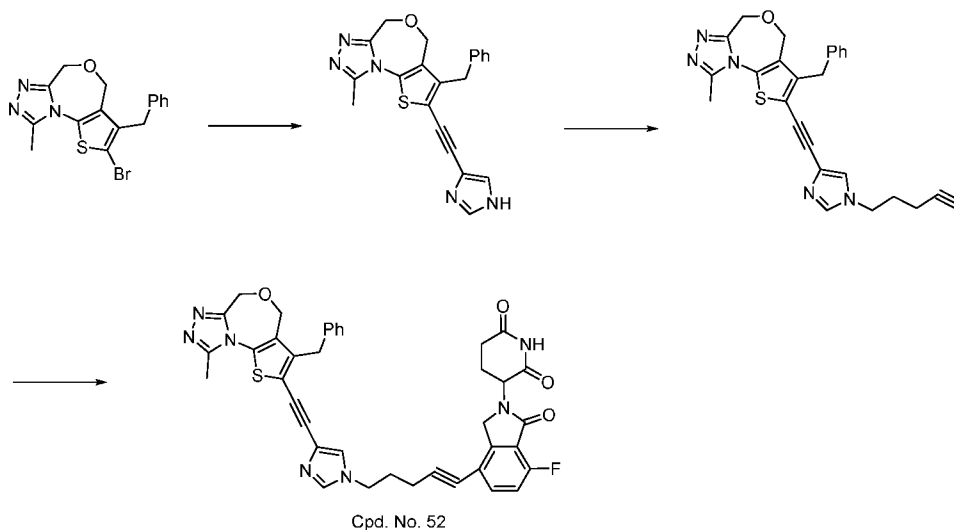


Cpd. No. 51

[0614] Cpd. No. 51 was made using the procedure described for Cpd. No. 19 in Example 26. ESI-MS: 714.22.

EXAMPLE 34

3-(4-(5-(4-((3-benzyl-9-methyl-4H,6H-thieno[2,3-e][1,2,4]triazolo[3,4-c][1,4]oxazepin-2-yl)ethynyl)-1H-imidazol-1-yl)pent-1-yn-1-yl)-7-fluoro-1-oxoisoindolin-2-yl)piperidine-2,6-dione



Cpd. No. 52

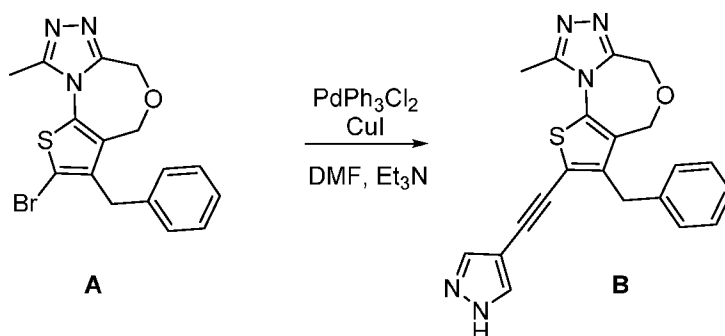
[0615] Step 1: To a Schlenk tube was added CuI (5.3 mg), Pd(Ph₃P)₂Cl₂ (20 mg), L12 (116 mg, 0.31 mmol), and 4-ethynyl-1H-imidazole (17.7 mg, 0.62 mmol), DMF (4 mL) and Et₃N (1 mL). The reaction mixture was heated at 80°C for 12 hours. The reaction mixture was cooled and treated with EtOAc and brine. The organic layer was separated, dried, and evaporated. The residue was purified by chromatography (MeOH/DCM) to afford 2-((1H-imidazol-4-yl)ethynyl)-3-benzyl-9-methyl-4H,6H-thieno[2,3-e][1,2,4]triazolo[3,4-c][1,4]oxazepine (60 mg, 50% yield). ESI-MS: 388.12.

[0616] Step 2: 2-((1H-imidazol-4-yl)ethynyl)-3-benzyl-9-methyl-4H,6H-thieno[2,3-e][1,2,4]triazolo[3,4-c][1,4]oxazepine (100 mg, 0.26 mmol) and 5-iodopent-1-yne (151 mg, 0.78) in DMF (2 mL) was added NaH (1 mg). The reaction was stirred for 1 h prior to being concentrated. The residue was purified by HPLC to afford 3-benzyl-9-methyl-2-((1-(pent-4-yn-1-yl)-1H-imidazol-4-yl)ethynyl)-4H,6H-thieno[2,3-e][1,2,4]triazolo[3,4-c][1,4]oxazepine (82 mg, 63% yield). ESI-MS: 454.11.

[0617] Step 3: To a Schlenk tube was added CuI (3.8 mg), Pd(Ph₃P)₂Cl₂ (7 mg), 3-benzyl-9-methyl-2-((1-(pent-4-yn-1-yl)-1H-imidazol-4-yl)ethynyl)-4H,6H-thieno[2,3-e][1,2,4]triazolo[3,4-c][1,4]oxazepine (20 mg, 0.044 mmol), and 3-(7-fluoro-4-iodo-1-oxoisindolin-2-yl)piperidine-2,6-dione (17 mg, 0.044 mmol), TH(2 mL) and Et₃N (0.5 mL). The reaction mixture was heated at 70°C for 12 hours. The reaction mixture was cooled and treated with EtOAc and brine. The organic layer was separated, dried, and evaporated. The residue was subjected to HPLC purification to afford the title compound (7.8 mg, 25% yield). ESI-MS: 714.20.

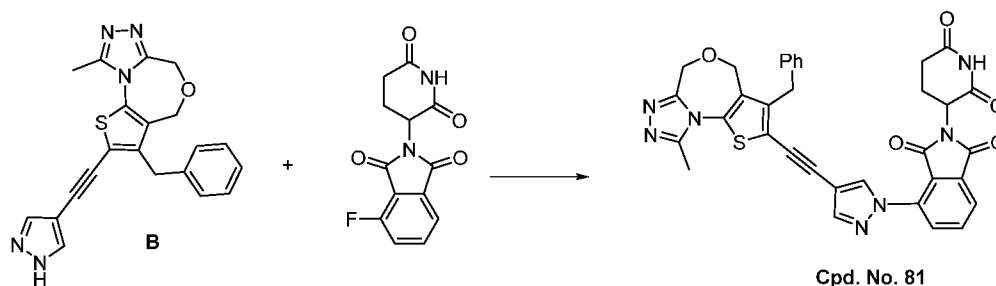
EXAMPLE 35

Synthesis of 2-((1H-pyrazol-4-yl)ethynyl)-3-benzyl-9-methyl-4H,6H-thieno[2,3-e][1,2,4]triazolo[3,4-c][1,4]oxazepine



[0618] To a Schlenk tube was added CuI (9.5 mg), Pd(Ph₃P)₂Cl₂ (35 mg), compound A (188 mg, 0.5 mmol), 4-ethynyl-1H-pyrazole (84 mg, 1.0 mmol), DMF (2 mL), and Et₃N (0.5 mL). The reaction mixture was heated at 80°C for 12 hours. The reaction mixture was cooled and treated with EtOAc and brine. The organic layer was separated, dried, and evaporated. The residue was subjected to HPLC purification to afford compound B (140 mg, 72% yield).

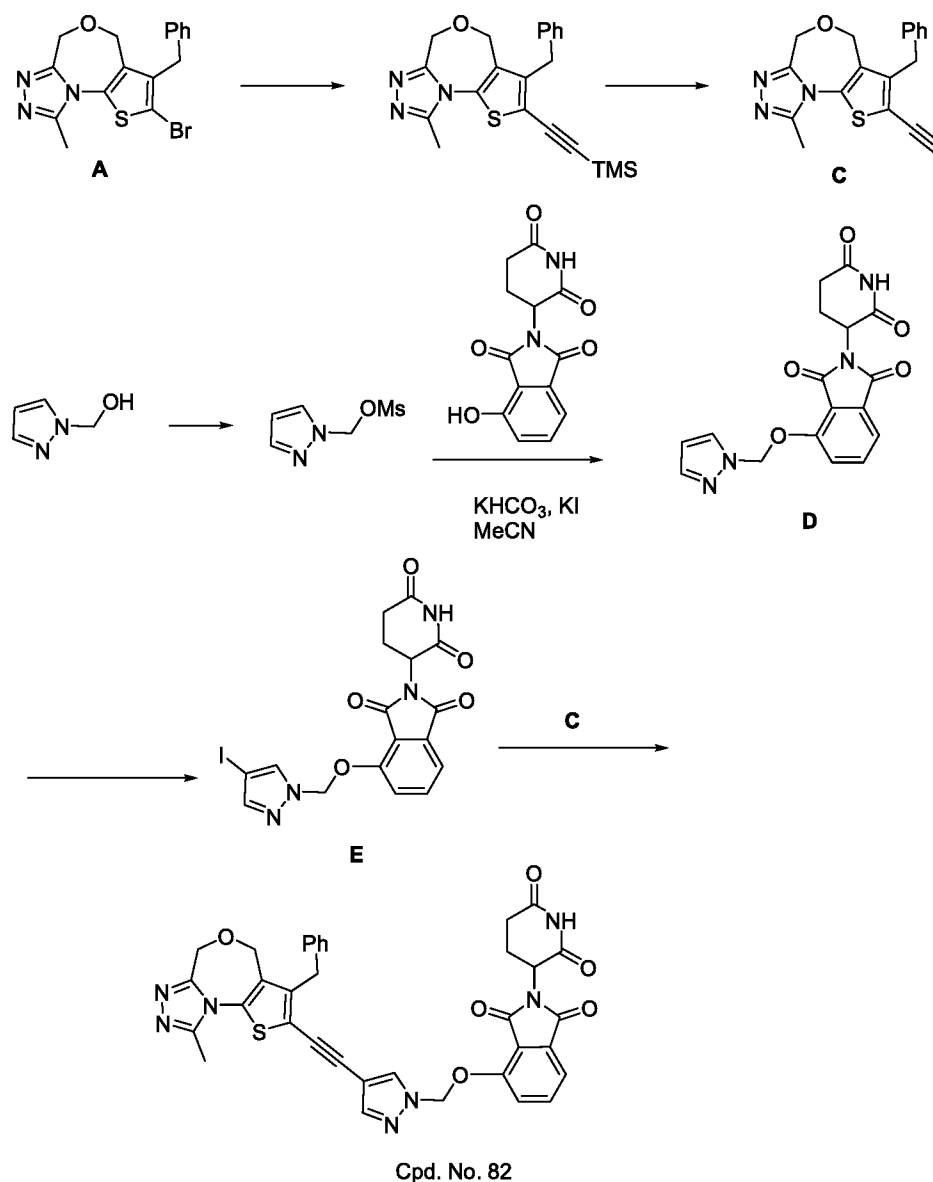
Synthesis of 4-((4-((3-benzyl-9-methyl-4H,6H-thieno[2,3-e][1,2,4]triazolo[3,4-c][1,4]oxazepin-2-yl)ethynyl)-1H-pyrazol-1-yl)-2-(2,6-dioxopiperidin-3-yl)isoindoline-1,3-dione



[0619] To a solution of TFA salt of compound **B** (20 mg, 0.05 mmol) and 2-(2,6-dioxopiperidin-3-yl)-4-fluoroisoindoline-1,3-dione (20 mg, 0.07 mmol) in DMF (1 mL) was added DIPEA (0.52 mL, 3 mmol). The reaction mixture was heated at 90°C for 12 hours. The reaction mixture was cooled and treated with EtOAc and brine. The organic layer was separated, dried, and evaporated. The residue was subjected to HPLC purification to afford Cpd. No. **81** (5.1 mg, 17% yield).

EXAMPLE 36

Synthesis of 4-((4-((3-benzyl-9-methyl-4H,6H-thieno[2,3-e][1,2,4]triazolo[3,4-c][1,4]oxazepin-2-yl)ethynyl)-1H-pyrazol-1-yl)methoxy)-2-(2,6-dioxopiperidin-3-yl)isoindoline-1,3-dione



[0620] To a Schlenk tube was added CuI (9.5 mg), Pd(Ph₃P)₂Cl₂ (35 mg), compound A (188 mg, 0.5 mmol), TMS acetylene (98 mg, 1.0 mmol), DMF (2 mL), and Et₃N (0.5 mL). The reaction mixture was heated at 80 °C for 12 hours. The reaction mixture was cooled and treated with EtOAc and brine. The organic layer was separated, dried, and evaporated. The residue was chromatographed on silica gel to give the TMS intermediate. The TMS intermediate was treated with TBAF (0.6 mmol) in 2 mL dry THF for 15 min. The residue was chromatographed on silica gel to give compound C (115 mg, 17% yield).

[0621] To a solution of (1H-pyrazol-1-yl)methanol (196 mg, 2 mmol) in DCM (2 mL) was added methanesulfonyl chloride (4 mmol). The mixture was stirred at 0 °C for

10 minutes then Et₃N (6 mmol) was slowly added. After stirring at r.t. for 30 min, all volatiles were removed. 3-(4-Hydroxy-1-oxoisindolin-2-yl)piperidine-2,6-dione (520 mg, 2 mmol), KHCO₃ (400 mg, 4 mmol), KI (10 mg) and 4 mL CH₃CN were added to the residue. The mixture was heated at reflux overnight. The residue was chromatographed on silica gel to give compound **D** (210 mg, 31% yield).

[0622] To a solution of compound **D** (210 mg, 0.62 mmol) in acetic acid (4 mL) was added NIS (321 mg, 0.75 mmol). The reaction was stirred for 1 h prior to being concentrated. The residue was purified by HPLC to afford compound **E** (156 mg, 54%). ESI-MS: 481.05.

[0623] To a Schlenk tube was added CuI (2 mg), Pd(Ph₃P)₂Cl₂ (4 mg), compound **C** (20 mg, 0.06 mmol), compound **E** (28 mg, 0.06 mmol), DMF (2 mL), and Et₃N (0.5 mL). The reaction mixture was heated at 80 °C for 12 hours. The reaction mixture was cooled and treated with EtOAc and brine. The organic layer was separated, dried, and evaporated. The residue was subjected to HPLC purification to afford Cpd. No. **82** (25 mg, 64% yield). ESI-MS: 674.05.

EXAMPLE 37

In vitro activity

[0624] Cell growth inhibitory activity of representative Compounds of the Disclosure was determined using the CellTiter-Glo® Luminescent Cell Viability Assay. See Table 4. Cells were seeded in 384-well white opaque cell culture plates at a density of 2,000 cells/well with serially diluted compounds and incubated at 37°C in an atmosphere of 95% air and 5% CO₂ for 4 days. Cell viability was determined using the CellTiter-Glo® Luminescent Cell Viability Assay Kit (Promega, Madison, WI) according to the manufacture's instruction. Briefly, a volume of CellTiter-Glo® Reagent equal to the volume of cell culture medium was added to each well, and then the plates were incubated at room temperature for 10-20 minutes. The luminescent signal was measured using a Tecan Infinite M1000 multimode microplate reader (Tecan, Morrisville, NC). The half maximal inhibitory concentration (IC₅₀) was calculated using the GraphPad Prism 5 software (GraphPad Software, La Jolla, CA).

Table 4

Cpd. No.	MDA-MB-231	MOLM-13 IC ₅₀ (nM)	RS-4,11 IC ₅₀ (nM)
----------	------------	----------------------------------	----------------------------------

	IC ₅₀ (nM)		
1	1703	804	
2	223	34.6	
3	49	2.6	
4	12.8	0.8	
5	6.1	0.7	
6	64	60	
7	0.8	0.7	0.03
8	1486	118	
9	4.7	1.1	
10	34	2.6	
11	2.3	0.4	
12	>1000	>1000	>1000
13	58	20	1.8
14	9.3	8.7	0.43
15	25	7.5	0.2
16	0.29	0.9	0.10
17	0.21	0.5	0.06
18	1.5	1.0	0.03
19	12	2.7	0.06
20	16	3.8	0.7
21	60	15.7	3.0
22	<0.015	0.85	0.11
45	3.2	3.2	<0.1
46	2.4	2.8	<0.1
47	2.3	1.8	<0.1
48	0.33	1.7	0.22
49	5.5	9.6	0.56
50	>100	>10	>1

EXAMPLE 38

Degradation of BET Proteins in RS4;11 and MOLM-13 Leukemia Cells

[0625] Cells were treated with compounds at the indicated concentrations for 2.5 h and 3 h, respectively, for RS4;11 (*see* Fig. 1) and MOLM-13 (*see* Fig. 2) cells. Compound A is ((S)-3-benzyl-6,9-dimethyl-2-((1-methyl-1H-pyrazol-4-yl)ethynyl)-4H,6H-thieno[2,3-e][1,2,4]triazolo[3,4-c][1,4]oxazepine). *See* Cpd. No. 85 of U.S. Appl. No. 62/295,271.

[0626] Collected cells were lysed in lysis buffer [1% CHAPS, 150 mM NaCl, 20 mM Tris-HCl, 1 mM EDTA, 1 mM EGTA, and COMPLETE proteinase inhibitor (Roche)] for 30 minutes on ice. Protein concentrations were determined using the Bio-Rad Protein Assay Dye reagent. Whole tumor lysates (20 µg) were separated on a 4-20% Novex gels (Invitrogen). The separated proteins were transferred to a PVDF membrane (BIO-RAD)

and the PVDF membrane was then blotted with 5% Blotting-Grade Blocker (BIO-RAD) for 1 hour at room temperature. The primary antibodies used were BRD4 rabbit polyclonal antibody [Bethyl Laboratories, Inc, cat # A301] and BRD2 antibody.

[0627] The BIO-RAD Clarity Western ECL Substrates (BIO-RAD) and HyBlot CL film (Denville) were used for signal development and detection using a SRX-101A tabletop processor (Konica Minolta).

EXAMPLE 39

RS4;11 Xenograft Model

Compound preparation

[0628] Cpd. Nos. 7 and 11 were dissolved in 10% PCP [10% PEG400 (Sigma), 3% Cremophor (Sigma), and 87% PBS (Gibco)]. The pH of the drug solutions were checked before use and adjusted with 0.5N NaOH to be between pH 6.5 and 8.0 for IV (intravenous) administration.

Cell culture

[0629] RS4;11 cells were maintained at 37°C, 95% air, 5% carbon dioxide in Improved MEM (Richter's Mod.) supplemented with 10% Fetal Bovine Serum, 100 units/ml of penicillin and 100 units/ml of streptomycin (GIBCO™, Invitrogen Corp.) and passaged twice weekly.

Xenograft tumor cell injection

[0630] Tumor cells for xenografts were harvested with Trypsin (0.05%)-EDTA (0.53mM) (GIBCO™, Invitrogen Corp.), growth medium added and cells placed on ice. Cells were washed once with 1X PBS (GIBCO™, Invitrogen Corp.) and re-suspended in PBS. After washing in PBS, cells were re-suspended in an ice cold mixture of 1:1 PBS and Matrigel (BD Biosciences, Invitrogen Corp.) for a final Matrigel protein concentration of 5 mg/ml. Cells at 5×10^6 cells in 0.1 ml were injected subcutaneously (s.c.) into the flank region of each mouse using a 25 gauge needle. All tumors were inoculated into SCID mice (strain:236) C.B-17 SCID, Charles River.

Xenograft tumor growth and weight monitoring

[0631] The size of tumors growing in the mice was measured in two dimensions using calipers. Tumor volume (mm^3) = $(A \times B^2)/2$ where A and B are the tumor length and width (in mm), respectively. During treatment, tumor volume and body weight were measured

three times a week. After the treatment was stopped, tumor volume and body weight was measured at least once a week.

Assessment of toxicity and end point

[0632] Tumors were not allowed to exceed 10% of the animals total body weight. If an animal had two or more tumors the total weight of all tumors were not allowed to exceed 10% of the animal's total body weight. At the end of the experimental period or when tumor size approached 10% of the total body weight, the animal was euthanized. Animals that showed profound morbidity or a weight loss of over 20% of body weight were euthanized.

Determination of in vivo antitumor efficacy

[0633] Before treatment began, tumors were allowed to grow to 100-200 mm³ in volume, at which point the blood vessel supplies to the tumor should have been well established. Mice with tumors within acceptable size range were randomized into treatment groups of seven mice. Cpd. Nos. 7 and 11 were given i.v. at 10 mg/kg at days 1,3, and 5 per week for two weeks. The Control group received vehicle alone. *See Fig. 3.* Cpd. Nos. 16, 18, 22 and 48 were given i.v. at 5 mg/kg at days 1, 3, and 5 per week for two weeks. The Control group received vehicle alone. *See Fig. 4.*

[0634] Representative Compounds of the Disclosure were tested in the RS4;11 and other xenograph models using similar techniques. *See Figs. 5-12.* Fig. 13 shows the animal weight change caused by Cpd. No. 22 in the MDA-MB-231 TNBC model.

EXAMPLE 40

In vitro testing in leukemia cell lines

[0635] Cpd. Nos. 18 and 19 were tested in various leukemia cell lines using the CellTiter-Glo® Luminescent Cell Viability Assay as described in Example 35. *See Table 5.*

Table 5

Cell line	IC ₅₀ (nM)	
	Cpd. No. 19	Cpd. No. 18
MV4;11	0.46 ± 0.1	0.06 ± 0.006
RS4;11	0.8 ± 0.1	0.004 ± 0.001

MOLM16	0.15 ± 0.06	< 0.01
HL60	0.97 ± 0.08	0.003 ± 0.001
MV4;11	0.46 ± 0.1	0.06 ± 0.006
AML5	0.84 ± 0.14	< 0.01
MonoMac6	1.8 ± 0.3	0.014 ± 0.004
AML3	2.44 ± 0.22	0.03 ± 0.006
KG1	3.99 ± 0.18	0.047 ± 0.02
MOLM13	7.6 ± 0.9 nM	0.5 ± 0.03 nM

EXAMPLE 41

In vitro testing in triple-negative breast cancer cell lines

[0636] Cpd. Nos. 7 and 18 were tested in various triple-negative breast cancer cell lines using the WST-8 cell growth assay. See Table 6.

Table 6

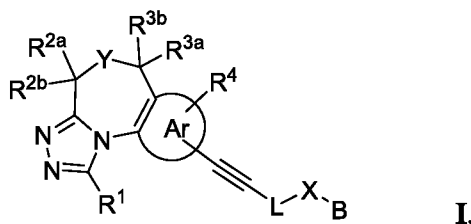
Cell Line	IC ₅₀ (nM) in WST-8 cell growth inhibition assay	
	Cpd. No. 7	Cpd. No. 18
MDA-MB-231	1.2 ± 0.13	0.76 ± 0.08
MDA-MB-468	2.46 ± 0.07	0.78 ± 0.06
MDA-MB-157	0.29 ± 0.02	0.06 ± 0.01
MDA-MB-474	1.09 ± 0.06	0.31 ± 0.01
HBL100	1.7 ± 0.15	0.84 ± 0.14
MDA-MB-453	1.02 ± 0.03	0.25 ± 0.04
MDA-MB-436	2.24 ± 0.3	1.52 ± 0.21

[0637] It is to be understood that the foregoing embodiments and exemplifications are not intended to be limiting in any respect to the scope of the disclosure, and that the claims presented herein are intended to encompass all embodiments and exemplifications whether or not explicitly presented herein.

[0638] All patents and publications cited herein are fully incorporated by reference in their entirety.

What is claimed is:

1. A compound having Formula I:



or a pharmaceutically acceptable salt or hydrate thereof,

wherein:

R^1 is selected from the group consisting of hydrogen and optionally substituted C_{1-4} alkyl;

R^{2a} and R^{2b} are each independently selected from the group consisting of hydrogen, optionally substituted C_{1-4} alkyl, and (alkoxycarbonyl)alkyl, or

R^{2a} and R^{2b} together with the carbon atom to which they are attached form a 3- to 6-membered cycloalkyl;

R^{3a} and R^{3b} are each independently selected from the group consisting of hydrogen and optionally substituted C_{1-4} alkyl; or

R^{3a} and R^{3b} together with the carbon atom to which they are attached form an optionally substituted 3- to 6-membered cycloalkyl;

R^4 is selected from the group consisting of hydrogen, halogen, optionally substituted C_{1-4} alkyl, optionally substituted C_{2-4} alkenyl, optionally substituted C_{2-4} alkynyl, aralkyl, optionally substituted C_{6-14} aryl, optionally substituted C_{3-12} cycloalkyl, optionally substituted 3- to 14-membered heterocyclo, optionally substituted 5- to 14-membered heteroaryl, $-NR^{6a}R^{6b}$, $-OR^7$, $-SR^{8a}$, $-S(=O)R^{8b}$, $-S(=O)_2R^{8c}$, $-C(=O)R^9$, (heteroaryl)alkyl, and alkoxyalkyl;

R^{6a} and R^{6b} are each independently selected from the group consisting of hydrogen, optionally substituted C_{1-6} alkyl, aralkyl, optionally substituted C_{6-14} aryl, optionally substituted C_{3-12} cycloalkyl, optionally substituted 3- to 14-membered heterocyclo, optionally substituted 5- to 14-membered heteroaryl, alkylcarbonyl, arylcarbonyl, alkoxycarbonyl, alkylsulfonyl, arylsulfonyl, and carboxamido; or

R^{6a} and R^{6b} taken together with the nitrogen atom to which they are attached form an optionally substituted 4- to 8-membered heterocyclo;

R^7 is selected from the group consisting of hydrogen, optionally substituted C_{1-4} alkyl, aralkyl, optionally substituted C_{6-14} aryl, optionally substituted C_{3-12} cycloalkyl, optionally substituted 3- to 14-membered heterocyclo, optionally substituted 5- to 14-membered heteroaryl, alkylcarbonyl, and carboxamido;

R^{8a} is selected from the group consisting of optionally substituted C_{1-4} alkyl, aralkyl, optionally substituted C_{6-14} aryl, optionally substituted C_{3-12} cycloalkyl, optionally substituted 3- to 14-membered heterocyclo, and optionally substituted 5- to 14-membered heteroaryl;

R^{8b} is selected from the group consisting of optionally substituted C_{1-4} alkyl, aralkyl, optionally substituted C_{6-14} aryl, optionally substituted C_{3-12} cycloalkyl, optionally substituted 3- to 14-membered heterocyclo, and optionally substituted 5- to 14-membered heteroaryl;

R^{8c} is selected from the group consisting of optionally substituted C_{1-4} alkyl, aralkyl, optionally substituted C_{6-14} aryl, optionally substituted C_{3-12} cycloalkyl, optionally substituted 3- to 14-membered heterocyclo, optionally substituted 5- to 14-membered heteroaryl, and amino;

R^9 selected from the group consisting of hydrogen, optionally substituted C_{1-4} alkyl, aralkyl, optionally substituted C_{6-14} aryl, optionally substituted C_{3-12} cycloalkyl, optionally substituted 3- to 14-membered heterocyclo, optionally substituted 5- to 14-membered heteroaryl, alkoxy, and amino;

Y is selected from the group consisting of -O-, -S-, and -NR¹⁰-;

R^{10} is selected from the group consisting of hydrogen, optionally substituted C_{1-6} alkyl, optionally substituted C_{6-14} aryl, optionally substituted C_{3-12} cycloalkyl, optionally substituted 3- to 14-membered heterocyclo, optionally substituted 5- to 14-membered heteroaryl, (C_{3-6} cycloalkyl) C_{1-4} alkyl, aralkyl, (alkoxycarbonyl)alkyl, -C(=O)R¹¹, -SO₂R¹², -C(=O)-OR¹³, and -C(=O)-NR^{14a}R^{14b};

R^{11} is selected from the group consisting of optionally substituted C_{1-6} alkyl, optionally substituted C_{6-14} aryl, optionally substituted C_{3-12} cycloalkyl, optionally substituted 3- to 14-membered heterocyclo, optionally substituted 5- to 14-membered heteroaryl, and aralkyl;


R^{12} is selected from the group consisting of optionally substituted C_{1-6} alkyl, optionally substituted C_{6-14} aryl, optionally substituted C_{3-12} cycloalkyl, optionally

substituted 3- to 14-membered heterocyclo, optionally substituted 5- to 14-membered heteroaryl, and aralkyl;

R^{13} is selected from the group consisting of optionally substituted C_{1-6} alkyl, optionally substituted C_{6-14} aryl, optionally substituted C_{3-12} cycloalkyl, optionally substituted 3- to 14-membered heterocyclo, optionally substituted 5- to 14-membered heteroaryl, and aralkyl;

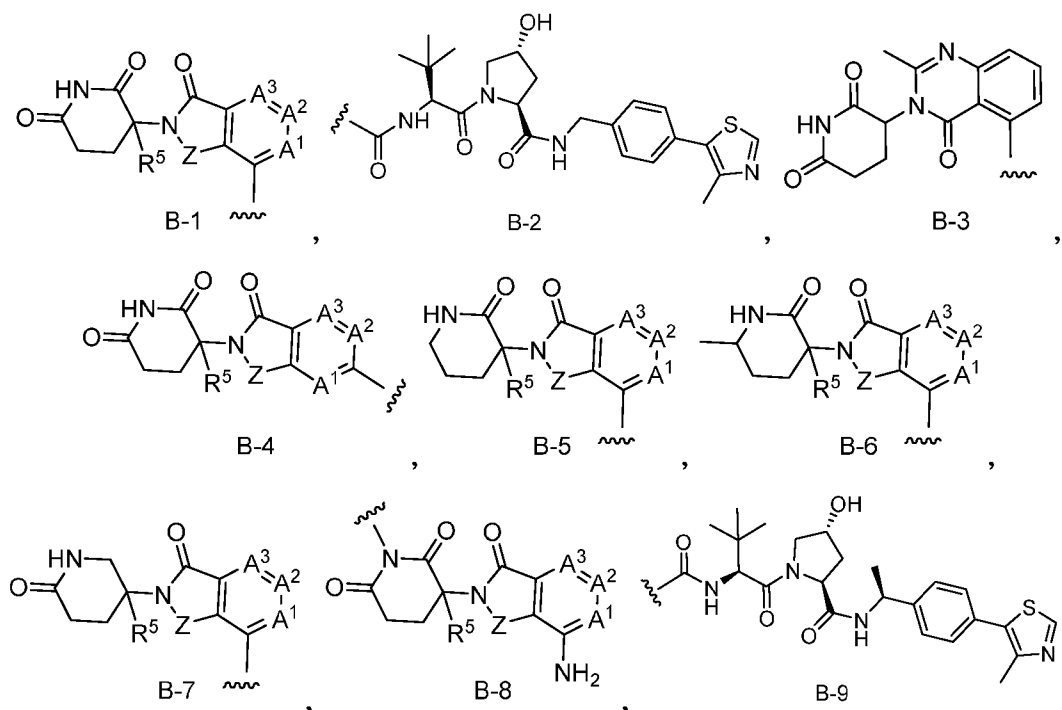
R^{14a} and R^{14b} are each independently selected from the group consisting of hydrogen, optionally substituted C_{1-6} alkyl, optionally substituted C_{6-14} aryl, optionally substituted C_{3-12} cycloalkyl, 3- to 14-membered heterocyclo, optionally substituted 5- to 14-membered heteroaryl, and aralkyl; or

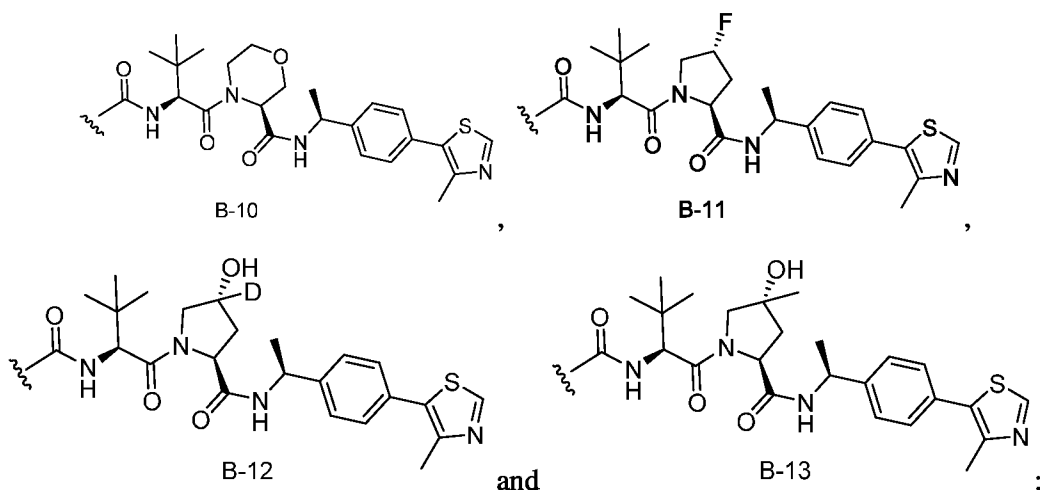
R^{14a} and R^{14b} taken together with the nitrogen atom to which they are attached form an optionally substituted 4- to 8-membered heterocyclo;

 is a fused thienyl or fused phenyl group, wherein the fused phenyl group is additionally substituted with R^{15} ;

R^{15} is selected from the group consisting of hydrogen, halogen, C_{1-4} alkyl, and alkoxy;

B is selected from the group consisting of:





L is selected from the group consisting of alkylenyl, heteroalkylenyl, $-A-(CH_2)_m-W-(CH_2)_n-$, $-(CH_2)_m-W-(CH_2)_u-O-(CH_2)_v-$, and $-(CH_2)_m-W-[(CH_2)_w-O]_x-(CH_2)_v-$; or

L is absent;

A is selected from the group consisting of 5-membered heteroarylenyl and 6-membered heteroarylenyl; or

A is absent;

W is selected from the group consisting of phenylenyl, 5-membered heteroarylenyl, 6-membered heteroarylenyl, heterocyclylenyl, and cycloalkylenyl;

m is 0, 1, 2, 3, 4, 5, 6, or 7;

n is 0, 1, 2, 3, 4, 5, 6, 7, or 8;

u is 0, 1, 2, or 3;

v is 1, 2, 3, or 4;

each w is independently 2, 3, or 4;

x is 2, 3, or 4;

X is selected from the group consisting of $-C\equiv C-$, $-CH_2-$, $-O-$, $-N(R^{2c})-$, $-C(=O)N(R^{2d})-$, $-N(R^{2e})C(=O)CH_2O-$, and $-N(R^{2f})C(=O)CH_2N(R^{2g})-$; or

X is absent;

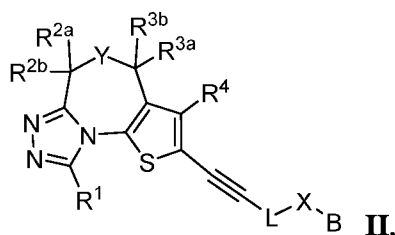
wherein the carboxamide nitrogen atom of $-N(R^{2e})C(=O)CH_2O-$ and $-N(R^{2f})C(=O)CH_2N(R^{2g})-$, and the carbon atom of $-C(=O)N(R^{2d})-$ is attached to L;

R^{2c} , R^{2d} , R^{2e} , R^{2f} , and R^{2g} are each independently selected from the group consisting of hydrogen and C_{1-4} alkyl;

Z is selected from the group consisting of $-CH_2$ and $-C(=O)-$;

- R^5 is selected from the group consisting of hydrogen, methyl, and fluoro;
 A^1 is selected from the group consisting of $-C(R^{16a})=$ and $-N=$;
 A^2 is selected from the group consisting of $-C(R^{16b})=$ and $-N=$;
 A^3 is selected from the group consisting of $-C(R^{16c})=$ and $-N=$;
 R^{16a} is selected from the group consisting of hydrogen, halo, and C_{1-4} alkyl;
 R^{16b} is selected from the group consisting of hydrogen, halo, and C_{1-4} alkyl; and
 R^{16c} is selected from the group consisting of hydrogen, halo, and C_{1-4} alkyl.

2. The compound of claim 1 having Formula II:



or a pharmaceutically acceptable salt or hydrate thereof.

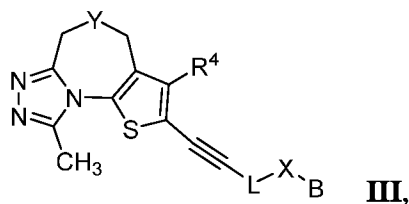
3. The compound of claims 1 or 2, or a pharmaceutically acceptable salt or hydrate thereof, wherein R^{3a} and R^{3b} are hydrogen.

4. The compound of any one of claims 1-2, or a pharmaceutically acceptable salt or hydrate thereof, wherein R^1 is C_{1-4} alkyl.

5. The compound of claim 4, or a pharmaceutically acceptable salt or hydrate thereof, wherein R^1 is methyl.

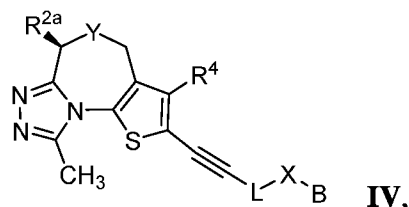
6. The compound of any one of claims 1-5, or a pharmaceutically acceptable salt or hydrate thereof, wherein R^{2a} and R^{2b} are each independently selected from the group consisting of hydrogen and C_{1-4} alkyl.

7. The compound of claim 6 having Formula III:



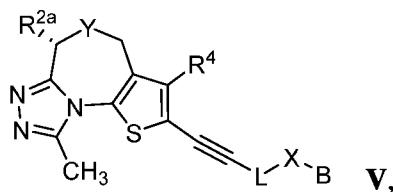
or a pharmaceutically acceptable salt or hydrate thereof.

8. The compound of claim 6 having Formula IV:



or a pharmaceutically acceptable salt or hydrate thereof, wherein R^{2a} is C₁₋₄ alkyl.

9. The compound of claim 6 having Formula V:



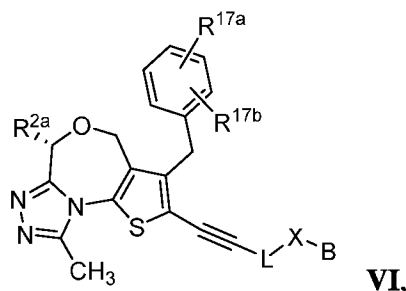
or a pharmaceutically acceptable salt or hydrate thereof, wherein R^{2a} is C₁₋₄ alkyl.

10. The compound of any one of claims 1-9, or a pharmaceutically acceptable salt or hydrate thereof, wherein R⁴ is selected from the group consisting of halogen, C₁₋₄ alkyl, optionally C₂₋₄ alkenyl, optionally substituted C₂₋₄ alkynyl, aralkyl, optionally substituted C₆₋₁₄ aryl, optionally substituted C₃₋₁₂ cycloalkyl, 3- to 14-membered heterocyclo, optionally substituted 5- to 14-membered heteroaryl.

11. The compound of claim 10, or a pharmaceutically acceptable salt or hydrate thereof, wherein R⁴ is aralkyl.

12. The compound of any one of claims 1-11, or a pharmaceutically acceptable salt or hydrate thereof, wherein Y is -O-.

13. The compound of claim 1 having Formula VI:



or a pharmaceutically acceptable salt or hydrate thereof, wherein:

R^{2a} is selected from the group consisting of hydrogen and C_{1-3} alkyl; and

R^{17a} and R^{17b} are each independently selected from the group consisting of hydrogen, C_{1-4} alkyl, haloalkyl, C_{1-4} alkoxy, and halo.

14. The compound of claim 13, or a pharmaceutically acceptable salt or hydrate thereof, wherein R^{17a} and R^{17b} are each independently selected from the group consisting of hydrogen and halo.

15. The compound of any one of claims 1-14, or a pharmaceutically acceptable salt or solvate thereof, wherein L is C_{1-12} alkylenyl.

16. The compound of claim 15, or a pharmaceutically acceptable salt or solvate thereof, wherein L is selected from the group consisting of $-CH_2-$, $-CH_2CH_2-$, $-CH_2CH_2CH_2-$, $-CH_2(CH_2)_2CH_2-$, $-CH_2(CH_2)_3CH_2-$, $-CH_2(CH_2)_4CH_2-$, $-CH_2(CH_2)_5CH_2-$, and $-CH_2(CH_2)_6CH_2-$.

17. The compound of any one of claims 1-14, or a pharmaceutically acceptable salt or solvate thereof, wherein L is 3- to 12-membered heteroalkylenyl.

18. The compound of claim 17, or a pharmaceutically acceptable salt or solvate thereof, wherein:

L is $-(CH_2)_oO-(CH_2CH_2O)_p-(CH_2)_q-$;

o is 1, 2, or 3;

p is 0, 1, 2, 3, 4, or 5; and

q is 1, 2, or 3.

19. The compound of claim 18, or a pharmaceutically acceptable salt or solvate thereof, wherein L is selected from the group consisting of

- CH₂OCH₂CH₂-
- CH₂CH₂OCH₂CH₂-,
- CH₂O(CH₂CH₂O)CH₂CH₂-
- CH₂O(CH₂CH₂O)₂CH₂CH₂-,
- CH₂O(CH₂CH₂O)₃CH₂CH₂-,
- CH₂CH₂O(CH₂CH₂O)₆CH₂CH₂-,
- CH₂CH₂O(CH₂CH₂O)₆CH₂CH₂-,
- CH₂CH₂CH₂OCH₂CH₂OCH₂CH₂CH₂-,
- CH₂CH₂CH₂O(CH₂CH₂O)₂CH₂CH₂CH₂-, and
- CH₂CH₂CH₂O(CH₂)₄OCH₂CH₂CH₂-.

20. The compound of any one of claims 1-14, or a pharmaceutically acceptable salt or solvate thereof, wherein L is -(CH₂)_m-W-(CH₂)_n-.

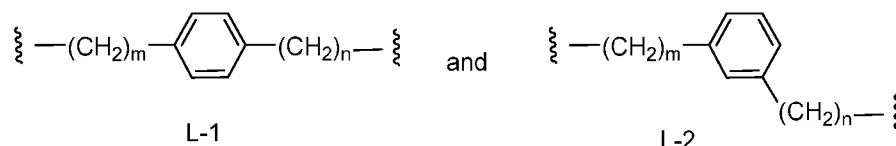
21. The compound of any one of claims 1-14, or a pharmaceutically acceptable salt or solvate thereof, wherein L is -(CH₂)_m-W-(CH₂)_u-O-(CH₂)_v-;

22. The compound of claims 1-14, 20, or 21, or a pharmaceutically acceptable salt or solvate thereof, wherein W is phenylenyl.

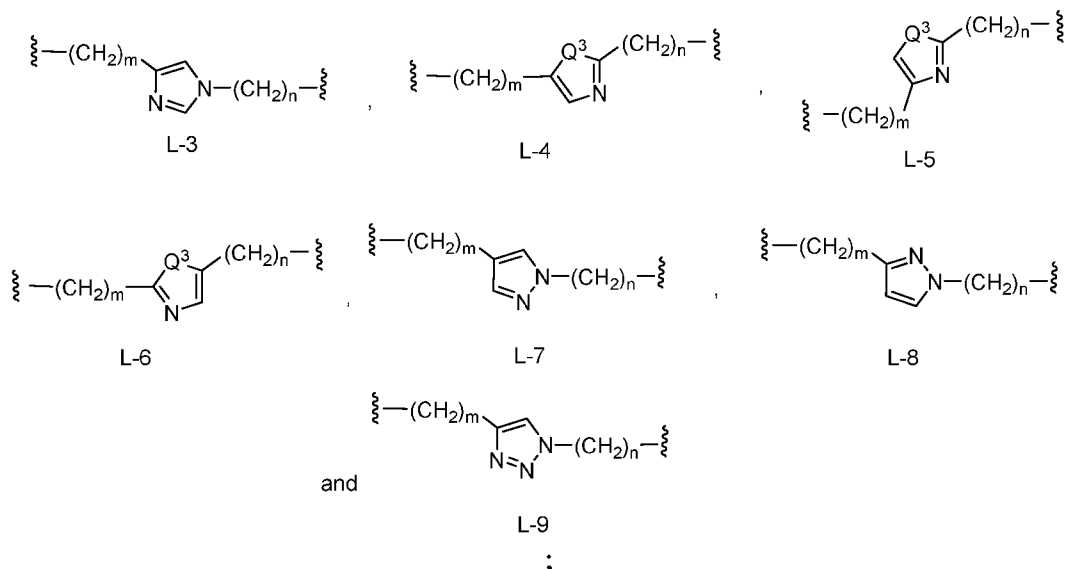
23. The compound of any one of claims 1-14, 20, or 21, or a pharmaceutically acceptable salt or solvate thereof, wherein W is 5-membered heteroarylenyl.

24. The compound of any one of claims 1-14, 20, or 21, or a pharmaceutically acceptable salt or solvate thereof, wherein W is 6-membered heteroarylenyl.

25. The compound of claim 22, or a pharmaceutically acceptable salt or solvate thereof, wherein L is selected from the group consisting of:



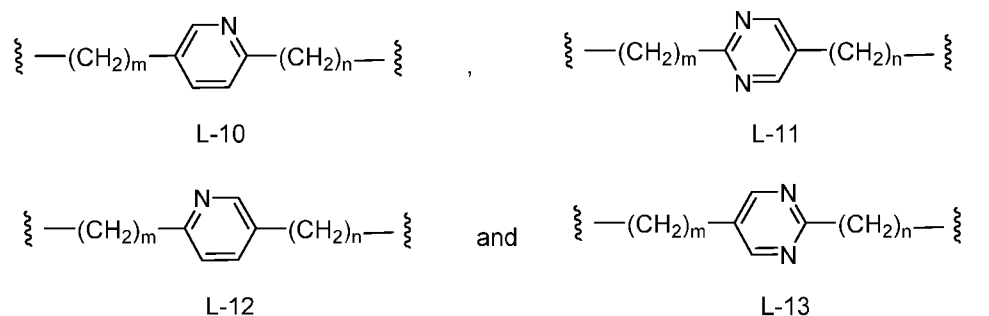
26. The compound of claim 23, or a pharmaceutically acceptable salt or solvate thereof, wherein L is selected from the group consisting of:



Q^3 is selected from the group consisting of -O-, -S-, and -N(R⁶)-; and

R⁶ is selected from the group consisting of hydrogen and C₁₋₄ alkyl.

27. The compound of claim 24, or a pharmaceutically acceptable salt or solvate thereof, wherein L is selected from the group consisting of:



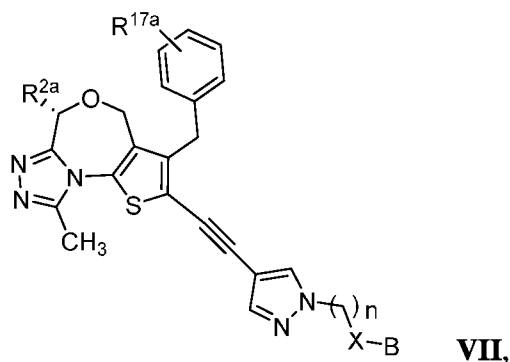
28. The compound of any one of claims 1-14 or 20-27, or a pharmaceutically acceptable salt or solvate thereof, wherein m is 0.

29. The compound of any one of claims 1-14 or 20-28, or a pharmaceutically acceptable salt or solvate thereof, wherein n is 1, 2, 3, 4, or 5.

30. The compound of claim 29, or a pharmaceutically acceptable salt or solvate thereof, wherein L is selected from the group consisting of L-4, L-7, L-10, and L-12.

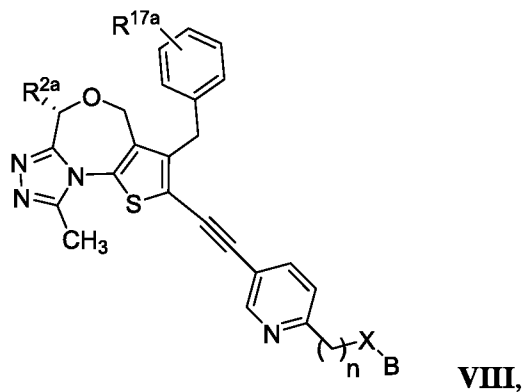
31. The compound of claim 30, or a pharmaceutically acceptable salt or solvate thereof, wherein L is selected from the group consisting L-7 and L-10.

32. The compound of claim 13, or a pharmaceutically acceptable salt or solvate thereof, having Formula **VII**:



wherein n is 2, 3, 4, or 5.

33. The compound of claim 13, or a pharmaceutically acceptable salt or solvate thereof, having Formula **VIII**:



wherein n is 2, 3, 4, or 5.

34. The compound of claims 32 or 33, or a pharmaceutically acceptable salt or solvate thereof, wherein R^{2a} is hydrogen.

35. The compound of claims 32 or 33, or a pharmaceutically acceptable salt or solvate thereof, wherein R^{2a} is methyl.

36. The compound of any one of claims 32-35, or a pharmaceutically acceptable salt or solvate thereof, wherein X is selected from the group consisting of $-C\equiv C-$, $-CH_2-$, $-O-$, and $-N(H)-$.

37. The compound of claim 36, or a pharmaceutically acceptable salt or solvate thereof, wherein X is $-C\equiv C-$.

38. The compound of claim 36, or a pharmaceutically acceptable salt or solvate thereof, wherein X is $-CH_2-$.

39. The compound of claim 36, or a pharmaceutically acceptable salt or solvate thereof, wherein X is $-O-$.

40. The compound of claim 36, or a pharmaceutically acceptable salt or solvate thereof, wherein X is $-N(H)-$.

41. The compound of any one of claims 1-40, or a pharmaceutically acceptable salt or hydrate thereof, wherein B is B-1.

42. The compound of claim 41, or a pharmaceutically acceptable salt or hydrate thereof, wherein A^1 is $-C(R^{16a})=$ and R^{16a} is selected from the group consisting of hydrogen and halo.

43. The compound of claims 41 or 42, or a pharmaceutically acceptable salt or hydrate thereof, wherein A^2 is $-C(R^{16b})=$ and R^{16b} is selected from the group consisting of hydrogen and halo.

44. The compound of any one of claims 41-43, or a pharmaceutically acceptable salt or hydrate thereof, wherein A^3 is $-C(R^{16c})=$ and R^{16c} is selected from the group consisting of hydrogen and halo.

45. The compound of any one of claims 41-44, or a pharmaceutically acceptable salt or hydrate thereof, wherein Z is $-CH_2-$.

46. The compound of any one of claims 41-44, or a pharmaceutically acceptable salt or hydrate thereof, wherein Z is $-C(=O)-$.

47. The compound of any one of claims 41-46, or a pharmaceutically acceptable salt or hydrate thereof, wherein R^5 is hydrogen.

48. The compound of any one of claims 1-40, or a pharmaceutically acceptable salt or hydrate thereof, wherein B is B-2.

49. The compound of any one of claims 1-40, or a pharmaceutically acceptable salt or hydrate thereof, wherein B is B-3.

50. The compound of claim 1, or a pharmaceutically acceptable salt or hydrate thereof, selected from any one or more of the compounds of Tables 1 and 1A.

51. The compound of claim 50, or a pharmaceutically acceptable salt or hydrate thereof, selected from the group consisting of 3-(4-(5-(4-(((S)-3-benzyl-6,9-dimethyl-4H,6H-thieno[2,3-e][1,2,4]triazolo[3,4-c][1,4]oxazepin-2-yl)ethynyl)-1H-pyrazol-1-yl)pent-1-yn-1-yl)-1-oxoisindolin-2-yl)piperidine-2,6-dione and 3-(4-(5-(4-((3-benzyl-9-methyl-4H,6H-thieno[2,3-e][1,2,4]triazolo[3,4-c][1,4]oxazepin-2-yl)ethynyl)-1H-pyrazol-1-yl)pent-1-yn-1-yl)-1-oxoisindolin-2-yl)piperidine-2,6-dione.

52. A pharmaceutical composition comprising the compound of any one of claims 1-51, or a pharmaceutically acceptable salt or hydrate thereof, and a pharmaceutically acceptable carrier.

53. A method of treating a patient, the method comprising administering to the patient a therapeutically effective amount of the compound of any one of claims 1-51, or a pharmaceutically acceptable salt, hydrate, or solvate thereof, wherein the patient has cancer, a chronic autoimmune disorder, an inflammatory condition, a proliferative disorder, sepsis, or a viral infection.

54. The method claim 53, wherein the patient has cancer.

55. The method of claim 54, wherein the cancer is selected from any one or more of the cancers of Table 3.

56. The method of claim 54, wherein the cancer is selected from the group consisting of acute monocytic leukemia, acute myelogenous leukemia, chronic myelogenous leukemia, chronic lymphocytic leukemia mixed lineage leukemia, NUT-midline carcinoma, multiple myeloma, small cell lung cancer, neuroblastoma, Burkitt's lymphoma, cervical cancer, esophageal cancer, ovarian cancer, colorectal cancer, prostate cancer, and breast cancer.

57. The method of any one of claims 53-56 further comprising administering a therapeutically effective amount of a second therapeutic agent useful in the treatment of the disease or condition.

58. The pharmaceutical composition of claim 52 for use in treating cancer, a chronic autoimmune disorder, an inflammatory condition, a proliferative disorder, sepsis, or a viral infection.

59. The pharmaceutical composition of claim 58 for use in treating cancer.

60. The pharmaceutical composition of claim 59, wherein the cancer is selected from any one or more of the cancers of Table 3.

61. The pharmaceutical composition of claim 59, wherein the cancer is selected from the group consisting of acute monocytic leukemia, acute myelogenous

leukemia, chronic myelogenous leukemia, chronic lymphocytic leukemia mixed lineage leukemia, NUT-midline carcinoma, multiple myeloma, small cell lung cancer, neuroblastoma, Burkitt's lymphoma, cervical cancer, esophageal cancer, ovarian cancer, colorectal cancer, prostate cancer, and breast cancer.

62. A compound of any one of claims 1-51, or a pharmaceutically acceptable salt, hydrate, or solvate thereof, for use in treatment of cancer, a chronic autoimmune disorder, an inflammatory condition, a proliferative disorder, sepsis, or a viral infection.

63. The compound of claim 62 for use in treating cancer.

64. The compound of claim 63, wherein the cancer is selected from any one or more of the cancers of Table 3.

65. The compound of claim 63, wherein the cancer is selected from the group consisting of acute monocytic leukemia, acute myelogenous leukemia, chronic myelogenous leukemia, chronic lymphocytic leukemia mixed lineage leukemia, NUT-midline carcinoma, multiple myeloma, small cell lung cancer, neuroblastoma, Burkitt's lymphoma, cervical cancer, esophageal cancer, ovarian cancer, colorectal cancer, prostate cancer, and breast cancer.

66. Use of a compound of any one of claims 1-51, or a pharmaceutically acceptable salt, hydrate, or solvate thereof, for the manufacture of a medicament for treatment of cancer, a chronic autoimmune disorder, an inflammatory condition, a proliferative disorder, sepsis, or a viral infection.

67. The use of claim 66 for treatment of cancer.

68. The use of claim 67, wherein the cancer is selected from any one or more of the cancers of Table 3.

69. The use of claim 67, wherein the cancer is selected from the group consisting of acute monocytic leukemia, acute myelogenous leukemia, chronic

myelogenous leukemia, chronic lymphocytic leukemia mixed lineage leukemia, NUT-midline carcinoma, multiple myeloma, small cell lung cancer, neuroblastoma, Burkitt's lymphoma, cervical cancer, esophageal cancer, ovarian cancer, colorectal cancer, prostate cancer, and breast cancer.

70. A kit comprising the compound of any one of claims 1-51, or a pharmaceutically acceptable salt, hydrate, or solvate thereof, and instructions for administering the compound, or a pharmaceutically acceptable salt, hydrate, or solvate thereof, to a patient having cancer, a chronic autoimmune disorder, an inflammatory condition, a proliferative disorder, sepsis, or a viral infection.

71. The kit of claim 70, wherein the patient has cancer.

72. The kit of claim 71, wherein the cancer is selected from any one or more of the cancers of Table 3.

73. The kit of claim 71, wherein the cancer is selected from the group consisting of acute monocytic leukemia, acute myelogenous leukemia, chronic myelogenous leukemia, chronic lymphocytic leukemia mixed lineage leukemia, NUT-midline carcinoma, multiple myeloma, small cell lung cancer, neuroblastoma, Burkitt's lymphoma, cervical cancer, esophageal cancer, ovarian cancer, colorectal cancer, prostate cancer, and breast cancer.

74. The kit of any one of claims 70-73 further comprising one or more additional therapeutic agents.

75. The method of claim 54, wherein cells of the patient contain a biomarker.

76. The method of claim 75, wherein the biomarker is co-overexpression of MCL-1 and BCL-X_L.

77. A method of reducing BET bromodomain protein within a cell of a patient in need thereof, the method comprising administering to the patient a compound of any one of claims 1-51, or a pharmaceutically acceptable salt, hydrate, or solvate thereof.

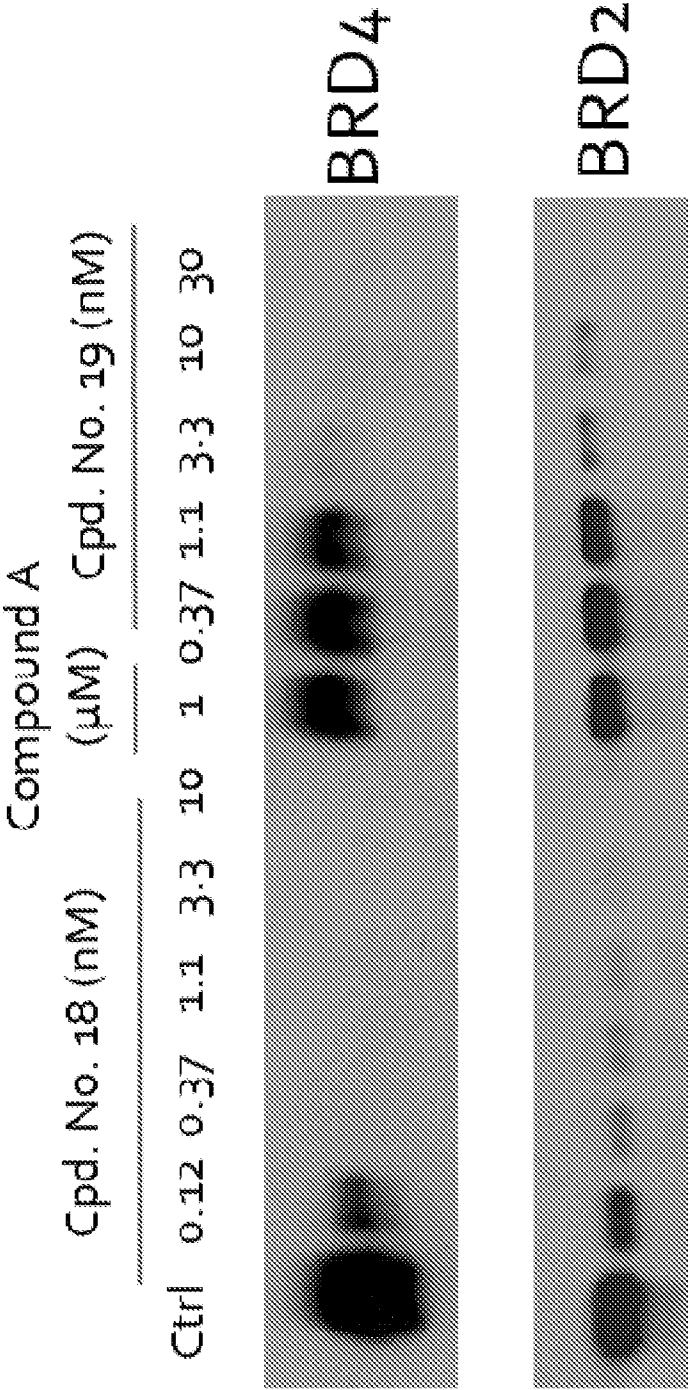


Fig. 1

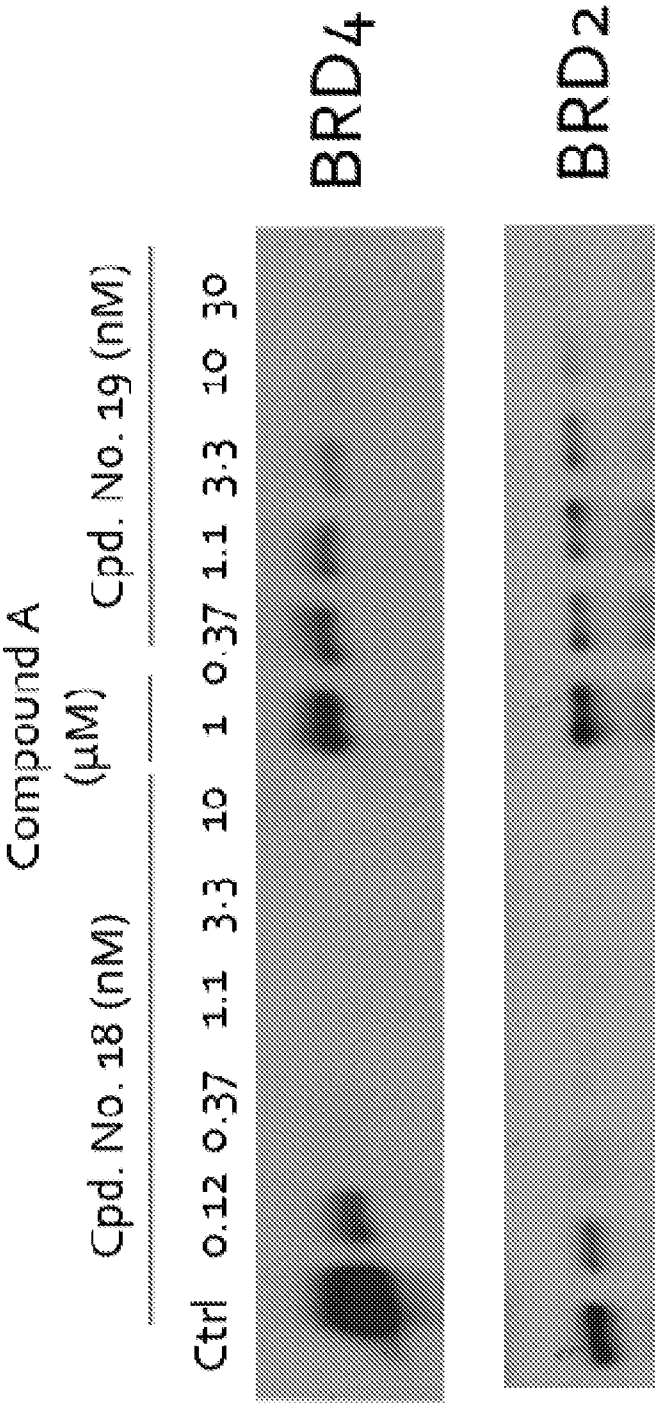


Fig. 2

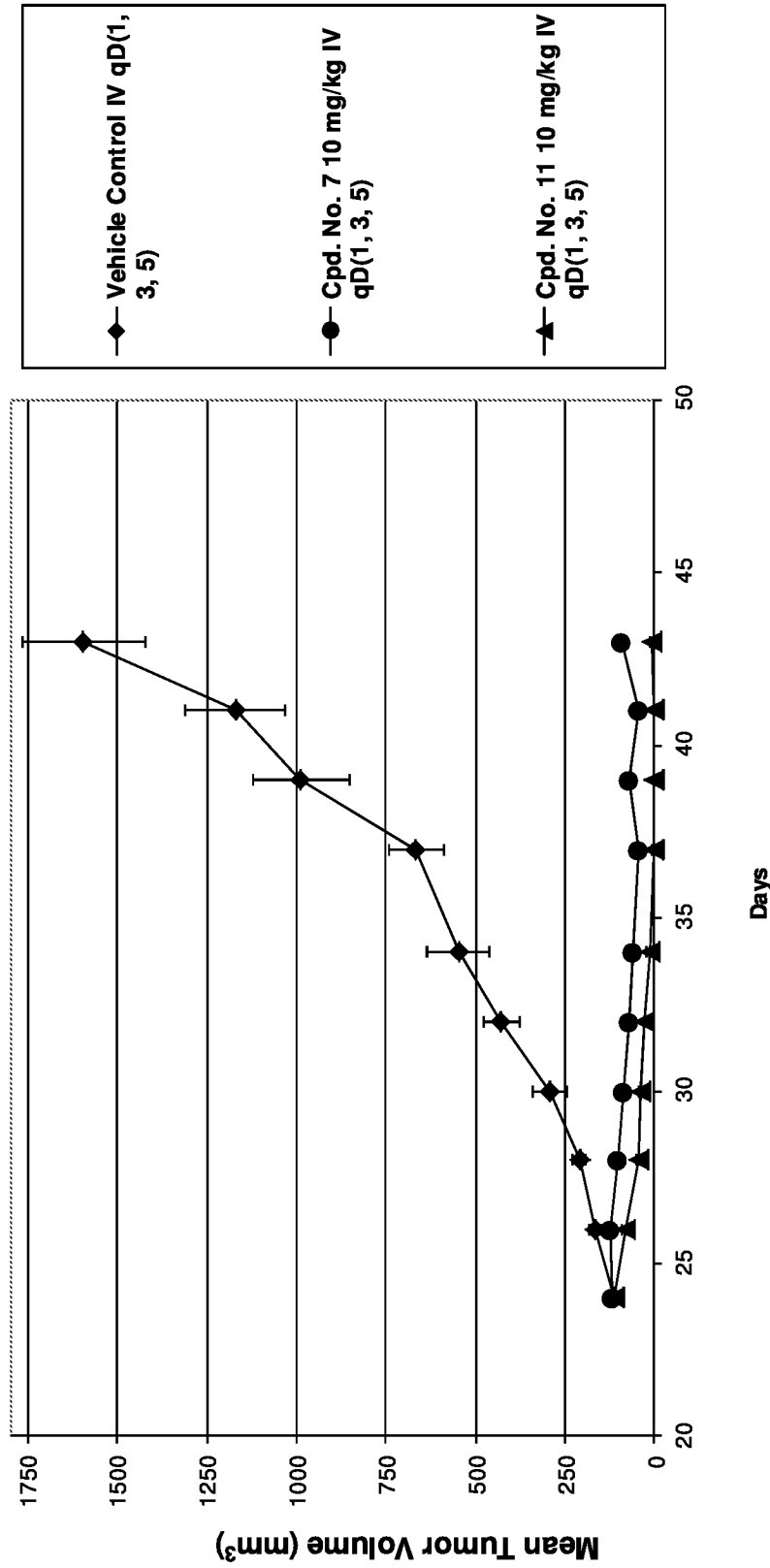


Fig. 3

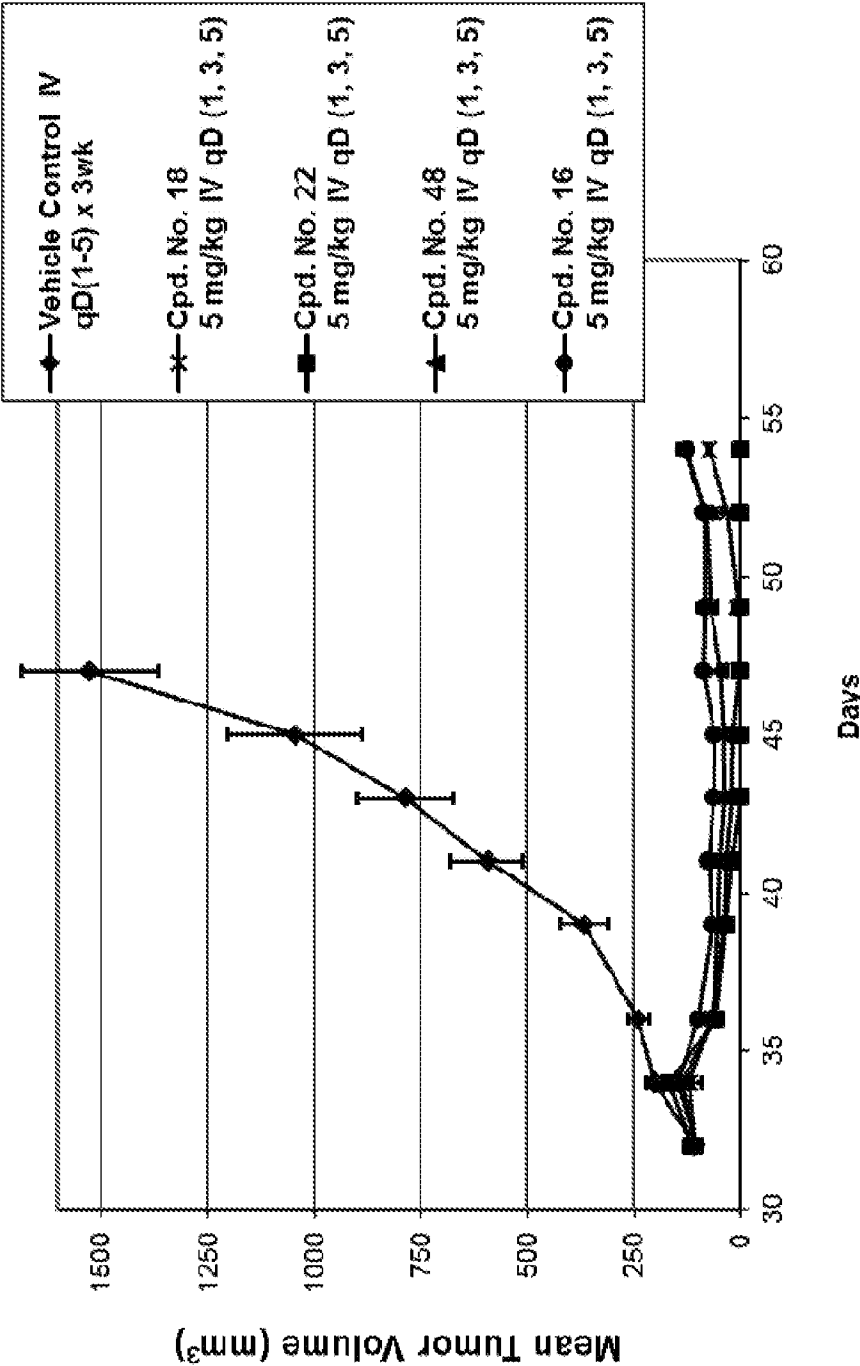


Fig. 4

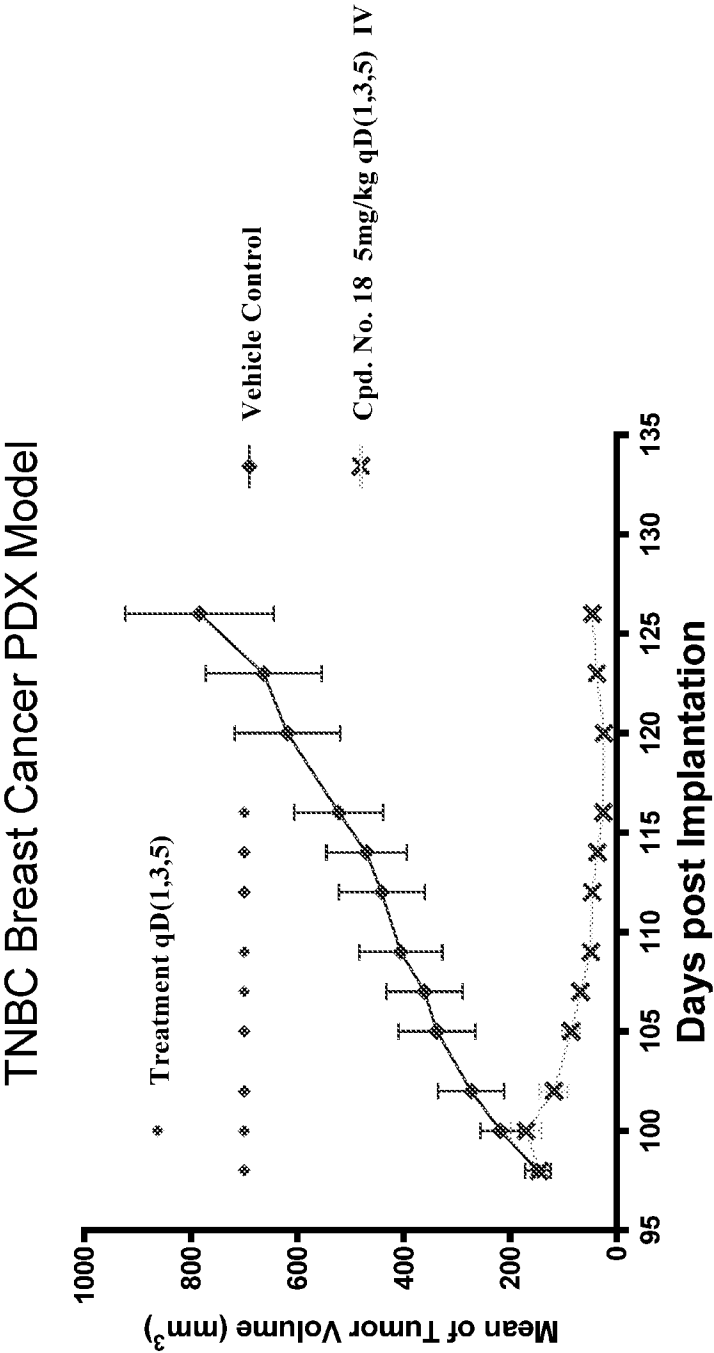


Fig. 5

RS4;11 Tumor Growth

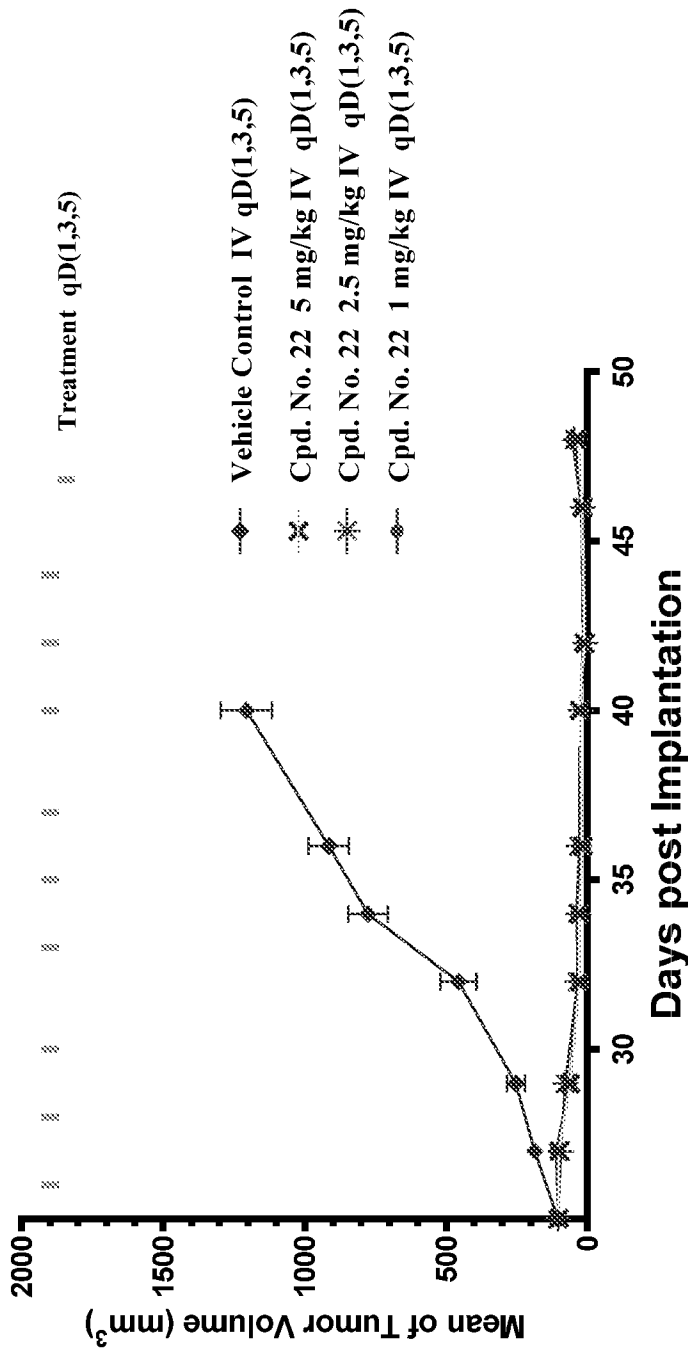


Fig. 6

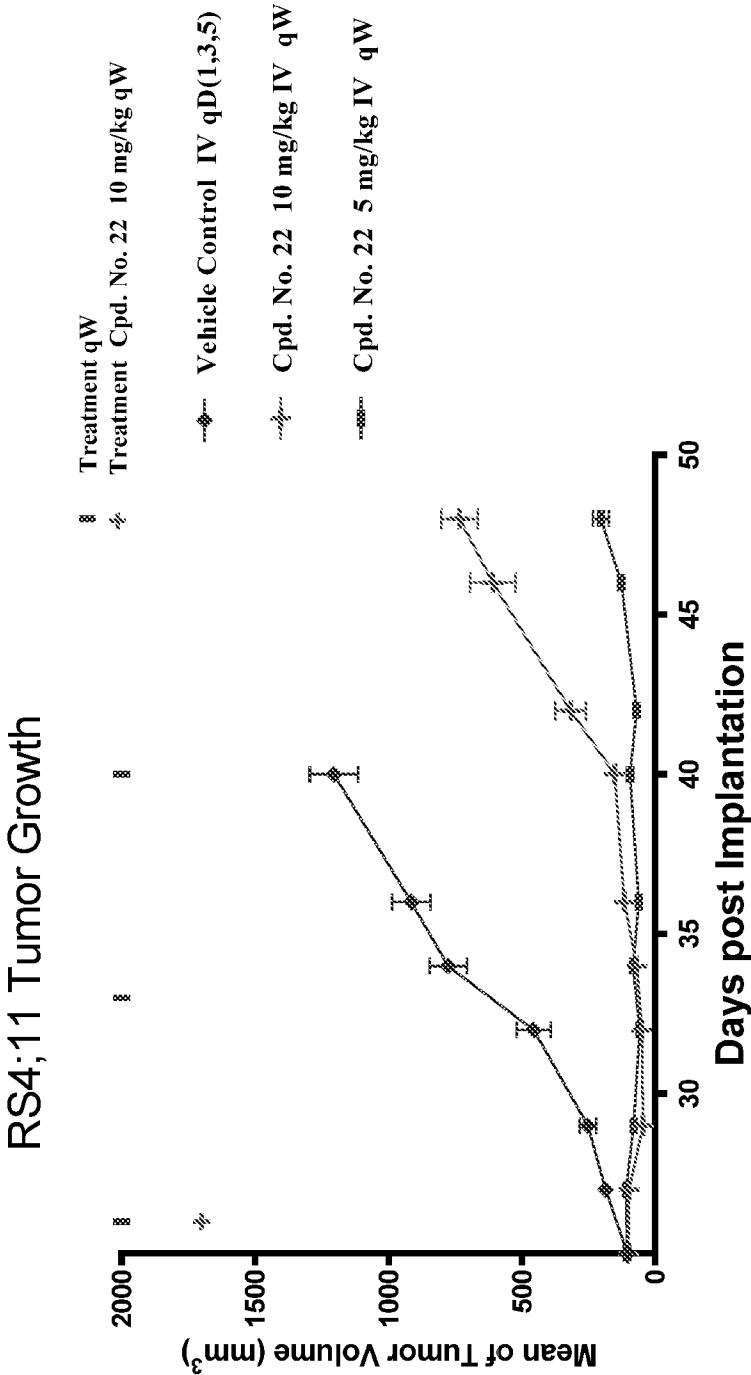


Fig. 7

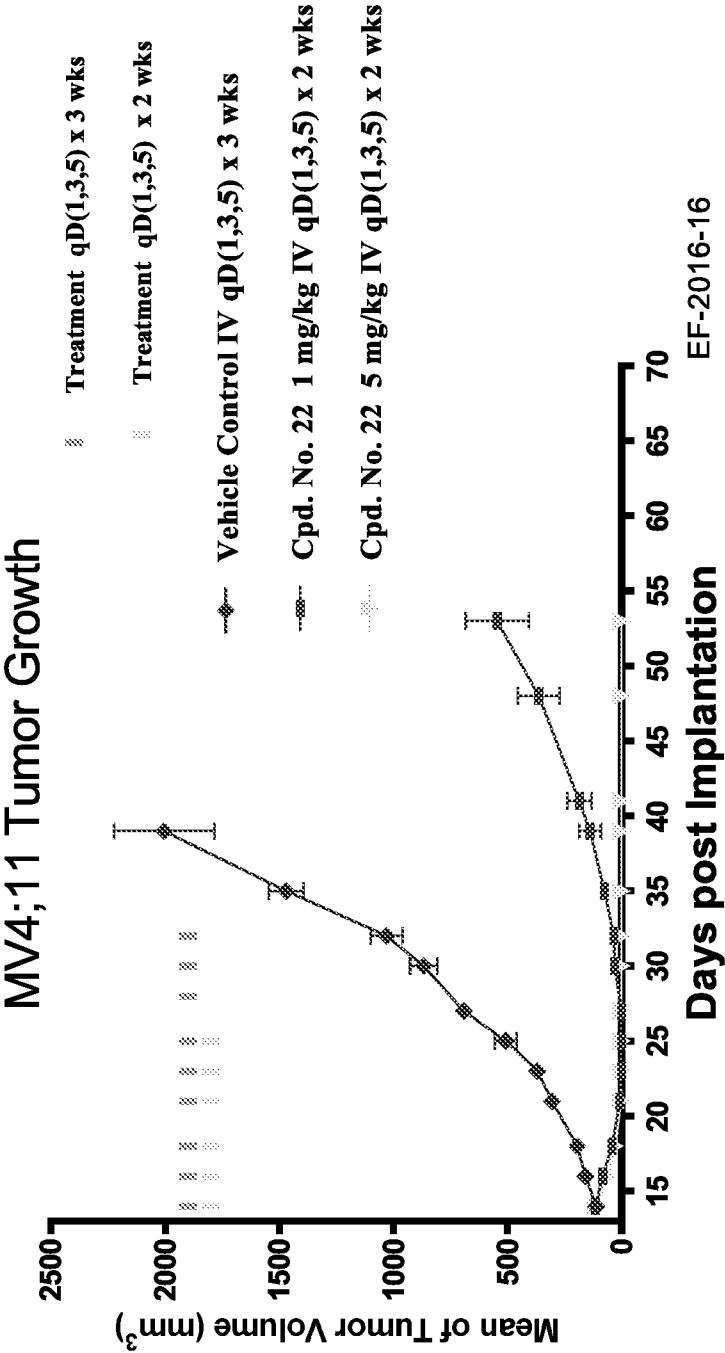


Fig. 8

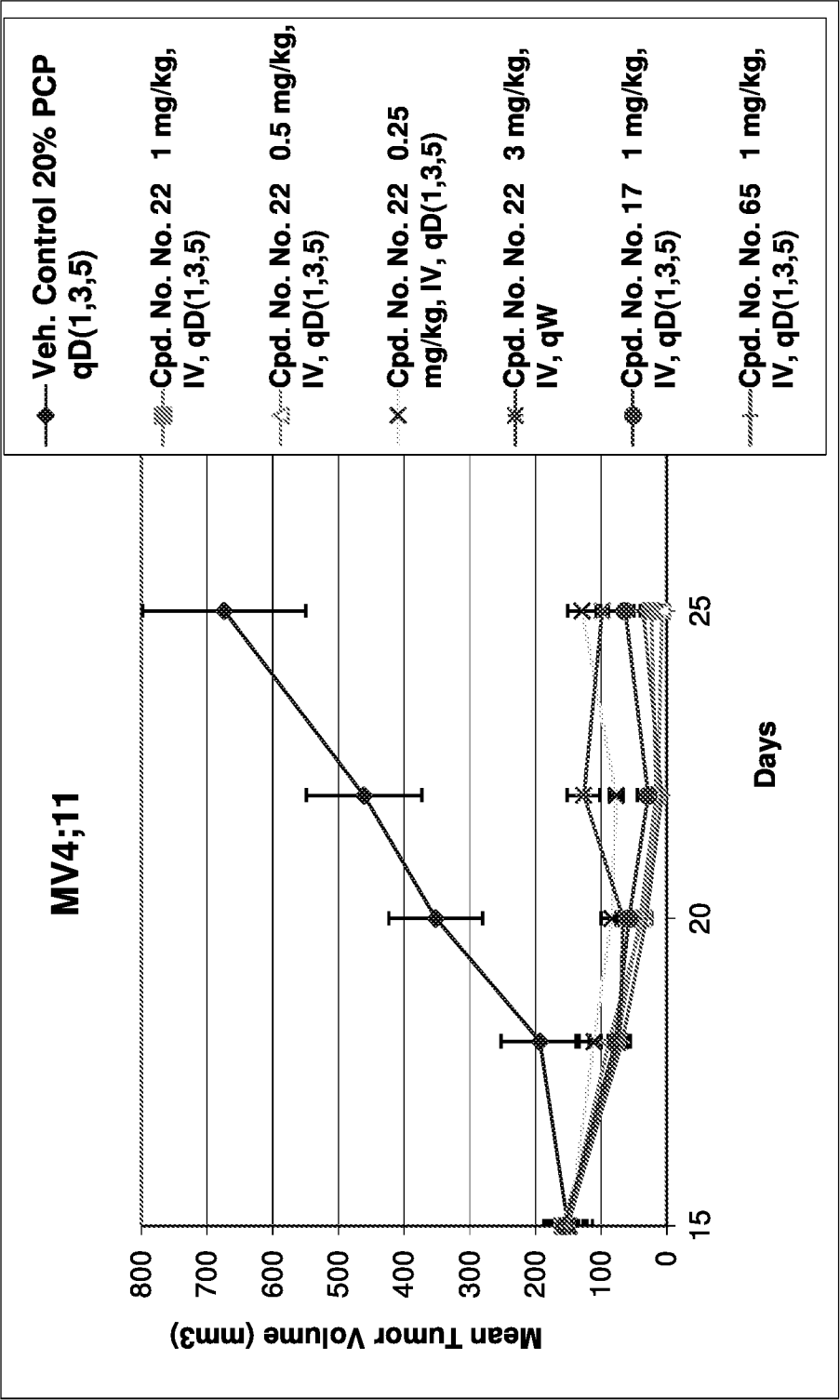


Fig. 9

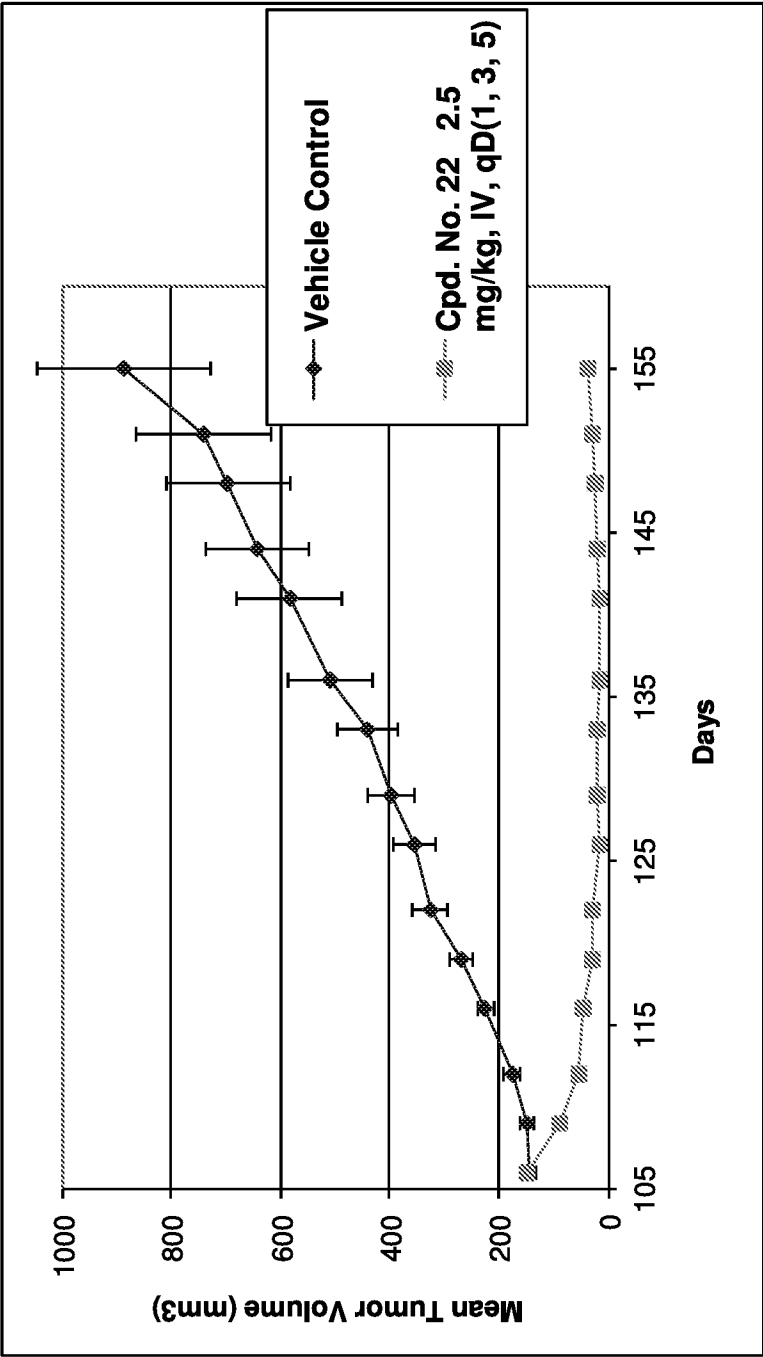


Fig. 10

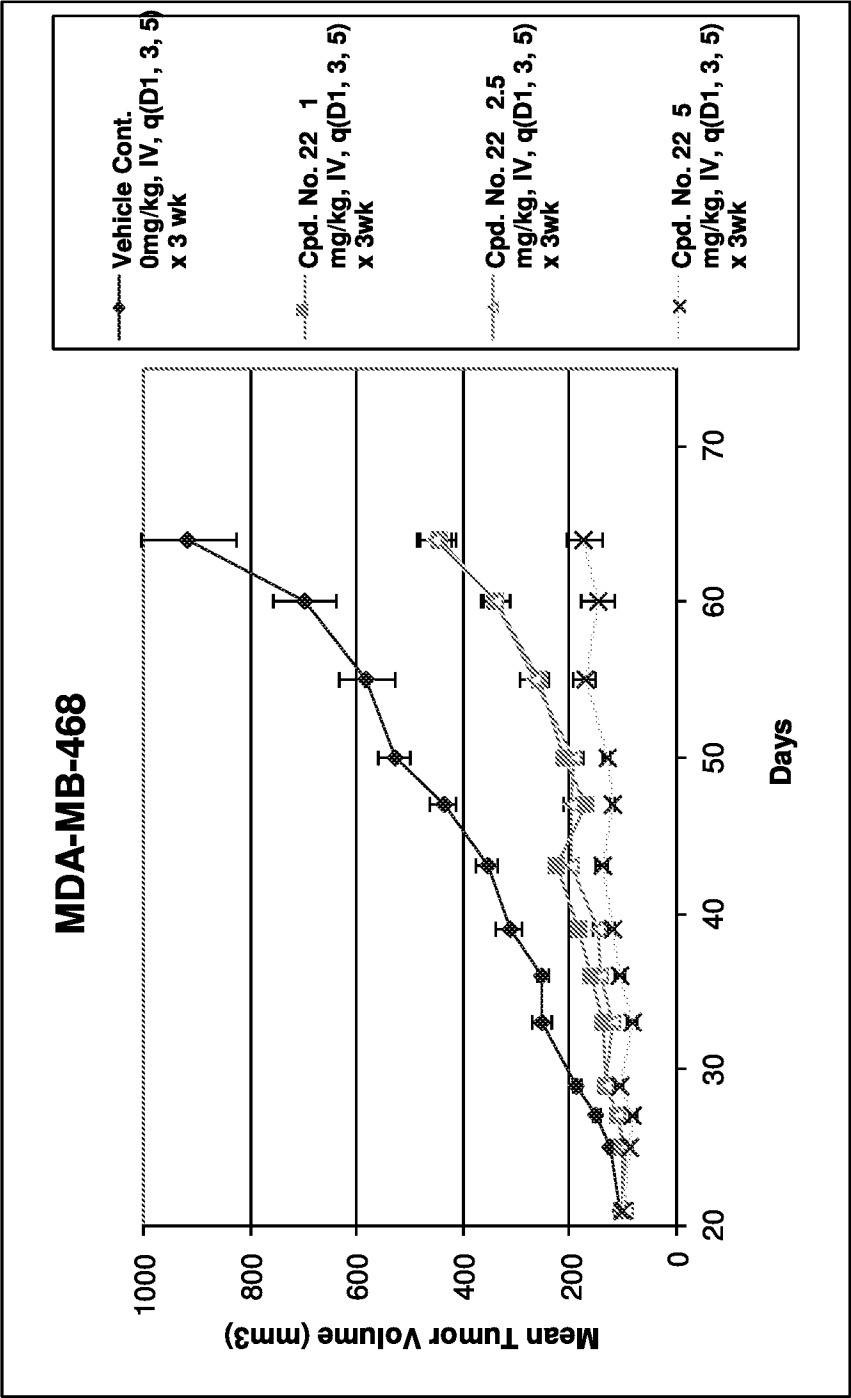


Fig. 11

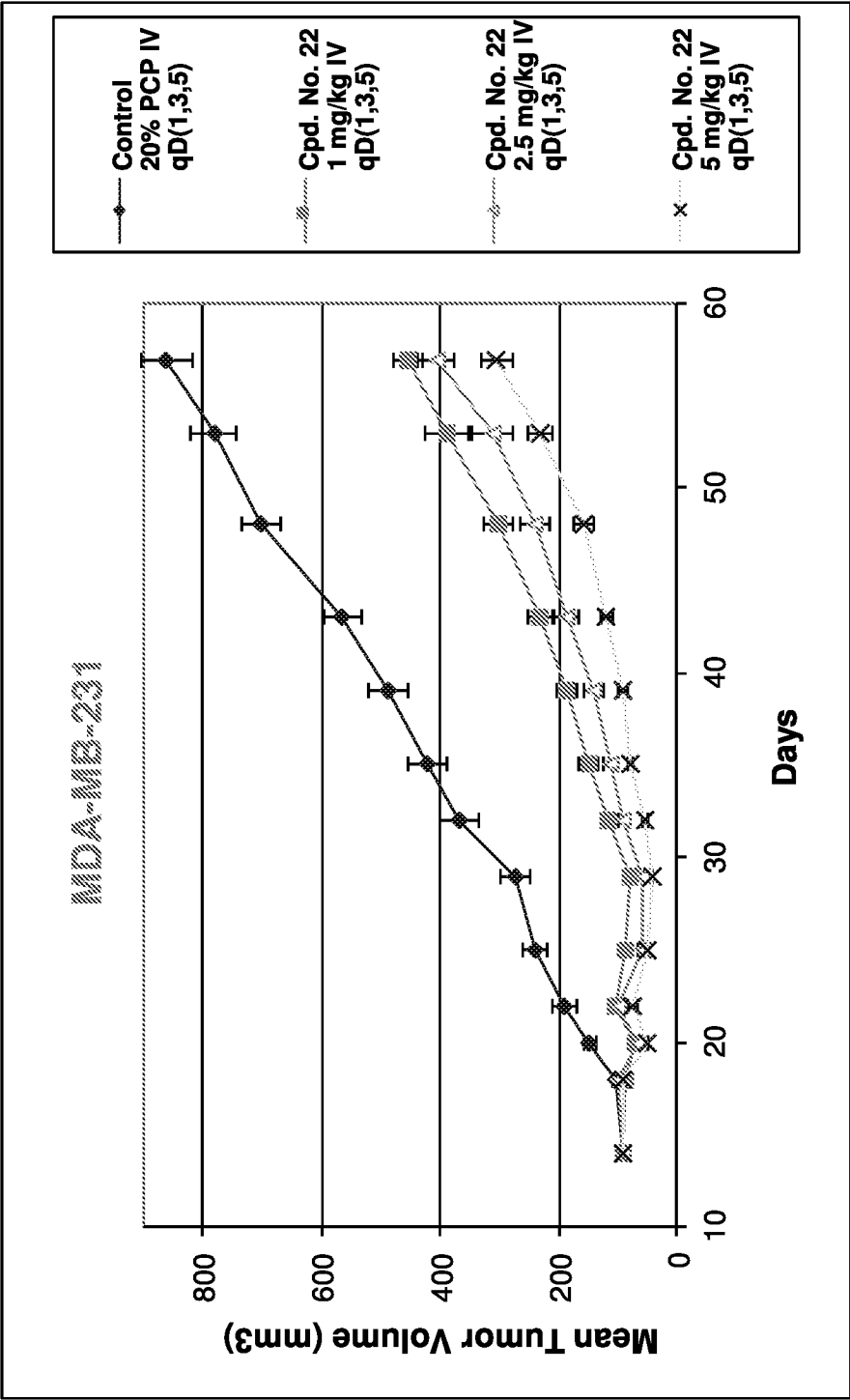


Fig. 12

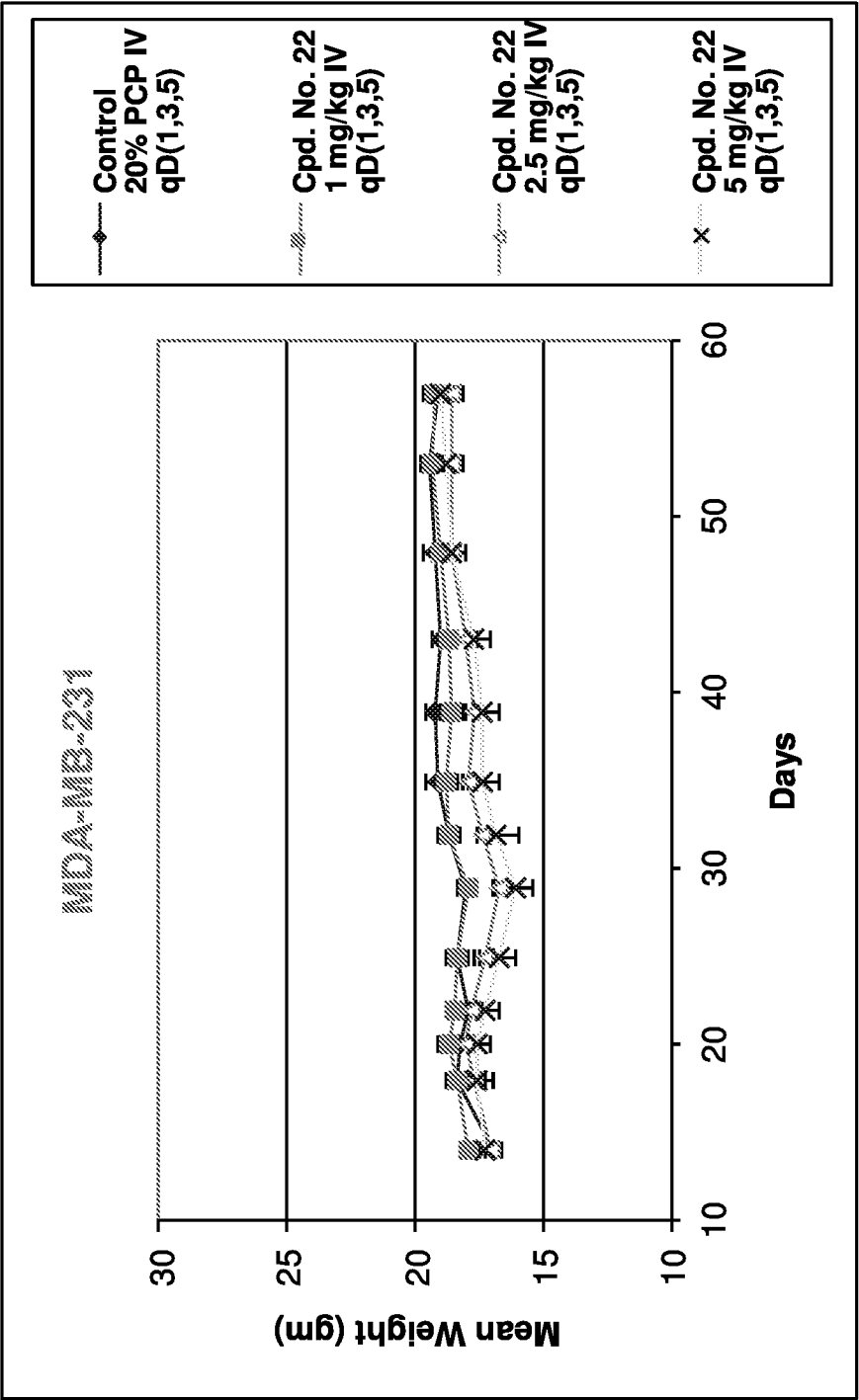


Fig. 13

INTERNATIONAL SEARCH REPORT

International application No
PCT/US2017/051282

A. CLASSIFICATION OF SUBJECT MATTER INV. C07D498/14 A61K31/553 A61P35/00 A61P31/12 A61P37/00 ADD.		
According to International Patent Classification (IPC) or to both national classification and IPC		
B. FIELDS SEARCHED Minimum documentation searched (classification system followed by classification symbols) C07D		
Documentation searched other than minimum documentation to the extent that such documents are included in the fields searched		
Electronic data base consulted during the international search (name of data base and, where practicable, search terms used) EPO-Internal, WPI Data		
C. DOCUMENTS CONSIDERED TO BE RELEVANT		
Category*	Citation of document, with indication, where appropriate, of the relevant passages	Relevant to claim No.
X A A	US 2016/058872 A1 (CREW ANDREW P [US] ET AL) 3 March 2016 (2016-03-03) claims 1, 6, 18, 21 table 1; compounds 14-16, 23-39, 41-60 ----- WO 2012/151512 A2 (CONSTELLATION PHARMACEUTICALS INC [US]; ALBRECHT BRIAN K [US]; GEHLING) 8 November 2012 (2012-11-08) paragraph [0001]; claims 1, 22 ----- <div style="text-align: center;">-/-</div>	1-49, 52-77 50,51 1-77
<div style="display: flex; justify-content: space-between;"> <input checked="" type="checkbox"/> Further documents are listed in the continuation of Box C. <input checked="" type="checkbox"/> See patent family annex. </div>		
* Special categories of cited documents : <div style="display: flex; justify-content: space-between;"> <div style="width: 48%;"> <p>"A" document defining the general state of the art which is not considered to be of particular relevance</p> <p>"E" earlier application or patent but published on or after the international filing date</p> <p>"L" document which may throw doubts on priority claim(s) or which is cited to establish the publication date of another citation or other special reason (as specified)</p> <p>"O" document referring to an oral disclosure, use, exhibition or other means</p> <p>"P" document published prior to the international filing date but later than the priority date claimed</p> </div> <div style="width: 48%;"> <p>"T" later document published after the international filing date or priority date and not in conflict with the application but cited to understand the principle or theory underlying the invention</p> <p>"X" document of particular relevance; the claimed invention cannot be considered novel or cannot be considered to involve an inventive step when the document is taken alone</p> <p>"Y" document of particular relevance; the claimed invention cannot be considered to involve an inventive step when the document is combined with one or more other such documents, such combination being obvious to a person skilled in the art</p> <p>"&" document member of the same patent family</p> </div> </div>		
Date of the actual completion of the international search	Date of mailing of the international search report	
18 October 2017	26/10/2017	
Name and mailing address of the ISA/ European Patent Office, P.B. 5818 Patentlaan 2 NL - 2280 HV Rijswijk Tel. (+31-70) 340-2040, Fax: (+31-70) 340-3016	Authorized officer Miniejew, Catherine	

INTERNATIONAL SEARCH REPORT

International application No
PCT/US2017/051282

C(Continuation). DOCUMENTS CONSIDERED TO BE RELEVANT		
Category*	Citation of document, with indication, where appropriate, of the relevant passages	Relevant to claim No.
A	WALSER A ET AL: "TRIAZOLOBENZO- AND TRIAZOLOTHIENODIAZEPINES AS POTENT ANTAGONISTS OF PLATELET ACTIVATING FACTOR", JOURNAL OF MEDICINAL CHEMISTRY, AMERICAN CHEMICAL SOCIETY, vol. 34, no. 3, 1991, pages 1209-1221, XP000942214, ISSN: 0022-2623, DOI: 10.1021/JM00107A048 compounds -----	1-77
X,P	WO 2017/142881 A1 (UNIV MICHIGAN REGENTS [US]) 24 August 2017 (2017-08-24) paragraph [0001]; claims 1, 52 -----	1-77

INTERNATIONAL SEARCH REPORT

Information on patent family members

International application No

PCT/US2017/051282

Patent document cited in search report	Publication date	Patent family member(s)	Publication date
US 2016058872	A1	03-03-2016	NONE

WO 2012151512	A2	08-11-2012	EP 2705039 A2 12-03-2014
			US 2014135316 A1 15-05-2014
			WO 2012151512 A2 08-11-2012

WO 2017142881	A1	24-08-2017	NONE
