



- (51) **International Patent Classification:**  
A61K 39/00 (2006.01) A61K 39/39 (2006.01)
- (21) **International Application Number:**  
PCT/EP2016/001004
- (22) **International Filing Date:**  
16 June 2016 (16.06.2016)
- (25) **Filing Language:** English
- (26) **Publication Language:** English
- (30) **Priority Data:**  
15001803.4 18 June 2015 (18.06.2015) EP
- (71) **Applicant:** VAXIMM AG [CH/CH]; Elisabethenstr   3,  
CH-4051 Basel (CH).
- (72) **Inventor:** LUBENAU, Heinz; An der Eselshaut 12, 67435  
Neustadt an der Weinstrasse (DE).
- (74) **Agent:** RICKER, Mathias; WALLINGER RICKER  
SCHLOTTER TOSTMANN, PARTNERSCHAFT mbB,  
Zweibr  ckenstrasse 5-7, 80331 M  nchen (DE).
- (81) **Designated States** (unless otherwise indicated, for every  
kind of national protection available): AE, AG, AL, AM,

AO, AT, AU, AZ, BA, BB, BG, BH, BN, BR, BW, BY,  
BZ, CA, CH, CL, CN, CO, CR, CU, CZ, DE, DK, DM,  
DO, DZ, EC, EE, EG, ES, FI, GB, GD, GE, GH, GM, GT,  
HN, HR, HU, ID, IL, IN, IR, IS, JP, KE, KG, KN, KP, KR,  
KZ, LA, LC, LK, LR, LS, LU, LY, MA, MD, ME, MG,  
MK, MN, MW, MX, MY, MZ, NA, NG, NI, NO, NZ, OM,  
PA, PE, PG, PH, PL, PT, QA, RO, RS, RU, RW, SA, SC,  
SD, SE, SG, SK, SL, SM, ST, SV, SY, TH, TJ, TM, TN,  
TR, TT, TZ, UA, UG, US, UZ, VC, VN, ZA, ZM, ZW.

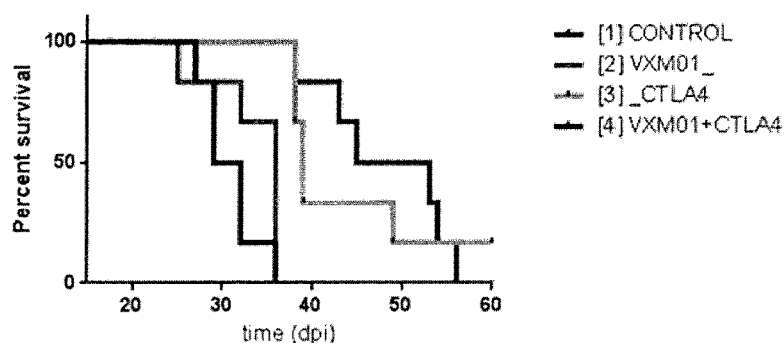
- (84) **Designated States** (unless otherwise indicated, for every  
kind of regional protection available): ARIPO (BW, GH,  
GM, KE, LR, LS, MW, MZ, NA, RW, SD, SL, ST, SZ,  
TZ, UG, ZM, ZW), Eurasian (AM, AZ, BY, KG, KZ, RU,  
TJ, TM), European (AL, AT, BE, BG, CH, CY, CZ, DE,  
DK, EE, ES, FI, FR, GB, GR, HR, HU, IE, IS, IT, LT, LU,  
LV, MC, MK, MT, NL, NO, PL, PT, RO, RS, SE, SI, SK,  
SM, TR), OAPI (BF, BJ, CF, CG, CI, CM, GA, GN, GQ,  
GW, KM, ML, MR, NE, SN, TD, TG).

**Published:**

- with international search report (Art. 21(3))
- with sequence listing part of description (Rule 5.2(a))

(54) **Title:** VEGFR-2 TARGETING DNA VACCINE FOR COMBINATION THERAPY

Figure 24



(57) **Abstract:** The present invention relates to an attenuated strain of *Salmonella* comprising at least one copy of a DNA molecule comprising an expression cassette encoding a VEGF receptor protein, for use in the treatment of cancer, wherein the treatment further comprises the administration of at least one further anti-cancer agent. The present invention further relates to a pharmaceutical composition comprising an attenuated strain of *Salmonella* comprising at least one copy of a DNA molecule comprising an expression cassette encoding a VEGF receptor protein, wherein the pharmaceutical composition further comprises at least one further attenuated strain of *Salmonella* comprising at least one copy of a further DNA molecule comprising a further expression cassette encoding a tumor antigen or a tumor stroma antigen.

## **VEGFR-2 TARGETING DNA VACCINE FOR COMBINATION THERAPY**

### **FIELD OF THE INVENTION**

[0001] The present invention relates to an attenuated strain of *Salmonella* comprising at least one copy of a DNA molecule comprising an expression cassette encoding a VEGF receptor protein, for use in the treatment of cancer, wherein the treatment further comprises the administration of at least one further anti-cancer agent. The present invention further relates to a pharmaceutical composition comprising an attenuated strain of *Salmonella* comprising at least one copy of a DNA molecule comprising an expression cassette encoding a VEGF receptor protein, wherein the pharmaceutical composition further comprises at least one further attenuated strain of *Salmonella* comprising at least one copy of a further DNA molecule comprising a further expression cassette encoding a tumor antigen or a tumor stroma antigen.

### **BACKGROUND OF THE INVENTION**

[0002] The finding that tumors can be immunogenic has led to the development of a number of cancer immunotherapies designed to employ the immune system to selectively eliminate malignant cells while sparing normal tissue. However, survival benefits from vaccination against tumor antigens alone remain modest. Anti-cancer vaccines face numerous challenges, one of them being the immunosuppressive microenvironment. The abnormal tumor vasculature creates a hypoxic microenvironment that polarizes inflammatory cells toward immune suppression. Moreover, tumors systemically alter immune cells' proliferation, differentiation, and function via secretion of growth factors and cytokines.

[0003] For cure of cancer, complete eradication of cancer stem cells is of crucial importance. The numerous immune escape mechanisms of human tumors remain a

major challenge in cancer immunotherapy. Thus, there exists a great need for improved cancer therapy approaches, which has not been met so far.

[0004] WO 2014/005683 discloses an attenuated mutant strain of Salmonella comprising a recombinant DNA molecule encoding a VEGF receptor protein for use in cancer immunotherapy, particularly for use in the treatment of pancreatic cancer.

[0005] WO 2014/173542 discloses an attenuated strain of Salmonella comprising a recombinant DNA molecule encoding Wilms' Tumor Protein (WT1) for use in cancer immunotherapy.

[0006] WO 2013/09189 discloses a method for growing attenuated mutant Salmonella typhi strains lacking galactose epimerase activity and harboring a recombinant DNA molecule.

### **OBJECTS OF THE INVENTION**

[0007] In view of the prior art, it is an object of the present invention to provide novel cancer therapies. Such novel therapies would offer major advantages for improving the treatment options for cancer patients.

### **SUMMARY OF THE INVENTION**

[0008] In one aspect the present invention relates to an attenuated strain of *Salmonella* comprising at least one copy of a DNA molecule comprising an expression cassette encoding a VEGF receptor protein, for use in the treatment of cancer, wherein the treatment further comprises the administration of a further anti-cancer agent.

[0009] The attenuated strain of *Salmonella* encoding a VEGF receptor protein was surprisingly found to strongly increase the efficacy of cancer therapies which are based on the employment of the patient's immune system, such as treatment with cancer vaccines encoding tumor antigens or tumor stroma antigens, treatment with engineered T-cells that are designed to target tumor cells, treatment with bispecific antibodies designed to mediate the attachment of immune cells to tumor cells, and treatment with checkpoint inhibitors which aim at preventing the tumor induced inhibition of T-cell proliferation.

[0010] Surprisingly, it was observed that the administration of the attenuated strain of *Salmonella* encoding a VEGF receptor protein leads to a significantly increased infiltration of the tumor by CD8<sup>+</sup> and CD4<sup>+</sup> T-cells. Furthermore, the administration of the attenuated strain of *Salmonella* encoding a VEGF receptor protein may lead to an increase in the number of activated CD8<sup>+</sup> and CD4<sup>+</sup> T-cells and/or to a reduction in the number of immunosuppressive lymphoid cells such as Treg cells. Without wishing to be bound by theory, it is believed that the administration of the attenuated strain of *Salmonella* encoding a VEGF receptor protein improves the efficacy of cancer immunotherapies by enhancing the engagement of T-cells in the eradication of the tumor. The combination of the attenuated strain of *Salmonella* encoding a VEGF receptor protein with other anti-cancer agents, such as engineered T-cells, checkpoint inhibitors, bispecific antibodies and DNA vaccines encoding tumor antigens or tumor

stroma antigens was shown to have synergistic effects on tumor specific T-cell responses and overall survival.

[0011] In particular embodiments, the treatment further comprises the administration of at least one DNA vaccine encoding a tumor antigen or a tumor stroma antigen, of at least one checkpoint inhibitor, of at least one engineered T-cell, of at least one bispecific antibody exhibiting binding specificity for one T-cell surface protein and for a tumor antigen or a tumor stroma antigen, or of any combination thereof.

[0012] In particular embodiments, the at least one DNA vaccine encoding a tumor antigen or a tumor stroma antigen is selected from at least one further attenuated strain of *Salmonella* comprising at least one copy of a further DNA molecule comprising a further expression cassette encoding a tumor antigen or a tumor stroma antigen.

[0013] In particular embodiments the at least one checkpoint inhibitor is selected from an antibody against PD-1, PD-L1 and CTLA4.

[0014] In particular embodiments, the attenuated strain of *Salmonella* and the at least one further attenuated strain of *Salmonella* are of the species *Salmonella enterica*.

[0015] In particular embodiments, the attenuated strain of *Salmonella* and the at least one further attenuated strain of *Salmonella* are *Salmonella typhi* Ty21a.

[0016] In particular embodiments, the expression cassette and the further expression cassette are a eukaryotic expression cassette, particularly comprising a CMV promoter.

[0017] In particular embodiments, the VEGF receptor protein is selected from the group consisting of human VEGFR-2 having the amino acid sequence as found in SEQ ID NO 1 and a protein that shares at least about 80% sequence identity therewith.

[0018] In particular embodiments, human VEGFR-2 has the amino acid sequence as found in SEQ ID NO 1.

[0019] In particular embodiments, the DNA molecule and the further DNA molecule comprise the kanamycin antibiotic resistance gene, the pMB1 ori, and a CMV promoter.

[0020] In particular embodiments, the DNA molecule and the further DNA molecule comprise the DNA sequence as found in SEQ ID NO 2.

[0021] In particular embodiments, the tumor antigen encoded by said further attenuated strain of Salmonella is selected from the group consisting of human Wilms' Tumor Protein (WT1) having the amino acid sequence as found in SEQ ID NO 3 and a protein that shares at least about 80% sequence identity therewith, human Mesothelin (MSLN) having the amino acid sequence as found in SEQ ID NO 4 and a protein that shares at least about 80% sequence identity therewith, human CEA having the amino acid sequence as found in SEQ ID NO 5 and a protein that shares at least about 80% sequence identity therewith, CMV pp65 having the amino acid sequence as found in SEQ ID NO 6 and a protein that shares at least about 80% sequence identity therewith, CMV pp65 having the amino acid sequence as found in SEQ ID NO 7 and a protein that shares at least about 80% sequence identity therewith and CMV pp65 having the amino acid sequence as found in SEQ ID NO 8 and a protein that shares at least about 80% sequence identity therewith, and the tumor stroma antigen encoded by said further attenuated strain of Salmonella is selected from the group consisting of human fibroblast activation protein (FAP).

[0022] In particular embodiments, human Wilms' Tumor Protein (WT1) has the amino acid sequence as found in SEQ ID NO 3, human Mesothelin (MSLN) has the amino acid sequence as found in SEQ ID NO 4, human CEA has the amino acid sequence as found

in SEQ ID NO 5, and CMV pp65 has the amino acid sequence as found in SEQ ID NO 6, SEQ ID NO 7 or SEQ ID NO 8.

[0023] In particular embodiments, the attenuated strain of *Salmonella* is administered simultaneously with or prior to said further anti-cancer agent, i.e. simultaneously with or prior to said at least one DNA vaccine encoding a tumor antigen or a tumor stroma antigen, said at least one checkpoint inhibitor, said at least one engineered T-cell and/or said at least one bispecific antibody.

[0024] In particular embodiments, the treatment is accompanied by chemotherapy, radiotherapy or biological cancer therapy. Particularly, the attenuated strain of *Salmonella* is administered before or during the chemotherapy or the radiotherapy treatment cycle or the biological cancer therapy. In other particular embodiments, the attenuated strain of *Salmonella* is administered before and during the chemotherapy or the radiotherapy treatment cycle or the biological cancer therapy.

[0025] In particular embodiments, the attenuated strain of *Salmonella* and the at least one further attenuated strain of *Salmonella* are administered orally.

[0026] In particular embodiments, the cancer is selected from colorectal cancer, pancreatic cancer, lung cancer, ovarian cancer, mesothelioma, acute myeloid leukemia, chronic myeloid leukemia, glioblastoma, gastric cancer, hepatocellular cancer, renal cell cancer, prostate cancer, and cervical cancer.

[0027] In particular embodiments, the single dose of the attenuated strain of *Salmonella* and the at least one further attenuated strain of *Salmonella* comprises from about  $10^5$  to about  $10^{11}$ , particularly from about  $10^6$  to about  $10^{10}$ , more particularly from about  $10^6$  to about  $10^9$ , more particularly from about  $10^6$  to about  $10^8$ , most particularly from about  $10^6$  to about  $10^7$  colony forming units (CFU).

[0028] In particular embodiments, the treatment is individualized cancer immunotherapy comprising the step of assessing the expression pattern of and/or the pre-immune response against said tumor antigen in a patient.

[0029] In a further aspect, the present invention relates to a pharmaceutical composition comprising an attenuated strain of Salmonella comprising at least one copy of a DNA molecule comprising an expression cassette encoding a VEGF receptor protein, wherein the pharmaceutical composition further comprises at least one further attenuated strain of Salmonella comprising at least one copy of a further DNA molecule comprising a further expression cassette encoding a tumor antigen or a tumor stroma antigen.

[0030] In particular embodiments, the attenuated strain of Salmonella and the at least one further attenuated strain of Salmonella is Salmonella typhi Ty21a.

[0031] In particular embodiments, the expression cassette and the further expression cassette are a eukaryotic expression cassette, particularly comprising a CMV promoter.

[0032] In particular embodiments, the VEGF receptor protein is selected from the group consisting of human VEGFR-2 having the amino acid sequence as found in SEQ ID NO 1 and a protein that shares at least about 80% sequence identity therewith.

[0033] In particular embodiments, human VEGFR-2 has the amino acid sequence as found in SEQ ID NO 1.

[0034] In particular embodiments, the pharmaceutical composition is for use as a medicament, particularly for use in the treatment of cancer.



### **DETAILED DESCRIPTION OF THE INVENTION**

[0035] The present invention may be understood more readily by reference to the following detailed description of the invention and the examples included therein.

[0036] In one aspect the present invention relates to an attenuated strain of *Salmonella* comprising at least one copy of a DNA molecule comprising an expression cassette encoding a VEGF receptor protein, for use in the treatment of cancer, wherein the treatment further comprises the administration of a further anti-cancer agent.

[0037] VEGF receptor proteins are endothelial cell-specific receptor-tyrosine kinases that can be bound by the ligand vascular endothelial growth factor (VEGF) which causes them to dimerize and become activated through transphosphorylation. The VEGF family of growth factors (Kd 75-760 pM) encompasses 6 family members, VEGF-A (also known as VEGF) through E and PLGF (placental growth factor, also known as PGF or PIGF-2). VEGF growth factors regulate growth and differentiation of multiple components of the vascular system, especially blood and lymph vessels. There are three main subtypes of VEGFR, VEGFR-1 (or FLT1), VEGFR-2 (or KDR, FLK1) and VEGFR-3 (or FLT4). Membrane-bound VEGF receptors have an extracellular portion consisting of 7 immunoglobulin-like domains, a single transmembrane spanning region and an intracellular portion containing a split tyrosine-kinase domain. VEGFR transcripts give also rise to alternative splice variants that encode soluble VEGF receptor proteins.

[0038] According to the invention, the attenuated *Salmonella* strain functions as the bacterial carrier of the recombinant DNA molecule comprising an expression cassette encoding a VEGF receptor protein for the delivery of said recombinant DNA molecule into a target cell. Such a delivery vector comprising a DNA molecule encoding a heterologous antigen, such as a VEGF receptor protein – a tumor stroma antigen, is termed DNA vaccine.

[0039] In the context of the present invention, the term “vaccine” refers to an agent which is able to induce an immune response in a subject upon administration. A vaccine can preferably prevent, ameliorate or treat a disease.

[0040] The live attenuated *Salmonella* strain according to the present invention stably carries a recombinant DNA molecule encoding a VEGF receptor protein. It can be used as a vehicle for the oral delivery of this recombinant DNA molecule.

[0041] Genetic immunization might be advantageous over conventional vaccination. The target DNA can be detected for a considerable period of time thus acting as a depot of the antigen. Sequence motifs in some plasmids, like GpC islands, are immunostimulatory and can function as adjuvants furthered by the immunostimulation due to LPS and other bacterial components.

[0042] Live attenuated *Salmonella* vectors produce their own immunomodulatory factors such as lipopolysaccharides (LPS) *in situ* which may constitute an advantage over other forms of administration such as microencapsulation. Moreover, the mucosal vaccine according to the present invention has an intra-lymphatic mode of action, which proves to be of benefit. After ingestion of the attenuated vaccine according to the present invention, macrophages and other cells in Peyer’s patches of the gut are invaded by the modified bacteria. The bacteria are taken up by these phagocytic cells. Due to their attenuating mutations, bacteria of the *S. typhi* Ty21 strain are not able to persist in these phagocytic cells but die at this time point. The recombinant DNA molecules are released and subsequently transferred into the cytosol of the phagocytic immune cells, either via a specific transport system or by endosomal leakage. Finally, the recombinant DNA molecules enter the nucleus, where they are transcribed, leading to massive VEGF receptor protein expression in the cytosol of the phagocytic cells. The infected cells undergo apoptosis, loaded with the VEGF receptor antigen, and are taken up and

processed by the gut's immune system. The danger signals of the bacterial infection serve as a strong adjuvant in this process, leading to a strong target antigen specific CD8+T-cell and antibody response at the level of both systemic and mucosal compartments. The immune response peaks around ten days after vaccination. The lack of anti-carrier response allows boosting with the same vaccine over many times.

[0043] In the context of the present invention, the term "attenuated" refers to a bacterial strain of reduced virulence compared to the parental bacterial strain, not harboring the attenuating mutation. Attenuated bacterial strains have preferably lost their virulence but retained their ability to induce protective immunity. Attenuation can be accomplished by deletion of various genes, including virulence, regulatory, and metabolic genes. Attenuated bacteria may be found naturally or they may be produced artificially in the laboratory, for example by adaptation to a new medium or cell culture or they may be produced by recombinant DNA technology. Administration of about  $10^{11}$  CFU of the attenuated strain of Salmonella according to the present invention preferably causes Salmonellosis in less than 5%, more preferably less than 1%, most preferably less than 1‰ of subjects.

[0044] In the context of the present invention, the term "comprises" or "comprising" means "including, but not limited to". The term is intended to be open-ended, to specify the presence of any stated features, elements, integers, steps or components, but not to preclude the presence or addition of one or more other features, elements, integers, steps, components or groups thereof. The term "comprising" thus includes the more restrictive terms "consisting of" and "essentially consisting of". In one embodiment the term "comprising" as used throughout the application and in particular within the claims may be replaced by the term "consisting of".

[0045] The DNA molecule comprising an expression cassette encoding a VEGF receptor protein is suitably a recombinant DNA molecule, i.e. an engineered DNA construct,

preferably composed of DNA pieces of different origin. The DNA molecule can be a linear nucleic acid, or preferably, a circular DNA plasmid generated by introducing an open reading frame encoding a VEGF receptor protein into an expression vector plasmid.

[0046] In the context of the present invention, the term “expression cassette” refers to a nucleic acid unit comprising at least one open reading frame (ORF) under the control of regulatory sequences controlling its expression. Expression cassettes can preferably mediate transcription of the included open reading frame encoding a tumor antigen or a tumor stroma antigen, such as the VEGF receptor protein, in a target cell. Expression cassettes typically comprise a promoter, at least one open reading frame and a transcription termination signal.

[0047] In particular embodiments, the treatment further comprises the administration of at least one DNA vaccine encoding a tumor antigen or a tumor stroma antigen, of at least one checkpoint inhibitor, of at least one engineered T-cell, of at least one bispecific antibody exhibiting binding specificity for one T-cell surface protein and for a tumor antigen or for a tumor stroma antigen, or of any combination thereof.

[0048] In particular embodiments, the at least one bispecific antibody exhibits binding specificity for a tumor antigen selected from CD19, EpCAM, HER2, EGFR, CEA, CD33, EphA2 and MCSP.

[0049] In particular embodiments, the at least one engineered T-cell comprises at least one tumor antigen binding protein on its cell surface, wherein the tumor antigen is selected from CEA, FBP, GD2, GD3, Her2-neu, MAGE-A1, MSLN, PSCA, PSMA.

[0050] In particular embodiments, the treatment further comprises the administration of one further DNA vaccines encoding a tumor antigen or a tumor stroma antigen, in

particular of one further attenuated strain of *Salmonella* comprising at least one copy of a further DNA molecule comprising a further expression cassette encoding a tumor antigen or a tumor stroma antigen.

[0051] In particular embodiments, the administration of the attenuated strain of *Salmonella* encoding a VEGF receptor protein is combined with the administration of two further attenuated strains of *Salmonella* each encoding a tumor antigen.

[0052] In particular embodiments, the administration of the attenuated strain of *Salmonella* encoding a VEGF receptor protein is combined with the administration of one checkpoint inhibitor.

[0053] In particular embodiments, the administration of the attenuated strain of *Salmonella* encoding a VEGF receptor protein is combined with the administration of one further attenuated strains of *Salmonella* encoding a tumor antigen and one checkpoint inhibitor.

[0054] In particular embodiments, the administration of the attenuated strain of *Salmonella* encoding a VEGF receptor protein is combined with the administration of one engineered T-cell.

[0055] In particular embodiments, the administration of the attenuated strain of *Salmonella* encoding a VEGF receptor protein is combined with the administration of one engineered T-cell and one checkpoint inhibitor.

[0056] In particular embodiments, the administration of the attenuated strain of *Salmonella* encoding a VEGF receptor protein is combined with the administration of one bispecific antibody.

[0057] In particular embodiments, the administration of the attenuated strain of *Salmonella* encoding a VEGF receptor protein is combined with the administration of one bispecific antibody and one checkpoint inhibitor.

[0058] In particular embodiments, the at least one DNA vaccine encoding a tumor antigen or a tumor stroma antigen is selected from at least one further attenuated strain of *Salmonella* comprising at least one copy of a further DNA molecule comprising a further expression cassette encoding a tumor antigen or a tumor stroma antigen.

[0059] In particular embodiments the at least one checkpoint inhibitor is selected from an antibody against PD-1, PD-L1 and CTLA4.

[0060] In particular embodiments, the attenuated strain of *Salmonella* and the at least one further attenuated strain of *Salmonella* are of the species *Salmonella enterica*. Attenuated derivatives of *Salmonella enterica* are attractive vehicles for the delivery of heterologous antigens to the mammalian immune system, since *S. enterica* strains can potentially be delivered via mucosal routes of immunization, i.e. orally or nasally, which offers advantages of simplicity and safety compared to parenteral administration. Furthermore, *Salmonella* strains elicit strong humoral and cellular immune responses at the level of both systemic and mucosal compartments. Batch preparation costs are low and formulations of live bacterial vaccines are highly stable. Attenuation can be accomplished by deletion of various genes, including virulence, regulatory, and metabolic genes.

[0061] Several *Salmonella typhimurium* strains attenuated by *aro* mutations have been shown to be safe and effective delivery vehicles for heterologous antigens in animal models.

[0062] In particular embodiments, the attenuated strain of *Salmonella* and the at least one further attenuated strain of *Salmonella* are *Salmonella typhi* Ty21a. The live, attenuated *S. typhi* Ty21a strain is the active component of Typhoral L<sup>®</sup>, also known as Vivotif<sup>®</sup> (manufactured by Berna Biotech Ltd., a Crucell Company, Switzerland). It is currently the only licensed live oral vaccine against typhoid fever. This vaccine has been extensively tested and has proved to be safe regarding patient toxicity as well as transmission to third parties (Wahdan et al., J. Infectious Diseases 1982, 145:292-295). The vaccine is licensed in more than 40 countries and has been used in millions of individuals including thousands of children for prophylactic vaccination against typhoid fever. It has an unparalleled safety track record. There is no data available indicating that *S. typhi* Ty21a is able to enter the bloodstream systemically. The live attenuated *Salmonella typhi* Ty21a vaccine strain thus allows specific targeting of the immune system in the gut, while being safe and well-tolerated. The Marketing Authorization number of Typhoral L<sup>®</sup> is PL 15747/0001 dated 16 December 1996. One dose of vaccine contains at least  $2 \times 10^9$  viable *S. typhi* Ty21a colony forming units and at least  $5 \times 10^9$  non-viable *S. typhi* Ty21a cells.

[0063] This well-tolerated, live oral vaccine against typhoid fever was derived by chemical mutagenesis of the wild-type virulent bacterial isolate *S. typhi* Ty2 and harbors a loss-of-function mutation in the *galE* gene resulting in its inability to metabolize galactose. The attenuated bacterial strain is also not able to reduce sulfate to sulfide which differentiates it from the wild-type *Salmonella typhi* Ty2 strain. With regard to its serological characteristics, the *Salmonella typhi* Ty21a strain contains the O9-antigen which is a polysaccharide of the outer membrane of the bacteria and lacks the O5-antigen which is in turn a characteristic component of *Salmonella typhimurium*. This serological characteristic supports the rationale for including the respective test in a panel of identity tests for batch release.

[0064] In particular embodiments, the expression cassette and the further expression cassette are a eukaryotic expression cassette, particularly comprising a CMV promoter. In the context of the present invention, the term “eukaryotic expression cassette” refers to an expression cassette which allows for expression of the open reading frame in a eukaryotic cell. It has been shown that the amount of heterologous antigen required to induce an adequate immune response may be toxic for the bacterium and may result in cell death, over-attenuation or loss of expression of the heterologous antigen. Using a eukaryotic expression cassette that is not expressed in the bacterial vector but only in the target cell may overcome this toxicity problem and the protein expressed typically exhibits a eukaryotic glycosylation pattern.

[0065] A eukaryotic expression cassette comprises regulatory sequences that are able to control the expression of an open reading frame in a eukaryotic cell, preferably a promoter and a polyadenylation signal. Promoters and polyadenylation signals included in the recombinant DNA molecules comprised by the attenuated strain of Salmonella of the present invention are preferably selected to be functional within the cells of the subject to be immunized. Examples of suitable promoters, especially for the production of a DNA vaccine for humans, include but are not limited to promoters from Cytomegalovirus (CMV), such as the strong CMV immediate early promoter, Simian Virus 40 (SV40), Mouse Mammary Tumor Virus (MMTV), Human Immunodeficiency Virus (HIV), such as the HIV Long Terminal Repeat (LTR) promoter, Moloney virus, Epstein Barr Virus (EBV), and from Rous Sarcoma Virus (RSV), the synthetic CAG promoter composed of the CMV early enhancer element, the promoter, the first exon and the first intron of chicken beta-actin gene and the splice acceptor of the rabbit beta globin gene, as well as promoters from human genes such as human actin, human myosin, human hemoglobin, human muscle creatine, and human metallothionein. In a particular embodiment, the eukaryotic expression cassette contains the CMV promoter. In the context of the present invention, the term “CMV promoter” refers to the strong immediate-early cytomegalovirus promoter.



[0066] Examples of suitable polyadenylation signals, especially for the production of a DNA vaccine for humans, include but are not limited to the bovine growth hormone (BGH) polyadenylation site, SV40 polyadenylation signals and LTR polyadenylation signals. In a particular embodiment, the eukaryotic expression cassette included in the recombinant DNA molecule comprised by the attenuated strain of Salmonella of the present invention comprises the BGH polyadenylation site.

[0067] In addition to the regulatory elements required for expression of the heterologous tumor antigen or tumor stroma antigen gene, like a promoter and a polyadenylation signal, other elements can also be included in the recombinant DNA molecule. Such additional elements include enhancers. The enhancer can be, for example, the enhancer of human actin, human myosin, human hemoglobin, human muscle creatine and viral enhancers such as those from CMV, RSV and EBV.

[0068] Regulatory sequences and codons are generally species dependent, so in order to maximize protein production, the regulatory sequences and codons are preferably selected to be effective in the species to be immunized. The person skilled in the art can produce recombinant DNA molecules that are functional in a given subject species.

[0069] In particular embodiments, the VEGF receptor protein is selected from the group consisting of human VEGFR-2 having the amino acid sequence as found in SEQ ID NO 1 and a protein that shares at least about 80% sequence identity therewith.

[0070] VEGFR-2, also known as kinase-insert-domain-containing receptor (KDR), appears to mediate almost all of the known cellular responses to VEGF. For example, the role of VEGF in angiogenesis appears to be mediated through the interaction of this protein with VEGFR-2. VEGFR-2 is a 1356 amino acid long, 200-230 kDa molecular weight high-affinity receptor for VEGF, as well as for VEGF-C and VEGF-D. Identified in

humans through the screening of endothelial cDNA for tyrosine kinase receptors, VEGFR-2 shares 85% sequence identity with the previously discovered mouse fetal liver kinase 1 (Flk-1). VEGFR-2 is normally expressed in endothelial and hematopoietic precursors, as well as in endothelial cells, nascent hematopoietic stem cells and the umbilical cord stroma. However, in quiescent adult vasculature, VEGFR-2 mRNA appears to be down regulated.

[0071] The extracellular domain of VEGFR-2 contains 18 potential N-linked glycosylation sites. VEGFR-2 is initially synthesized as a 150 kDa protein and rapidly glycosylated to a 200 kDa intermediate form, and then further glycosylated at a slower rate to a mature 230 kDa protein which is expressed on the cell surface.

[0072] In this context, the term “about” or “approximately” means within 80% to 120%, alternatively within 90% to 110%, including within 95% to 105% of a given value or range.

[0073] In the context of the present invention, the term “protein that shares at least about 80% sequence identity with a given protein (the reference protein) refers to a protein that may differ in the amino acid sequence and/or the nucleic acid sequence encoding the amino acid sequence of the reference protein. The protein may be of natural origin, e.g. a mutant version of a wild-type protein, e.g. a mutant version of a wild type VEGF receptor protein, or a homolog of a different species, or an engineered protein, e.g. an engineered VEGF receptor protein. It is known that the usage of codons is different between species. Thus, when expressing a heterologous protein in a target cell, it may be necessary, or at least helpful, to adapt the nucleic acid sequence to the codon usage of the target cell. Methods for designing and constructing derivatives of a given protein are well known to anyone of ordinary skill in the art.

[0074] The protein that shares at least about 80% sequence identity with a given protein may contain one or more mutations comprising an addition, a deletion and/or a substitution of one or more amino acids in comparison to the given reference protein. According to the teaching of the present invention, said deleted, added and/or substituted amino acids may be consecutive amino acids or may be interspersed over the length of the amino acid sequence of the protein that shares at least about 80% sequence identity with a given reference protein. According to the teaching of the present invention, any number of amino acids may be added, deleted, and/or substitutes, as long as the amino acid sequence identity with the reference protein is at least about 80% and the mutated protein is immunogenic. Preferably, the immunogenicity of the protein which shares at least about 80% sequence identity with a reference protein of a given amino acid sequence is reduced by less than 50%, less than 40%, less than 30%, less than 20%, less than 10%, less than 5% or less than 1% compared to the reference protein of the given amino acid sequence, as measured by ELISA. Methods for designing and constructing protein homologues and for testing such homologues for their immunogenic potential are well known to anyone of ordinary skill in the art. In particular embodiments, the sequence identity with the reference protein is at least about 80%, at least about 85%, at least about 90%, or most particularly at least about 95%. Methods and algorithms for determining sequence identity including the comparison of a parental protein and its derivative having deletions, additions and/or substitutions relative to a parental sequence, are well known to the practitioner of ordinary skill in the art. On the DNA level, the nucleic acid sequences encoding the protein that shares at least about 80% sequence identity with the VEGF receptor protein may differ to a larger extent due to the degeneracy of the genetic code.

[0075] In particular embodiments, human VEGFR-2 has the amino acid sequence as found in SEQ ID NO 1.

[0076] In particular embodiments, the DNA molecule and the further DNA molecule comprise the kanamycin antibiotic resistance gene, the pMB1 ori, and a CMV promoter. In particular embodiments, the recombinant DNA molecule is derived from commercially available pVAX1<sup>TM</sup> expression plasmid (Invitrogen, San Diego, California). This expression vector was modified by replacing the high copy pUC origin of replication by the low copy pMB1 origin of replication of pBR322. The low copy modification was made in order to reduce the metabolic burden and to render the construct more stable. The generated expression vector backbone was designated pVAX10.

[0077] In particular embodiments, the DNA molecule and the further DNA molecule comprise the DNA sequence as found in SEQ ID NO 2 (vector backbone pVAX10).

[0078] Inserting the VEGF receptor protein encoding ORF with the nucleic acid sequence as found in SEQ ID NO 9 into this expression vector backbone via *NheI/XhoI* yielded the expression plasmid pVAX10.VR2-1 (WO 2013/091898). The expression plasmid pVAX10.VR2-1 is schematically depicted in Figure 16. The DNA vaccine comprising the attenuated Salmonella strain Ty21a harboring the expression plasmid pVAX10.VR2-1 is designated VXM01 (WO 2013/091898).

[0079] Inserting human, truncated WT1 encoding ORF with the nucleic acid sequence as found in SEQ ID NO 10 into the expression vector backbone via *NheI/XhoI* yielded the expression plasmid pVAX10.hWT1. The expression plasmid pVAX10.hWT1 is schematically depicted in Figure 17. The DNA vaccine comprising the attenuated Salmonella strain Ty21a harboring the expression plasmid pVAX10.hWT1 is designated VXM06 (WO 2014/173542).

[0080] Inserting human MSLN encoding ORF with the nucleic acid sequence as found in SEQ ID NO 11 into the expression vector backbone via *NheI/XhoI* yielded the expression plasmid pVAX10.hMSLN. The expression plasmid pVAX10.hMSLN is schematically

depicted in Figure 18. The DNA vaccine comprising the attenuated *Salmonella* strain Ty21a harboring the expression plasmid pVAX10.hMSLN is designated VXM04.

[0081] Inserting human CEA encoding ORF with the nucleic acid sequence as found in SEQ ID NO 12 into the expression vector backbone via *NheI/XhoI* yielded the expression plasmid pVAX10.hCEA. The expression plasmid pVAX10.hCEA is schematically depicted in Figure 19. The DNA vaccine comprising the attenuated *Salmonella* strain Ty21a harboring the expression plasmid pVAX10.hCEA is designated VXM08.

[0082] Inserting CMV pp65 encoding ORF with the nucleic acid sequence as found in SEQ ID NO 13 into the expression vector backbone via *NheI/XhoI* yielded the expression plasmid pVAX10.CMVpp65\_1. The expression plasmid pVAX10.CMVpp65\_1 is schematically depicted in Figure 20. The DNA vaccine comprising the attenuated *Salmonella* strain Ty21a harboring the expression plasmid pVAX10.CMVpp65\_1 is designated VXM65\_1.

[0083] Inserting CMV pp65 encoding ORF with the nucleic acid sequence as found in SEQ ID NO 14 into the expression vector backbone via *NheI/XhoI* yielded the expression plasmid pVAX10.CMVpp65\_2. The expression plasmid pVAX10.CMVpp65\_2 is schematically depicted in Figure 21. The DNA vaccine comprising the attenuated *Salmonella* strain Ty21a harboring the expression plasmid pVAX10.CMVpp65\_2 is designated VXM65\_2.

[0084] Inserting CMV pp65 encoding ORF with the nucleic acid sequence as found in SEQ ID NO 15 into the expression vector backbone via *NheI/XhoI* yielded the expression plasmid pVAX10.CMVpp65\_3. The expression plasmid pVAX10.CMVpp65\_3 is schematically depicted in Figure 22. The DNA vaccine comprising the attenuated *Salmonella* strain Ty21a harboring the expression plasmid pVAX10.CMVpp65\_3 is designated VXM65\_3.

[0085] In particular embodiments, the tumor antigen encoded by said further attenuated strain of *Salmonella* is selected from the group consisting of human Wilms' Tumor Protein (WT1) having the amino acid sequence as found in SEQ ID NO 3 and a protein that shares at least about 80% sequence identity therewith, human Mesothelin (MSLN) having the amino acid sequence as found in SEQ ID NO 4 and a protein that shares at least about 80% sequence identity therewith, human CEA having the amino acid sequence as found in SEQ ID NO 5 and a protein that shares at least about 80% sequence identity therewith, CMV pp65 having the amino acid sequence as found in SEQ ID NO 6 and a protein that shares at least about 80% sequence identity therewith, CMV pp65 having the amino acid sequence as found in SEQ ID NO 7 and a protein that shares at least about 80% sequence identity therewith and CMV pp65 having the amino acid sequence as found in SEQ ID NO 8 and a protein that shares at least about 80% sequence identity therewith, and the tumor stroma antigen encoded by said further attenuated strain of *Salmonella* is selected from the group consisting of human fibroblast activation protein (FAP).

[0086] In particular embodiments, human Wilms' Tumor Protein (WT1) has the amino acid sequence as found in SEQ ID NO 3, human Mesothelin (MSLN) has the amino acid sequence as found in SEQ ID NO 4, human CEA has the amino acid sequence as found in SEQ ID NO 5, and CMV pp65 has the amino acid sequence as found in SEQ ID NO 6, or SEQ ID NO 7, or SEQ ID NO 8.

[0087] Mesothelin is a 40-kDa cell surface glycoprotein present on normal mesothelial cells and overexpressed in several human tumors, including mesothelioma and ovarian and pancreatic adenocarcinoma. The mesothelin gene encodes a precursor protein of 71-kDa that is processed to yield a 31-kDa shed protein named megakaryocyte-potentiating factor (MPF) and the 40-kDa cell bound fragment mesothelin. Mesothelin was shown to exhibit megakaryocyte- colony-forming activity in the presence of

interleukin-3. Mesothelin is a tumor differentiation antigen present at low levels on a restricted set of normal adult tissues, such as mesothelium, but aberrantly overexpressed in a wide variety of human tumors including mesotheliomas, ovarian and pancreatic cancers, squamous cell carcinomas of the cervix, head and neck, vulva, lung and esophagus, lung adenocarcinomas, endometrial carcinomas, biphasic synovial sarcomas, desmoplastic small round cell tumors and gastric adenocarcinomas. The normal biological function of Mesothelin is unknown. Studies in mesothelin knock-out mice revealed no detectable phenotype, and both male and female mice produced healthy off-spring. Studies in pancreatic cancer suggest that mesothelin plays a role in tumorigenesis by increasing cellular proliferation, migration, and S-phase cell populations. Furthermore, there is evidence that mesothelin is an immunogenic protein. Due to its expression profile, its oncogenic functions and its immunogenic potential, the tumor antigen mesothelin is a promising candidate for the development of cancer vaccines.

[0088] Wilms' tumor gene 1 (WT1) encodes a zinc finger transcription factor involved in cell proliferation and differentiation. The WT1 protein contains four zinc finger motifs at the C-terminus and a proline/glutamine-rich DNA-binding domain at the N-terminus. Multiple transcript variants, resulting from alternative splicing at two coding exons, have been well characterized. WT1 plays an essential role in the development of the urogenital system and is involved in cell proliferation and differentiation. The WT1 gene was isolated as the gene responsible for a childhood renal neoplasm, Wilms' tumor. It is highly expressed in a wide variety of malignancies including several types of hematological malignancies and various solid tumors. In contrast, normal tissue expression of WT1 in adults is restricted to gonads, uterus, kidney, mesothelium and progenitor cells in various types of tissues. WT-1 negatively affects differentiation and promotes proliferation of progenitor cells. Furthermore, overexpressed WT1 is immunogenic; WT1 specific T-cells as well as IgG anti-WT1 antibodies have been observed in cancer patients. Due to its expression profile, its oncogenic functions and its

immunogenic potential, the tumor antigen WT1 is a promising candidate for the development of cancer vaccines.

[0089] In particular embodiments, WT1 is truncated. In particular embodiments, the zinc finger domain of WT1 is deleted. In particular embodiments, the truncated WT1 has the amino acid sequence as found in SEQ ID NO 3.

[0090] The zinc finger domain at the C-terminus of WT1 comprises four zinc finger motifs. Truncated WT1 of the amino acid sequence as found in SEQ ID NO 3 represents amino acids 1 to 371 of UniProt ref P19544-7. Deletion of the zinc finger domain minimizes the risk of immunological cross reactivity with other zinc finger containing transcription factors. Furthermore, truncated WT1 lacking the zinc finger domain has greater immunogenic potential than full-length WT1. In addition, deletion of the zinc finger motifs, which are essential for DNA binding, abrogates the oncogenic potential of WT1, thus minimizing the risk of oncogenesis.

[0091] The tegument protein CMV pp65 is a major immunodominant protein of human cytomegalovirus (CMV). The biologic function of CMV pp65 is unclear, but it is believed to be involved in cell cycle regulation. CMV pp65 is a nucleotropic protein exhibiting protein kinase activity, which is able to bind polo-like kinase 1 (PLK-1).

[0092] HCMV pp65 is expressed in more than 90% of glioblastoma specimens but not in surrounding normal brain. This viral protein is thus a promising candidate as tumor-specific target for the development novel of cancer immunotherapies.

[0093] The CMV pp65 protein contains two bipartite nuclear localization signals (NLSs) at amino acids 415 to 438 and amino acids 537 to 561 near the carboxy terminus and a phosphate binding site related to its kinase activity at lysine-436. Mutating the lysine at position 436 to asparagine and deletion of amino acids 537 to 561 results in a protein



without kinase activity and markedly reduced nuclear localization. This mutant protein exhibits unaltered immunogenicity.

[0094] In particular embodiments, the CMV pp65 has the amino acid sequence as found in SEQ ID NO 6. SEQ ID NO 6 represents the amino acid sequence of wild type human CMV pp65.

[0095] In particular other embodiments, the CMV pp65 has the amino acid sequence as found in SEQ ID NO 7. SEQ ID NO 7 represents the amino acid sequence of human CMV pp65, which harbors the mutation K436N relative to the wild type human CMV pp65 of SEQ ID NO 6.

[0096] In particular other embodiments, the CMV pp65 has the amino acid sequence as found in SEQ ID NO 8. SEQ ID NO 8 represents the amino acid sequence of a truncated version of CMV pp65 of SEQ ID NO 7, which lacks the second, more C-terminal NLS (nuclear localization sequence) (i.e. amino acids 537 to 561 of CMV pp65 of SEQ ID NO 7).

[0097] Carcinoembryonic antigen (CEA) (also known as CEACAM5 and CD66e) is a member of a family of highly related glycosyl phosphatidyl inositol (GPI) cell surface anchored glycoproteins involved in cell adhesion. CEA is normally produced in gastrointestinal tissue during fetal development; protein expression ends before birth. Therefore CEA is usually present only at very low levels in the blood of healthy adults. However, the serum levels are raised in some types of cancer, in particular colorectal carcinoma, thus serving as tumor marker. CEA levels may also be raised in gastric carcinoma, pancreatic carcinoma, lung carcinoma, breast carcinoma, and medullary thyroid carcinoma, as well as some non-neoplastic conditions like ulcerative colitis, pancreatitis, cirrhosis, COPD, Crohn's disease and hypothyroidism.

[0098] In particular embodiments, the attenuated strain of *Salmonella* is administered simultaneously with or prior to said further anti-cancer agent, i.e. simultaneously with or prior to said at least one DNA vaccine encoding a tumor antigen or a tumor stroma antigen, said at least one checkpoint inhibitor, said at least one engineered T-cell and/or said at least one bispecific antibody.

[0099] In the context of the present invention, the term “simultaneously with” means administration of the attenuated strain of *Salmonella* encoding a VEGF receptor protein and the at least one further anti-cancer agent on the same day, more particularly within 12 hours, more particularly within 2 hours.

[00100] In particular embodiments, administration of the attenuated *Salmonella* strain encoding a VEGF receptor protein and the at least one further anti-cancer agent occurs within eight consecutive weeks, more particularly within three to six consecutive weeks. The attenuated *Salmonella* strain according to the present invention and the at least one further anti-cancer agent may be administered via the same route or via different routes.

[00101] In particular embodiments, the treatment is accompanied by chemotherapy, radiotherapy or biological cancer therapy. For cure of cancer, complete eradication of cancer stem cells may be essential. For maximal efficacy, a combination of different therapy approaches may be beneficial.

[00102] In the context of the present invention, the term “biological cancer therapy” refers to cancer therapy involving the use of substances derived from living organisms or laboratory-produced versions of such substances. Biological cancer therapy approaches include the administration of immunostimulatory cytokines.

[00103] Chemotherapeutic agents that may be used in combination with the attenuated mutant strain of *Salmonella* of the present invention may be, for example: gemcitabine, amifostine (ethyol), cabazitaxel, cisplatin, dacarbazine (DTIC), dactinomycin, docetaxel, mechlorethamine, streptozocin, cyclophosphamide, carmustine (BCNU), lomustine (CCNU), doxorubicin (adriamycin), doxorubicin lipo (doxil), folinic acid, gemcitabine (gemzar), daunorubicin, daunorubicin lipo (daunoxome), procarbazine, ketokonazole, mitomycin, cytarabine, etoposide, methotrexate, 5-fluorouracil (5-FU), vinblastine, vincristine, bleomycin, paclitaxel (taxol), docetaxel (taxotere), aldesleukin, asparaginase, busulfan, carboplatin, cladribine, camptothecin, CPT-11, 10-hydroxy-7-ethyl-camptothecin (SN38), dacarbazine, floxuridine, fludarabine, hydroxyurea, ifosfamide, idarubicin, mesna, interferon alpha, interferon beta, irinotecan, mitoxantrone, topotecan, leuprolide, megestrol, melphalan, mercaptopurine, oxaliplatin, plicamycin, mitotane, pegaspargase, pentostatin, pipobroman, plicamycin, streptozocin, tamoxifen, teniposide, testolactone, thioguanine, thiotepa, uracil mustard, vinorelbine, chlorambucil and combinations thereof.

[00104] Most preferred chemotherapeutic agents according to the invention are cabazitaxel, carboplatin, oxaliplatin, cisplatin, cyclophosphamide, docetaxel, gemcitabine, doxorubicin, paclitaxel (taxol), irinotecan, vincristine, vinblastine, vinorelbin, folinic acid, 5-fluorouracil and bleomycin, especially gemcitabine.

[00105] Particularly, the attenuated strain of *Salmonella* is administered before or during the chemotherapy or the radiotherapy treatment cycle or the biological cancer therapy. In other particular embodiments, the attenuated strain of *Salmonella* is administered before and during the chemotherapy or the radiotherapy treatment cycle or the biological cancer therapy.

[00106] In particular embodiments, the attenuated strain of *Salmonella* and the at least one further attenuated strain of *Salmonella* are administered orally. Oral

administration is simpler, safer and more comfortable than parenteral administration. However, it has to be noted that the attenuated strain of Salmonella of the present invention may also be administered by any other suitable route. Preferably, a therapeutically effective dose is administered to the subject, and this dose depends on the particular application, the type of malignancy, the subject's weight, age, sex and state of health, the manner of administration and the formulation, etc. Administration may be single or multiple, as required.

[00107] The attenuated strain of Salmonella encoding a VEGF receptor protein and the at least one further attenuated strain of Salmonella encoding a tumor antigen or a tumor stroma antigen may be provided in the form of a solution, a suspension, a lyophilisate, an enteric coated capsule, or any other suitable form. Typically, the attenuated strain of Salmonella is formulated as drinking solution. This embodiment offers the advantage of improved patient compliance. Preferably, the drinking solution comprises means to neutralize gastric acids at least to a certain degree, i.e. to bring the pH of the gastric juice closer to a pH of 7. Preferably, the drinking solution is a buffered suspension comprising the attenuated strain of Salmonella according to the present invention. In a particular embodiment, the buffered suspension is obtained by suspending the attenuated strain of Salmonella in a suitable buffer, preferably containing 2.6 g sodium hydrogen carbonate, 1.7 g L-ascorbic acid, 0.2 g lactose monohydrate and 100 ml of drinking water.

The at least one further anti-cancer agent selected from at least one checkpoint inhibitor, at least one engineered T-cell, and at least one bispecific antibody exhibiting binding specificity for one T-cell surface protein and for a tumor antigen or for a tumor stroma antigen is preferably administered in the approved galenic formulation of the commercial product.

[00108] In particular embodiments, the cancer is selected from colorectal cancer, pancreatic cancer, lung cancer, ovarian cancer, mesothelioma, acute myeloid leukemia, chronic myeloid leukemia, glioblastoma, gastric cancer, hepatocellular cancer, renal cell cancer, prostate cancer, and cervical cancer.

[00109] The attenuated strain of *Salmonella* encoding a VEGF receptor protein together with another anti-cancer agent such as at least one checkpoint inhibitor, bispecific antibody, engineered T-cell and DNA vaccine encoding a tumor antigen or a tumor stroma antigen surprisingly show synergistic effects on T-cell responses and / or overall survival at relatively low doses of the attenuated strain of *Salmonella* encoding a VEGF receptor protein. Similarly, DNA vaccines comprising an attenuated strain of *Salmonella* encoding a tumor antigen or a tumor stroma antigen are surprisingly effective at relatively low doses. Administration of low doses of live bacterial vaccines minimizes the risk of excretion and thus of transmission to third parties.

[00110] In particular embodiments, the single dose of the attenuated strain of *Salmonella* and the at least one further attenuated strain of *Salmonella* comprises from about  $10^5$  to about  $10^{11}$ , particularly from about  $10^6$  to about  $10^{10}$ , more particularly from about  $10^6$  to about  $10^9$ , more particularly from about  $10^6$  to about  $10^8$ , most particularly from about  $10^6$  to about  $10^7$  colony forming units (CFU).

[00111] In particular embodiments, the single dose of both the attenuated strain of *Salmonella* encoding a VEGF receptor protein and the at least one further attenuated strain of *Salmonella* encoding a tumor antigen or a tumor stroma antigen are essentially the same, both single doses comprising from about  $10^5$  to about  $10^{11}$ , particularly from about  $10^6$  to about  $10^{10}$ , more particularly from about  $10^6$  to about  $10^9$ , more particularly from about  $10^6$  to about  $10^8$ , most particularly from about  $10^6$  to about  $10^7$  colony forming units (CFU). In particular embodiments, the single dose of the attenuated strain of *Salmonella* encoding a VEGF receptor protein is from about 10 to about 100 times lower

than the single dose of the at least one further attenuated strain of *Salmonella* encoding a tumor antigen or a tumor stroma antigen. In particular other embodiments, the single dose of the attenuated strain of *Salmonella* encoding a VEGF receptor protein is from about 10 to about 100 times higher than the single dose of the at least one further attenuated strain of *Salmonella* encoding a tumor antigen or a tumor stroma antigen.

[00112] In this context, the term “about” or “approximately” means within a factor of 3, alternatively within a factor of 2, including within a factor of 1.5 of a given value or range.

[00113] In particular embodiments, the treatment is individualized cancer immunotherapy comprising the step of assessing the expression pattern of and/or the pre-immune response against said tumor antigen in a patient. The patient's tumor and/or stromal antigen expression pattern and/or the patient's pre-immune responses against tumor and/or stromal antigens may be assessed in a first step for example by companion diagnostics targeting the patient's specific tumor and/or stromal antigen pattern. Depending on the patient's tumor and/or stromal antigen expression pattern or the patient's pre-immune responses against tumor and/or stromal antigens, the attenuated strain of *Salmonella* encoding a VEGF receptor protein may be administered in combination with one or more suitable further *Salmonella typhi* Ty21a based cancer vaccine(s) comprising eukaryotic expression systems.

[00114] It may be favorable dependent on the occurrence of possible side effects, to include treatment with antibiotics or anti-inflammatory agents.

[00115] Should adverse events occur that resemble hypersensitivity reactions mediated by histamine, leukotrienes, or cytokines, treatment options for fever, anaphylaxis, blood pressure instability, bronchospasm, and dyspnoea are available. Treatment options in case of unwanted T-cell derived auto-aggression are derived from

standard treatment schemes in acute and chronic graft vs. host disease applied after stem cell transplantation. Cyclosporin and glucocorticoids are proposed as treatment options.

[00116] In the unlikely case of systemic *Salmonella typhi* Ty21a type infection, appropriate antibiotic therapy is recommended, for example with fluoroquinolones including ciprofloxacin or ofloxacin. Bacterial infections of the gastrointestinal tract are to be treated with respective agents, such as rifaximin.

[00117] In a further aspect, the present invention relates to a pharmaceutical composition comprising an attenuated strain of *Salmonella* comprising at least one copy of a DNA molecule comprising an expression cassette encoding a VEGF receptor protein, wherein the pharmaceutical composition further comprises at least one further attenuated strain of *Salmonella* comprising at least one copy of a further DNA molecule comprising a further expression cassette encoding a tumor antigen or a tumor stroma antigen.

[00118] In particular embodiments, the pharmaceutical composition comprises the DNA vaccines VXM01 and VXM06.

[00119] In particular embodiments, the pharmaceutical composition comprises the DNA vaccines VXM01 and VXM04.

[00120] In particular embodiments, the pharmaceutical composition comprises the DNA vaccines VXM01 and VXM08.

[00121] In particular embodiments, the pharmaceutical composition comprises the DNA vaccines VXM01 and VXM65.

[00122] In particular embodiments, the least one further attenuated strain of *Salmonella* comprises at least one copy of a further DNA molecule comprising a further expression cassette encoding a tumor antigen or a tumor stroma antigen selected from the group consisting of human Wilms' Tumor Protein (WT1) having the amino acid sequence as found in SEQ ID NO 3 and a protein that shares at least about 80% sequence identity therewith, human Mesothelin (MSLN) having the amino acid sequence as found in SEQ ID NO 4 and a protein that shares at least about 80% sequence identity therewith, human CEA having the amino acid sequence as found in SEQ ID NO 5 and a protein that shares at least about 80% sequence identity therewith, CMV pp65 having the amino acid sequence as found in SEQ ID NO 6 and a protein that shares at least about 80% sequence identity therewith, CMV pp65 having the amino acid sequence as found in SEQ ID NO 7 and a protein that shares at least about 80% sequence identity therewith and CMV pp65 having the amino acid sequence as found in SEQ ID NO 8 and a protein that shares at least about 80% sequence identity therewith, particularly wherein human Wilms' Tumor Protein (WT1) has the amino acid sequence as found in SEQ ID NO 3, human Mesothelin (MSLN) has the amino acid sequence as found in SEQ ID NO 4, human CEA has the amino acid sequence as found in SEQ ID NO 5, and CMV pp65 has the amino acid sequence as found in SEQ ID NO 6, SEQ ID NO 7 or SEQ ID NO 8, and wherein the tumor stroma antigen is selected from fibroblast activation protein (FAP).

[00123] The pharmaceutical composition of the present invention may be in the form of a solution, a suspension, an enteric coated capsule, a lyophilized powder or any other form suitable for the intended use.

[00124] The pharmaceutical composition of the present invention may further comprises one or more pharmaceutically acceptable excipients.

[00125] In the context of the present invention, the term "excipient" refers to a natural or synthetic substance formulated alongside the active ingredient of a medication.



Suitable excipients include antiadherents, binders, coatings, disintegrants, flavors, colors, lubricants, glidants, sorbents, preservatives and sweeteners.

[00126] In the context of the present invention, the term “pharmaceutically acceptable” refers to molecular entities and other ingredients of pharmaceutical compositions that are physiologically tolerable and do not typically produce untoward reactions when administered to a mammal (e.g., human). The term “pharmaceutically acceptable” may also mean approved by a regulatory agency of a Federal or a state government or listed in the U.S. Pharmacopeia or other generally recognized pharmacopeia for use in mammals, and, more particularly, in humans.

[00127] In particular embodiments, wherein the anti-cancer agent is selected from at least one further attenuated strain of *Salmonella* comprising harboring a tumor antigen or a tumor stroma antigen, the pharmaceutical composition according to the present invention may suitably be provided as drinking solution. This embodiment offers the advantage of improved patient compliance and allows for rapid, feasible and affordable mass vaccination programs, especially in poor geographies.

[00128] In particular, suitable drinking solutions comprise means to neutralize gastric acids to at least to a certain degree, i.e. to bring the pH of the gastric juice closer to a pH of 7. In a particular embodiment, the drinking solution is a buffered suspension obtained by suspending the attenuated strain of *Salmonella* according to the present invention in a suitable buffer, preferably in a buffer that neutralizes gastric acids to at least a certain degree, preferably in a buffer containing 2.6 g sodium hydrogen carbonate, 1.7 g L-ascorbic acid, 0.2 g lactose monohydrate and 100 ml of drinking water.

[00129] In particular embodiments, the attenuated strain of *Salmonella* and the at least one further attenuated strain of *Salmonella* is *Salmonella typhi* Ty21a.

[00130] In particular embodiments, the expression cassette and the further expression cassette are a eukaryotic expression cassette, particularly comprising a CMV promoter.

[00131] In particular embodiments, the VEGF receptor protein is selected from the group consisting of human VEGFR-2 having the amino acid sequence as found in SEQ ID NO 1 and a protein that shares at least about 80% sequence identity therewith.

[00132] In particular embodiments, human VEGFR-2 has the amino acid sequence as found in SEQ ID NO 1.

[00133] In particular embodiments, the pharmaceutical composition is for use as a medicament, particularly for use in the treatment of cancer.

[00134] In particular embodiments, the treatment comprises a single or multiple administrations of the attenuated strain of Salmonella encoding a VEGF receptor protein or the pharmaceutical composition according to the present invention. The single dose of the administrations may be the same or different. In particular, the treatment comprises 1, 2, 3, 4, 5 or 6 administrations of the attenuated strain of Salmonella encoding a VEGF receptor protein or the pharmaceutical composition according to the present invention, preferably wherein the multiple administrations occur within three to six consecutive months.

#### **SHORT DESCRIPTION OF FIGURES AND TABLES**

Figure 1: Amino acid sequence of human VEGFR-2 encoded by VEGFR-2 cDNA contained in plasmid pVAX10.VR2-1 (corresponding to SEQ ID NO 1)

Figure 2: Nucleic acid sequence comprised in empty expression vector pVAX10 (sequence of expression vector pVAX10 without the portion of the multiple cloning site which is located between the restriction sites *NheI* and *XhoI* (SEQ ID NO 2).

Figure 3: Amino acid sequence of truncated human WT-1 encoded by WT-1 cDNA contained in plasmid pVAX10.hWT1 (SEQ ID NO 3)

Figure 4: Amino acid sequence of human MSLN encoded by MSLN cDNA contained in plasmid pVAX10.hMSLN (SEQ ID NO 4)

Figure 5: Amino acid sequence of human CEA encoded by CEA cDNA contained in plasmid pVAX10.hCEA (SEQ ID NO 5)

Figure 6: Amino acid sequence of CMV pp65 encoded by CMV pp65 cDNA contained in plasmid pVAX10.CMVpp65\_1 (SEQ ID NO 6)

Figure 7: Amino acid sequence of CMV pp65 encoded by CMV pp65 cDNA contained in plasmid pVAX10.CMVpp65\_2 (SEQ ID NO 7)

Figure 8: Amino acid sequence of CMV pp65 encoded by CMV pp65 cDNA contained in plasmid pVAX10.CMVpp65\_3 (SEQ ID NO 8)

Figure 9: Nucleic acid sequence contained in plasmid pVAX10.VR2-1 and encoding human VEGFR-2 of SEQ ID NO 1

Figure 10: Nucleic acid sequence contained in plasmid pVAX10.hWT1 and encoding human WT-1 of SEQ ID NO 3

Figure 11: Nucleic acid sequence contained in plasmid pVAX10.hMSLN and encoding human MSLN of SEQ ID NO 4

Figure 12: Nucleic acid sequence contained in plasmid pVAX10.hCEA and encoding human CEA of SEQ ID NO 5

Figure 13: Nucleic acid sequence contained in plasmid pVAX10.CMVpp65\_1 and encoding CMV pp65 of SEQ ID NO 6

Figure 14: Nucleic acid sequence contained in plasmid pVAX10.CMVpp65\_2 and encoding CMV pp65 of SEQ ID NO 7

Figure 15: Nucleic acid sequence contained in plasmid pVAX10.CMVpp65\_3 and encoding CMV pp65 of SEQ ID NO 8

Figure 16: Plasmid map of pVAX10.VR2-1

Figure 17: Plasmid map of pVAX10.hWT1

Figure 18: Plasmid map of pVAX10.hMSLN

Figure 19: Plasmid map of pVAX10.hCEA

Figure 20: Plasmid map of pVAX10.CMVpp65\_1

Figure 21: Plasmid map of pVAX10.CMVpp65\_2

Figure 22: Plasmid map of pVAX10.CMVpp65\_3

Figure 23: Effects of the combined administration of VXM01 and anti-CTLA4 in a MC38 mouse tumor model - tumor growth

Figure 24: Effects of the combined administration of VXM01 and anti-CTLA4 in a MC38 mouse tumor model - survival

Figure 25: Effects of the combined administration of VXM01 and anti-CTLA4 in B16 mouse tumor model - survival

Figure 26: Treatment schedule Example 3

Figure 27: Effect of VXM01 treatment either with or without cyclophosphamide on tumor size [ $\text{mm}^3$ ] on day 30. Each dot represents the result of the tumor of one animal.

Figure 28: Percentages of VEGFR-2-specific  $\text{CD8}^+$  cells in spleens of BALB/C mice bearing subcutaneous CT26 colon tumor cells. Each dot represents the results of one spleen. The results are given in total % of 3 pooled VEGFR2 pentamers.

Figure 29: Anti-CD3 immunohistochemistry staining of tumor samples from animals treated with the empty vector and VXM01, respectively. CD3 positive cells appear in brown color (see arrow for example); x200 magnification.

Figure 30: Quantification of immune cell infiltrates and PD-L1 mean fold induction in tumor samples from animals treated with VXM01 or VXM01 plus cyclophosphamide as compared to animals treated with the empty vector control. Data are derived from absolute cell count / tissue area [ $\text{mm}^2$ ]; x200 magnification.

Figure 31: Percentages of VEGFR-2- and CEA-specific  $\text{CD8}^+$  cells in spleens of healthy mice treated with mice bearing subcutaneous CT26 colon tumor cells. Each dot

represents the results of one spleen. The results are given in total % of 2 pooled VEGFR2 pentamers.

### **EXAMPLES**

#### **Example 1: MC38 Colon Carcinoma anti-CTLA4 Combination Study:**

[00135] Four groups of C57/Bl6/6J mice (n=6 each) were challenged with a subcutaneous administration of  $5 \times 10^5$  MC38 tumor cells on Day 0 of the study.

[00136] The animals were treated with VXM01mlow (Salmonella typhimurium carrying a murine VEGFR-2-encoding eukaryotic expression cassette, manufactured by Richter-Helm BioLogics, Hannover, Germany) alone at a dose of  $10^8$  CFU via oral gavage on Day -1, Day 1, Day 4, and Day 6 (n=6), or with VXM01mlow at the same dose, route of administration, and administration scheme plus the murine anti-CTLA4 antibody on Day 12, 14, 16, and 18 (n=6), or with the murine antiCTLA4-antibody on Day 12, 14, 16, and 18 alone (n=6), or without treatment (n=6, control).

[00137] Tumor growth was measured using a micro-caliper. Animals were sacrificed as soon as tumor volume reached  $1500 \text{ mm}^3$  for animal welfare reasons.

[00138] Survival of test animals was recorded once daily.

[00139] Tumor growth is graphically depicted in Figure 23.

[00140] Survival of test animals is displayed in a Kaplan-Meier plot in Figure 24.

**Example 2: B16-F10 Melanoma anti-CTLA4 Combination Study:**

[00141] Four groups of C57/Bl6/6J mice (n=6 each) were challenged with an intravenous administration of  $2 \times 10^5$  B16-F10 tumor cells on Day 0 of the study.

[00142] The animals were treated with VXM01m<sub>low</sub> (Salmonella typhimurium carrying a murine VEGFR-2-encoding eukaryotic expression cassette, manufactured by Richter-Helm BioLogics, Hannover, Germany) alone at a dose of  $10^8$  CFU via oral gavage on Day -5, Day -3, Day 0, and Day 2 (n=6), or with VXM01m<sub>low</sub> at the same dose, route of administration, and administration scheme plus the murine anti-CTLA4 antibody on Day 8, 10, 12, and 14 (n=6), or with the murine antiCTLA4-antibody on Day 8, 10, 12, and 14 alone (n=6), or without treatment (n=6, control).

[00143] Survival of test animals was recorded once daily.

[00144] Survival of test animals is displayed in a Kaplan-Meier plot in Figure 25.

**Example 3: Antitumor activity of VMX01 vaccine in CT26 murine tumor model**

[00145] The aim of this study was to evaluate the antitumor activity of VXM01 with or without cyclophosphamide in BALB/C mice bearing subcutaneous CT26 colon tumors, and to characterize the immune responses elicited by the treatments in spleen and tumor.

[00146] Control VXM0m-empty (S. typhimurium vector control with no expression plasmid) and VXM01m<sub>low</sub> (Salmonella typhimurium carrying a murine VEGFR-2-encoding eukaryotic expression cassette) were administered at  $10^8$  CFU/adm by oral gavage (per os, PO) via a gavage tube. Regardless of animal groups, each animal

received pre-dose application buffer PO to neutralize acid in the stomach prior dosing (100 µl/animal/application). This buffer was composed by dissolution of 2.6 g sodium hydrogen carbonate, 1.7 g L-ascorbic acid and 0.2 g lactose monohydrate in 100 ml of drinking water and was applied within 30 min prior application of VXM0m-empty or VXM01mlow.

[00147] Cyclophosphamide was injected at 100 mg/kg/adm into the peritoneal cavity of mice (intraperitoneally, IP). The IP injection volume did not exceed 10 ml/kg and was calculated according to the most recent body weight of mice.

[00148] The treatment started at day 0 (D0), one day after randomization that was considered as day -1 (D-1). 33 healthy female BALB/C (BALB/CByJ) mice, 6 weeks old, were randomized according to their body weight into 4 groups of 11 animals each using Vivo manager® software (Biosystemes, Couteron, France). A statistical test (analysis of variance) was performed to test for homogeneity between groups.

[00149] The treatment schedule was as follows:

[00150] Group 1: The animals from group 1 received a total of 6 PO administrations of VXM0m-empty on D1, D3, D5, D7, D14 and D21.

[00151] Group 2: The animals of group 2 received a total of 6 PO administrations of VXM01mlow on D1, D3, D5, D7, D14 and D21.

[00152] Group 3: The animals of group 3 received one single IP injection of cyclophosphamide on D0 and a total of 6 PO administrations of VXM01mlow on D1, D3, D5, D7, D14 and D21.

[00153] The treatment schedule is summarized in Table 1 and Figure 26.

<b>Tab. 1: Treatment Schedule</b>					
<b>Group</b>	<b>No. Animals</b>	<b>Treatment</b>	<b>Dose</b>	<b>Route</b>	<b>Treatment Schedule</b>
1*	11	Empty vector	$10^8$ CFU/adm	PO	D1, D3, D5, D7, D14 and D21
2*	11	VXM01mlow	$10^8$ CFU/adm	PO	D1, D3, D5, D7, D14 and D21
3*	11	VXM01mlow	$10^8$ CFU/adm	PO	D1, D3, D5, D7, D14 and D21
		Cyclophosphamide	100 mg/kg/adm	IP	D0
<b>TOTAL</b>	<b>33</b>				

\* Each animal received pre-dose application buffer per os (PO) to neutralize acid in the stomach prior dosing

[00154] Tumors were induced by subcutaneous injection of  $1 \times 10^6$  of CT26 cells in 200  $\mu$ l of RPMI 1640 into the right flank of the test animals on day 8 (D8).

[00155] On the day of termination (D30, i.e. 22 days after tumor inoculation), tumors from all mice were collected and tumor size was measured.

[00156] The results are graphically depicted in Figure 27. Tumor size was significantly decreased in animals treated with either VXM01 alone or VXM01 plus cyclophosphamide as compared to the empty vector control. Tumor size reduction was most pronounced in the animals treated with both cyclophosphamide and the VXM01 vaccine.

[00157] On the day of termination, spleens were collected from all mice (11 samples per group) and placed individually into tubes containing chilled PBS (2-8°C). Immunomonitoring of VEGFR-2 specific T-cell responses using flow cytometry with pentamers was performed.



[00158] For this purpose, the spleen samples were washed with PBS and subsequently homogenized by plunging them through a 100 µm nylon cell strainer. During homogenization, the strainer was rinsed several times with cool sterile PBS. The samples were centrifuged at 1500 rpm for 10 minutes at 2-8°C, the supernatant was discarded and the cell pellet was resuspended in 2 ml ACK red blood cell lysis buffer (1ml buffer per spleen). The cells were incubated in the lysis buffer for 1 min at RT. Then, PBS was added to 40 ml to stop the lysis and the cell suspension was sieved through a fresh strainer (40 µm) and the flow through was collected in a new 50 ml tube. After centrifugation at 1500 rpm for 10 min at 2-8°C the supernatant was discarded and the pellet was resuspended in 5 ml IL-2 supplemented DMEM medium. The cells were incubated overnight at 37°C and 5% CO<sub>2</sub>.

[00159] Prior to pentamer staining, a live/dead (L/D) staining using the Live Dead (L/D) Fixable Yellow Dead Cell Stain Kit by Invitrogen was performed according to the manufacturer's instructions, in order to exclude dead cells by gating on negative population.

[00160] Pentamer staining was performed using Pro5<sup>®</sup> Recombinant MHC Pentamers by Proimmune, Oxford, UK, according to the manufacturer's instructions.

[00161] The following KDR (VEGFR-2) pentamers were used:

H-2Kd - SYQYGTMQTL	<b>KDR-STL</b>
H-2Kd - KYLSYPAPDI	<b>KDR-KDI</b>
H-2Kd - RFVPDGNRI	<b>KDR-RRI</b>
H-2Kd - TYQSIMYIV	<b>KDR-TIV</b>
H-2Kd - DFLTLEHLI	<b>KDR-DLI</b>

[00162] The results of the pentamer staining are shown in Figure 28.

[00163] The number of VEGFR-2 specific CD8<sup>+</sup> cytotoxic T-cells was significantly increased in animals treated with either VXM01 alone or VXM01 plus cyclophosphamide as compared to the empty vector control. The cyclophosphamide treatment together with VXM01 significantly increased the KDR pentamer response as compared to the response obtained with the vaccine VXM01 alone.

[00164] Tumors from 5 mice in each group were analyzed by immuno-histochemistry (IHC).

[00165] For that purpose, the tumors were fixed in 10% neutral buffered formalin for 24 h to 48 h, transferred into ethanol and then embedded in paraffin. The embedded samples were subjected to immunohistochemical staining. The results are graphically depicted in Figures 29 and 30.

[00166] The mean number of T-cells per unit of tissue area was found to be increased in the tumors of mice treated with either VXM01 alone or VXM01 plus cyclophosphamide as compared to the empty vector control. CD3<sup>+</sup> and CD8<sup>+</sup> cell populations were found to be increased approximately three-fold in the tumor samples of mice treated with VXM01 plus cyclophosphamide and approximately two-fold in tumor samples of mice treated with VXM01 alone. Also the CD4<sup>+</sup> T-cell population was increased in VXM01 vaccine treated animals with and without cyclophosphamide pretreatment, with a 1.7 fold increase in the mean number of CD4<sup>+</sup> cells / tissue area in both vaccine groups as compared to the empty vector control.

[00167] Furthermore, the number of PD-1 positive immune cells was increased by a factor of 2.0 and 2.1 and the tumor was enriched in PD-L1-expressing cells upon treatment with VXM01 either as single agent or in combination with cyclophosphamide, clearly indicating that VXM01 treatment might increase the susceptibility of tumors towards the treatment with anti-PD-1 and anti-PD-L1 checkpoint inhibitors.

**Example 4: VXM01 / VXM08 combination study in healthy C56BL/6J mice**

[00168] The aim of this study was to evaluate the capability of VXM01mlow and VXM08hm to trigger an immune response in healthy mice.

[00169] Control VXM0m-empty (*S. typhimurium* vector control with no expression plasmid), vaccine VXM01mlow (*Salmonella typhimurium* harboring a murine VEGFR-2-encoding eukaryotic expression cassette) and vaccine VXM08hm (*Salmonella typhimurium* harboring a human CEA encoding eukaryotic expression cassette) were administered at  $10^8$  CFU/adm in 50  $\mu$ l per application by oral gavage (per os, PO) via a gavage tube. Regardless of animal groups, each animal received pre-dose application buffer PO to neutralize acid in the stomach prior dosing (50  $\mu$ l/animal/application prior to single vaccine administration; 100  $\mu$ l/animal/application prior to combined administration of VXM01 and VXM08). This buffer was composed by dissolution of 2.6 g sodium hydrogen carbonate, 1.7 g L-ascorbic acid and 0.2 g lactose monohydrate in 100 ml of drinking water and was applied within 30 min prior application of VXM0m-empty, VXM01mlow and/or VXM08hm.

[00170] 40 healthy female C57BL/6J mice, 6-7 weeks old, were randomized on day 0 (D0) according to their body weight into 5 groups of 8 animals each using Vivo manager<sup>®</sup> software (Biosystemes, Couteron, France). A statistical test (analysis of variance) was performed to test for homogeneity between groups.

[00171] The treatment schedule was as follows:

[00172] Group 1: The animals from group 1 received a total of 6 PO administrations of VXM0m-empty on D1, D3, D5, D7, D14 and D21.

[00173] Group 2: The animals of group 2 received a total of 6 PO administrations of VXM01mlow on D1, D3, D5, D7, D14 and D21.

[00174] Group 3: The animals of group 3 received a total of 6 PO administrations of VXM08hm on D2, D4, D6, D8, D15 and D22.

[00175] Group 4: The animals of group 4 received a total of 6 PO administrations of VXM01mlow on D2, D4, D6, D8, D15 and D22 and a total of 6 PO administrations of VXM08hm on D2, D4, D6, D8, D15 and D22.

[00176] Group 5: The animals of group 5 received a total of 6 PO administrations of VXM01mlow on D1, D3, D5, D7, D14 and D21 and a total of 6 PO administrations of VXM08hm on D2, D4, D6, D8, D15 and D22.

[00177] The treatment schedule is summarized in Table 2.

Group	No. Mice	Treatment	Dose (CFU/adm)	Volume (μl)	Route	Treatment Schedule
1	8	Empty vector		50	PO	Prime: D1, D3, D5, D7 Boost: D14, D21
2	8	VXM01mlow	$10^8$	50	PO	Prime: D1, D3, D5, D7 Boost: D14, D21
3	8	VXM08hm	$10^8$	50	PO	Prime: D2, D4, D6, D8 Boost: D15, D22
4	8	VXM01mlow	$10^8$	50	PO	Prime: D2, D4, D6, D8 Boost: D15 and D22
		VXM08hm* (concomitant)	$10^8$	50	PO	Prime: D2, D4, D6, D8 Boost: D15, D22
5	8	VXM01mlow	$10^8$	50	PO	Prime: D1, D3, D5, D7 Boost: D14, D21
		VXM08hm (alternate days)	$10^8$	50	PO	Prime: D2, D4, D6, D8 Boost: D15, D22

\*VXM08 was administered just after VMX01, at the same day of application

[00178] On the day of termination (i.e. D29), spleens were collected from all mice (8 samples per group) and placed individually into tubes containing chilled PBS (2-8°C). Immunomonitoring of VEGFR-2 and CEA specific T-cell responses using flow cytometry with pentamers was performed. Pentamer analysis including preceding live/dead staining was performed as described in Example 3.

[00179] The following KDR (VEGFR-2) pentamers were used as a pool mix at same ratio:

H-2Db-VILTNPISM	<b>KDR2</b>
H-2Db-FSNSTNDILI	<b>KDR3</b>

[00180] The following CEA pentamers were used as a pool mix at same ratio:

H-2Db-CGIQNSVSA	<b>CEA-CSA-Penta</b>
H-2Db-LQLSNGNRTL	<b>CEA-LTL-Penta</b>
H-2Db-CGIQNKLSV	<b>CEA-CSV-Penta</b>

[00181] The results of the pentamer staining are shown in Figure 31. The mean frequency of VEGFR-2 (KDR) specific CD8<sup>+</sup> T-cells was 1.71, 4.36 and 2.76-fold higher in mice treated with VXM01mlow, VXM01mlow/VXM08hm (concomitant) and VXM01mlow/VXM08hm (alternate days) respectively than in the control group. Mice treated with VXM01mlow/VXM08hm either concomitantly or on alternate days showed a higher frequency of VEGFR-2 specific CD8<sup>+</sup> T-cells as compared to mice treated with VXM01mlow alone. Although not statistically significant, the synergy was slightly higher when VXM01mlow and VXM08hm vaccine had been applied concomitantly, i.e. the same day as compared to the alternate day regimen.

[00182] The mean frequency of CEA-specific CD8<sup>+</sup> T-cells was 1.29, 2.23 and 1.95-fold higher in mice treated with VXM08hm, VXM01mlow/VXM08hm (concomitant) and VXM01mlow/VXM08hm (alternate days) respectively than in the control group. Mice treated with VXM01mlow/VXM08hm either concomitantly or on alternate days showed a higher frequency of CEA specific CD8<sup>+</sup> T-cells as compared to mice treated with VXM08hm alone. Although not statistically significant, the synergy was slightly higher when VXM01mlow and VXM08hm vaccine had been applied concomitantly, i.e. the same day as compared to the alternate day regimen.

### CLAIMS

1. An attenuated strain of *Salmonella* comprising at least one copy of a DNA molecule comprising an expression cassette encoding a VEGF receptor protein, for use in the treatment of cancer, wherein the treatment further comprises the administration of
  - i) at least one DNA vaccine encoding a tumor antigen or a tumor stroma antigen, particularly selected from at least one further attenuated strain of *Salmonella* comprising at least one copy of a further DNA molecule comprising a further expression cassette encoding a tumor antigen or a tumor stroma antigen, or
  - ii) at least one checkpoint inhibitor, particularly selected from an antibody against PD-1, PD-L1 and CTLA4, or
  - iii) at least one engineered T-cell, comprising at least one tumor antigen binding protein and / or at least one tumor stroma antigen binding protein on its cell surface; or
  - iv) at least one bispecific antibody exhibiting binding specificity for one T-cell surface protein and for a tumor antigen or for a tumor stroma antigen; or
  - v) or any combination thereof.
2. The attenuated strain of *Salmonella* for use according to claim 1, wherein the attenuated strain of *Salmonella* and the at least one further attenuated strain of *Salmonella* are of the species *Salmonella enterica*, particularly wherein the attenuated strain of *Salmonella* and the at least one further attenuated strain of *Salmonella* are *Salmonella typhi* Ty21a.
3. The attenuated strain of *Salmonella* for use according to claim 1 or 2, wherein the expression cassette and the further expression cassette are a eukaryotic

expression cassette, particularly wherein the expression cassette and the further expression cassette comprise a CMV promoter.

4. The attenuated strain of *Salmonella* for use according to any one of the preceding claims, wherein the VEGF receptor protein is selected from the group consisting of human VEGFR-2 having the amino acid sequence as found in SEQ ID NO 1 and a protein that shares at least about 80% sequence identity therewith, particularly wherein human VEGFR-2 has the amino acid sequence as found in SEQ ID NO 1.
5. The attenuated strain of *Salmonella* for use according to any one of the preceding claims, wherein the DNA molecule and the further DNA molecule comprise the kanamycin antibiotic resistance gene, the pMB1 ori, and a CMV promoter, particularly wherein the DNA molecule and the further DNA molecule comprise the DNA sequence as found in SEQ ID NO 2.
6. The attenuated strain of *Salmonella* for use according to any one of the preceding claims, wherein said tumor antigen encoded by said further attenuated strain of *Salmonella* is selected from the group consisting of human Wilms' Tumor Protein (WT1) having the amino acid sequence as found in SEQ ID NO 3 and a protein that shares at least about 80% sequence identity therewith, human Mesothelin (MSLN) having the amino acid sequence as found in SEQ ID NO 4 and a protein that shares at least about 80% sequence identity therewith, human CEA having the amino acid sequence as found in SEQ ID NO 5 and a protein that shares at least about 80% sequence identity therewith, CMV pp65 having the amino acid sequence as found in SEQ ID NO 6 and a protein that shares at least about 80% sequence identity therewith, CMV pp65 having the amino acid sequence as found in SEQ ID NO 7 and a protein that shares at least about 80% sequence identity therewith, and CMV pp65 having the amino acid sequence as found in SEQ ID NO 8 and a protein that shares at least about 80% sequence identity therewith,



particularly wherein human Wilms' Tumor Protein (WT1) has the amino acid sequence as found in SEQ ID NO 3, human Mesothelin (MSLN) has the amino acid sequence as found in SEQ ID NO 4, human CEA has the amino acid sequence as found in SEQ ID NO 5, and CMV pp65 has the amino acid sequence as found in SEQ ID NO 6, SEQ ID NO 7 or SEQ ID NO 8, and wherein said tumor stroma antigen encoded by said further attenuated strain of Salmonella is selected from the group consisting of human fibroblast activation protein (FAP).

7. The attenuated strain of Salmonella for use according to any one of the preceding claims, wherein the attenuated strain of Salmonella is administered simultaneously with or prior to said at least one DNA vaccine encoding a tumor antigen or a tumor stroma antigen, said at least one checkpoint inhibitor, said at least one engineered T-cell and/or said at least one bispecific antibody.
8. The attenuated strain of Salmonella for use according to any one of the preceding claims, wherein the treatment is accompanied by chemotherapy, radiotherapy or biological cancer therapy, particularly wherein the attenuated strain of Salmonella is administered before or during the chemotherapy or the radiotherapy treatment cycle or the biological cancer therapy, or before and during the chemotherapy or the radiotherapy treatment cycle or the biological cancer therapy.
9. The attenuated strain of Salmonella for use according to any one of the preceding claims, wherein the attenuated strain of Salmonella and the at least one further attenuated strain of Salmonella are administered orally.
10. The attenuated strain of Salmonella for use according to any one of the preceding claims, wherein the cancer is selected from colorectal cancer, pancreatic cancer, lung cancer, ovarian cancer, mesothelioma, acute myeloid leukemia, chronic

myeloid leukemia, glioblastoma, gastric cancer, hepatocellular cancer, renal cell cancer, prostate cancer, and cervical cancer.

11. The attenuated strain of *Salmonella* for use according to of any one of the preceding claims, wherein the single dose of the attenuated strain of *Salmonella* and the at least one further attenuated strain of *Salmonella* comprises from about  $10^5$  to about  $10^{11}$ , particularly from about  $10^6$  to about  $10^{10}$ , more particularly from about  $10^6$  to about  $10^9$ , more particularly from about  $10^6$  to about  $10^8$ , most particularly from about  $10^6$  to about  $10^7$  colony forming units (CFU).
12. The attenuated strain of *Salmonella* for use according to any one of the preceding claims, wherein the treatment is individualized cancer immunotherapy comprising the step of assessing the expression pattern of and/or the pre-immune response against said tumor antigen in a patient.
13. A pharmaceutical composition comprising an attenuated strain of *Salmonella* comprising at least one copy of a DNA molecule comprising an expression cassette encoding a VEGF receptor protein, wherein the pharmaceutical composition further comprises at least one further attenuated strain of *Salmonella* comprising at least one copy of a further DNA molecule comprising a further expression cassette encoding a tumor antigen or a tumor stroma antigen.
14. The pharmaceutical composition according to claim 13, wherein the attenuated strain of *Salmonella* and the at least one further attenuated strain of *Salmonella* is *Salmonella typhi* Ty21a, wherein the expression cassette and the further expression cassette is a eukaryotic expression cassette, particularly comprising a CMV promoter, and wherein the VEGF receptor protein is selected from the group consisting of human VEGFR-2 having the amino acid sequence as found in SEQ ID NO 1 and a protein that shares at least about 80% sequence identity therewith,

particularly wherein human VEGFR-2 has the amino acid sequence as found in SEQ ID NO 1.

15. The pharmaceutical composition according to claim 13 or 14, for use as a medicament, particularly for use in the treatment of cancer.

Figure 1

10	20	30	40	50	60
MQSKVLLAVA	LWLCVETRAA	SVGLPSVSLD	LPRLSIQKDI	LTIKANTTLQ	ITCRGQRDL
70	80	90	100	110	120
WLWPNNQSGS	EQRVEVTECS	DGLFCKTLTI	PKVIGNDTGA	YKCFYRETDL	ASVIYVYVQD
130	140	150	160	170	180
YRSPFIASVS	DQHGVVYITE	NKNKTVVIPC	LGSISNLNVS	LCARYPEKRF	VPDGNRISWD
190	200	210	220	230	240
SKKGFTIPSY	MISYAGMVFC	EAKINDESYQ	SIMYIVVVVG	YRIYDVVLSP	SHGIELSVGE
250	260	270	280	290	300
KLVLNCTART	ELNVGIDFNW	EYPSSKHQHK	KLVNRDLKTQ	SGSEMKKFLS	TLTIDGVTRS
310	320	330	340	350	360
DQGLYTCAAS	SGLMTKKNST	FVRVHEKPFV	AFGSGMESLV	EATVGERVRI	PAKYLGYP
370	380	390	400	410	420
EIKWYKNGIP	LESNHTIKAG	HVLTIMEVSE	RTGNYTVIL	TNPISKEKQS	HVVSLVYVP
430	440	450	460	470	480
PQIGEKSLIS	PVDSYQYGT	QTLTCTVYAI	PPPHHWHY	QLEEECANEP	SQAVSVTPY
490	500	510	520	530	540
PCEEWRSVED	FQGGNKIEVN	KNQFALIEGK	NKTVSTLVIQ	AANVSALYKC	EAVNKVGRGE
550	560	570	580	590	600
RVISFHVTRG	PEITLQPD	PTEQESVSLW	CTADRSTFEN	LTWYKLGPQP	LPIHVGELPT
610	620	630	640	650	660
PVCKNLDTLW	KLNATMFSNS	TNDILIMELK	NASLQDQGDY	VCLAQDRKTK	KRHCVVRQLT

Figure 1 (contd.)

670	680	690	700	710	720
VLERVAPTIT	GNLENQTTSI	GESIEVSCTA	SGNPPPQIMW	FKDNETLVED	SGIVLKDGNR.
730	740	750	760	770	780
NLTIRRVKE	DEGLYTCQAC	SVLGCAKVEA	FFIIEGAQEK	TNLEIIILVG	TAVIAMFFWL
790	800	810	820	830	840
LLVIILRTVK	RANGGELKTG	YLSIVMDPDE	LPLDEHCERL	PYDASKWEFP	RDRLKLGKPL
850	860	870	880	890	900
GRGAFGQVIE	ADAFGIDKTA	TCRTVAVKML	KEGATHSEHR	ALMSELKILI	HIGHHLNVVN
910	920	930	940	950	960
LLGACTKPGG	PLMVIVEFCK	FGNLSTYLRS	KRNEFVPYKT	KGARFRQGKD	YVGAIPVDLK
970	980	990	1000	1010	1020
RRLDSITSSQ	SSASSGFVEE	KSLSDVEEEE	APEDLYKDFL	TLEHLICYSF	QVAKGMEFLA
1030	1040	1050	1060	1070	1080
SRKCIHRDLA	ARNILLSEKN	VVKICDFGLA	RDIYKDPDYV	RKGDARLPLK	WMAPETIFDR
1090	1100	1110	1120	1130	1140
VYTIQSDVWS	FGVLLWEIFS	LGASPYPGVK	IDEEFCRRLK	EGTRMRAPDY	TTPEMYQTML
1150	1160	1170	1180	1190	1200
DCWHGEPSQR	PTFSELVEHL	GNULLQANAQQ	DGKDYIVLPI	SETLSMEEDS	GLSLPTSPVS
1210	1220	1230	1240	1250	1260
CMEEEEVCDP	KFHYDNTAGI	SQYLQNSKRK	SRPVSVKTFE	DIPLEEPEVK	VIPDDNQTDS
1270	1280	1290	1300	1310	1320
GMVLASEELK	TLEDRTKLSP	SFGGMVPSKS	RESVASEGSN	QTSGYQSGYH	SDDTDTTVYS

Figure 1 (contd.)

1330	1340	1350
SEEAECLKLI	EIGVQTGSTA	QILQPDSGTT LSSPPV

Figure 2

TGGGCTTTTGCTGGCCTTTTGCTCACATGTTCTTGACTCTTCGCGATGTACGGGGCCA  
GATATACGCGTTGACATTGATTATTGACTAGTTATTAATAGTAATCAATTACGGGGTTC  
ATTAGTTCATAGCCCATATATGGAGTTCCGCGTTACATAACTTACGGTAAATGGCCC  
GCCTGGCTGACCGCCCAACGACCCCCGCCATTGACGTCAATAATGACGTATGTTT  
CCATAGTAACGCCAATAGGGACTTTCCATTGACGTCAATGGGTGGACTATTTACGGT  
AAACTGCCCCACTTGGCAGTACATCAAGTGTATCATATGCCAAGTACGCCCCCTATTG  
ACGTCAATGACGGTAAATGGCCCGCCTGGCATTATGCCCAGTACATGACCTTATGG  
GACTTTTCTACTTGGCAGTACATCTACGTATTAGTCATCGCTATTACCATGGTGATG  
CGGTTTTGGCAGTACATCAATGGGCGTGGATAGCGGTTTGACTCACGGGGATTTC  
AAGTCTCCACCCCATTGACGTCAATGGGAGTTTGTGTTTGGCACCAAATCAACGGG  
ACTTTCCAAATGTCGTAACAACTCCGCCCCATTGACGCAAATGGGCGGTAGGCGT  
GTACGGTGGGAGGTCTATATAAGCAGAGCTCTCTGGCTAACTAGAGAACCCACTGC  
TTACTGGCTTATCGAAATTAATACGACTCACTATAGGGAGACCCAAGCTGGCTAGCC  
TCGAGTCTAGAGGGCCCGTTTAAACCCGCTGATCAGCCTCGACTGTGCCTTCTAGT  
TGCCAGCCATCTGTTGTTTGGCCCTCCCCCGTGCCCTTCCTTGACCCTGGAAGGTGC  
CACTCCCCTGTCTTTCTTAATAAAATGAGGAAATTGCATCGCATTGTCTGAGTAG  
GTGTCATTCTATTCTGGGGGGTGGGGTGGGGCAGGACAGCAAGGGGGGAGGATTG  
GGAAGACAATAGCAGGCATGCTGGGGATGCGGTGGGCTCTATGGCTTCTACTGGG  
CGGTTTTATGGACAGCAAGCGAACCAGGAATTGCCAGCTGGGGCGCCCTCTGGTAA  
GGTTGGGAAGCCCTGCAAAGTAACTGGATGGCTTTCTCGCCGCCAAGGATCTGAT  
GGCGCAGGGGATCAAGCTCTGATCAAGAGACAGGATGAGGATCGTTTCGCATGATT  
GAACAAGATGGATTGCACGCAGGTTCTCCGGCCGCTTGGGTGGAGAGGCTATTCTG  
GCTATGACTGGGCACAACAGACAATCGGCTGCTCTGATGCCGCCGTGTTCCGGCT  
GTCAGCGCAGGGGGCGCCCGGTTCTTTTGTCAAGACCGACCTGTCCGGTGCCCTG  
AATGAACTGCAAGACGAGGCAGCGCGGCTATCGTGGCTGGCCACGACGGGCGTTT  
CTTGCGCAGCTGTGCTCGACGTTGTCACTGAAGCGGGAAGGGACTGGCTGCTATT  
GGGCGAAGTGCCGGGGCAGGATCTCCTGTCATCTCACCTTGCTCCTGCCGAGAAA  
GTATCCATCATGGCTGATGCAATGCGGCGGCTGCATACGCTTGATCCGGCTACCTG  
CCCATTGACACCAAGCGAAACATCGCATCGAGCGAGCACGTA CTGGATGGAA  
GCCGGTCTTGTCGATCAGGATGATCTGGACGAAGAGCATCAGGGGCTCGCGCCAG  
CCGAAGTGTTCGCCAGGCTCAAGGCGAGCATGCCCGACGGCGAGGATCTCGTCGT  
GACCCATGGCGATGCCTGCTTGCCGAATATCATGGTGGAAAATGGCCGCTTTTCTG  
GATTCATCGACTGTGGCCGGCTGGGTGTGGCGGACCGCTATCAGGACATAGCGTT  
GGCTACCCGTGATATTGCTGAAGAGCTTGGCGGGCAATGGGCTGACCGCTTCCTC  
GTGCTTTACGGTATCGCCGCTCCCGATTGCGAGCGCATCGCCTTCTATCGCCTTCT  
TGACGAGTTCTTCTGAATTATTAACGCTTACAATTTCTGATGCGGTATTTTCTCCTT  
ACGCATCTGTGCGGTATTTACACCCGCATACAGGTGGCACTTTTCGGGGAAATGTG  
CGCGGAACCCCTATTTGTTTATTTTCTAAATACATTCAAATATGTATCCGCTCATGA  
GACAATAACCCTGATAAATGCTTCAATAATAGCACGTGCTAAACTTCATTTTTTAATT  
TAAAAGGATCTAGGTGAAGATCCTTTTTGATAATCTCATGACCAAATCCCTTAACGT  
GAGTTTTTCGTTCCACTGAGCGTCAGACCCCCATCAGTGACCAAACAGGAAAAAAC  
GCCCTTAACATGGCCCGCTTTATCAGAAGCCAGACATTAACGCTTCTGGAGAACT  
CAACGAGCTGGACGCGGATGAACAGGCAGACATCTGTGAATCGCTTCACGACCAC

Figure 2 (cont.)

GCTGATGAGCTTTACCGCAGCTGCCTCGCGCGTTTCGGTGATGACGGTGAAAACCT  
CTGACACATGCAGCTCCCGGAGACGGTCACAGCTTGTCTGTAAGCGGATGCCGGG  
AGCAGACAAGCCCGTCAGGGCGCGTCAGCGGGTGTTGGCGGGTGTCGGGGCGCA  
GCCATGACCCAGTCACGTAGCGATAGCGGAGTGTATACTGGCTTAACTATGCGGCA  
TCAGAGCAGATTGTACTGAGAGTGCACCATATGCGGTGTGAAATACCGCACAGATG  
CGTAAGGAGAAAATACCGCATCAGGCGCTCTTCCGCTTCCTCGCTCACTGACTCGC  
TGGCTCGGTGCTTCGGCTGCGGCGAGCGGTATCAGCTCACTCAAAGGCGGTAAT  
ACGGTTATCCACAGAATCAGGGGATAACGCAGGAAAGAACATGTGAGCAAAAGGCC  
AGCAAAAGGCCAGGAACCGTAAAAAGGCCGCGTTGCTGGCGTTTTTCCATAGGCTC  
CGCCCCCTGACGAGCATCACAAAAATCGACGCTCAAGTCAGAGGTGGCGAAACC  
CGACAGGACTATAAAGATACCAGGCGTTTCCCCCTGGAAGCTCCCTCGTGCGCTCT  
CCTGTTCCGACCCTGCCGCTTACCGGATACCTGTCCGCCTTTCTCCCTTCGGGAAG  
CGTGGCGCTTTCTCATAGCTCACGCTGTAGGTATCTCAGTTCGGTGTAGGTCGTTT  
GCTCCAAGCTGGGCTGTGTGCACGAACCCCCCGTTTCAGCCCGACCGCTGCGCCTT  
ATCCGGTAACTATCGTCTTGAGTCCAACCCGGTAAGACACGACTTATCGCCACTGG  
CAGCAGCCACTGGTAACAGGATTAGCAGAGCGAGGTATGTAGGCGGTGCTACAGA  
GTTCTTGAAGTGGTGGCCTAACTACGGCTACACTAGAAGGACAGTATTTGGTATCTG  
CGCTCTGCTGAAGCCAGTTACCTTCGGAAAAAGAGTTGGTAGCTCTTGATCCGGCA  
AACAAACCACCGCTGGTAGCGGTGGTTTTTTTTGTTTGCAAGCAGCAGATTACGCGC  
AGAAAAAAGGATCTCAAGAAGATCCTTTGATC



**Figure 3**

10 20 30 40 50 60  
MGSDVRDLNA LLPAVPSLGG GGGCALPVSG AAQWAPVLDF APPGASAYGS LGGPAPPPAP

70 80 90 100 110 120  
PPPPPPPPHS FIKQEPSWGG AEPHEEQCLS AFTVHFSGQF TGTAGACRYG PFGPPPPSQA

130 140 150 160 170 180  
SSGQARMFPN APYLPSCLES QPAIRNQGYS TVTFDGTPSY GHTPSHHAAQ FPNHSFKHED

190 200 210 220 230 240  
PMGQQGSLGE QQYSVPPPVY GCHTPTDSC T GSQALLLRTP YSSDNLYQMT SQLECM TWNQ

250 260 270 280 290 300  
MNLGATLKG V AAGSSSSV KW TEGQSNHSTG YESDNHTTPI LCGAQYRIHT HGVFRGIQDV

310 320 330 340 350 360  
RRVPGVAPTL VRSASETSEK RPFMCAYPGC NKRYFKLSHL QMHSRKHTGE KPYQCDFKDC

370  
ERRFSRSDQL K

Figure 4

MALPTARPLLGSCGTPALGSLLFLLFSLGWVQPSRTLGETGQEAAPLDGVLANPPNISSLS  
PRQLLGFPCEVSGLSTERVRELAVALAQKNVKLSTEQLRCLAHRLSEPPEDLDALPLDLLL  
FLNPDAFSGPQACTRFFSRITKANVDLLPRGAPERQRLLPAALACWGVRSLLSEADVRL  
GGLACDLPGRFVAESADEVLLPRLVSCPGPLDQDQQAARAALQGGGPPYGPPSTWSVST  
MDALRGLLPVLGQPIIRSIPQGIVAARQRSSRDPSWRQPRTLPRFRREVEKTACPSGK  
KAREIDESLIFYKKWELEACVDAALLATQMDRVNAIPFTYEQLDVLKHKLDELYPQGYPEVI  
QHLGYLFLKMSPEDIRKWNVTSLKALLEVNKGHEMSPQAPRRPLPQVATLIDRFVKGR  
GQLDKDTLDTLTAFYPGYLCSLSPEELSSVPPSSIWAVRPQDLDTCDPRQLDVLYPKARLAF  
QNMNGSEYFVKIQSFLGGAPTEDLKALSQQNVSMDLATFMKLRTDAVLPLTVAEVQKLLGP  
HVEGLKAEERHRPVWDWILRQRQDDLDLGLGLQGGIPNGYLVLDLSMQEALSGTPCLLGP  
GPVLTVLALLLASTLA

Figure 5

MESPSAPPHRWCI PWQRLLLTASLLTFWNPPTTAKLTIESTPFNVAEGKEVLLL VHNLP  
QH LFGYSWYKGERVDG NRQIIGYVIGTQQATPGPAYSGREI IYPNASLLIQNIIQNDTG FY  
TLHVIKSDLVNEEATGQFRVYPELPKPSISSNNSKPVEDKDAVAFTCEPETQDATYLWW  
VNNQSLPVSPRLQLSNGNRRTLTLFNVTRNDTASYKCETQNPVSARRSDSVILNVLYGPD  
APTISPLNTSYRSGENLNLSCHAASNPPAQYSWFVNGTFQQSTQELFIPNITVNNSGSY  
TCQAHNSDTGLNRTTVTTITVYAEPKPFITSNNSNPVEDEDAVALTCEPEIQNTTYLW  
WVNNQSLPVSPRLQLSNDNRRTLTL LSVTRNDVGPYECGIQNKLSVDHSDPVILNVLYGP  
DDPTISPSYTYRPGVNL SLSCHAASNPPAQYSWLIDGNIQQHTQELFISNITEKNSGLY  
TCQANNSASGHSRTTVKTITVSAELPKPSISSNNSKPVEDKDAVAFTCEPEAQNTTYLW  
WVNGQSLPVSPRLQLSNGNRRTLTLFNVTRNDARAYVCGIQNSVSANRSDPVTL DVLYG  
PDTPIISPPDSSYLSGANLNLSCHSASNPS PQYSWRINGIPQQHTQVLFIAKITPNNNGTY  
ACFVSNLATGRNNSIVKSITVSASGTSPGLSAGATVGIMIGVLVGVALI

Figure 6

MESRGRRCPPEMISVLGPISGHVLKAVFSRGDTPVLPHETRLLQTGIHVRVSQPSLILVSQ  
YTPDSTPCHRGDNQLQVQHTYFTGSEVENSVNVHNPTGRSICPSQEPMSIYVYALPL  
KMLNIPSINVHHYPSAAERKHRHLPVADAVIHASGKQMWQARLTVSGLAWTRQQNQW  
KEPDVYYTSAFVFPTKDVALRHVVCAHELVCSMENTRATKMQVIGDQYVKVYLESFCE  
DVPSGKLFMHVTLGSDVEEDLTMTRNPPFMRPHERNGFTVLCPKNMIIKPGKISHIML  
DVAFTSHEHFGLLCPKSIPGLSISGNLLMNGQQIFLEVQAIRETVELRQYDPVAALFFFDI  
DLLLQRGPQYSEHPTFTSQYRIQGKLEYRHTWDRHDEGAAQGDDDVWTSGSDSDEEL  
VTTERKTPRVTGGGAMAGASTSAGRKRKSASSATACTAGVMTRGRLKAESTVAPEED  
TDESDNEIHNPVFTWPPWQAGILARNLVPMVATVQGGQNLKYQEFFWDANDIYRIFA  
ELEGVWQPAAQPKRRRHRQDALPGPCIASTPKKHRG

Figure 7

MESRGRRCPPEMISVLGPISGHVLKAVFSRGDTPVLPHETRLLQTGIHVRVSQPSLILVSQ  
YTPDSTPCHRGDNQLQVQHTYFTGSEVENVSVNVHNPTGRSICPSQEPMSIYVYALPL  
KMLNIPSINVHHYPSAAERKHRHLPVADAVIHASGKQMWQARLTVSGLAWTRQQNQW  
KEPDVYYTSAFVFPTKDVALRHVVCAHELVCSMENTRATKMQVIGDQYVKVYLESFCE  
DVPSGKLFMHVTLGSDVEEDLTMTNRNPQPFMRPHERNGFTVLCPKNMIIKPGKISHIML  
DVAFTSHEHFGLLCPKSIPGLSISGNLLMNGQQIFLEVQAIRETVELRQYDPVAALFFFDI  
DLLLQRGPQYSEHPTFTSQYRIQGKLEYRHTWDRHDEGAAQGDDDVWTSGSDSDEEL  
VTTERKTPRVTGGGAMAGASTSAGRNRKSASSATACTAGVMTRGRLKAESTVAPEED  
TDESDNEIHNPVFTWPPWQAGILARNLVPMVATVQGGQNLKYQEFFWDANDIYRIFA  
ELEGVWQPAAQPKRRRHRQDALPGPCIASTPKKHRG

Figure 8

MESRGRRCPPEMISVLGPISGHVLKAVFSRGDTPVLPHETRLLQTGIHVRVSQPSLILVSQ  
YTPDSTPCHRGDNQLQVQHTYFTGSEVENSVNVHNPTGRSICPSQEPMSIYVYALPL  
KMLNIPSINVHHYPSAAERKHRHLPVADAVIHASGKQMWQARLTVSGLAWTRQQNQW  
KEPDVYYTSAFVFPTKDVALRHVVCAHELVCSEMENTRATKMQVIGDQYVKVYLESFCE  
DVPSGKLFMHVTLGSDVEEDLTMTNRPQPFMRPHERNGFTVLCPKNMIIKPGKISHIML  
DVAFTSHEHFGLLCPKSIPGLSISGNLLMNGQQIFLEVQAIRETVELRQYDPVAALFFFDI  
DLLLQRGPQYSEHPTFTSQYRIQGKLEYRHTWDRHDEGAAQGDDDVWTSGSDSDEEL  
VTTERKTPRVTGGGAMAGASTSAGRNRKSASSATACTAGVMTRGRLKAESTVAPEED  
TDESDNEIHNPVFTWPPWQAGILARNLVPMVATVQGGQNLKYQEFFWDANDIYRIFA  
ELEGVWQPAAQ

Figure 9

atgcagagcaaggtgctgctgcccgtcgccctgtggctctgctgagacccgggcccgcctctgtgggttgccctagtgttct  
 ctgatctgcccaggctcagcatataaaaaagacatacttacaattaaggctaatacaactcttcaaattacttgcaggggac  
 agagggacttgactggcttggcccaataatcagagtggcagtgagcaaaggggtggagggtgactgagtgacgcgatgg  
 cctctctgtaagacactcacaattccaaaagtgatcggaaatgacactggagcctacaagtgcctctaccgggaaactgac  
 ttggcctcggtcatttatgtctatgttcaagattacagatctccatttattgcttctgttagtgaccaacatggagtcgtgtacattact  
 gagaacaaaaacaaaactgtgggtattccatgtctcgggtccatttcaaactcaacgtgtcactttgtcaagatacccaga  
 aaagagattgttctctgatggtaacagaatttctgggacagcaagaagggcttactattcccagctacatgatcagctatgc  
 tggcatggctctctgtgaagcaaaaattaatgatgaaagttaccagtctattatgtacatagttgtcgtgttagggataggattta  
 tgatgtgggtctgagtcctgtcatggaattgaactatctgttggagaaaagcttgccttaaattgtacagcaagaactgaacta  
 aatgtggggattgacttcaactgggaatacccttctcgaagcatcagcataagaactgtaaaccgagacctaaaaacc  
 cagctcgggagtgagatgaagaaattttgagcaccttaactatagatgggtgaacccggagtgaccaaggattgtacacct  
 gtgcagcatccagtgggctgatgaccaagaagaacagcacatttgcaggggtccatgaaaaacctttgttgcctttggaagt  
 ggcatggaatctctggtggaagccacgggtgggggagcgtgtcagaatccctgcgaagtaccttggttaccacccccaga  
 aataaaatggtataaaaatggaatacccttgagtccaatcacacaattaaagcggggcatgtactgacgattatggaagt  
 gagtgaagagacacaggaaattacactgtcatccttaccatccatttcaaaggagaagcagagccatgtggtctctct  
 ggtgtgtatgtcccaccccagattggtgagaaatctctaactctctctgtggattcctaccagtacggcaccactcaaacgct  
 gacatgtacggctctatgccattcctccccgcacatccactggtattggcagttggaggaagagtgcccaacgagccc  
 agccaagctgtctcagtgacaaaccatacccttgtgaagaatggagaagtggtgaggacttccagggaggaaataaaa  
 ttgaagttaataaaaaatcaatttgccttaattgaaggaaaaaacaaaactgtgaagtacccctgttatccaagcggcaaatgtgt  
 cagctttgtacaaatgtgaagcgggtcaacaaagtcgggagaggagagagggtgatctcctccacgtgaccaggggtcct  
 gaaattactttgcaacctgacatgcagccactgagcaggagagcgtgtcttgggtgactgcagacagatctacgtttga  
 gaacctcacatggtacaagcttggcccacagcctctgccaatccatgtgggagagttgccacacctgtttgcaagaacttg  
 gatactctttggaattgaatgccacatgttctctaatagcacaaatgacattttgatcatggagcttaagaatgacatccttgca  
 ggaccaaggagactatgtctgccttgcctcaagacaggaagaccaagaaaagacattgcgtgggtcaggcagctcacagtc  
 ctgagcgtgtggcaccacgatcacaggaaacctggagaatcagacgacaagattggggaaagcatcgaagtctcat  
 gcacggcatctgggaatccccctccacagatcatgtggtttaagataatgagaccctttagaagactcaggcattgtattg  
 aaggatgggaaccggaacctcactatccgcagagtgaaggaaggaggacgaaggcctctacacctgccaggcatgcag  
 tgttcttggtctgtcaaaagtggaggcattttcataatagaagggtgccaggaaaagacgaacttggaaatcattattctagt  
 aggcacggcgggtgattgccatgttctctggctacttctgtcatcatcctacggaccggttaagcggggcaatggaggggaact  
 gaagacaggctactgtccatcgatcatggaatccagatgaactccattggatgaacattgtgaacgactgccttatgatcca  
 gcaaatgggaattccccagagaccggtgaagctaggtgaagcctcttggcgtggtgccttggccaagtattgaagcag  
 atgcctttggaattgacaagacagcaacttgcaggacagtagcagtcacaaatgttgaaagaaggagcaacacacagtga  
 gcatcgagctctcatgtctgaactcaagatcctcattcatattggtcaccatctcaatgtggtcaaccttctaggtgcctgtacca  
 agccaggaggggccactcatggtgattgtggaattctgcaaatgtgaaacctgtccactacctgaggagcaagagaaatg  
 aattgtccctacaagaccaaaaggggcacgattccgtcaagggaagactacgttggagcaatccctgtggtatctgaaa  
 cggcgttggacagcatcaccagtagccagagctcagccagctctggaattgtggaggagaagtcctcagtgatgtaga  
 agaagaggaagctcctgaagatctgtataaggacttctgaccttggagcatctcatctgttacagcttccaagtggctaagg  
 gcatggagttcttggcatcgcaaggttatccacagggacctggcggcacgaaatatcctcttatcggaagaagacgtgg  
 ttaaaatctgtgactttggcttggccgggatatttataaagatccagattatgtcagaaaaggagatgtcgcctcccttgaa  
 atggatggcccagaaaacaattttgacagagtgtacacaatccagagtacgtctggcttcttgggtgtttgctgtggaaata  
 tttccttaggtgcttctccatatcctggggtaaagattgatgaagaattttgtaggcgattgaaagaaggaaactagaatgagg  
 gcccctgattatactacaccagaaatgtaccagaccatgctggactgctggcacggggagcccagtcagagaccacggtt  
 tcagagttggtggaacatttgggaaatcttgcagctaatgctcagcaggatggcaaagactacattgttctccgatatca  
 gagactttgagcatggaagaggattctggactctctgcctacctcacctgttctctgtatggaggaggagggaagtatgtgac  
 cccaaattccattatgacaacacagcaggaatcagtcagatctgcagaacagtaagcgaaagagccggcctgtgagtgt  
 aaaaacatttgaagatatcccggttagaagaaccagaagtaaaagtaatccagatgacaaccagacggacagtggtatg  
 gttcttgccctagaagagctgaaaacttggaaagacagaaccaaaattatctccatcttttgggtggaatgggtgccagcaaaaag  
 caggagctctgtggcatctgaaggctcaaaccagacaagcggctaccagtccggatatcactccgatgacacagacacc  
 accgtgtactccagtgaggaagcagaacttttaaagctgatagagattggagtgcaaaccgggtagcacagcccagattctc  
 cagcctgactcggggaccacactgagctctcctctgtttaa

Figure 10

ATGGACTTCCTCTTGCTGCAGGACCCGGCTTCCACGTGTGTCCCGGAGCCGGCGTCTC  
AGCACACGCTCCGCTCCGGGCCTGGGTGCCTACAGCAGCCAGAGCAGCAGGGAGTCC  
GGGACCCGGGCGGCATCTGGGCCAAGTTAGGCGCCGCCGAGGCCAGCGCTGAACGT  
CTCCAGGGCCGGAGGAGCCGCGGGGCGTCCGGGTCTGAGCCGCAGCAAATGGGCTC  
CGACGTGCGGGACCTGAACGCGCTGCTGCCCGCCGTCCCCTCCCTGGGTGGCGGCG  
GCGGCTGTGCCCTGCCTGTGAGCGGCGCGGCGCAGTGGGCGCCGGTGCTGGACTTTG  
CGCCCCCGGGCGCTTCGGCTTACGGGTCTGTTGGGCGGCCCGCGCCGCCACCGGCT  
CCGCCGCCACCCCCGCCGCCGCCGCCTCACTCCTTCATCAAACAGGAGCCGAGCTGG  
GGCGGCGCGGAGCCGCACGAGGAGCAGTGCCTGAGCGCCTTCACTGTCCACTTTTCC  
GGCCAGTTCAGTGGCACAGCCGGAGCCTGTCGCTACGGGGCCCTTCGGTCTCTCCTCCG  
CCCAGCCAGGCGTCATCCGGCCAGGCCAGGATGTTTCCTAACGCGCCCTACCTGCCCA  
GCTGCCTGGAGAGCCAGCCCGCTATTCGCAATCAGGGTTACAGCACGGTCACCTTCGA  
CGGGACGCCCAGCTACGGTCACACGCCCTCGCACCATGCGGCGCAGTTCCCCAACCA  
CTCATTCAAGCATGAGGATCCCATGGGCCAGCAGGGCTCGCTGGGTGAGCAGCAGTAC  
TCGGTGCCGCCCCCGGTCTATGGCTGCCACACCCCCACCGACAGCTGCACCGGCAGC  
CAGGCTTTGCTGCTGAGGACGCCCTACAGCAGTGACAATTTATACCAAATGACATCCCA  
GCTTGAATGCATGACCTGGAATCAGATGAACTTAGGAGCCACCTTAAAGGGAGTTGCTG  
CTGGGAGCTCCAGCTCAGTGAAATGGACAGAAGGGCAGAGCAACCACAGCACAGGGTA  
CGAGAGCGATAACCACACAACGCCCATCCTCTGCGGAGCCCAATACAGAATACACACG  
CACGGTGTCTTCAGAGGCATTCAGTGA



Figure 11

ATGGCCTTGCCAACGGCTCGACCCCTGTTGGGGTCCTGTGGGACCCCCGCCCTCGGC  
AGCCTCCTGTTCTGCTCTTCAGCCTCGGATGGGTGCAGCCCTCCAGGACCCTGGCTG  
GAGAGACAGGGCAGGAGGCTGCGCCCCTGGACGGAGTCCTGGCCAACCCACCTAACA  
TTTCCAGCCTCTCCCCTCGCCAACCTCCTTGCTTCCCGTGTGCGGAGGTGTCCGGCCT  
GAGCACGGAGCGTGTCCGGGAGCTGGCTGTGGCCTTGGCACAGAAGAATGTCAAGCT  
CTCAACAGAGCAGCTGCGCTGTCTGGCTCACCGGCTCTCTGAGCCCCCGAGGACCTG  
GACGCCCTCCCATTTGACCTGCTGCTATTCTCAACCCAGATGCGTTCTCGGGGCCCC  
AGGCCTGCACCCGTTTCTTCTCCCGCATCACGAAGGCCAATGTGGACCTGCTCCCGAG  
GGGGGCTCCCGAGCGACAGCGGCTGCTGCCTGCGGCTCTGGCCTGCTGGGGTGTGC  
GGGGGTCTCTGCTGAGCGAGGCTGATGTGCGGGCTCTGGGAGGCCTGGCTTGCGACC  
TGCCTGGGCGCTTTGTGGCCGAGTCGGCCGAAGTGCTGCTACCCCGGCTGGTGAGCT  
GCCCCGGGACCCCTGGACCAGGACCAACAGGAGGCAGCCAGGGCGGCTCTGCAGGGC  
GGGGGACCCCCCTACGGCCCCCGCTCGACATGGTCTGTCTCCACGATGGACGCTCTG  
CGGGGCTGCTGCCCCGTGCTGGGCCAGCCCATCATCCGCAGCATCCCGCAGGGCATC  
GTGGCCGCGTGGCGGCAACGCTCCTCTCGGGACCCATCCTGGCGGCAGCCTGAACGG  
ACCATCCTCCGGCCGCGGTTCCGGCGGGAAGTGGAAGAAGACAGCCTGTCCTTCAGGC  
AAGAAGGCCCGCGAGATAGACGAGAGCCTCATCTTCTACAAGAAGTGGGAGCTGGAAG  
CCTGCGTGATGCGGCCCTGCTGGCCACCCAGATGGACCGCGTGAACGCCATCCCCT  
TCACCTACGAGCAGCTGGACGTCTAAAGCATAAACTGGATGAGCTCTACCCACAAGGT  
TACCCCGAGTCTGTGATCCAGCACCTGGGCTACCTCTTCCTCAAGATGAGCCCTGAGG  
ACATTGCAAGTGGAATGTGACGTCCCTGGAGACCCTGAAGGCTTTGCTTGAAGTCAAC  
AAAGGGCACGAAATGAGTCCTCAGGCTCCTCGGCGGCCCTCCACAGGTGGCCACC  
CTGATCGACCGCTTTGTGAAGGGAAGGGGCCAGCTAGACAAAGACACCCTAGACACCC  
TGACCGCCTTCTACCCTGGGTACCTGTGCTCCCTCAGCCCCGAGGAGCTGAGCTCCGT  
GCCCCCAGCAGCATCTGGGCGGTGAGGCCCCAGGACCTGGACACGTGTGACCCAAG  
GCAGCTGGACGTCTCTATCCCAAGGCCCGCCTTGCTTTCCAGAACATGAACGGGTCC  
GAATACTTCGTGAAGATCCAGTCCTTCCTGGGTGGGGCCCCCACGGAGGATTTGAAGG  
CGCTCAGTCAGCAGAATGTGAGCATGGACTTGGCCACGTTTCATGAAGCTGCGGACGGA  
TGCGGTGCTGCCGTTGACTGTGGCTGAGGTGCAGAACTTCTGGGACCCACGTGGAG  
GGCCTGAAGGCGGAGGAGCGGCACCGCCCGGTGCGGGACTGGATCCTACGGCAGCG  
GCAGGACGACCTGGACACGCTGGGGCTGGGGCTACAGGGCGGCATCCCCAACGGCTA  
CCTGGTCCTAGACCTCAGCATGCAAGAGGCCCTCTCGGGGACGCCCTGCCTCCTAGGA  
CCTGGACCTGTTCTCACCGTCCTGGCACTGCTCCTAGCCTCCACCCTGGCCTGA

Figure 12

ATGGAGTCTCCCTCGGCCCCCTCCCCACAGATGGTGCATCCCCTGGCAGAGGCTCC  
TGCTCACAGCCTCACTTCTAACCTTCTGGAACCCGCCACCACTGCCAAGCTCACT  
ATTGAATCCACGCCGTTCAATGTCGCAGAGGGGAAGGAGGTGCTTCTACTTGTCCA  
CAATCTGCCCCAGCATCTTTTTGGCTACAGCTGGTACAAAGGTGAAAGAGTGGATG  
GCAACCGTCAAATTATAGGATATGTAATAGGAACTCAACAAGCTACCCCAAGGGCCC  
GCATACAGTGGTCGAGAGATAATATACCCCAATGCATCCCTGCTGATCCAGAACAT  
CATCCAGAATGACACAGGATTCTACACCCTACACGTCATAAAGTCAGATCTTGTGAA  
TGAAGAAGCAACTGGCCAGTTCCGGGTATACCCGGAGCTGCCCAAGCCCTCCATCT  
CCAGCAACAACCTCCAAACCCGTGGAGGACAAGGATGCTGTGGCCTTCACCTGTGAA  
CCTGAGACTCAGGACGCAACCTACCTGTGGTGGGTAAACAATCAGAGCCTCCCGGT  
CAGTCCCAGGCTGCAGCTGTCCAATGGCAACAGGACCCTCACTCTATTCAATGTCA  
CAAGAAATGACACAGCAAGCTACAAATGTGAAACCCAGAACCCAGTGAGTGCCAGG  
CGCAGTGATTCAGTCATCCTGAATGTCCTCTATGGCCCGGATGCCCCCACCATTTC  
CCCTCTAAACACATCTTACAGATCAGGGGAAAATCTGAACCTCTCCTGCCACGCAG  
CCTCTAACCCACCTGCACAGTACTCTTGGTTTGTCAATGGGACTTTCCAGCAATCCA  
CCCAAGAGCTCTTTATCCCCAACATCACTGTGAATAATAGTGGATCCTATACGTGCC  
AAGCCCATAACTCAGACACTGGCCTCAATAGGACCACAGTCACGACGATCACAGTC  
TATGCAGAGCCACCCAAACCCTTCATCACCAGCAACAACCTCCAACCCCGTGGAGGA  
TGAGGATGCTGTAGCCTTAACCTGTGAACCTGAGATTGAGAACACAACCTACCTGT  
GGTGGGTAAATAATCAGAGCCTCCCGGTGAGTCCCAGGCTGCAGCTGTCCAATGAC  
AACAGGACCCTCACTCTACTCAGTGTCAACAAGGAATGATGTAGGACCCTATGAGTG  
TGGAATCCAGAACAAATTAAGTGTTGACCACAGCGACCCAGTCATCCTGAATGTCCT  
CTATGGCCCAGACGACCCCAACCATTTCCTCCTCATACACCTATTACCGTCCAGGGG  
TGAACCTCAGCCTCTCCTGCCATGCAGCCTCTAACCCACCTGCACAGTATTCTTGG  
CTGATTGATGGGAACATCCAGCAACACACACAAGAGCTCTTTATCTCCAACATCACT  
GAGAAGAACAGCGGACTCTATACCTGCCAGGCCAATAACTCAGCCAGTGGCCACA  
GCAGGACTACAGTCAAGACAATCACAGTCTCTGCGGAGCTGCCCAAGCCCTCCATC  
TCCAGCAACAACCTCCAAACCCGTGGAGGACAAGGATGCTGTGGCCTTCACCTGTGA  
ACCTGAGGCTCAGAACACAACCTACCTGTGGTGGGTAAATGGTCAGAGCCTCCCAG  
TCAGTCCCAGGCTGCAGCTGTCCAATGGCAACAGGACCCTCACTCTATTCAATGTC  
ACAAGAAATGACGCAAGAGCCTATGTATGTGGAATCCAGAACTCAGTGAGTGCAAA  
CCGCAGTGACCCAGTCACCCTGGATGTCCTCTATGGGCCGGACACCCCCATCATTT  
CCCCCCCAGACTCGTCTTACCTTTGCGGAGCGAACCTCAACCTCTCCTGCCACTCG  
GCCTCTAACCCATCCCCGCAGTATTCTTGGCGTATCAATGGGATACCGCAGCAACA  
CACACAAGTTCTCTTTATCGCCAAAATCACGCCAAATAATAACGGGACCTATGCCTG  
TTTTGTCTCTAACTTGGCTACTGGCCGCAATAATTCCATAGTCAAGAGCATCACAGT  
CTCTGCATCTGGAACCTTCTCCTGGTCTCTCAGCTGGGGCCACTGTCGGCATCATGA  
TTGGAGTGCTGGTTGGGGTTGCTCTGATATAG

Figure 13

ATGGAATCCAGGGGGAGGAGGTGTCCGGAGATGATCTCAGTCCTCGGACCGATTA  
GCGGTCACGTGCTCAAAGCGGTCTTCAGCAGAGGAGACACTCCGGTGCTGCCGCA  
CGAAACAAGGCTCCTTCAGACGGGGATACACGTGCGTGTGAGTCAGCCCAGCCTG  
ATCCTCGTGTCTCAATACACCCCTGACAGCACTCCCTGTACAGAGGGGACAACCA  
ACTCCAGGTCCAGCACACCTACTTCACTGGGAGCGAGGTTCGAGAACGTCAGCGTG  
AACGTGCACAACCCACGGGAAGATCAATCTGCCCTAGCCAGGAGCCCATGAGCA  
TCTACGTGTACGCCCTCCCGCTCAAGATGCTCAACATCCCCTCCATCAACGTCCAC  
CACTATCCCTCCGCTGCCGAACGTAAACACCGACACTTGCCAGTTGCGGACGCCGT  
GATACACGCTTCAGGGAAGCAGATGTGGCAAGCCAGGCTTACTGTGAGTGGACTC  
GCCTGGACTAGGCAACAGAACCAGTGGAAGGAGCCCGACGTGTACTACACCAGCG  
CCTTCGTGTTCCCCACAAAAGACGTGCGGCTGCGACATGTGGTGTGCGCTCACGAA  
CTGGTGTGCAGCATGGAGAACACGCGAGCGACCAAGATGCAGGTGATCGGTGACC  
AGTACGTCAAGGTGTACCTGGAGAGCTTCTGCGAGGATGTCCCGTCCGGAAAGCT  
GTTTCATGCACGTGACCCTGGGCAGTGACGTTGAGGAAGACCTGACCATGACGCGT  
AACCCGCAGCCTTTTCATGAGACCGCACGAGAGGAACGGATTCACCGTCCTGTGCC  
CGAAGAACATGATCATCAAGCCCGGCAAGATCAGCCACATCATGCTCGACGTCGCC  
TTCACCTCTCACGAACACTTCGGGCTGCTGTGTCCGAAGAGCATTCCGGGTCTGAG  
CATCTCAGGCAACCTGCTGATGAACGGGCAGCAGATCTTCCTGGAAGTGCAGGCC  
ATAAGGGAGACCGTGGAAGTGAAGGCAGTACGATCCTGTGGCTGCCCTGTTCTTCTT  
CGACATCGACCTCTTGCTGCAAAGGGGTCCACAGTATAGCGAACACCCACCTTCA  
CCTCCCAGTACCGTATCCAGGGCAAGCTGGAGTACCGACACACTTGGGATAGGCA  
CGACGAGGGTGCCGCTCAAGGTGACGACGATGTTTGGACTAGCGGCTCTGATAGC  
GACGAAGAGCTGGTGACCACTGAGCGCAAACTCCAAGAGTTACGGGCGGGCGGCG  
CAATGGCTGGCGCCTCTACTTCCGCGGGAAGGAAaAGGAAAAGCGCGTCTAGCGC  
AACTGCATGCACTGCCGGTGTGATGACAAGGGGGAGACTGAAGGCCGAGAGTACA  
GTGGCTCCGGAAGAGGATACCGACGAGGACTCTGACAACGAGATCCACAACCCCG  
CAGTGTTTACGTGGCCACCTTGGAAGCCGGCATCCTTGCTAGAAACCTGGTGCCC  
ATGGTGGCCACAGTCCAAGGCCAGAACCTGAAGTACCAGGAGTTCTTCTGGGACG  
CCAACGACATCTACCGTATCTTCGCCGAACCTTGAAGGCGTCTGGCAGCCGGCGGC  
TCAACCCAAAAGGAGACGTACAGACAGGACGCGCTTCCCGGACCCTGTATTGCCT  
CTACCCCAAGAAACACCGGGGC

Figure 14

ATGGAATCCAGGGGGAGGAGGTGTCCGGAGATGATCTCAGTCCTCGGACCGATTA  
GCGGTCACGTGCTCAAAGCGGTCTTCAGCAGAGGAGACACTCCGGTGCTGCCGCA  
CGAAACAAGGCTCCTTCAGACGGGGATACACGTGCGTGTGAGTCAGCCCAGCCTG  
ATCCTCGTGTCTCAATACACCCCTGACAGCACTCCCTGTCACAGAGGGGACAACCA  
ACTCCAGGTCCAGCACACCTACTTCACTGGGAGCGAGGTTCGAGAACGTTCAGCGTG  
AACGTGCACAACCCACCGGAAGATCAATCTGCCCTAGCCAGGAGCCCATGAGCA  
TCTACGTGTACGCCCTCCCGCTCAAGATGCTCAACATCCCCTCCATCAACGTCCAC  
CACTATCCCCTCCGCTGCCGAACGTAAACACCGACACTTGCCAGTTGCCGACGCCGT  
GATACACGCTTCAGGGAAGCAGATGTGGCAAGCCAGGCTTACTGTGAGTGGACTC  
GCCTGGACTAGGCAACAGAACCAGTGGAAGGAGCCCGACGTGTACTACACCAGCG  
CCTTCGTGTTCCCCACAAAAGACGTGCGCGCTGCGACATGTGGTGTGCGCTCACGAA  
CTGGTGTGCAGCATGGAGAACACGCGAGCGACCAAGATGCAGGTGATCGGTGACC  
AGTACGTCAAGGTGTACCTGGAGAGCTTCTGCGAGGATGTCCCGTCCGGAAAGCT  
GTTTCATGCACGTGACCCTGGGCAGTGACGTTGAGGAAGACCTGACCATGACGCGT  
AACCCGCAGCCTTTTCATGAGACCGCACGAGAGGAACGGATTACCGTCCCTGTGCC  
CGAAGAACATGATCATCAAGCCCGGCAAGATCAGCCACATCATGCTCGACGTGCGC  
TTCACCTCTCACGAACACTTCGGGCTGCTGTGTCCGAAGAGCATTCCGGGTCTGAG  
CATCTCAGGCAACCTGCTGATGAACGGGCAGCAGATCTTCCTGGAAGTGCAGGCC  
ATAAGGGAGACCGTGGAAGTGAAGGCAGTACGATCCTGTGGCTGCCCTGTTCTTCTT  
CGACATCGACCTCTTGCTGCAAAGGGGTCCACAGTATAGCGAACACCCACCTTCA  
CCTCCCAGTACCGTATCCAGGGCAAGCTGGAGTACCGACACACTTGGGATAGGCA  
CGACGAGGGTGCCGCTCAAGGTGACGACGATGTTTGGACTAGCGGCTCTGATAGC  
GACGAAGAGCTGGTGACCACTGAGCGCAAACTCCAAGAGTTACGGGCGGGCGGCG  
CAATGGCTGGCGCCTCTACTTCCGCGGGAAGGAAcAGGAAAAGCGCGTCTAGCGC  
AACTGCATGCACTGCCGGTGTGATGACAAGGGGGAGACTGAAGGCCGAGAGTACA  
GTGGCTCCGGAAGAGGATACCGACGAGGACTCTGACAACGAGATCCACAACCCCG  
CAGTGTTTACGTGGCCACCTTGGCAAGCCGGCATCCTTGCTAGAAACCTGGTGCCC  
ATGGTGGCCACAGTCCAAGGCCAGAACCTGAAGTACCAGGAGTTCTTCTGGGACG  
CCAACGACATCTACCGTATCTTCGCCGAACCTTGAAGGCGTCTGGCAGCCGGCGGC  
TCAACCCAAAAGGAGACGTACAGACAGGACGCGCTTCCCGGACCCTGTATTGCCT  
CTACCCCAAGAAACACCGGGGC

Figure 15

ATGGAATCCAGGGGGAGGAGGTGTCCGGAGATGATCTCAGTCCTCGGACCGATTA  
GCGGTCACGTGCTCAAAGCGGTCTTCAGCAGAGGAGACACTCCGGTGCTGCCGCA  
CGAAACAAGGCTCCTTCAGACGGGGATACACGTGCGTGTGAGTCAGCCCAGCCTG  
ATCCTCGTGTCTCAATACACCCCTGACAGCACTCCCTGTACAGAGGGGACAACCA  
ACTCCAGGTCCAGCACACCTACTTCACTGGGAGCGAGGTTCGAGAACGTCAGCGTG  
AACGTGCACAACCCACGGGAAGATCAATCTGCCCTAGCCAGGAGCCCATGAGCA  
TCTACGTGTACGCCCTCCCGCTCAAGATGCTCAACATCCCCTCCATCAACGTCCAC  
CACTATCCCTCCGCTGCCGAACGTAAACACCGACACTTGCCAGTTGCGGACGCCGT  
GATACACGCTTCAGGGAAGCAGATGTGGCAAGCCAGGCTTACTGTGAGTGGACTC  
GCCTGGACTAGGCAACAGAACCAGTGGAAGGAGCCCGACGTGTACTACACCAGCG  
CCTTCGTGTTCCCCACAAAAGACGTGCGGCTGCGACATGTGGTGTGCGCTCACGAA  
CTGGTGTGCAGCATGGAGAACACGCGAGCGACCAAGATGCAGGTGATCGGTGACC  
AGTACGTCAAGGTGTACCTGGAGAGCTTCTGCGAGGATGTCCCGTCCGGAAAGCT  
GTTTCATGCACGTGACCCTGGGCAGTGACGTTGAGGAAGACCTGACCATGACGCGT  
AACCCGCAGCCTTTTCATGAGACCGCACGAGAGGAACGGATTCACCGTCCTGTGCC  
CGAAGAACATGATCATCAAGCCCGGCAAGATCAGCCACATCATGCTCGACGTCGCC  
TTCACCTCTCACGAACACTTCGGGCTGCTGTGTCCGAAGAGCATTCCGGGTCTGAG  
CATCTCAGGCAACCTGCTGATGAACGGGCAGCAGATCTTCCTGGAAGTGCAGGCC  
ATAAGGGAGACCGTGGAACCTGAGGCAGTACGATCCTGTGGCTGCCCTGTTCTTCTT  
CGACATCGACCTCTTGCTGCAAAGGGGTCCACAGTATAGCGAACACCCACCTTCA  
CCTCCCAGTACCGTATCCAGGGCAAGCTGGAGTACCGACACACTTGGGATAGGCA  
CGACGAGGGTGCCGCTCAAGGTGACGACGATGTTTGGACTAGCGGCTCTGATAGC  
GACGAAGAGCTGGTGACCACTGAGCGCAAACTCCAAGAGTTACGGGCGGGCGGCG  
CAATGGCTGGCGCCTCTACTTCCGCGGGAAGGAACAGGAAAAGCGCGTCTAGCGC  
AACTGCATGCACTGCCGGTGTGATGACAAGGGGGAGACTGAAGGCCGAGAGTACA  
GTGGCTCCGGAAGAGGATACCGACGAGGACTCTGACAACGAGATCCACAACCCCG  
CAGTGTTTACGTGGCCACCTTGGCAAGCCGGCATCCTTGCTAGAAACCTGGTGCC  
ATGGTGGCCACAGTCCAAGGCCAGAACCTGAAGTACCAGGAGTTCTTCTGGGACG  
CCAACGACATCTACCGTATCTTCGCCGAACCTTGAAGGCGTCTGGCAGCCGGCGGC  
TCAA

Figure 16

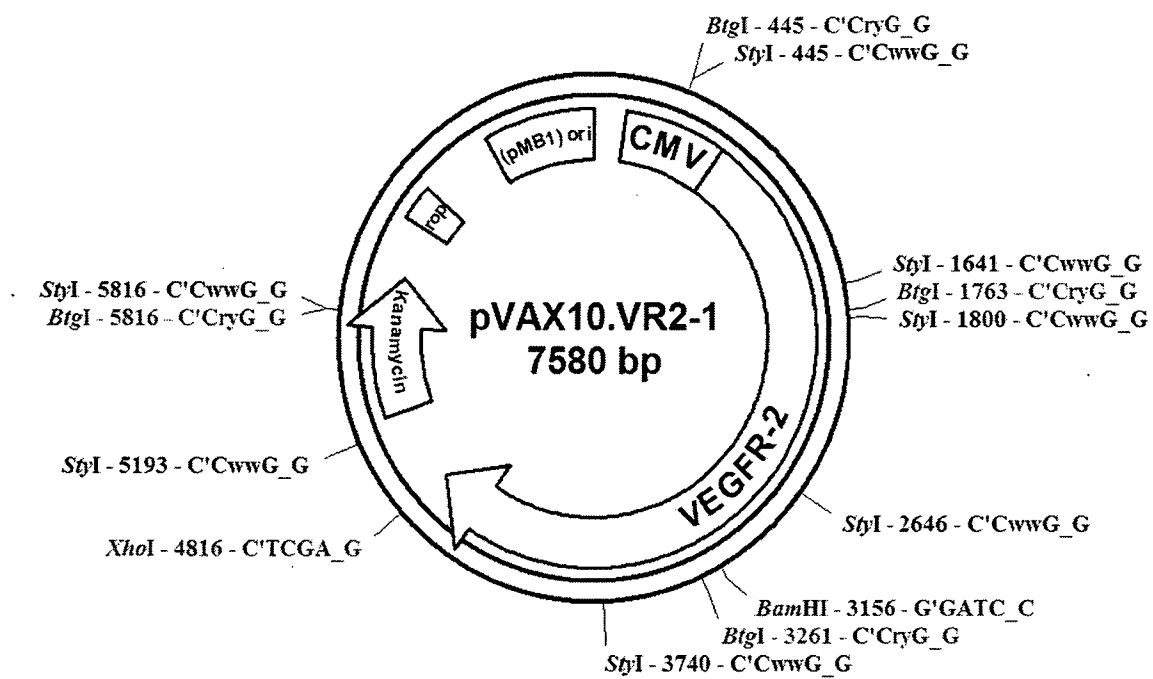


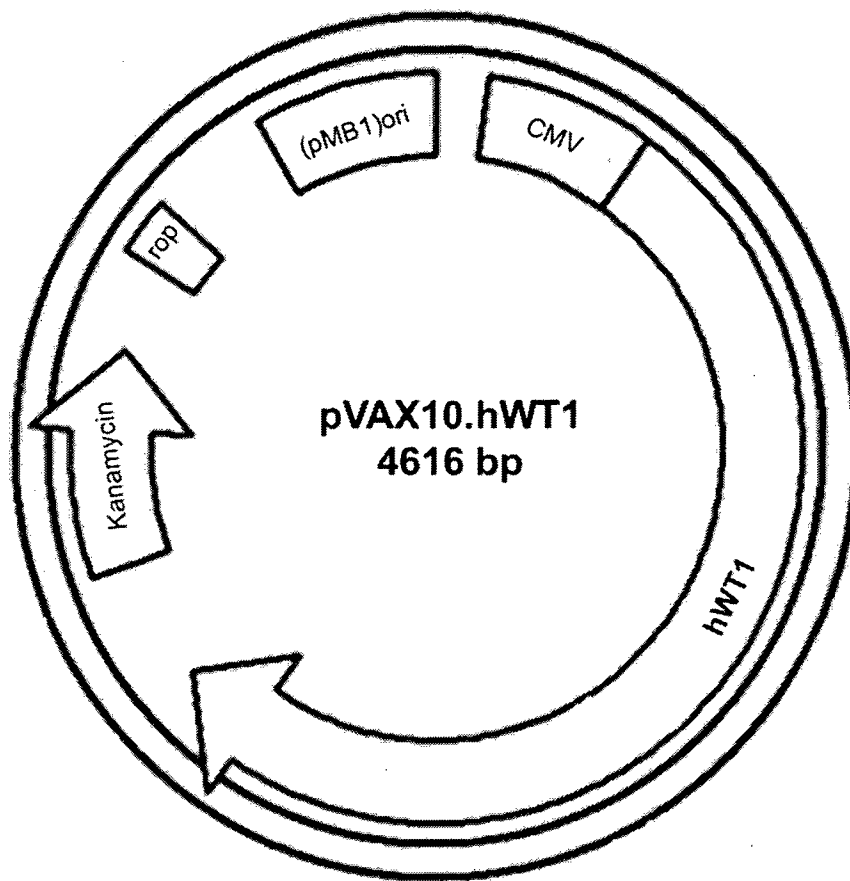
Figure 17

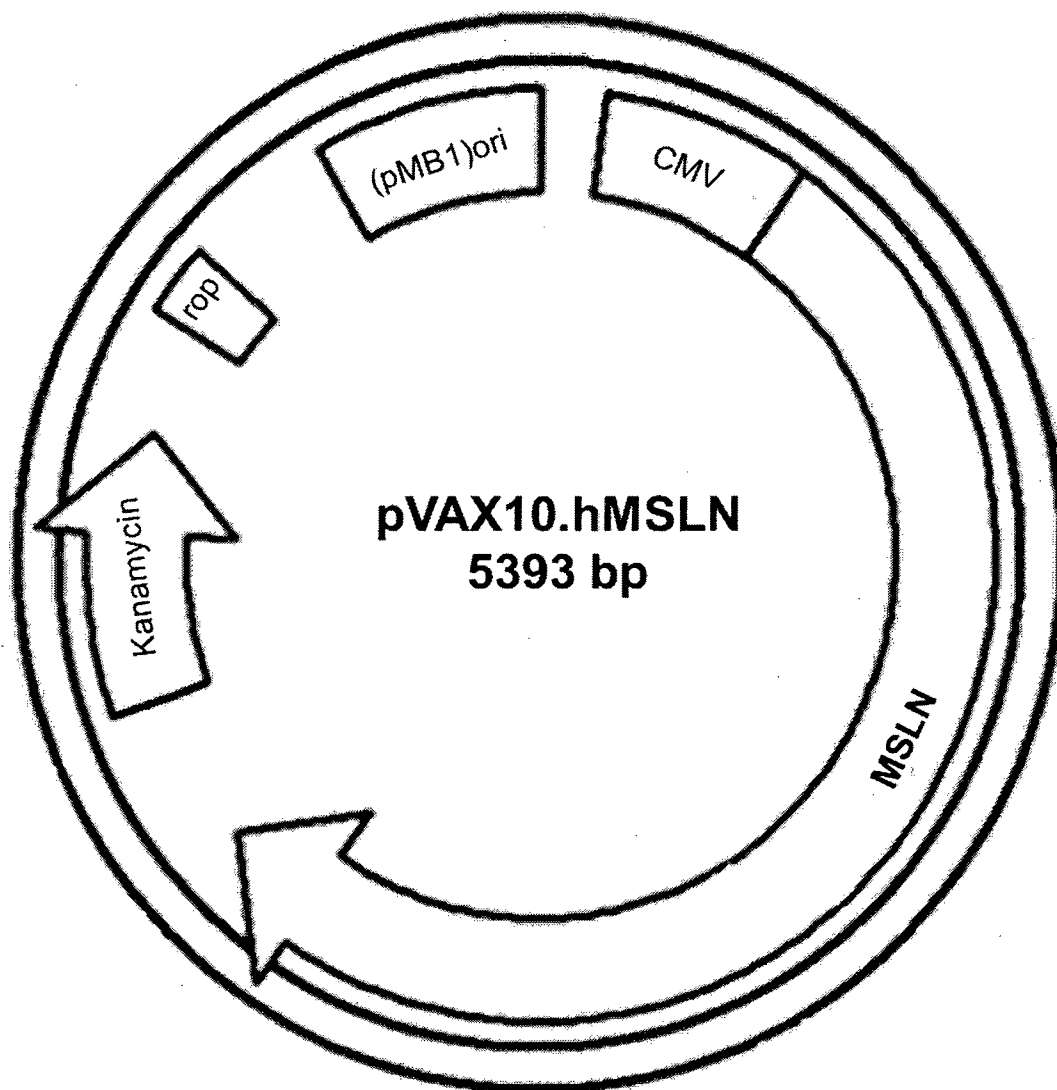
Figure 18



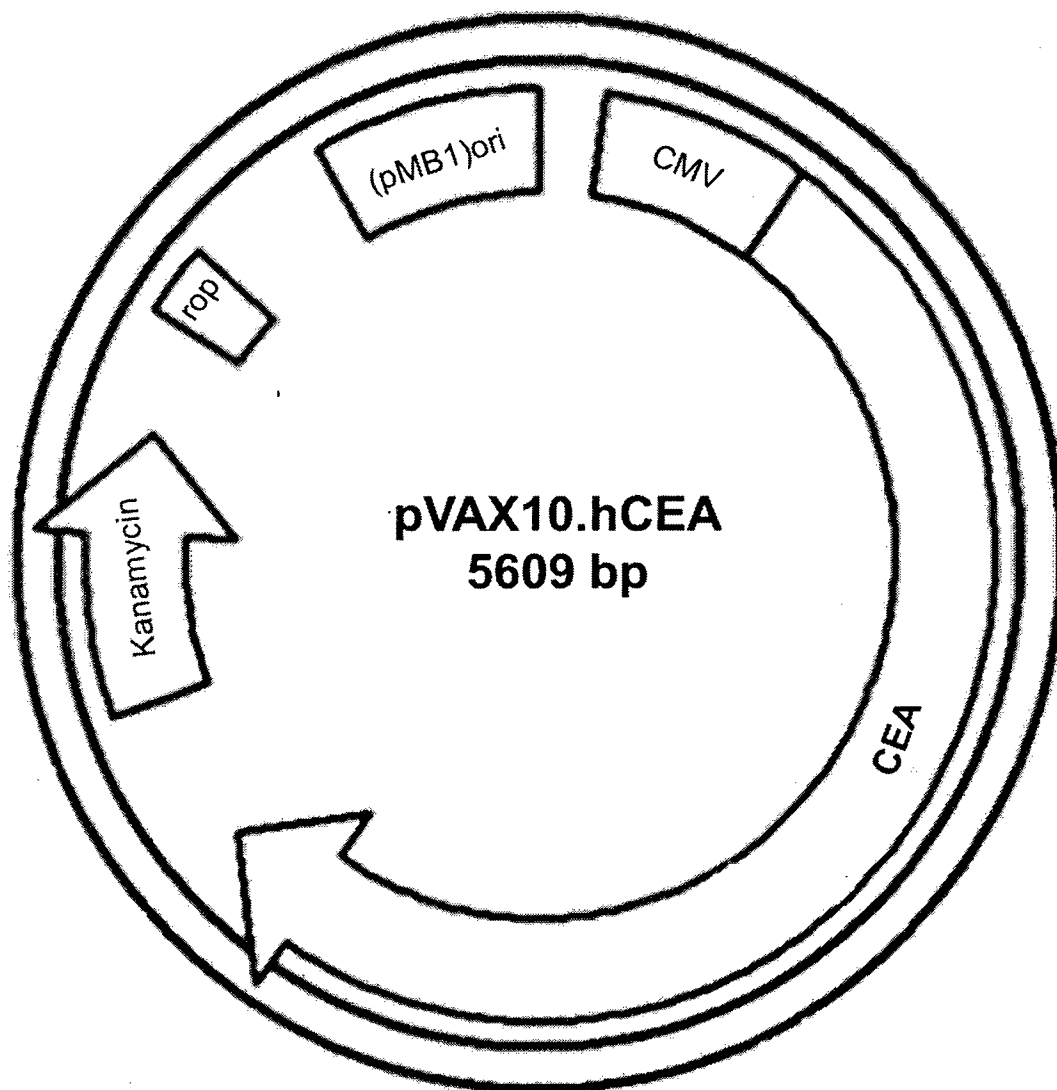
Figure 19

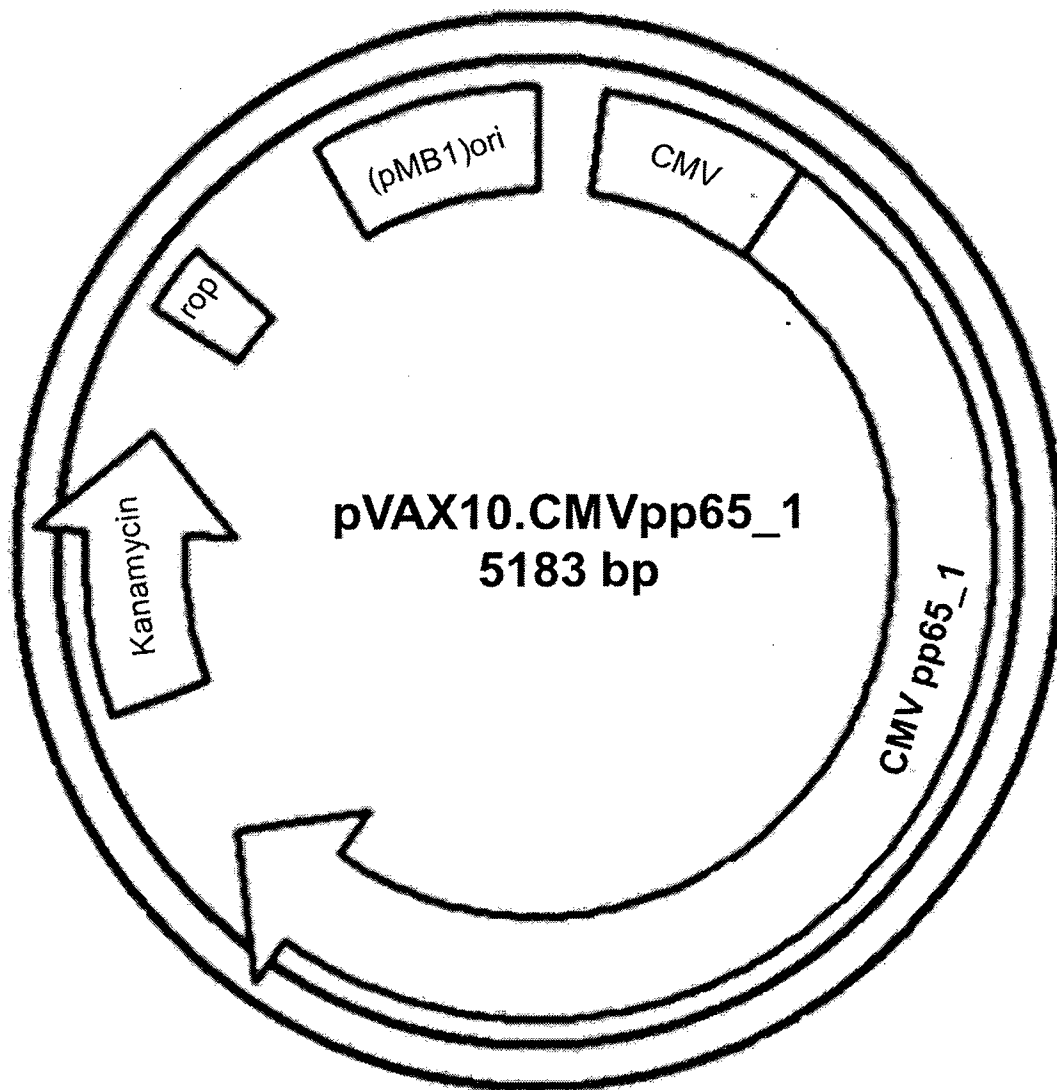
Figure 20

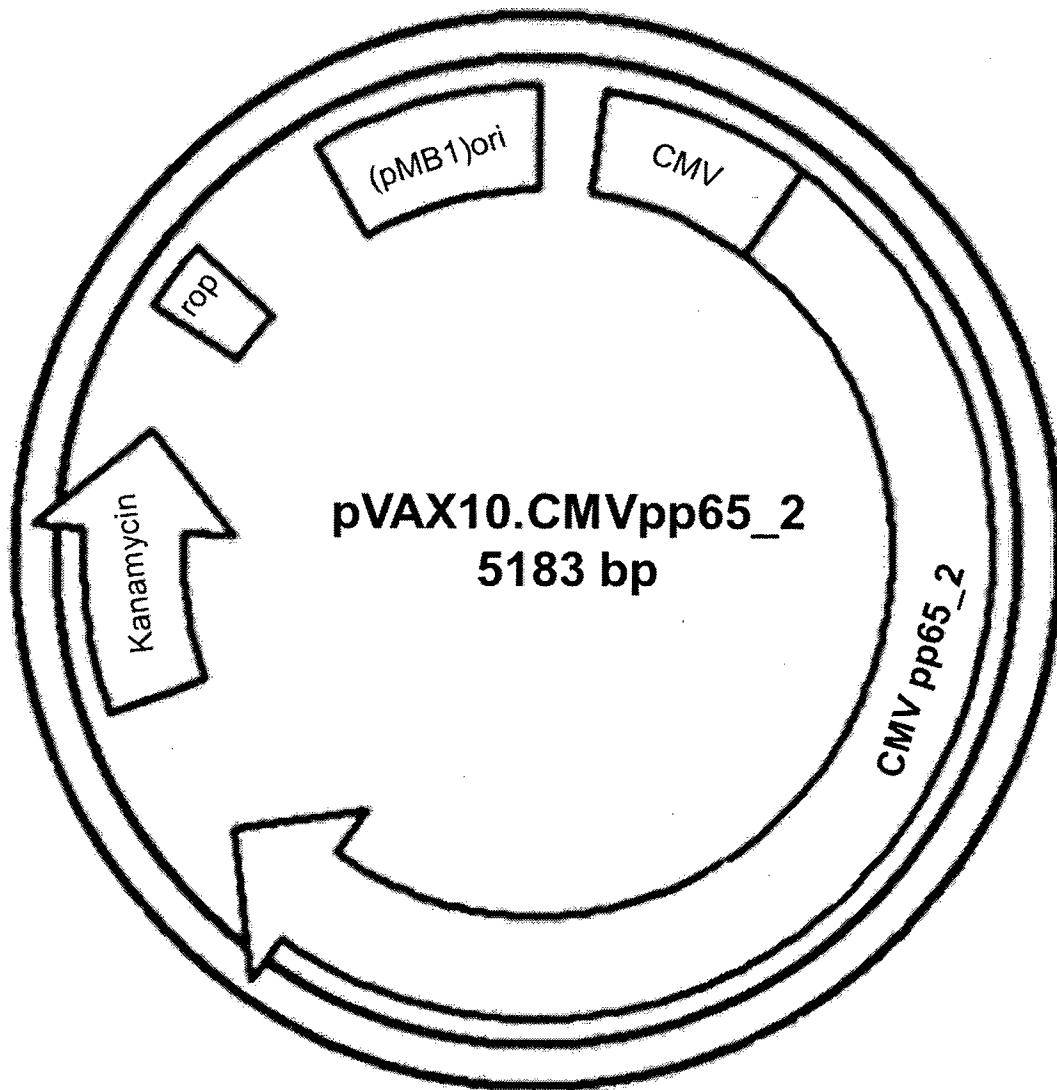
Figure 21

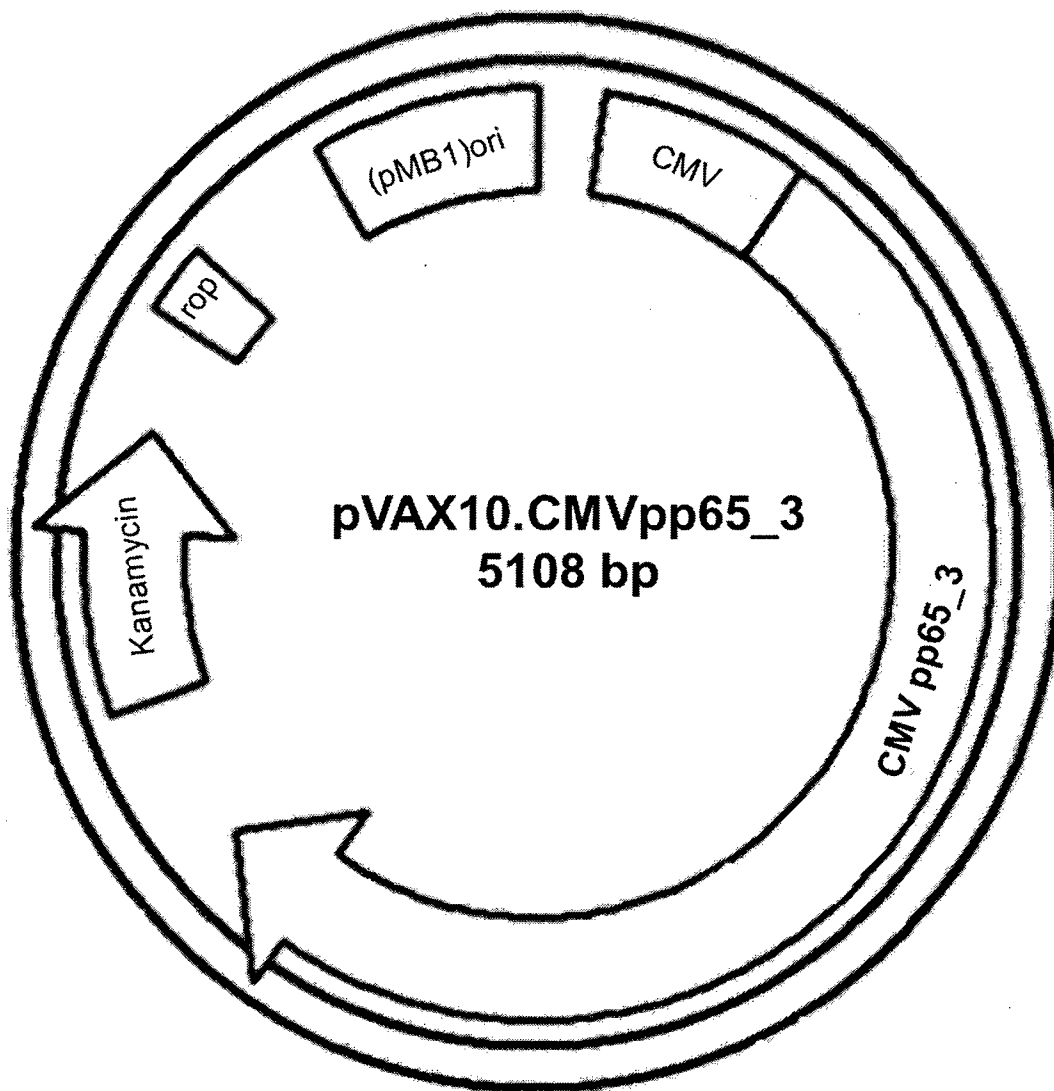
Figure 22

Figure 23

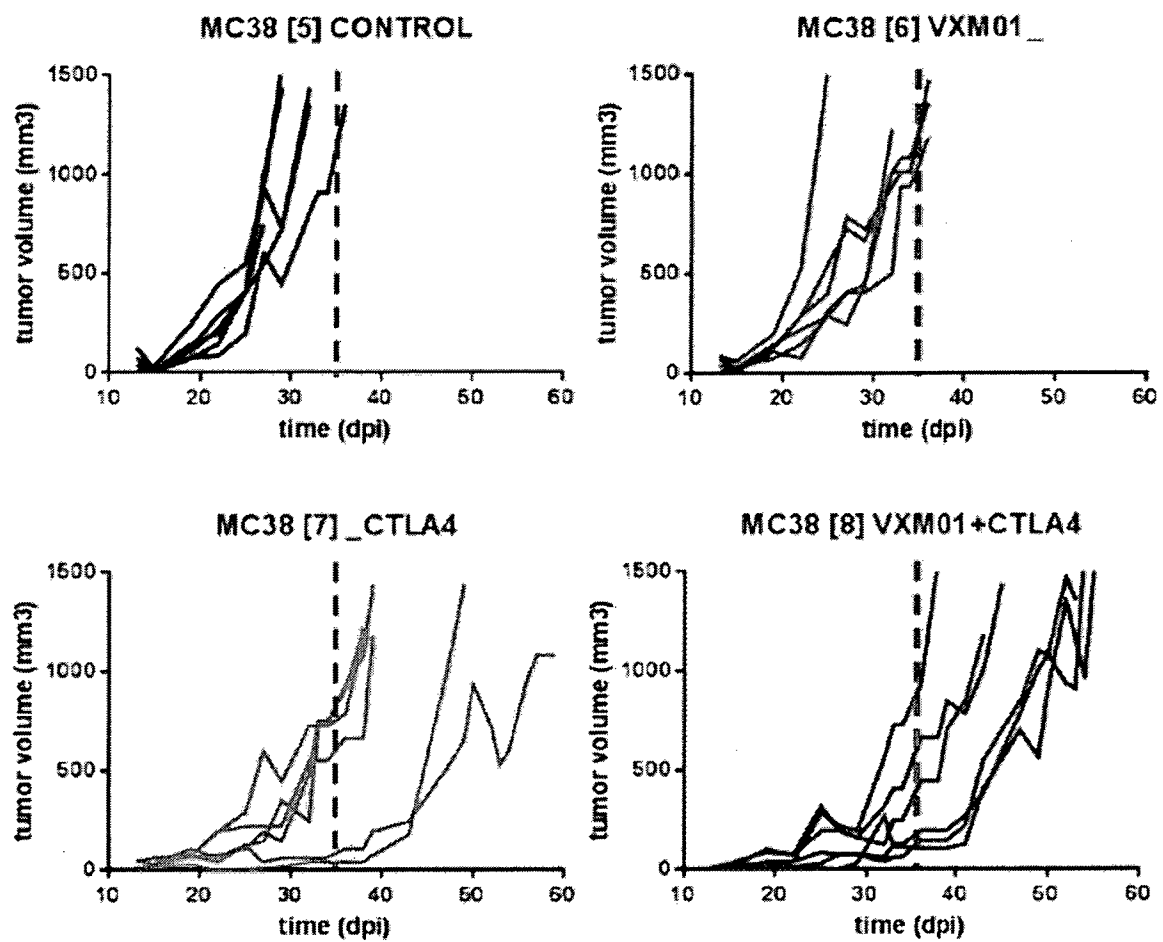


Figure 24

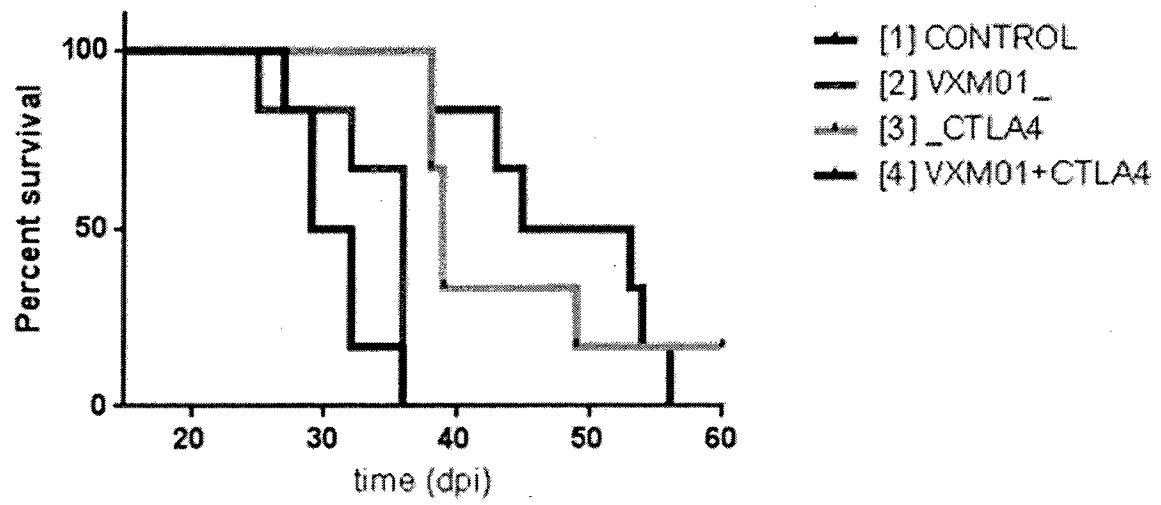


Figure 25

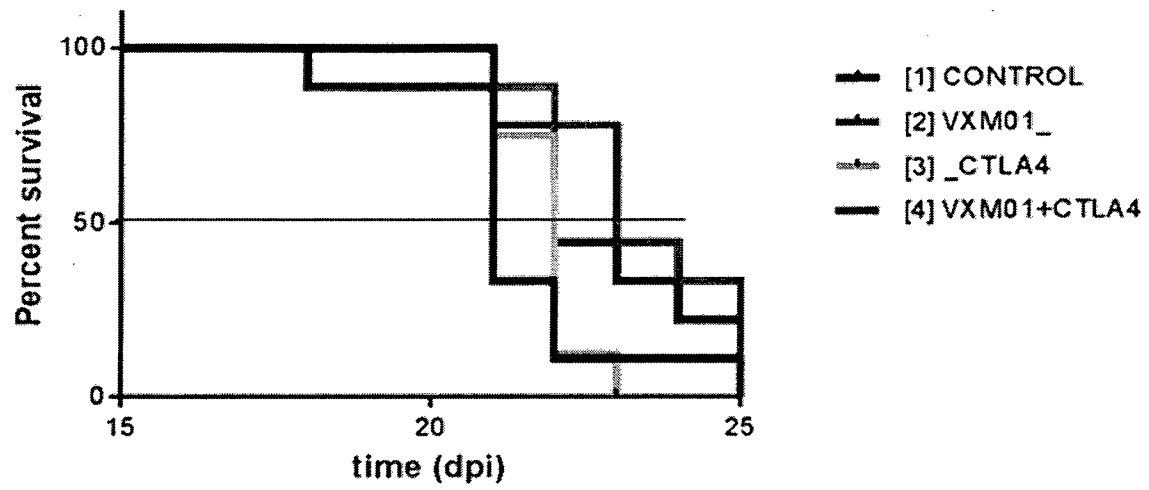


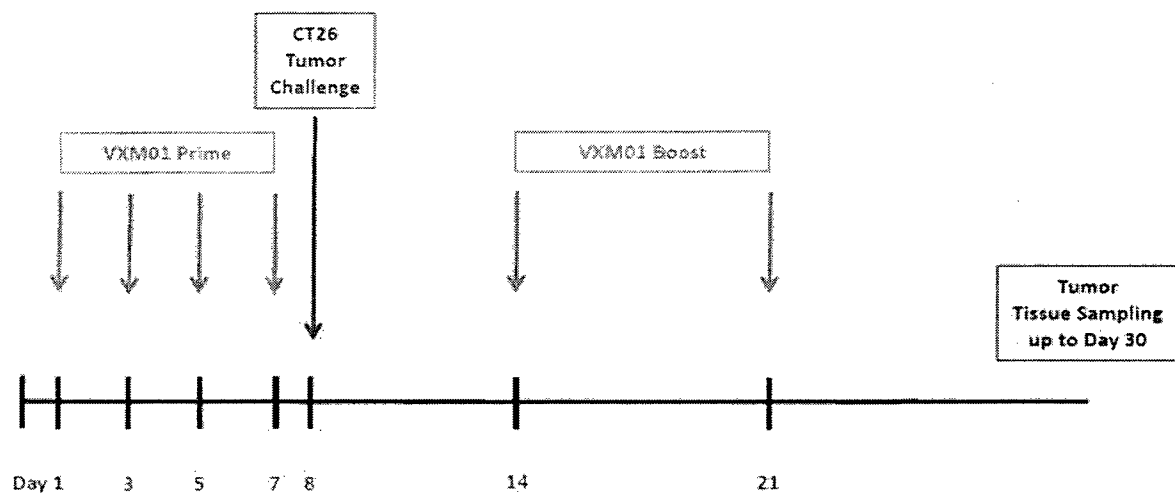
Figure 26



Figure 27

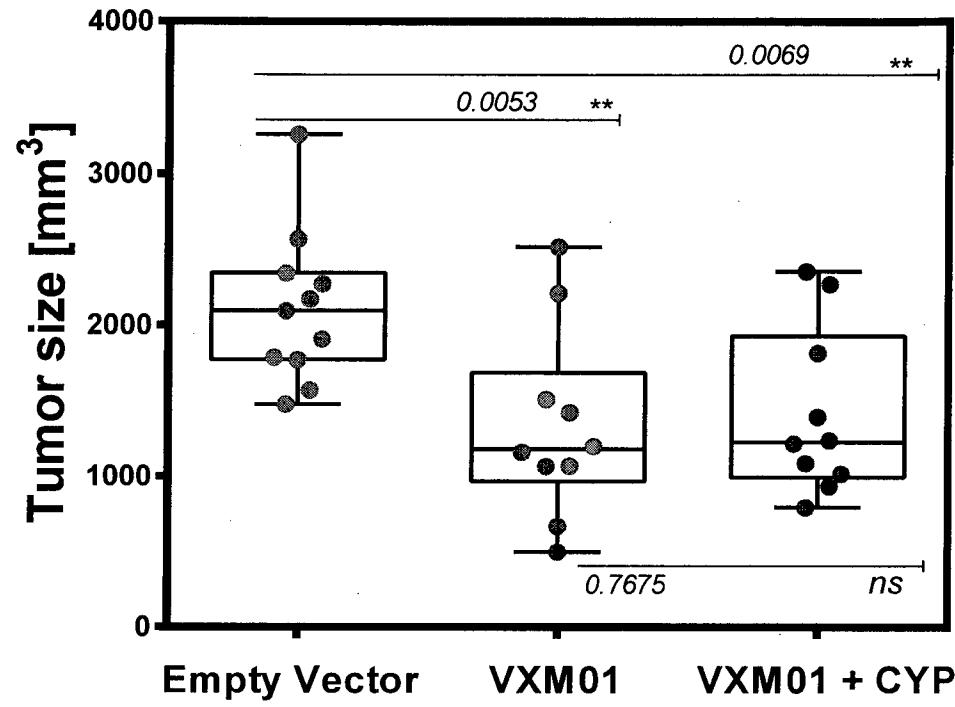


Figure 28

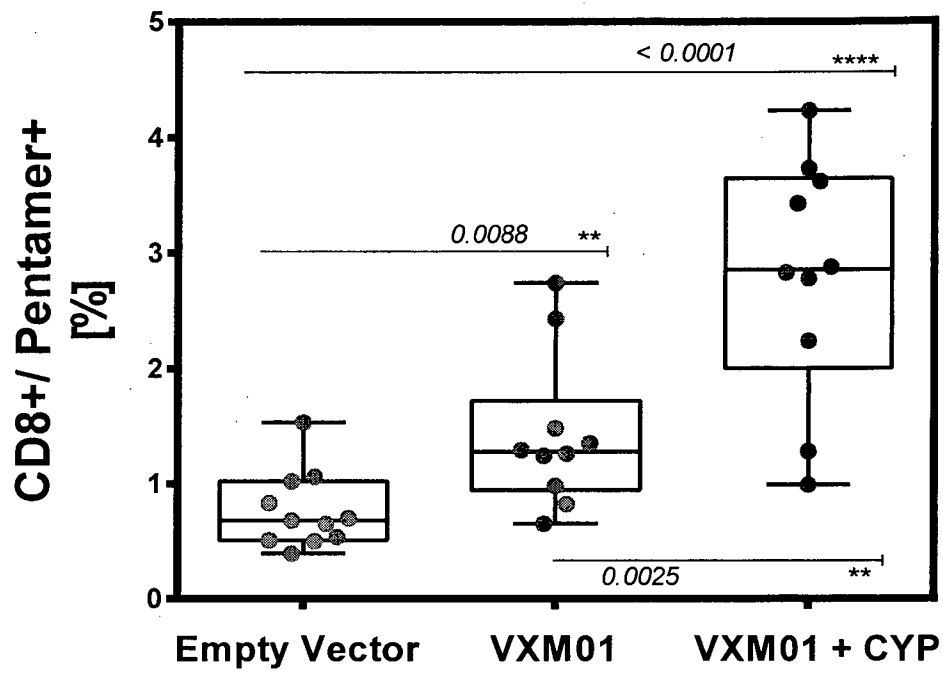


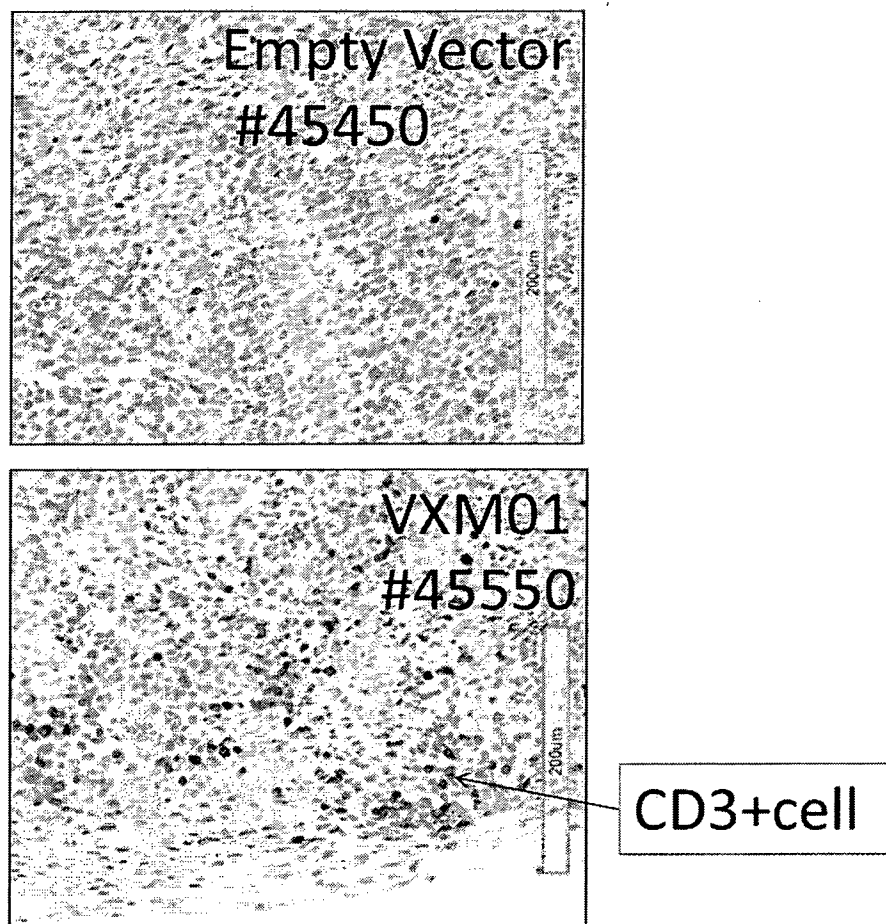
Figure 29

Figure 30

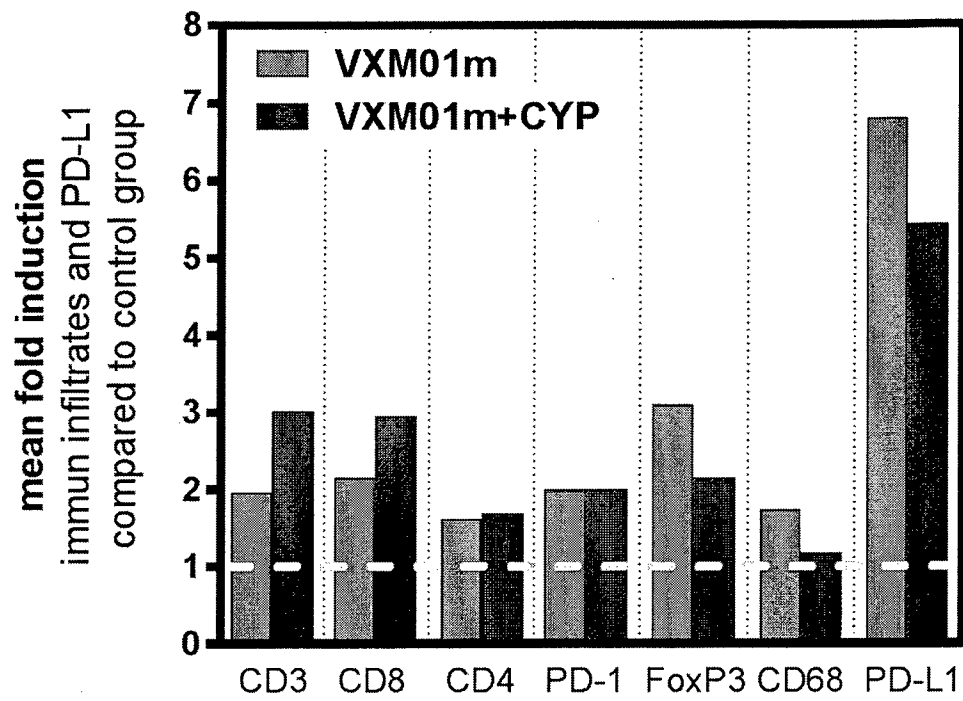
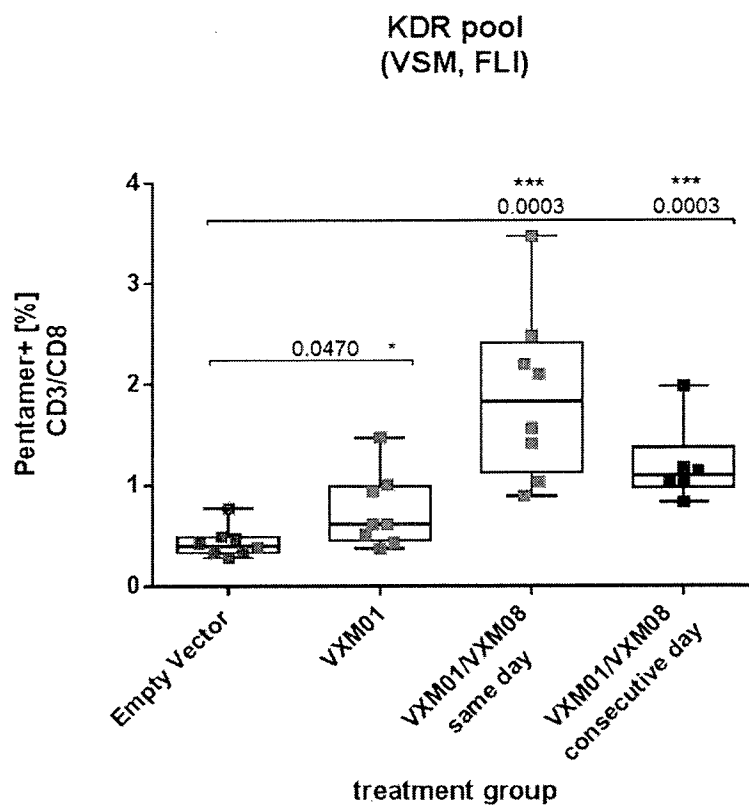
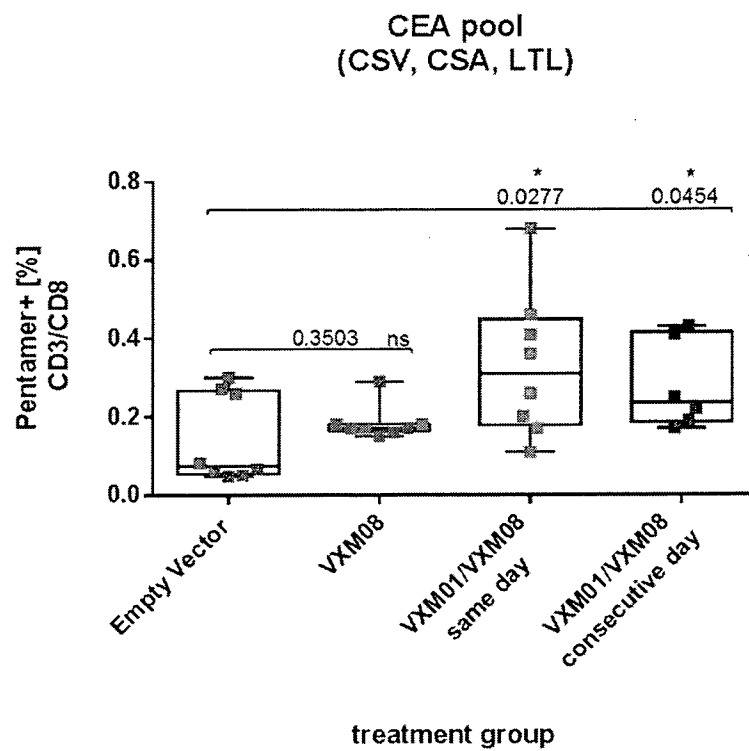


Figure 31



## INTERNATIONAL SEARCH REPORT

International application No  
PCT/EP2016/001004

A. CLASSIFICATION OF SUBJECT MATTER  
INV. A61K39/00 A61K39/39  
ADD.

According to International Patent Classification (IPC) or to both national classification and IPC

## B. FIELDS SEARCHED

Minimum documentation searched (classification system followed by classification symbols)  
A61K

Documentation searched other than minimum documentation to the extent that such documents are included in the fields searched

Electronic data base consulted during the international search (name of data base and, where practicable, search terms used)

EPO-Internal, BIOSIS, EMBASE, WPI Data

## C. DOCUMENTS CONSIDERED TO BE RELEVANT

Category*	Citation of document, with indication, where appropriate, of the relevant passages	Relevant to claim No.
X	WO 2014/005683 A1 (VAXIMM AG [CH]) 9 January 2014 (2014-01-09) cited in the application paragraph [0010] paragraph [0082] - paragraph [0096] -----	1-15
A	WO 2014/173542 A1 (VAXIMM AG [CH]) 30 October 2014 (2014-10-30) cited in the application paragraph [0070] - paragraph [0076] paragraph [0089] paragraph [00121] page 4 - page 5 -----	1-15



Further documents are listed in the continuation of Box C.



See patent family annex.

\* Special categories of cited documents :

"A" document defining the general state of the art which is not considered to be of particular relevance

"E" earlier application or patent but published on or after the international filing date

"L" document which may throw doubts on priority claim(s) or which is cited to establish the publication date of another citation or other special reason (as specified)

"O" document referring to an oral disclosure, use, exhibition or other means

"P" document published prior to the international filing date but later than the priority date claimed

"T" later document published after the international filing date or priority date and not in conflict with the application but cited to understand the principle or theory underlying the invention

"X" document of particular relevance; the claimed invention cannot be considered novel or cannot be considered to involve an inventive step when the document is taken alone

"Y" document of particular relevance; the claimed invention cannot be considered to involve an inventive step when the document is combined with one or more other such documents, such combination being obvious to a person skilled in the art

"&" document member of the same patent family

Date of the actual completion of the international search

29 July 2016

Date of mailing of the international search report

10/08/2016

Name and mailing address of the ISA/

European Patent Office, P.B. 5818 Patentlaan 2  
NL - 2280 HV Rijswijk  
Tel. (+31-70) 340-2040,  
Fax: (+31-70) 340-3016

Authorized officer

Mata Vicente, Teresa

# INTERNATIONAL SEARCH REPORT

International application No.  
PCT/EP2016/001004

## Box No. II Observations where certain claims were found unsearchable (Continuation of item 2 of first sheet)

This international search report has not been established in respect of certain claims under Article 17(2)(a) for the following reasons:

1. ☐ Claims Nos.:  
because they relate to subject matter not required to be searched by this Authority, namely:
2. ☒ Claims Nos.: 1-15(partially)  
because they relate to parts of the international application that do not comply with the prescribed requirements to such an extent that no meaningful international search can be carried out, specifically:  
see FURTHER INFORMATION sheet PCT/ISA/210
3. ☐ Claims Nos.:  
because they are dependent claims and are not drafted in accordance with the second and third sentences of Rule 6.4(a).

## Box No. III Observations where unity of invention is lacking (Continuation of item 3 of first sheet)

This International Searching Authority found multiple inventions in this international application, as follows:

1. ☐ As all required additional search fees were timely paid by the applicant, this international search report covers all searchable claims.
2. ☐ As all searchable claims could be searched without effort justifying an additional fees, this Authority did not invite payment of additional fees.
3. ☐ As only some of the required additional search fees were timely paid by the applicant, this international search report covers only those claims for which fees were paid, specifically claims Nos.:
4. ☐ No required additional search fees were timely paid by the applicant. Consequently, this international search report is restricted to the invention first mentioned in the claims; it is covered by claims Nos.:

### Remark on Protest

- ☐ The additional search fees were accompanied by the applicant's protest and, where applicable, the payment of a protest fee.
- ☐ The additional search fees were accompanied by the applicant's protest but the applicable protest fee was not paid within the time limit specified in the invitation.
- ☐ No protest accompanied the payment of additional search fees.

**FURTHER INFORMATION CONTINUED FROM PCT/ISA/ 210**

Continuation of Box II.2

Claims Nos.: 1-15(partially)

Present claims 1-15 relate -in part- to an extremely large number of possible compounds (checkpoint inhibitors). Support and disclosure in the sense of Article 6 and 5 PCT is to be found however for only a very small proportion of the compounds claimed, that is, for the antibodies against PD-1, antibodies against PD-L1 and antibodies against CTLA4. The non-compliance with the substantive provisions is to such an extent, that the search was performed taking into consideration the non-compliance in determining the extent of the search of said claims (PCT Guidelines 9.19 and 9.23). Consequently, the search of the above mentioned claims was restricted to those claimed compounds methods which appear to be supported and sufficiently disclosed, i.e. antibodies against PD-1, antibodies against PD-L1 and antibodies against CTLA4.

The applicant's attention is drawn to the fact that claims relating to inventions in respect of which no international search report has been established need not be the subject of an international preliminary examination (Rule 66.1(e) PCT). The applicant is advised that the EPO policy when acting as an International Preliminary Examining Authority is normally not to carry out a preliminary examination on matter which has not been searched. This is the case irrespective of whether or not the claims are amended following receipt of the search report or during any Chapter II procedure. If the application proceeds into the regional phase before the EPO, the applicant is reminded that a search may be carried out during examination before the EPO (see EPO Guidelines C-IV, 7.2), should the problems which led to the Article 17(2) declaration be overcome.



# INTERNATIONAL SEARCH REPORT

Information on patent family members

International application No

PCT/EP2016/001004

Patent document cited in search report	Publication date	Patent family member(s)	Publication date
WO 2014005683 A1	09-01-2014	AU 2013286335 A1	29-01-2015
		CA 2877938 A1	09-01-2014
		CN 104519908 A	15-04-2015
		EP 2869836 A1	13-05-2015
		JP 2015522263 A	06-08-2015
		KR 20150036361 A	07-04-2015
		SG 11201500054Q A	30-03-2015
		US 2015165011 A1	18-06-2015
		WO 2014005683 A1	09-01-2014
-----			
WO 2014173542 A1	30-10-2014	AU 2014256457 A1	05-11-2015
		CA 2910213 A1	30-10-2014
		CN 105246496 A	13-01-2016
		EP 2988762 A1	02-03-2016
		JP 2016518835 A	30-06-2016
		SG 11201508521S A	27-11-2015
		US 2016068801 A1	10-03-2016
		WO 2014173542 A1	30-10-2014
-----			