



US00D737416S

(12) **United States Design Patent**
Ahmes et al.

(10) **Patent No.:** **US D737,416 S**

(45) **Date of Patent:** **** Aug. 25, 2015**

(54) **EXPANDED SPACE SHOWER TUB AND BATHTUB**

(71) Applicants: **Bruce Ahmes**, St. James, NY (US);
Ryan Ahmes, Brightwaters, NY (US);
Kenneth Piccininni, Hauppauge, NY (US)

(72) Inventors: **Bruce Ahmes**, St. James, NY (US);
Ryan Ahmes, Brightwaters, NY (US);
Kenneth Piccininni, Hauppauge, NY (US)

(73) Assignee: **Brak Tub Corp.**, Brightwaters, NY (US)

(**) Term: **14 Years**

(21) Appl. No.: **29/521,732**

(22) Filed: **Mar. 26, 2015**

(51) **LOC (10) Cl.** **23-02**

(52) **U.S. Cl.**
USPC **D23/277**

(58) **Field of Classification Search**
USPC D23/273, 275–280.4, 304–307
CPC A47K 3/02
See application file for complete search history.

(56) **References Cited**

U.S. PATENT DOCUMENTS

531,710 A 1/1895 Wheeler
D25,896 S 8/1896 Arrott

(Continued)

FOREIGN PATENT DOCUMENTS

JP 2012228406 A 11/2012

Primary Examiner — Robert Delehanty

(74) Attorney, Agent, or Firm — Alfred M Walker

(57) **CLAIM**

We claim the ornamental design for an expanded space shower tub and bathtub, as shown and described.

DESCRIPTION

FIG. 1 is a rear perspective view of the expanded space shower tub and bathtub, shown with an inwardly cantilevered apron deck;

FIG. 2 is a front perspective view of the expanded space shower tub and bathtub, shown with an inwardly cantilevered apron deck;

FIG. 3 is a front elevation view of the expanded space shower tub and bathtub;

FIG. 4 is a rear elevation view of the expanded space shower tub and bathtub, showing dashed lines for the disclaimed rear wall, which is shown for environmental purposes;

FIG. 5 is a left side end elevation view of the expanded space shower tub and bathtub; showing dashed circular lines for the disclaimed trip lever hole, which is shown for environmental purposes;

FIG. 6 is a right side end elevation view of the expanded space shower tub and bathtub;

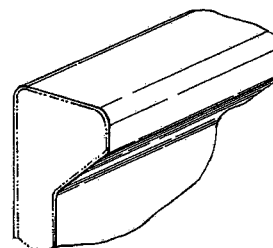
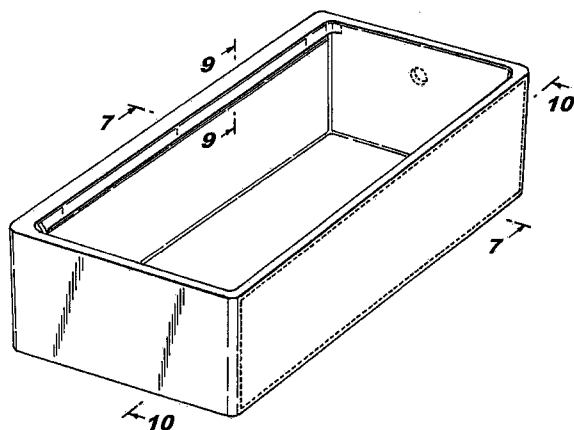
FIG. 7 is a crosssectional right side end view of the expanded space shower tub and bathtub; shown with an inwardly cantilevered apron deck, showing dashed circular lines for the disclaimed trip lever hole, which is shown for environmental purposes, and where this view is taken along directional arrow view lines “7-7” shown in FIG. 1;

FIG. 8 is a top plan view of the expanded space shower tub and bathtub, shown with an inwardly cantilevered apron deck and angled back rest, and also showing dashed circular lines for the disclaimed drain hole and dashed oval lines for the disclaimed trip lever hole, which are shown for environmental purposes;

FIG. 9 is a close-up perspective crosssectional detail view of a portion of the inwardly cantilevered apron deck portion of the expanded space shower tub and bathtub, and where this view is taken along directional arrow view lines “9-9” shown in FIG. 1; and,

FIG. 10 is a rear crosssectional view of the expanded space shower tub and bathtub, shown with an inwardly cantilevered apron deck and angled back rest, and where this view is taken along directional arrow view lines “10-10” shown in FIG. 1. The depiction of the rear wall, trip lever hole and drain hole, shown in dashed lines on the expanded space shower tub and bathtub, are shown for environmental purposes, and form no part of the claimed design.

1 Claim, 5 Drawing Sheets



(56)

References Cited

U.S. PATENT DOCUMENTS

D73,911 S 11/1927 Henricks
 1,811,896 A 6/1931 Ross
 D119,528 S * 3/1940 Wendland D23/277
 D119,781 S 3/1940 Wendland
 2,431,475 A 11/1947 Gruen
 2,841,795 A 7/1958 Pelicano
 D199,781 S 12/1964 Clavarino
 D212,452 S 10/1968 De Vane
 D236,619 S 9/1975 Powell
 4,099,280 A * 7/1978 Hoppe et al. 114/357
 D253,368 S * 11/1979 Johansson D23/280.2
 4,316,294 A 2/1982 Baldwin

D266,947 S * 11/1982 Topete D23/277
 D279,028 S 5/1985 Kohler, Jr. et al.
 D335,701 S 5/1993 Zaccai et al.
 5,758,369 A 6/1998 Takahashi et al.
 5,911,943 A * 6/1999 Minghetti et al. 264/516
 7,299,509 B1 11/2007 Neidich et al.
 D577,108 S * 9/2008 Piatt D23/277
 D600,330 S 9/2009 Barba et al.
 D619,685 S 7/2010 Hoernig et al.
 D633,603 S 3/2011 Su
 D694,865 S * 12/2013 Licini D23/277
 D697,182 S * 1/2014 Lutz D23/277
 D709,598 S 7/2014 Dupras
 2005/0246830 A1 * 11/2005 Galyean et al. 4/584
 2011/0167728 A1 7/2011 Alelov

* cited by examiner

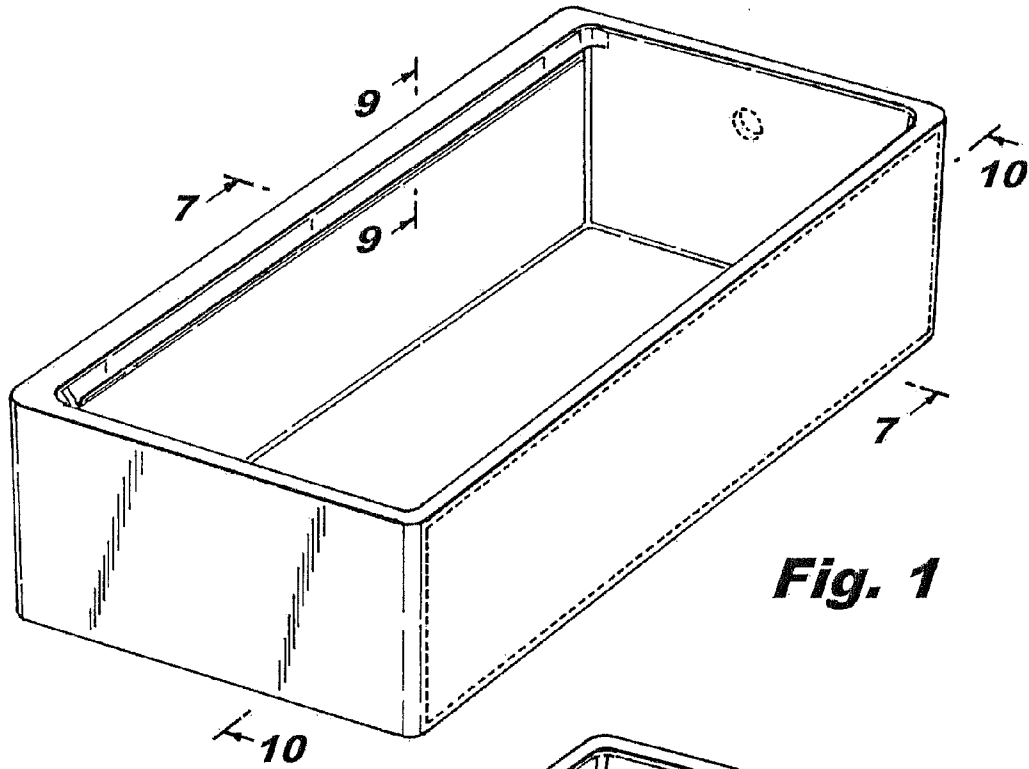


Fig. 1

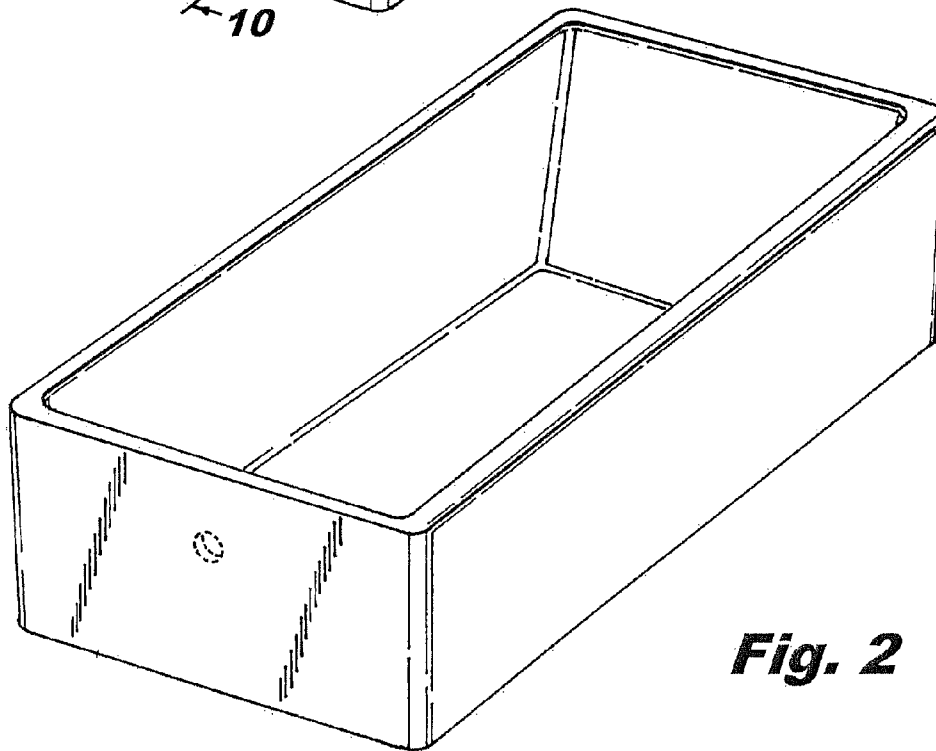


Fig. 2




Fig. 3




Fig. 4

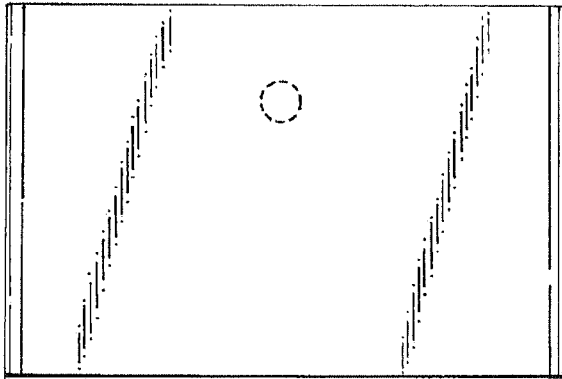


Fig. 5

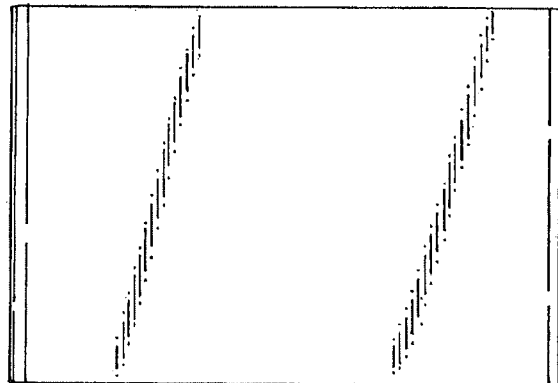


Fig. 6

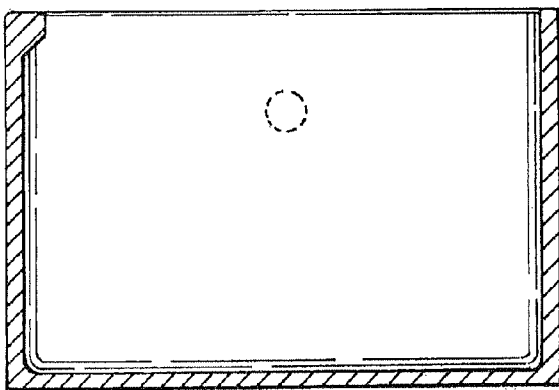


Fig. 7




Fig. 8

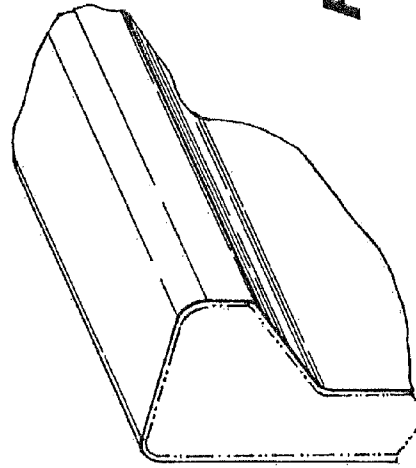


Fig. 9

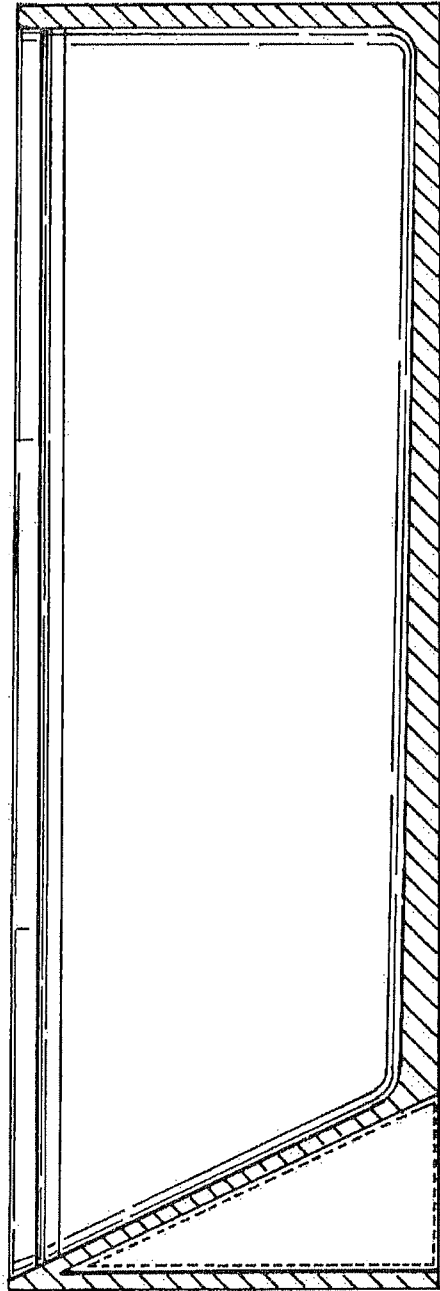


Fig. 10