

E. P. MONTEITH & G. V. MESICK.

HARNESS-SADDLE LOOP.

No. 190,891.

Patented May 15, 1877.

Fig. 1.

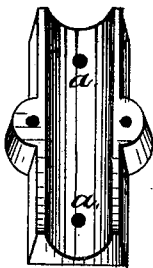


Fig. 2.

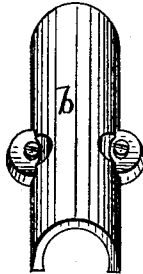


Fig. 4.

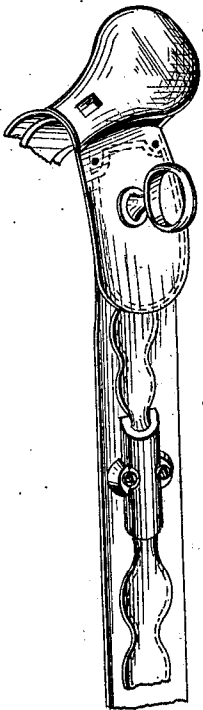


Fig. 3.

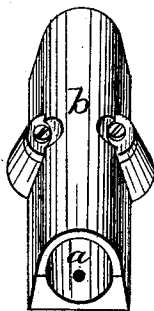



Fig. 5.



Witnesses:

B. Schoonmaker

J. A. Brakeman

Inventors

Edward P. Monteith
George V. Mesick

UNITED STATES PATENT OFFICE.

EDWARD P. MONTEITH AND GEORGE V. MESICK, OF PLAINWELL, MICH.

IMPROVEMENT IN HARNESS-SADDLE LOOPS.

Specification forming part of Letters Patent No. **190,891**, dated May 15, 1877; application filed September 15, 1876.

To all whom it may concern:

Be it known that we, EDWARD P. MONTEITH and GEORGE V. MESICK, of Plainwell, in the county of Allegan and State of Michigan, have invented certain Improvements in Gig-Saddle Loops, of which the following is a specification:

Our invention consists in making a gig-saddle loop in two parts, of any kind of metal suitable for the same.

The object of our invention is to do away with the use of leather gig-saddle loops, and to substitute in their place metal loops, constructed in two parts, as hereinafter described.

Figure 1 represents the bottom part of the loop. Fig. 2 represents the top part of the loop. Fig. 3 represents the loop together ready for use. Fig. 4 represents the loop on the gig-saddle pad. Fig. 5 represents the shape of the sheet-iron plate under the pad, to which the bottom part of the loop is riveted.

We construct the loop of any kind of metal by casting the same about one and three-fourths of an inch in length, in two parts, the top part being oval, and the bottom part next to the pad flat externally, about five-eighths of an inch in diameter, with a half-round lug on each side at the center, as represented in Figs. 1 and 2, and, when put together, as in Fig. 3, the loop has a hole through it lengthwise, of suitable size to receive the thill tug-bearer, which may be flat or round. The loop is fastened together by means of two screws of suitable size, one in each side. The lugs on the bottom part are provided with holes of suitable size, with a thread cut in the same to correspond with the thread in the screws. The lugs on the top part of the loop are provided with smooth holes of suitable size to receive the screws. The screws are provided with heads of suitable size, so that when passed through the top part and screwed down into the bottom lugs they hold the top part of the loop firmly to the bottom. The

loop is then fastened to the saddle-pad, by means of two rivets, by first taking off the top part, then placing the bottom part on the saddle-pad at the proper place, and making two holes through the saddle-pad to correspond with the holes provided in the bottom part of the loop at *a a* in Fig. 1. A piece of common sheet-iron of suitable size, provided with holes to correspond with the holes in the pad and loop, is then placed under the leather pad at the proper place, and riveted thereto. The tug-bearer can then be placed in the loop, and the top fastened, as aforesaid. After fastening the loop, as aforesaid, the under side of the pad can be cushioned or lined, the same as when a leather loop is used.

The advantages we claim over all other loops are, first, the bottom part of our loop being fastened to the skirt or pad of the saddle of the harness, we can leave the bearer-strap off out of the way until the cushion on the under side of the pad or skirt is finished, thereby avoiding musing and handling the bearer-strap. Secondly, in case the bearer-strap is accidentally broken we can readily remove the top part of the loop, take off the broken strap, and put on a new one, without ripping the cushion loose underneath the loop. Thirdly, we claim that the bottom part of loop holds the bearer-strap up from the skirt or top of the pad, and prevents the bearer-strap from rubbing and marring the pad of the harness.

We claim as our invention—

A metal loop consisting of the two parts A B, and adapted to be united and attached to a gig-saddle, substantially in the manner and for the purpose specified.

Dated Plainwell, Michigan, January 3, 1877.

EDWARD P. MONTEITH.
GEORGE V. MESICK.

Witnesses:

O. J. WOODARD,
B. SCHOONMAKER.