



US009150605B2

(12) **United States Patent**
Allerson et al.

(10) **Patent No.:** US 9,150,605 B2
(45) **Date of Patent:** Oct. 6, 2015

(54) **COMPOSITIONS COMPRISING
ALTERNATING 2'-MODIFIED NUCLEOSIDES
FOR USE IN GENE MODULATION**

(75) Inventors: **Charles Allerson**, Carlsbad, CA (US);
Balkrishen Bhat, Carlsbad, CA (US);
Anne B. Eldrup, Danbury, CT (US);
Muthiah Manoharan, Weston, MA
(US); **Richard H. Griffey**, Vista, CA
(US); **Brenda F. Baker**, Carlsbad, CA
(US); **Eric E. Swayze**, Carlsbad, CA
(US)

(73) Assignee: **Isis Pharmaceuticals, Inc.**, Carlsbad,
CA (US)

(*) Notice: Subject to any disclaimer, the term of this
patent is extended or adjusted under 35
U.S.C. 154(b) by 663 days.

(21) Appl. No.: **10/860,265**

(22) Filed: **Jun. 3, 2004**

(65) **Prior Publication Data**

US 2005/0080246 A1 Apr. 14, 2005

Related U.S. Application Data

(63) Continuation-in-part of application No. 10/701,007,
filed on Nov. 4, 2003, now Pat. No. 8,604,183.

(60) Provisional application No. 60/423,760, filed on Nov.
5, 2002, provisional application No. 60/555,521, filed
on Mar. 22, 2004.

(51) **Int. Cl.**

C07H 21/02 (2006.01)

C07H 21/00 (2006.01)

C07H 21/04 (2006.01)

C12N 15/11 (2006.01)

C12N 15/113 (2010.01)

(52) **U.S. Cl.**

CPC **C07H 21/02** (2013.01); **C07H 21/00**
(2013.01); **C07H 21/04** (2013.01); **C12N**
15/111 (2013.01); **C12N 15/113** (2013.01);
C12N 2310/14 (2013.01); **C12N 2310/321**
(2013.01); **C12N 2310/322** (2013.01); **C12N**
2310/323 (2013.01); **C12N 2320/51** (2013.01)

(58) **Field of Classification Search**

USPC 435/6, 91.1, 91.31, 455, 458, 6.1;
514/44; 536/23.1, 24.3, 24.5
See application file for complete search history.

(56) **References Cited**

U.S. PATENT DOCUMENTS

3,687,808 A 8/1972 Merigan, Jr. et al.
4,981,957 A 1/1991 Lebleu et al. 536/27
5,000,000 A * 3/1991 Ingram et al. 435/161
5,013,830 A 5/1991 Ohtsuka et al. 536/27
5,034,506 A 7/1991 Summerton et al. 528/391
5,118,800 A 6/1992 Smith et al. 536/23
5,149,797 A 9/1992 Pederson et al. 536/27
5,166,315 A 11/1992 Summerton et al. 528/406

5,185,444 A 2/1993 Summerton et al. 544/81
5,214,134 A 5/1993 Weis et al. 536/25.3
5,216,141 A 6/1993 Benner 536/27.13
5,220,007 A 6/1993 Pederson et al. 536/23.1
5,223,618 A 6/1993 Cook et al. 544/276
5,235,033 A 8/1993 Summerton et al. 528/391
5,256,775 A 10/1993 Froehler 536/25.6
5,264,562 A 11/1993 Matteucci 536/23.1
5,264,564 A 11/1993 Matteucci 536/23.1
5,319,080 A 6/1994 Leumann 536/27.1
5,359,044 A 10/1994 Cook et al. 536/23.1
5,366,878 A 11/1994 Pederson et al. 435/91.3
5,393,878 A 2/1995 Leumann 536/28.2
5,403,711 A 4/1995 Walder et al. 435/6
5,405,938 A 4/1995 Summerton et al. 528/406
5,434,257 A 7/1995 Matteucci et al. 536/24.3
5,446,137 A 8/1995 Maag et al. 536/23.1
5,466,677 A 11/1995 Baxter et al. 514/44
5,466,786 A 11/1995 Buhr et al. 536/26.26
5,470,967 A 11/1995 Huie et al. 536/24.3
5,489,677 A 2/1996 Sanghvi et al. 536/22.1
5,491,133 A 2/1996 Walder et al. 514/44
5,514,785 A 5/1996 Van Ness et al. 536/22.1
5,519,134 A 5/1996 Acevedo et al. 544/243
5,541,307 A 7/1996 Cook et al. 536/23.1
5,561,225 A 10/1996 Maddry et al. 536/23.1
5,565,350 A 10/1996 Kmiec 435/172.3
5,567,811 A 10/1996 Misiura et al. 536/25.34
5,576,427 A 11/1996 Cook et al. 536/23.1

(Continued)

FOREIGN PATENT DOCUMENTS

WO WO 86/05518 A1 9/1986
WO WO 89/12060 12/1989

(Continued)

OTHER PUBLICATIONS

Opalinska, J.B. et al., *Nature Rev., Bol.* 1, pp. 503-514 (2002).
Chirila, T.V. et al., *Biomaterials*, vol. 23, pp. 321-342 (2002).
Peracchi, A., *Rev. Med. Virol.*, vol. 14, pp. 47-64 (2004).
Agrawal, S. et al., *Molecular Med. Today*, vol. 6, pp. 72-81 (2000).
Branch, A.D., *Trends in Biochem. Sci.*, vol. 23, pp. 45-50 (1998).
Elbashir et al., *EMBO J.*, vol. 20, No. 23, pp. 6877-6888 (2001).
Altmann, K.-H., et al., "Second-generation antisense
oligonucleotides: structure-activity relationships and the design of
improved signal-transduction inhibitors," *Biochem. Soc. Trans.*,
1996, 24, 630-637.
Altmann, K.-H., et al., "Second generation of antisense
oligonucleotides: from nuclease resistance to biological efficacy in
animals," *Chimia*, Apr. 1996, 50(4), 168-176.

(Continued)

Primary Examiner — Jane Zara

(74) Attorney, Agent, or Firm — Baker Hofstetler

(57) **ABSTRACT**

The present invention provides compositions comprising at
least one oligomeric compound comprising an alternating
motif and further include a region that is complementary to a
nucleic acid target. The compositions are useful for targeting
selected nucleic acid molecules and modulating the expres-
sion of one or more genes. In preferred embodiments the
compositions of the present invention hybridize to a portion
of a target RNA resulting in loss of normal function of the
target RNA. The present invention also provides methods for
modulating gene expression.

22 Claims, No Drawings

(56)

References Cited

U.S. PATENT DOCUMENTS

5,591,722 A	1/1997	Montgomery et al.	514/45
5,596,086 A	1/1997	Matteucci et al.	536/22.1
5,597,909 A	1/1997	Urdea et al.	536/24.3
5,602,240 A	2/1997	De Mesmaeker et al. ...	536/22.1
5,607,922 A	3/1997	De Clercq et al.	514/43
5,608,046 A	3/1997	Cook et al.	536/23.1
5,610,289 A	3/1997	Cook et al.	536/25.34
5,610,300 A	3/1997	Altmann et al.	544/229
5,618,704 A	4/1997	Sanghvi et al.	435/91.5
5,623,065 A	4/1997	Cook et al.	536/23.1
5,623,070 A	4/1997	Cook et al.	536/27.6
5,627,053 A	5/1997	Usman et al.	435/91.1
5,633,312 A	5/1997	Kabeta et al.	528/14
5,633,360 A	5/1997	Bischofberger et al.	536/22.1
5,639,873 A	6/1997	Barascut et al.	536/25.3
5,646,265 A	7/1997	McGee	536/25.34
5,646,269 A	7/1997	Matteucci et al.	536/26.7
5,652,355 A	7/1997	Metelev et al.	536/24.5
5,652,356 A	7/1997	Agrawal	536/24.5
5,658,873 A	8/1997	Bertsch-Frank et al.	510/375
5,663,312 A	9/1997	Chaturvedula	536/22.1
5,670,633 A	9/1997	Cook et al.	536/23.1
5,677,437 A	10/1997	Teng et al.	536/23.1
5,677,439 A	10/1997	Weis et al.	536/23.1
5,681,940 A	10/1997	Wang et al.	536/22.1
5,700,920 A	12/1997	Altmann et al.	536/22.1
5,700,922 A	12/1997	Cook	536/23.1
5,760,209 A	6/1998	Cheruvallath et al.	536/25.34
5,780,607 A	7/1998	Goodnow, Jr. et al.	536/22.1
5,792,608 A	8/1998	Swaminathan et al.	435/6
5,792,747 A	8/1998	Schally et al.	514/12
5,808,036 A	9/1998	Kool	536/24.3
5,854,410 A	12/1998	Arnold, Jr. et al.	536/23.1
5,898,031 A	4/1999	Crooke	435/172.3
5,955,443 A	9/1999	Bennett et al.	514/44
6,046,306 A	4/2000	Breipohl et al.	530/322
6,107,094 A	8/2000	Crooke	435/455
6,133,245 A *	10/2000	Malbon et al.	514/44 A
6,133,246 A *	10/2000	McKay et al.	514/44
6,150,510 A	11/2000	Seela et al.	536/22.1
6,172,209 B1	1/2001	Manoharan et al.	536/23.1
6,262,036 B1 *	7/2001	Arnold et al.	514/44 A
6,271,358 B1	8/2001	Manoharan et al.	536/23.1
6,294,522 B1	9/2001	Zablocki et al.	541/46
6,329,346 B1	12/2001	Muhlegger et al.	514/44
6,380,169 B1	4/2002	Adams et al.	514/44
6,395,474 B1	5/2002	Buchardt et al.	435/6
6,436,640 B1	8/2002	Simmons et al.	435/6
2002/0068708 A1	6/2002	Wengel et al.	514/44
2002/0081736 A1	6/2002	Conroy et al.	435/455
2002/0132788 A1	9/2002	Lewis et al.	514/44
2002/0160393 A1	10/2002	Symonds et al.	435/6
2003/0143732 A1 *	7/2003	Fosnaugh et al.	435/325
2003/0206887 A1 *	11/2003	Morrissey et al.	424/93.2
2004/0018999 A1	1/2004	Beach et al.	514/44
2004/0180351 A1 *	9/2004	Giese et al.	435/6
2005/0142535 A1 *	6/2005	Damha et al.	435/5
2006/0127891 A1 *	6/2006	McSwiggen et al.	435/6

FOREIGN PATENT DOCUMENTS

WO	WO 94/01550	1/1994
WO	WO 94/23026 A1	10/1994
WO	WO 95/13834	5/1995
WO	WO 99/14226	3/1999
WO	WO 99/32619	7/1999
WO	WO 00/08044	2/2000
WO	WO 00/44895	8/2000
WO	WO 00/44914	8/2000
WO	WO 00/49035	8/2000
WO	WO 00/63364	10/2000
WO	WO 01/29058	4/2001
WO	WO 01/36641 A2	5/2001
WO	WO 01/36646 A2	5/2001

WO	WO 01/48183 A2	7/2001
WO	WO 01/075164 A3	10/2001
WO	WO 02/44321 A2	6/2002
WO	WO 03/072705 A2	9/2003

OTHER PUBLICATIONS

Altmann, K.-H., et al., "Second generation antisense oligonucleotides-inhibition of Pkc-1 and c-RAF kinase expression by chimeric oligonucleotides incorporating 6-substituted carbocyclic nucleosides and 2'-O-ethylene glycol substituted ribonucleosides," *Nucleosides & Nucleotides*, 1997, 16(7-9), 917-926.

Amarzguoui, M., et al., "Tolerance for mutations and chemical modifications in a siRNA," *Nucleic Acids Research*, 2003, 31(2), 589-595.

Baker, B.F., et al., "2'-O-(2-methoxy)ethyl-modified anti-intercellular adhesion molecule 1 (ICAM-1) oligonucleotides selectively increase the ICAM-1 mRNA level and inhibit formation of the ICAM-1 translocation initiation complex in human umbilical vein endothelial cells," *J. Biol. Chem.*, 1997, 11944-12000.

Boutla, A., et al., "Short 5'-phosphorylated double-stranded RNAs induce RNA interference in *Drosophila*," *Curr. Biol.*, 2001, 11, 1776-1780.

Braasch, D.A., et al., "RNA interference in mammalian cells by chemically-modified RNA," *Biochemistry*, 2003, 42, 7967-7975.

Brantl, S., "Antisense-RNA regulation and RNA interference," *Biochimica et Biophysica Acta*, 2002, 1575, 15-25.

Chiu, Y.-L., et al., "siRNA function in RNAi: a chemical modification analysis," *RNA*, 2003, 9, 1034-1048.

Czauderna, F., et al., "Structural variations and stabilizing modifications of synthetic siRNAs in mammalian cells," *Nucleic Acids Research*, 2003, 31(11), 2705-2716.

Elbashir, S.M., et al., "Functional anatomy of siRNAs for mediating efficient RNAi in *Drosophila melanogaster* embryo lysate," *EMBO J.*, 2001, 20(23), 6877-6888.

Fraser, A., et al., "Synthesis and conformational properties of 2'-deoxy-2'-methylthiopyrimidine and—purine nucleosides: potential antisense applications," *J. Heterocycl. Chem.*, 1993, 30, 1277-1287.

Holen, T., et al., "Similar behaviour of single-strand and double-strand siRNAs suggests they act through a common RNAi pathway," *Nucleic Acids Res.*, 2003, 31(9), 2401-2407.

Martin, "38. Ein neuer Zugang zu 2'-O-Alkylribonucleosiden und Eigenschaften deren Oligonucleotide," *Helv. Chim. Acta.* (New access of 2'-O-alkylated ribonucleosides and properties of 2'-O-alkylated oligoribonucleotides) 1995, 78, 486-504.

Martinez, J., et al., "Single-stranded antisense siRNAs guide target RNA cleavage in RNAi," *Cell*, Sep. 6, 2002, 110, 563-574.

Mellitzer, G., et al., "Spatial and temporal 'knock down' of gene expression by electroporation of double-stranded RNA and morpholinos into early postimplantation mouse embryos," *Mechanisms of Development*, 2002, 118, 57-63.

Parrish, S., et al., "Functional anatomy of a dsRNA trigger: differential requirement for the two trigger strands in RNA interference," *Molecular Cell*, Nov. 2000, 6, 1077-1087.

Schwarz, D.S., et al., "Evidence that siRNAs function as guides, not primers, in the *Drosophila* and human RNAi pathways," *Molecular Cell*, Sep. 2002, 10, 537-548.

Abe, A., et al., Conformational energies and e random-oil dimensions and dipole moments of the polyoxides CH₃O[(CH₂)₂O]_xCH₃, *J. of Am. Chem. Soc.*, 1976, 98:21, 6468-6476.

Cogoni, C., et al., "Post-transcriptional gene silencing across kingdoms," *Curr. Opin. In Genetics & Dev.*, 2000, 10, 638-643.

Elbashir, S.M., et al., "RNA interference is mediated by 21- and 22-nucleotide RNAs," *Genes & Dev.*, 2001, 15, 188-200.

Elbashir, S.M., et al., "Duplexes of 21-nucleotide RNAs mediate RNA interference in cultured mammalian cells," *Nature*, 2001, 411, 494-498.

Fire, A., et al., "Potent and specific genetic interference by double-stranded RNA in *Caenorhabditis elegans*," *Nature*, 1998, 391, 806-811.

(56)

References Cited

OTHER PUBLICATIONS

- Freier, S.M., et al., "The ups and downs of nucleic acid duplex stability: structure-stability studies on chemically-modified DNA:RNA duplexes," *Nucleic Acids Res.*, 1997, 25(22), 4429-4443.
- Guo, S., et al., "*par-1*, a gene required for establishing polarity in *C. elegans* embryos, encodes a putative Ser/Thr kinase that is asymmetrically distributed," *Cell*, 1995, 81, 611-620.
- Gura, T., "A silence that speaks volumes," *Nature*, 2000, 404, 804-808.
- Jorgensen, R.A., et al., "Chalcone synthase cosuppression phenotypes in petunia flowers: comparison of sense vs. antisense constructs and single-copy vs. complex T-DNA," *Plant Mol. Biol.*, 1996, 31, 957-973.
- Montgomery, M.K., et al., "RNA as a target of double-stranded RNA-mediated genetic interference in *Caenorhabditis elegans*," *Proc. Natl. Acad. Sci. USA*, 1998, 95, 15502-15507.
- Napoli, C., et al., "Introduction of a chimeric chalcone synthase gene into petunia results in reversible co-suppression of homologous genes in trans," *Plant Cell*, 1990, 2, 279-289.
- Tabara, H., et al., "RNAi in *C. elegans*: soaking in the genome sequence," *Science*, 1998, 282, 430-431.
- Tijsterman, M., et al., "RNA helicase MUT-14-dependent gene silencing triggered in *C. elegans* by short antisense RNA's," *Science*, 2002, 295, 694-697.
- Timmons, L., et al., "Specific interference by ingested dsRNA," *Nature*, 1998, 395, p. 854.
- Timmons, L., et al., "Ingestion of bacterially expressed dsRNAs can produce specific and potent genetic interference in *Caenorhabditis elegans*," *Gene*, 2001, 263, 103-112.
- Tuschl, T., et al., "Targeted mRNA degradation by double-stranded RNA in vitro," *Genes & Dev.*, 1999, 13, 3191-3197.
- Wolfe, S., et al., "The gauche effect. Some stereochemical consequences of adjacent electron pairs and polar bonds," *Acc. Chem. Res.*, 1972, 5, 102-111.
- Zhou, Y., et al., "Post-transcriptional suppression of gene expression in xenopus embryos by small interfering RNA," *Nucleic Acids Res.*, 2002, 30(7), 1664-1669.
- Beigelman, L., et al., "Chemical modification of hammerhead ribozymes," *J. of Biological Chem.*, 1995, 270(43), 257082-25708.
- Caplen, N.J., et al., "Specific inhibition of gene expression by small double-stranded RNAs in invertebrate and vertebrate systems," *PNAS*, 2001, 98(17), 9742-9747.
- Czauderna, F., et al., "Structural variations and stabilizing modifications of synthetic siRNAs in mammalian cells," *Nucleic Acids Res.*, 2003, 31(11), 2705-2716.
- Paddison, P.J., et al., "Stable suppression of gene expression by RNAi in mammalian cells," *PNAS*, 2002, 99(3), 1443-1448.
- Sui, G., et al., "A DNA vector-based RNAi technology to suppress gene expression in mammalian cells," *PNAS*, 2002, 99(8), 5515-5520.
- Yu, J.-Y., et al., "RNA interference by expression of short-interfering RNAs and hairpin RNAs in mammalian cells," *PNAS*, 2002, 99(9), 6047-6052.
- Rajwanshi, V.K., et al., "LNA stereoisomers: *xylo*-LNA (β -D-*xylo* configured locked nucleic acid) and α -L-ribo configured locked nucleic acid)," *Chem. Commun.*, 1999, 1395-1396.
- Steffens, R., et al., "Synthesis and thermodynamic and biophysical properties of tricycle-DNA," *Am. Chem. Soc.*, 1999, 121(14), 3249-3255.
- Hunziker, J., et al., "Nucleic acid analogues: synthesis and properties," *Modern Synthetic Methods*, 1995, 331, 334-417.
- Bass, B.L., "Double-stranded RNA as a template for gene silencing," *Cell*, 2000, 101, 235-238.
- Lipardi, C., et al., "RNAi as random degradation PCR: siRNA primers convert mRNA into dsRNAs that are degraded to generate new siRNAs," *Cell*, 2001, 107, 297-307.
- Wang, J., et al., "Cyclohexene nucleic acids (CeNA): serum stable oligonucleotides that activate RNase H and increase duplex stability with complementary RNA," *J. Am. Chem. Soc.*, 2000, 122, 8595-8602.
- Duroux et al., "Rational design of point mutation-selective antisense DNA targeted to codon 12 of Ha-ras mRNA in human cells" *Nucleic Acids Research* (1995) 23(17):3411-3418.
- Giles et al., "Increased specificity for antisense oligodeoxynucleotide targeting of RNA cleavage of RNase H using chimeric methylphosphonodiester/phosphodiester structures" *Nucleic Acids Research* (1992) 20(4):763-770.

* cited by examiner

1

COMPOSITIONS COMPRISING ALTERNATING 2'-MODIFIED NUCLEOSIDES FOR USE IN GENE MODULATION

CROSS REFERENCE TO RELATED APPLICATIONS

The present application is a continuation in part of U.S. application Ser. No. 10/701,007, filed Nov. 4, 2003 now U.S. Pat. No. 8,604,183, and also claims benefit to U.S. Provisional Applications Ser. No. 60/423,760 filed Nov. 5, 2002 and Ser. No. 60/555,521, filed Mar. 22, 2004. Each of these applications is incorporated herein in its entirety.

FIELD OF THE INVENTION

The present invention provides modified oligomeric compounds and compositions comprising such modified oligomeric compounds that modulate gene expression. In a preferred embodiment such modulation is via the RNA interference pathway. The modified oligomeric compounds of the invention include one or more alternating motifs that can enhance various physical properties and attributes compared to wild type nucleic acids. The modified oligomeric compounds are used alone or in compositions to modulate the targeted nucleic acids. The compositions are useful for targeting selected nucleic acid molecules and modulating the expression of one or more genes. In preferred embodiments the compositions of the present invention hybridize to a portion of a target RNA resulting in loss of normal function of the target RNA.

BACKGROUND OF THE INVENTION

In many species, introduction of double-stranded RNA (dsRNA) induces potent and specific gene silencing. This phenomenon occurs in both plants and animals and has roles in viral defense and transposon silencing mechanisms. This phenomenon was originally described more than a decade ago by researchers working with the petunia flower. While trying to deepen the purple color of these flowers, Jorgensen et al. introduced a pigment-producing gene under the control of a powerful promoter. Instead of the expected deep purple color, many of the flowers appeared variegated or even white. Jorgensen named the observed phenomenon "cosuppression", since the expression of both the introduced gene and the homologous endogenous gene was suppressed (Napoli et al., *Plant Cell*, 1990, 2, 279-289; Jorgensen et al., *Plant Mol. Biol.*, 1996, 31, 957-973).

Cosuppression has since been found to occur in many species of plants, fungi, and has been particularly well characterized in *Neurospora crassa*, where it is known as "quelling" (Cogoni and Macino, *Genes Dev.* 2000, 10, 638-643; Guru, *Nature*, 2000, 404, 804-808).

The first evidence that dsRNA could lead to gene silencing in animals came from work in the nematode, *Caenorhabditis elegans*. In 1995, researchers Guo and Kemphues were attempting to use antisense RNA to shut down expression of the par-1 gene in order to assess its function. As expected, injection of the antisense RNA disrupted expression of par-1, but quizzically, injection of the sense-strand control also disrupted expression (Guo and Kemphues, *Cell*, 1995, 81, 611-620). This result was a puzzle until Fire et al. injected dsRNA (a mixture of both sense and antisense strands) into *C. elegans*. This injection resulted in much more efficient silencing than injection of either the sense or the antisense strands alone. Injection of just a few molecules of dsRNA per cell was

2

sufficient to completely silence the homologous gene's expression. Furthermore, injection of dsRNA into the gut of the worm caused gene silencing not only throughout the worm, but also in first generation offspring (Fire et al., *Nature*, 1998, 391, 806-811).

The potency of this phenomenon led Timmons and Fire to explore the limits of the dsRNA effects by feeding nematodes bacteria that had been engineered to express dsRNA homologous to the *C. elegans* unc-22 gene. Surprisingly, these worms developed an unc-22 null-like phenotype (Timmons and Fire, *Nature* 1998, 395, 854; Timmons et al., *Gene*, 2001, 263, 103-112). Further work showed that soaking worms in dsRNA was also able to induce silencing (Tabara et al., *Science*, 1998, 282, 430-431). PCT publication WO 01/48183 discloses methods of inhibiting expression of a target gene in a nematode worm involving feeding to the worm a food organism which is capable of producing a double-stranded RNA structure having a nucleotide sequence substantially identical to a portion of the target gene following ingestion of the food organism by the nematode, or by introducing a DNA capable of producing the double-stranded RNA structure (Bogaert et al., 2001).

The posttranscriptional gene silencing defined in *Caenorhabditis elegans* resulting from exposure to double-stranded RNA (dsRNA) has since been designated as RNA interference (RNAi). This term has come to generalize all forms of gene silencing involving dsRNA leading to the sequence-specific reduction of endogenous targeted mRNA levels; unlike co-suppression, in which transgenic DNA leads to silencing of both the transgene and the endogenous gene.

Introduction of exogenous double-stranded RNA (dsRNA) into *Caenorhabditis elegans* has been shown to specifically and potently disrupt the activity of genes containing homologous sequences. Montgomery et al. suggests that the primary interference effects of dsRNA are post-transcriptional; this conclusion being derived from examination of the primary DNA sequence after dsRNA-mediated interference a finding of no evidence of alterations followed by studies involving alteration of an upstream operon having no effect on the activity of its downstream gene. These results argue against an effect on initiation or elongation of transcription. Finally they observed by in situ hybridization, that dsRNA-mediated interference produced a substantial, although not complete, reduction in accumulation of nascent transcripts in the nucleus, while cytoplasmic accumulation of transcripts was virtually eliminated. These results indicate that the endogenous mRNA is the primary target for interference and suggest a mechanism that degrades the targeted mRNA before translation can occur. It was also found that this mechanism is not dependent on the SMG system, an mRNA surveillance system in *C. elegans* responsible for targeting and destroying aberrant messages. The authors further suggest a model of how dsRNA might function as a catalytic mechanism to target homologous mRNAs for degradation. (Montgomery et al., *Proc. Natl. Acad. Sci. USA*, 1998, 95, 15502-15507).

Recently, the development of a cell-free system from syncytial blastoderm *Drosophila* embryos that recapitulates many of the features of RNAi has been reported. The interference observed in this reaction is sequence specific, is promoted by dsRNA but not single-stranded RNA, functions by specific mRNA degradation, and requires a minimum length of dsRNA. Furthermore, preincubation of dsRNA potentiates its activity demonstrating that RNAi can be mediated by sequence-specific processes in soluble reactions (Tuschl et al., *Genes Dev.*, 1999, 13, 3191-3197).

In subsequent experiments, Tuschl et al, using the *Drosophila* in vitro system, demonstrated that 21- and 22-nt RNA

fragments are the sequence-specific mediators of RNAi. These fragments, which they termed short interfering RNAs (siRNAs) were shown to be generated by an RNase III-like processing reaction from long dsRNA. They also showed that chemically synthesized siRNA duplexes with overhanging 3' ends mediate efficient target RNA cleavage in the *Drosophila* lysate, and that the cleavage site is located near the center of the region spanned by the guiding siRNA. In addition, they suggest that the direction of dsRNA processing determines whether sense or antisense target RNA can be cleaved by the siRNA-protein complex (Elbashir et al., *Genes Dev.*, 2001, 15, 188-200). Further characterization of the suppression of expression of endogenous and heterologous genes caused by the 21-23 nucleotide siRNAs have been investigated in several mammalian cell lines, including human embryonic kidney (293) and HeLa cells (Elbashir et al., *Nature*, 2001, 411, 494-498).

Most recently, Tijsterman et al. have shown that, in fact, single-stranded RNA oligomers of antisense polarity can be potent inducers of gene silencing. As is the case for co-suppression, they showed that antisense RNAs act independently of the RNAi genes *rde-1* and *rde-4* but require the mutator/RNAi gene *mut-7* and a putative DEAD box RNA helicase, *mut-14*. According to the authors, their data favor the hypothesis that gene silencing is accomplished by RNA primer extension using the mRNA as template, leading to dsRNA that is subsequently degraded suggesting that single-stranded RNA oligomers are ultimately responsible for the RNAi phenomenon (Tijsterman et al., *Science*, 2002, 295, 694-697).

Several recent publications have described the structural requirements for the dsRNA trigger required for RNAi activity. Recent reports have indicated that ideal dsRNA sequences are 21nt in length containing 2 nt 3'-end overhangs (Elbashir et al, *EMBO* (2001), 20, 6877-6887, Sabine Brantl, *Biochimica et Biophysica Acta*, 2002, 1575, 15-25.) In this system, substitution of the 4 nucleosides from the 3'-end with 2'-deoxynucleosides has been demonstrated to not affect activity. On the other hand, substitution with 2'-deoxynucleosides or 2'-OMe-nucleosides throughout the sequence (sense or antisense) was shown to be deleterious to RNAi activity.

Investigation of the structural requirements for RNA silencing in *C. elegans* has demonstrated modification of the internucleotide linkage (phosphorothioate) to not interfere with activity (Parrish et al., *Molecular Cell*, 2000, 6, 1077-1087.) It was also shown by Parrish et al., that chemical modification like 2'-amino or 5'-iodouridine are well tolerated in the sense strand but not the antisense strand of the dsRNA suggesting differing roles for the 2 strands in RNAi. Base modification such as guanine to inosine (where one hydrogen bond is lost) has been demonstrated to decrease RNAi activity independently of the position of the modification (sense or antisense). Same "position independent" loss of activity has been observed following the introduction of mismatches in the dsRNA trigger. Some types of modifications, for example introduction of sterically demanding bases such as 5-iodoU, have been shown to be deleterious to RNAi activity when positioned in the antisense strand, whereas modifications positioned in the sense strand were shown to be less detrimental to RNAi activity. As was the case for the 21 nt dsRNA sequences, RNA-DNA heteroduplexes did not serve as triggers for RNAi. However, dsRNA containing 2'-F-2'-deoxynucleosides appeared to be efficient in triggering RNAi response independent of the position (sense or antisense) of the 2'-F-2'-deoxynucleosides.

In one experiment the reduction of gene expression was studied using electroporated dsRNA and a 25 mer mor-

pholino in post implantation mouse embryos (Mellitzer et al., *Mechanisms of Development*, 2002, 118, 57-63). The morpholino oligomer did show activity but was not as effective as the dsRNA.

A number of PCT applications have recently been published that relate to the RNAi phenomenon. These include: PCT publication WO 00/44895; PCT publication WO 00/49035; PCT publication WO 00/63364; PCT publication WO 01/36641; PCT publication WO 01/36646; PCT publication WO 99/32619; PCT publication WO 00/44914; PCT publication WO 01/29058; and PCT publication WO 01/75164.

U.S. Pat. Nos. 5,898,031 and 6,107,094, each of which is commonly owned with this application and each of which is herein incorporated by reference, describe certain oligonucleotide having RNA like properties. When hybridized with RNA, these oligonucleotides serve as substrates for a dsRNase enzyme with resultant cleavage of the RNA by the enzyme.

In another recently published paper (Martinez et al., *Cell*, 2002, 110, 563-574) it was shown that double stranded as well as single stranded siRNA resides in the RNA-induced silencing complex (RISC) together with eIF2C1 and eIF2C2 (human GERp950 Argonaute proteins. The activity of 5'-phosphorylated single stranded siRNA was comparable to the double stranded siRNA in the system studied. In a related study, the inclusion of a 5'-phosphate moiety was shown to enhance activity of siRNA's in vivo in *Drosophila* embryos (Boutla, et al., *Curr. Biol.*, 2001, 11, 1776-1780). In another study, it was reported that the 5'-phosphate was required for siRNA function in human HeLa cells (Schwarz et al., *Molecular Cell*, 2002, 10, 537-548).

One group of researchers looked at single strand asRNA and double strand siRNA having 2'-O-methyl groups at select positions (Amarzguoui et al., *Nucleic Acids Research*, 2003, 31(2), 589-595). They compared single strand asRNA wild type with 2'-O—CH₃ containing asRNA and showed that the 2'-O-methyl asRNA's showed good activity dependent on the positioning of the modifications but less than wild type. When they put 2'-O-methyl modified nucleosides into siRNA's they showed that these modifications were tolerated in smaller numbers and that there was a loss of activity with increased numbers in wings. They also showed that siRNA's with 2'-O-methyl modified nucleosides showed an increased duration of activity relative to unmodified siRNA.

Another group of researchers compared asRNA and siRNA and found almost identical target position effects, appearance of mRNA cleavage fragments and tolerance for mutational and chemical backbone modifications (Holen et al., et al., *Nucleic Acids Research*, 2003, 31(9), 2401-2407). They found that small numbers of 2'-O-methyl modified nucleosides gave good activity compared to wild type but that the activity lessened as the numbers of 2'-O-methyl modified nucleosides was increased.

In another recent report researchers looked at the effects of a variety of chemical modifications, including 2'-O-methyl, had on the activity and biological properties of siRNA (Ya-Lin Chiu and Tariq M. Rana, *RNA*, 2003, (9), 1034-1048). They showed that incorporation of 2'-O-methyl in the sense or antisense strand (fully modified strands) severely reduced their activity in siRNA's relative to unmodified siRNA. Incorporation into both strands uniformly completely abolished activity.

One group of researchers looked at the effects of 2'-O-methyl groups and other chemically modified siRNA's in mammalian cells (Braasch et al., *Biochemistry*, 2003, (42),

5

7967-7975). They showed that fully modified 2'-O-CH₃ siRNA did not inhibit gene expression in one or both strands.

In another study the placement of a 2'-O-methyl group at the 5'-terminus on the antisense strand was reported to severely limit activity whereas the 3'-terminus of the antisense and the 3' and 5'-termini of the sense strand were tolerated (Czauderna et al., *Nucleic Acids Research*, 2003, 31(11), 2705-2716). They also reported that internal 2'-O-methyls provide nuclease stability and when placed at particular positions internally they show good activity but less than unmodified siRNA. They also disclose siRNA constructs having alternating 2'-O-methyl nucleosides in both strands.

Like the RNAse H pathway, the RNA interference pathway of antisense modulation of gene expression is an effective means for modulating the levels of specific gene products and may therefore prove to be uniquely useful in a number of therapeutic, diagnostic, and research applications involving gene silencing. The present invention therefore further provides compositions useful for modulating gene expression pathways, including those relying on an antisense mechanism of action such as RNA interference and dsRNA enzymes as well as non-antisense mechanisms. One having skill in the art, once armed with this disclosure will be able, without undue experimentation, to identify preferred compositions for these uses.

SUMMARY OF THE INVENTION

In one embodiment the present invention provides oligomeric compounds wherein each one comprises a plurality of nucleosides linked together in a sequence. The sequence comprises nucleosides of at least a first type (F) and nucleosides of a second type (S). The nucleosides can be similar or dissimilar in chemical makeup e.g., different nucleobases and different in other aspects but the two types of nucleosides have different 2'-substituent groups. When the 2'-substituent groups of the first and second types of nucleosides are other than H or OH then the oligomeric compound includes at least two nucleosides of the first type and at least one nucleoside of the second type wherein the nucleosides of the first type and the nucleosides of the second type are located with respect to one another such that the sequence includes at least one FSF motif. Alternatively when the 2'-substituent group of one of the first or the second types of nucleosides is H or OH then the oligomeric compound includes at least three nucleosides of the first type and at least three nucleosides of the second type and the nucleosides of the first type and the nucleosides of the second type are located with respect to one another such that the sequence includes at least one FSFSFS motif.

In one embodiment the oligomeric compound has at least one portion that is complementary to and capable of hybridizing to a selected nucleic acid target.

In another embodiment the oligomeric compound further includes at least one nucleoside of a third type (T), where the third type of nucleoside has a different 2'-substituent group when compared to either of the first or second type of nucleoside.

In one embodiment the 2'-substituent groups of the first type of nucleosides and the second type nucleosides are, independently, —F, —O—CH₂CH₂—O—CH₃, —OC₁₋₁₂alkyl, —O—CH₂—CH₂—CH₂—NH₂, —O—(CH₂)₂—O—N(R₁)₂, —O—CH₂C(=O)—N(R₁)₂, —O—(CH₂)₂—O—(CH₂)₂—N(R₁)₂, —O—CH₂—CH₂—CH₂—NHR₁, —N₃, —O—CH₂—CH₂—CH=CH₂, —NHCOR₁, —NH₂, —NHR₁, —N(R₁)₂, —SH, —SR₁, —N(H)OH, —N(H)OR₁, —N(R₁)OH, —N(R₁)OR₁ or —O—CH₂—N(H)—C(=NR₁)[N(R₁)₂];

6

wherein each R₁ is, independently, H, C₁-C₁₂ alkyl, a protecting group or substituted or unsubstituted C₁-C₁₂ alkyl, C₂-C₁₂ alkenyl, or C₂-C₁₂ alkynyl wherein the substituent groups are selected from halogen, hydroxyl, amino, azido, cyano, haloalkyl, alkenyl, alkoxy, thioalkoxy, haloalkoxy or aryl; and wherein the oligomeric compound includes the FSF motif.

A more preferred list of 2'-substituent groups amenable to the first and second type of nucleosides includes —F, —O—CH₃, —O—CH₂CH₂—O—CH₃, —O—CH₂—CH=CH₂, N₃, NH₂, NHOH, —O—(CH₂)₂—O—N(R₁)₂, —O—CH₂C(O)—N(R₁)₂, —O—CH₂—CH₂—CH₂—NH₂, —O—(CH₂)₂—O—(CH₂)₂—N(R₁)₂ or —O—CH₂—N(H)—C(=NR₁)[N(R₁)₂];

wherein each R₁ is, independently, H, C₁-C₁₂ alkyl, a protecting group or substituted or unsubstituted C₁-C₁₂ alkyl, C₂-C₁₂ alkenyl, or C₂-C₁₂ alkynyl wherein the substituent groups are selected from halogen, hydroxyl, amino, azido, cyano, haloalkyl, alkenyl, alkoxy, thioalkoxy, haloalkoxy or aryl; and wherein the oligomeric compound includes the FSF motif.

An even more preferred list of 2'-substituent groups amenable to the first and second type of nucleosides includes —F, —O—CH₂CH₂—O—CH₃, —O—CH₃, —O—CH₂—CH=CH₂ or —O—CH₂—CH=CH₂—NH(R_j) where R_j is H or C₁-C₁₀ alkyl.

In an even more preferred embodiment the 2'-substituent groups of the first type of nucleosides and the second type nucleosides are, independently, —F, —O—CH₃ or —O—CH₂CH₂—O—CH₃.

In one embodiment, oligomeric compounds of the present invention include a nucleoside of a third type (T), the third type of nucleoside including a 2'-substituent group that is different from the 2'-substituent groups of either of the first or the second type of nucleosides. A preferred 2'-substituent group of the third type of nucleoside is H or OH.

In one embodiment of oligomeric compounds of the present invention include H or OH as one of the first or second types of nucleosides. In this case the minimum number of first and second type nucleosides is 3 each having at least one FSFSFS motif in the resulting oligomeric compound.

In one embodiment oligomeric compounds of the present invention include a plurality of linked nucleosides linked by a phosphodiester internucleoside linking groups. In another embodiment the internucleoside linking groups are phosphorothioate internucleoside linking groups. In another embodiment the internucleoside linking groups, independently, phosphodiester or phosphorothioate internucleoside linking groups.

In one embodiment oligomeric compounds of the present invention comprise a plurality of nucleosides linked by linking groups independently selected from the group consisting of phosphodiester, phosphorothioate, chiral phosphorothioate, phosphorodithioate, phosphotriester, aminoalkylphosphotriester, methyl phosphonate, alkyl phosphonate, 5'-alkylene phosphonate, chiral phosphonate, phosphinate, phosphoramidate, 3'-amino phosphoramidate, aminoalkylphosphoramidate, thionophosphoramidate, thionoalkylphosphonate, thionoalkylphosphotriester, selenophosphate and boranophosphate, phosphodiester and phosphorothioate.

In one embodiment the oligomeric compounds of the present invention comprise at least one motif selected from F(SF)_n(S)_m where n is from 2 to about 20 and m is 0 or 1. In a further embodiment oligomeric compounds of the present invention comprise at least two motifs independently selected from F(SF)_n(S)_m where n is from 1 to about 20 and m is 0 or 1. In a preferred embodiment oligomeric compounds com-

7

prise 2 motifs selected from $F(SF)_n(S)_m$ where n is from 1 to about 20 and nn is 0 or 1, and the two motifs are further separated by a region comprising a sequence of nucleosides. In an even more preferred embodiment the sequence of nucleosides is joined together such that one of the motifs is located at the 5'-end of the sequence of nucleosides and the other of the motifs is located at the 3'-end of the sequence of nucleosides and the motifs being separated by from about 6 to about 20 nucleosides.

In one embodiment the oligomeric compounds of the present invention have the formula X_1-Y-X_2 :

wherein

Y is a region of from about 6 to about 18 linked nucleosides; and

each of X_1 and X_2 is, independently, a plurality of linked nucleosides having the formula $F(SF)_n(S)_m$ where n is from 1 to about 20 and nn is 0 or 1.

In a preferred embodiment each of X_1 and X_2 is, independently, FSFS, FSFSF, FSFSFS, FSFSFSF or FSFSF-SFS. In a further preferred embodiment Y is from about 5 to about 12 linked nucleosides. In another embodiment each of the linked nucleosides is linked by a phosphodiester internucleoside linkage. In another embodiment each of the linked nucleosides is linked by a phosphorothioate internucleoside linkage. And in an even further embodiment each of the linked nucleosides is, independently, linked by a phosphodiester or a phosphorothioate internucleoside linkage. In another embodiment the linked nucleosides selected from $F(SF)_n(S)_m$ are linked by phosphodiester internucleoside linkages, the linked nucleosides comprising the Y region are linked by phosphorothioate internucleoside linkages and each of the $F(SF)_n(S)_m$ motifs are independently linked to the ends of the Y region by a phosphodiester or phosphorothioate internucleoside linkage. In an even further embodiment the linked nucleosides selected from $F(SF)_n(S)_m$ are linked by phosphorothioate internucleoside linkages, the linked nucleosides comprising the Y region are linked by phosphodiester internucleoside linkages and each of the $F(SF)_n(S)_m$ motifs are independently linked to the ends of the Y region by a phosphodiester or phosphorothioate internucleoside linkage.

In one embodiment the oligomeric compounds of the present invention comprise from about 10 to about 40 nucleotides. In a more preferred embodiment the oligomeric compounds of the present invention comprise from about 18 to about 30 nucleotides. In an even more preferred embodiment the oligomeric compounds of the present invention comprise from 21 to about 24 nucleotides.

In one embodiment the oligomeric compounds of the present invention comprise at least one conjugate group. In a preferred embodiment the conjugate group is a terminal cap moiety. In another preferred embodiment the conjugate group is attached to one or both of the 3'-terminal and 5'-terminal ends of the oligomeric compound. In an even more preferred embodiment the terminal cap moiety is an inverted deoxy abasic moiety.

In one embodiment of the present invention compositions are provided comprising a first oligomeric compound and a second oligomeric compound where at least a portion of the first oligomeric compound is capable of hybridizing with at least a portion of the second oligomeric compound and at least a portion of the first oligomeric compound is complementary to and capable of hybridizing to a selected nucleic acid target. At least one of the first and the second oligomeric compounds comprise at least nucleosides of a first type (F)

8

and nucleosides of a second type (S). The first and the second types of nucleosides differing in at least one aspect from one another in that they have different 2'-substituent groups. When the 2'-substituent groups of the first and the second types of nucleosides are other than H or OH then at least one of the first and the second oligomeric compounds includes at least two nucleosides of the first type and at least one nucleoside of the second type wherein the nucleosides of the first type and the nucleosides of the second type are located with respect to one another such that the first or second oligomeric compound includes at least one FSF motif. When the 2'-substituent group of one of the first or the second type of nucleoside is H or OH then at least one of the first and the second oligomeric compounds includes at least three nucleosides of the first type and at least three nucleosides of the second type and the nucleosides of the first type and the nucleosides of the second type are located with respect to one another such that at least one of the first and the second oligomeric compounds includes at least one FSFSFS motif.

In one embodiment of the present invention compositions comprise at least one of said first and second oligomeric compounds having at least two nucleosides of a first type and at least two nucleosides of a second type and wherein the 2'-substituent groups are other 2'-H and 2'-OH thereby providing a composition having at least one of said first and said second oligomeric compound having at least one FSFS motif. In a further embodiment there are at least three nucleosides of said first type and at least two nucleosides of said second type to give at least one of said first and said second oligomeric compound having at least one FSFSF motif.

In one embodiment the compositions of the present invention at least one of the first and the second oligomeric compounds comprise only nucleosides of the first type and nucleosides of the second type and wherein the nucleosides of the first and the second types are alternating throughout the entire sequence of the oligomeric compound. In a further embodiment both of the first and the second oligomeric compounds comprise only nucleosides of the first type and nucleosides of the second type and wherein the nucleosides of the first and the second types are alternating throughout the entire sequence of both of the oligomeric compounds.

In one embodiment the compositions of the present invention comprise a third type of nucleoside (T) that is different than said first and said second type of nucleosides. In a preferred embodiment the 2'-substituent group of the third type nucleoside is 2'-H or 2'-OH.

In one embodiment the 2'-substituent groups of the first and the second types of nucleosides are, independently, —F, —O—CH₂CH₂—O—CH₃, —OC₁-C₁₂ alkyl, —O—CH₂—CH₂—CH₂—NH₂, —O—(CH₂)₂—O—N(R₁)₂, —O—CH₂C(=O)—N(R₁)₂, —O—(CH₂)₂—O—(CH₂)₂—N(R₁)₂, —O—CH₂—CH₂—CH₂—NHR₁, —N₃, —O—CH₂—CH=CH₂, —NHCOR₁, —NH₂, —NHR₁, —N(R₁)₂, —SH, —SR₁, —N(H)OH, —N(H)OR₁, —N(R₁)OH, —N(R₁)OR₁ or —O—CH₂—N(H)—C(=NR₁)[N(R₁)₂]; wherein each R₁ is, independently, H, C₁-C₁₂ alkyl, a protecting group or substituted or unsubstituted C₁-C₁₂ alkyl, C₂-C₁₂ alkenyl, or C₂-C₁₂ alkynyl wherein the substituent groups are selected from halogen, hydroxyl, amino, azido, cyano, haloalkyl, alkenyl, alkoxy, thioalkoxy, haloalkoxy or aryl. A more preferred list of 2'-substituent groups of the first and the second types of nucleosides are, independently, —F, —O—CH₃, —O—CH₂CH₂—O—CH₃, —O—CH₂—CH=CH₂, N₃, NH₂, NHOH, —O—(CH₂)₂—O—N(R₁)₂, —O—CH₂C(=O)—N(R₁)₂, —O—CH₂—CH₂—CH₂—NH₂, —O—(CH₂)₂—O—(CH₂)₂—N(R₁)₂ or —O—CH₂—N(H)—C(=NR₁)[N(R₁)₂];

wherein each R_1 is, independently, H, C_1 - C_{12} alkyl, a protecting group or substituted or unsubstituted C_1 - C_{12} alkyl, C_2 - C_{12} alkenyl, or C_2 - C_{12} alkynyl wherein the substituent groups are selected from halogen, hydroxyl, amino, azido, cyano, haloalkyl, alkenyl, alkoxy, thioalkoxy, haloalkoxy or aryl wherein the oligomeric compound includes the FSF motif.

An even more preferred list of 2'-substituent groups of the first and the second types of nucleosides includes $-F$, $-O-CH_2CH_2-O-CH_3$, $-O-CH_3$, $-O-CH_2-CH=CH_2$ or $-O-CH_2-CH-CH_2-NH(R_j)$ where R_j is H or C_1 - C_{10} alkyl.

A preferred list of 2'-substituent groups of the first and the second types of nucleosides includes $-F$, $-O-CH_3$ or $-O-CH_2CH_2-O-CH_3$. With $-F$ or $-O-CH_3$ being an even more preferred list.

In one embodiment each of the first and the second type of nucleosides have 3'-endo conformational geometry.

In one embodiment, the compositions of the present invention include first type of nucleosides that are 2'-OH nucleosides. In another embodiment the first type nucleoside is 2'-H nucleoside. In another embodiment the second type nucleoside is a 2'-F nucleoside. In even another embodiment the second type nucleoside is a 2'- $O-CH_3$ nucleoside. In another embodiment the first type of nucleosides are 2'-fluoro nucleosides and the second type of nucleosides are 2'- $O-CH_3$ nucleosides.

In one embodiment of the present invention the first oligomeric compound further comprises a 5'-phosphate group. In another embodiment the second oligomeric compound further comprises a 5'-phosphate group. In even a further embodiment each of the first and the second oligomeric compounds independently, comprise a 5'-phosphate group. In an even further embodiment the first oligomeric compound comprises a 3'-terminal OH group.

In one embodiment of the present invention compositions the nucleosides of each of the first and the second oligomeric compounds are linked by phosphodiester internucleoside linking groups. In another embodiment the nucleosides of each of the first and the second oligomeric compounds are linked by phosphorothioate internucleoside linking groups. In an even further embodiment the nucleosides of one the first and the second oligomeric compound are linked by phosphorothioate internucleoside linking groups and the nucleosides of the other of the first and the second oligomeric compound are linked by phosphodiester internucleoside linking groups. In a further embodiment the nucleosides of the first oligomeric compound are linked by phosphorothioate internucleoside linking groups and the nucleosides of the second oligomeric compound are linked by phosphodiester internucleoside linking groups. In an even further embodiment each of the nucleosides of the first and the second oligomeric compound are independently linked by phosphorothioate or phosphodiester internucleoside linking groups.

In one embodiment of the present invention each of the nucleosides of the first and the second oligomeric compound are independently linked by an internucleoside linking group selected from the group consisting of phosphodiester, phosphorothioate, chiral phosphorothioate, phosphorodithioate, phosphotriester, aminoalkylphosphotriester, methyl phosphonate, alkyl phosphonate, 5'-alkylene phosphonate, chiral phosphonate, phosphinate, phosphoramidate, 3'-amino phosphoramidate, aminoalkylphosphoramidate, thionophosphoramidate, thionoalkylphosphonate, thionoalkylphosphotriester, selenophosphate and boranophosphate.

In one embodiment each of the first and the second oligomeric compounds comprise only the first and the second type

nucleosides and wherein the first and the second type nucleosides are alternating in both of the first and the second oligomeric compounds wherein preferred first type nucleosides comprise 2'-F or 2'- $O-CH_3$ groups. In a preferred embodiment the first type nucleosides comprises one of 2'-F or 2'- $O-CH_3$ groups and the second type nucleosides comprise the other of 2'-F or 2'- $O-CH_3$ groups with 2'-F or 2'- $O-CH_3$ groups preferred for the first type nucleosides. In a preferred embodiment the first oligomeric compound has first type nucleosides starting at its 5'-terminus and wherein the first type nucleosides of the first and the second oligomeric compounds align with each other when the first and second oligomeric compounds are hybridized. In another preferred embodiment the first oligomeric compound has first type nucleosides starting at its 5'-terminus wherein the first type nucleosides of the first oligomeric compound and the second type nucleosides of the second oligomeric compound align with each other when the first and the second oligomeric compounds are hybridized.

In one embodiment of the present invention when the first and second oligomeric compounds comprise only the first and second type nucleosides and where the first and second type nucleosides are alternating in both of the first and the second oligomeric compounds the first type nucleosides comprises one of 2'-F or 2'- $O-CH_3$ groups and the second type nucleosides comprise the other of 2'-F or 2'- $O-CH_3$ groups. In a preferred embodiment the nucleosides of the first oligomeric compound are linked with phosphorothioate internucleoside linking groups. In another preferred embodiment the nucleosides of the second oligomeric compound are linked with phosphodiester internucleoside linking groups.

In one embodiment compositions of the present invention comprise at least one conjugate group. In a preferred embodiment the conjugate group is attached at the 3'-end, the 5'-end or both the 3'-end and the 5'-end of one of the first and second oligomeric compounds. In a more preferred embodiment the conjugate group comprises a terminal cap moiety. In an even more preferred embodiment the terminal cap moiety is an inverted deoxy abasic moiety. In a more preferred embodiment one of the first and second oligomeric compounds is a sense strand and wherein the sense strand comprises a terminal cap moiety at one or both of the 3'-terminal and the 5'-terminal ends wherein a preferred terminal cap moiety is an inverted deoxy abasic moiety.

In one embodiment of the present invention the first and the second oligomeric compounds are a complementary pair of siRNA oligonucleotides.

In one embodiment at least one of the first or second oligomeric compounds comprise at least one motif selected from $F(SF)_n(S)_m$ where n is from 2 to about 20 and nn is 0 or 1. In a preferred embodiment at least one of the first or second oligomeric compounds comprises at least two motifs independently selected from $F(SF)_n(S)_m$ where n is from 2 to about 20 and nn is 0 or 1. In an even more preferred embodiment the two motifs are separated by a region comprising a sequence of nucleosides. In another preferred embodiment one of the two motifs are located at the 5'-end of one of the first or second oligomeric compounds and the second of the two motifs is located at the 3'-end of the same oligomeric compound and wherein from about 6 to about 20 nucleosides are located between the motifs. In a preferred embodiment the first or second oligomeric compound having the motifs has the formula: $X_3-Y_2-X_4$:

wherein Y_2 is a region of from about 6 to about 18 linked nucleosides and each of X_3 and X_4 is, independently, a

11

plurality of linked nucleosides having the formula $(SF)_n(S)_m$ where n is from 2 to about 20 and nn is 0 or 1; and nn is from 1 to about 3.

In a preferred embodiment each of X_3 and X_4 is, independently, FSFS, FSFSF, FSFSFS, FSFSFSF or FSFSFSFS. In another preferred embodiment Y_2 is from about 5 to about 12 linked nucleosides. In a preferred embodiment each of the linked nucleosides is linked by a phosphodiester internucleoside linkage. In a further preferred each of the linked nucleosides is linked by a phosphorothioate internucleoside linkage and in another preferred embodiment each of the linked nucleosides is, independently, linked by a phosphodiester or a phosphorothioate internucleoside linkage.

In a further embodiment the linked nucleosides selected from $F(SF)_n(S)_m$ are linked by phosphodiester internucleoside linkages, the linked nucleosides comprising the Y region are linked by phosphorothioate internucleoside linkages and each of the $F(SF)_n(S)_m$ motifs are independently linked to the ends of the Y region by a phosphodiester or phosphorothioate internucleoside linkage. In a further embodiment the linked nucleosides selected from $F(SF)_n(S)_m$ are linked by phosphorothioate internucleoside linkages, the linked nucleosides comprising the Y region are linked by phosphodiester internucleoside linkages and each of the $F(SF)_n(S)_m$ motifs are independently linked to the ends of the Y region by a phosphodiester or phosphorothioate internucleoside linkage.

In one embodiment compositions of the present invention comprise first and the second oligomeric compounds that are an antisense/sense pair of oligonucleotides.

In one embodiment compositions are provided wherein each of the first and second oligomeric compounds has from about 8 to about 80 nucleotides. In other embodiments, the oligomeric compounds have from about 12 to about 30 nucleotides. In yet other embodiments, the oligomeric compounds have from about 12 to about 24 nucleotides. In certain preferred embodiments, the oligomeric compounds have from about 19 to about 23 nucleotides.

In one embodiment compositions are provided wherein the first oligomeric compound is an antisense oligonucleotide.

In one embodiment compositions are provided wherein the second oligomeric compound is a sense oligonucleotide.

In one embodiment methods are provided inhibiting gene expression comprising contacting one or more cells, a tissue or an animal with a composition of the invention.

In one embodiment methods are provided inhibiting gene expression comprising contacting one or more cells, a tissue or an animal with an oligomeric compound of the invention.

DETAILED DESCRIPTION OF THE INVENTION

The present invention provides single and double stranded compositions comprising at least one alternating motif. Alternating motifs of the present invention have the formula $F(SF)_n(S)_m$ where F is a nucleoside of a first type, S is a nucleoside of a second type, n is from 1 to about 20 and nn is 0 or 1. Each of the types of nucleosides have identical 2'-substituent groups with the two types being differentiated from each other in that at least the 2'-substituent groups are different. H and OH are not used in the alternating motif until there are at least 3 of each type of nucleosides present thereby forming a FSFSFS or larger run of alternating nucleosides in which case one of the first and second types of nucleosides can be H or OH. The alternating motifs can be present in one more regions of a single stranded oligomeric compound or can be found in one or more regions in two oligomeric compounds forming a double stranded composition of the invention.

12

In one aspect of the present invention the compositions comprise a region of complementarity to a nucleic acid target. The complementary region can comprise a continuous sequence of nucleosides bound by internucleoside linkages or can comprise multiple regions that are interrupted by secondary structures such as a loops thereby forming a complementary region from two or more non-continuous regions of the same oligomeric compound. Double stranded regions of the compositions of the present invention can be formed from two oligomeric compounds hybridized together or from a single oligomeric compound that has a region of self complementarity.

In another aspect of the present invention oligomeric compounds are provided comprising at least one alternating motif. These oligomeric compounds are useful as asRNAs in the RNAi pathway. In the context of the present invention an "asRNA" is an antisense RNA oligomeric compound that is not duplexed with another separate oligonucleotide such as a sense strand but may contain duplexed regions formed between adjacent complementary regions. In one aspect the compositions comprising alternating motifs of the present invention mimic RNA by incorporating regions of nucleosides having 3'-endo conformational geometry and enhance desired properties such as but not limited to modulation of pharmacokinetic properties through modification of protein binding, protein off-rate, absorption and clearance; modulation of nuclease stability as well as chemical stability; modulation of the binding affinity and specificity of the oligomer (affinity and specificity for enzymes as well as for complementary sequences); and increasing efficacy of RNA cleavage.

In one aspect of the present invention compositions are provided comprising a first and a second oligomeric compound that are at least partially hybridized to form a duplex region and further comprising a region that is complementary to and hybridizes to a nucleic acid target. Each of the compositions of the invention comprise at least one alternating motif. In one aspect the compositions include a first oligomeric compound that is an antisense strand having a complementary region to a nucleic acid target and a second oligomeric compound that is a sense strand having one or more regions of complementarity to and forming at least one duplex region with the first oligomeric compound. At least one alternating motif is located on either the first or second oligomeric compound.

Compositions of the present invention also include single and double stranded constructs that comprise at least two regions of alternating nucleosides in one or both of the strands. These alternating regions can comprise up to about 40 nucleosides but preferable comprise from about 3 to about 9 nucleosides. In a preferred embodiment the regions of alternating nucleosides are located at the termini of one or both oligomeric compounds in an oligomeric compound or composition of the invention. In an even more preferred embodiment an oligomeric compound of the invention comprises from 4 to about 8 nucleosides of alternating nucleosides at each termini (3' and 5') and these regions are separated by from about 5 to about 12 linked nucleosides.

Some representative duplexed constructs amenable to the present invention are shown below:

(SEQ ID NO.: 53)

5'-NN NNN NNN N(N)n NNN NNN NNN-3' as

(SEQ ID NO.: 53)

3'-NN NNN NNN N(N)n NNN NNN NNN-5' s

13

-continued

(SEQ ID NO.: 53)

5'-NN NNN NNN N(N)n NNN NNN-3' as

(SEQ ID NO.: 53)

3'-NN NNN NNN N(N)n NNN NNN-5' s

(SEQ ID NO.: 53)

5'-NN NNN NNN N(N)n NNN NNN-3' as

(SEQ ID NO.: 53)

3'-NN NNN NNN N(N)n NNN NNN-5' s

(SEQ ID NO.: 53)

5'-N NNN NNN N(N)n NNN NNN-3' as

(SEQ ID NO.: 53)

3'-N NNN NNN N(N)n NNN NNN-5' s

(SEQ ID NO.: 53)

5'-N NNN NNN N(N)n NNN NNN-3' as

(SEQ ID NO.: 53)

3'-N NNN NNN N(N)n NNN NNN-5' s

(SEQ ID NO.: 53)

5'-N NNN NNN N(N)n NNN NNN-3' as

(SEQ ID NO.: 53)

3'-N NNN NNN N(N)n NNN NNN-5' s

(SEQ ID NO.: 53)

The underlined regions represent linked nucleosides that can be uniform or modified. Essentially the underlined region can be described as being the gap and is shown being variable with n being generally from about 1 to about 40 but from 1 to about 4 being preferred. The alternating regions are shown in bold. These examples are meant to be representative and not limiting. The alternating nucleosides can be aligned on the two strands such as for example all the modifications in the alternating regions of the sense strand are paired with identical modifications in the antisense strand or alternatively the registers can be offset with the like modifications in the alternating regions of one strand pairing with unlike modifications in the other strand. Another option is to have dissimilar modifications in each of the strands which would not lead to an aligned or misaligned register.

Preferred 2'-modifications for the alternating regions comprise all possible orientations of OMe, MOE, OH, F, deoxy, ara OH, ara F with backbone either full PO or Full PS throughout or PO/PS either in wings or gap and the other of PO/PS in the other of the wings or the gap.

Compositions of the present invention are useful for the modulation of gene expression. In one aspect of the present invention a targeted cell, group of cells, a tissue or an animal is contacted with a composition of the invention to effect reduction of mRNA that can directly inhibit gene expression. In another embodiment the reduction of mRNA indirectly upregulates a non-targeted gene through a pathway that relates the targeted gene to a non-targeted gene. Numerous methods and models for the regulation of genes using compositions of the invention are illustrated in the examples.

Compositions of the invention modulate gene expression by hybridizing to a nucleic acid target resulting in loss of its normal function. As used herein, the term "target nucleic

14

acid" or "nucleic acid target" is used for convenience to encompass any nucleic acid capable of being targeted including without limitation DNA, RNA (including pre-mRNA and mRNA or portions thereof) transcribed from such DNA, and also cDNA derived from such RNA. In a preferred embodiment of the invention the target nucleic acid is a messenger RNA. In a further preferred embodiment the degradation of the targeted messenger RNA is facilitated by a RISC complex that is formed with compositions of the invention. In another preferred embodiment the degradation of the targeted messenger RNA is facilitated by a nuclease such as RNaseH.

The hybridization of a composition of the invention with its target nucleic acid is generally referred to as "antisense". Consequently, the preferred mechanism in the practice of some preferred embodiments of the invention is referred to herein as "antisense inhibition." Such antisense inhibition is typically based upon hydrogen bonding-based hybridization of oligonucleotide strands or segments such that at least one strand or segment is cleaved, degraded, or otherwise rendered inoperable. In this regard, it is presently preferred to target specific nucleic acid molecules and their functions for such antisense inhibition.

The functions of DNA to be interfered with can include replication and transcription. Replication and transcription, for example, can be from an endogenous cellular template, a vector, a plasmid construct or otherwise. The functions of RNA to be interfered with can include functions such as translocation of the RNA to a site of protein translation, translocation of the RNA to sites within the cell which are distant from the site of RNA synthesis, translation of protein from the RNA, splicing of the RNA to yield one or more RNA species, and catalytic activity or complex formation involving the RNA which may be engaged in or facilitated by the RNA. In the context of the present invention, "modulation" and "modulation of expression" mean either an increase (stimulation) or a decrease (inhibition) in the amount or levels of a nucleic acid molecule encoding the gene, e.g., DNA or RNA. Inhibition is often the preferred form of modulation of expression and mRNA is often a preferred target nucleic acid.

The compositions and methods of the present invention are also useful in the study, characterization, validation and modulation of small non-coding RNAs. These include, but are not limited to, microRNAs (miRNA), small nuclear RNAs (snRNA), small nucleolar RNAs (snoRNA), small temporal RNAs (stRNA) and tiny non-coding RNAs (tncRNA) or their precursors or processed transcripts or their association with other cellular components.

Small non-coding RNAs have been shown to function in various developmental and regulatory pathways in a wide range of organisms, including plants, nematodes and mammals. MicroRNAs are small non-coding RNAs that are processed from larger precursors by enzymatic cleavage and inhibit translation of mRNAs. stRNAs, while processed from precursors much like miRNAs, have been shown to be involved in developmental timing regulation. Other non-coding small RNAs are involved in events as diverse as cellular splicing of transcripts, translation, transport, and chromosome organization.

As modulators of small non-coding RNA function, the compositions of the present invention find utility in the control and manipulation of cellular functions or processes such as regulation of splicing, chromosome packaging or methylation, control of developmental timing events, increase or decrease of target RNA expression levels depending on the timing of delivery into the specific biological pathway and translational or transcriptional control. In addition, the compositions of the present invention can be modified in order to

optimize their effects in certain cellular compartments, such as the cytoplasm, nucleus, nucleolus or mitochondria.

The compositions of the present invention can further be used to identify components of regulatory pathways of RNA processing or metabolism as well as in screening assays or devices.

Oligomeric Compounds

In the context of this invention, the term "oligomeric compound" refers to a plurality of naturally-occurring and or non-naturally-occurring monomeric units joined together in a specific sequence. This term includes oligonucleotides, oligonucleosides, oligonucleotide analogs, oligonucleotide mimetics and combinations of these. Oligomeric compounds are typically structurally distinguishable from, yet functionally interchangeable with, naturally-occurring or synthetic wild-type oligonucleotides. Thus, oligomeric compounds include all such structures that function effectively to mimic the structure and/or function of a desired RNA or DNA strand, for example, by hybridizing to a target.

Oligomeric compounds are routinely prepared linearly but can be joined or otherwise prepared to be circular and may also include branching. Oligomeric compounds can include double stranded constructs such as for example two strands hybridized to form double stranded compounds. The double stranded compounds can be linked or separate and can include overhangs on the ends. In general an oligomeric compound comprises a backbone of linked monomeric subunits where each linked monomeric subunit is directly or indirectly attached to a heterocyclic base moiety. Oligomeric compounds may also include monomeric subunits that are not linked to a heterocyclic base moiety thereby providing abasic sites. The linkages joining the monomeric subunits, the sugar moieties or surrogates and the heterocyclic base moieties can be independently modified giving rise to a plurality of motifs for the resulting oligomeric compounds including hemimers, gapmers and chimeras.

In the context of this invention, the term "oligonucleotide" refers to an oligomer or polymer of ribonucleic acid (RNA) or deoxyribonucleic acid (DNA) or mimetics thereof. This term includes oligonucleotides composed of naturally-occurring nucleobases, sugars and covalent internucleoside (backbone) linkages as well as oligonucleotides having non-naturally-occurring portions that function similarly. Such modified or substituted oligonucleotides are often preferred over native forms because of desirable properties such as, for example, enhanced cellular uptake, enhanced affinity for nucleic acid target and increased stability in the presence of nucleases.

Included in preferred oligomeric compounds are oligonucleotides such as antisense oligonucleotides, antisense oligonucleotides, ribozymes, external guide sequence (EGS) oligonucleotides, alternate splicers, primers, probes, and other oligonucleotides which hybridize to at least a portion of the target nucleic acid. As such, these oligonucleotides may be introduced in the form of single-stranded, double-stranded, circular or hairpin oligonucleotides and may contain structural elements such as internal or terminal bulges or loops. Once introduced to a system, the compositions of the invention may elicit the action of one or more enzymes or structural proteins to effect modification of the target nucleic acid.

One non-limiting example of such an enzyme is RNase H, a cellular endonuclease which cleaves the RNA strand of an RNA:DNA duplex. It is known in the art that single-stranded antisense oligonucleotides which are "DNA-like" elicit RNase H. Activation of RNase H, therefore, results in cleavage of the RNA target, thereby greatly enhancing the efficiency of oligonucleotide-mediated inhibition of gene

expression. Similar roles have been postulated for other ribonucleases such as those in the RNase III and ribonuclease L family of enzymes.

While the preferred form of antisense oligonucleotide is a single-stranded antisense oligonucleotide, in many species the introduction of double-stranded structures, such as double-stranded RNA (dsRNA) molecules, has been shown to induce potent and specific antisense-mediated reduction of the function of a gene or its associated gene products. This phenomenon occurs in both plants and animals and is believed to have an evolutionary connection to viral defense and transposon silencing.

In the context of this invention, the term "oligonucleoside" refers to a sequence of nucleosides that are joined by internucleoside linkages that do not have phosphorus atoms. Internucleoside linkages of this type include short chain alkyl, cycloalkyl, mixed heteroatom alkyl, mixed heteroatom cycloalkyl, one or more short chain heteroatomic and one or more short chain heterocyclic. These internucleoside linkages include but are not limited to siloxane, sulfide, sulfoxide, sulfone, acetyl, formacetyl, thioformacetyl, methylene formacetyl, thioformacetyl, alkenyl, sulfamate; methyleneimino, methylenehydrazino, sulfonate, sulfonamide, amide and others having mixed N, O, S and CH₂ component parts.

Representative U.S. patents that teach the preparation of the above oligonucleosides include, but are not limited to, U.S. Pat. Nos. 5,034,506; 5,166,315; 5,185,444; 5,214,134; 5,216,141; 5,235,033; 5,264,562; 5,264,564; 5,405,938; 5,434,257; 5,466,677; 5,470,967; 5,489,677; 5,541,307; 5,561,225; 5,596,086; 5,602,240; 5,610,289; 5,602,240; 5,608,046; 5,610,289; 5,618,704; 5,623,070; 5,663,312; 5,633,360; 5,677,437; 5,792,608; 5,646,269 and 5,677,439, certain of which are commonly owned with this application, and each of which is herein incorporated by reference.

In addition to the modifications described above, the nucleosides of the compositions of the invention can have a variety of other modification so long as these other modifications either alone or in combination with other nucleosides enhance one or more of the desired properties described above. Thus, for nucleotides that are incorporated into compositions of the invention, these nucleotides can have sugar portions that correspond to naturally-occurring sugars or modified sugars. Representative modified sugars include carbocyclic or acyclic sugars, sugars having substituent groups at one or more of their 2', 3' or 4' positions and sugars having substituents in place of one or more hydrogen atoms of the sugar. Additional nucleosides amenable to the present invention having altered base moieties and or altered sugar moieties are disclosed in U.S. Pat. No. 3,687,808 and PCT application PCT/US89/02323.

Oligomeric compounds having altered base moieties or altered sugar moieties are also included in the present invention. All such modified oligomeric compounds are comprehended by this invention so long as they function effectively to mimic the structure of a desired RNA or DNA strand. A class of representative base modifications include tricyclic cytosine analog, termed "G clamp" (Lin, et al., *J. Am. Chem. Soc.* 1998, 120, 8531). This analog makes four hydrogen bonds to a complementary guanine (G) within a helix by simultaneously recognizing the Watson-Crick and Hoogsteen faces of the targeted G. This G clamp modification when incorporated into phosphorothioate oligonucleotides, dramatically enhances antisense potencies in cell culture. The compositions of the invention also can include phenoxazine-substituted bases of the type disclosed by Flanagan, et al., *Nat. Biotechnol.* 1999, 17(1), 48-52.

17

The oligomeric compounds in accordance with this invention preferably comprise from about 8 to about 80 nucleobases (i.e. from about 8 to about 80 linked nucleosides and/or monomeric subunits). One of ordinary skill in the art will appreciate that the invention embodies oligomeric compounds of 8, 9, 10, 11, 12, 13, 14, 15, 16, 17, 18, 19, 20, 21, 22, 23, 24, 25, 26, 27, 28, 29, 30, 31, 32, 33, 34, 35, 36, 37, 38, 39, 40, 41, 42, 43, 44, 45, 46, 47, 48, 49, 50, 51, 52, 53, 54, 55, 56, 57, 58, 59, 60, 61, 62, 63, 64, 65, 66, 67, 68, 69, 70, 71, 72, 73, 74, 75, 76, 77, 78, 79, or 80 nucleobases in length.

In one preferred embodiment, the oligomeric compounds of the invention are 10 to 50 nucleobases in length. One having ordinary skill in the art will appreciate that this embodies oligomeric compounds of 10, 11, 12, 13, 14, 15, 16, 17, 18, 19, 20, 21, 22, 23, 24, 25, 26, 27, 28, 29, 30, 31, 32, 33, 34, 35, 36, 37, 38, 39, 40, 41, 42, 43, 44, 45, 46, 47, 48, 49, or 50 nucleobases in length.

In another preferred embodiment, the oligomeric compounds of the invention are 12 to 30 nucleobases in length. One having ordinary skill in the art will appreciate that this embodies oligomeric compounds of 12, 13, 14, 15, 16, 17, 18, 19, 20, 21, 22, 23, 24, 25, 26, 27, 28, 29, or 30 nucleobases in length.

In a further preferred embodiment, the oligomeric compounds of the invention are 12 to 24 nucleobases in length. One having ordinary skill in the art will appreciate that this embodies oligomeric compounds of 12, 13, 14, 15, 16, 17, 18, 19, 20, 21, 22, 23 or 24 nucleobases in length.

In another preferred embodiment, the oligomeric compounds of the invention are 19 to 23 nucleobases in length. One having ordinary skill in the art will appreciate that this embodies oligomeric compounds of 19, 20, 21, 22 or 23 nucleobases in length.

One particularly preferred length for oligomeric compounds is from about 12 to about 30 nucleobases. Another particularly preferred length is from about 12 to about 24 nucleobases. A further particularly preferred length is from about 19 to about 23 nucleobases.

Chimeric Oligomeric Compounds

It is not necessary for all positions in an oligomeric compound to be uniformly modified, and in fact more than one of the aforementioned modifications may be incorporated in a single oligomeric compound or even at a single monomeric subunit such as a nucleoside within an oligonucleotide. The present invention also includes chimeric oligomeric compounds such as chimeric oligonucleotides. "Chimeric" oligomeric compounds or "chimeras," in the context of this invention, are oligomeric compounds such as oligonucleotides containing two or more chemically distinct regions, each made up of at least one monomer unit, i.e., a nucleotide in the case of a nucleic acid based oligomer.

Chimeric oligonucleotides typically contain at least one region modified so as to confer increased resistance to nuclease degradation, increased cellular uptake, and/or increased binding affinity for the target nucleic acid. An additional region of the oligonucleotide may serve as a substrate for enzymes capable of cleaving RNA:DNA or RNA:RNA hybrids. By way of example, RNase H is a cellular endonuclease which cleaves the RNA strand of an RNA:DNA duplex. Activation of RNase H, therefore, results in cleavage of the RNA target, thereby greatly enhancing the efficiency of inhibition of gene expression. Consequently, comparable results can often be obtained with shorter oligonucleotides when chimeras are used, compared to for example phosphorothioate deoxyoligonucleotides hybridizing to the same target region. Cleavage of the RNA target can be routinely detected by gel electrophoresis and, if necessary, associated nucleic acid hybridization techniques known in the art.

18

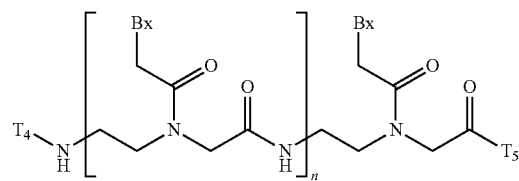
Chimeric compositions of the invention may be formed as composite structures of two or more oligomeric compounds such as oligonucleotides, oligonucleotide analogs, oligonucleosides and/or oligonucleotide mimetics as described above. Such oligomeric compounds have also been referred to in the art as hybrids hemimers, gapmers or inverted gapmers. Representative U.S. patents that teach the preparation of such hybrid structures include, but are not limited to, U.S. Pat. Nos. 5,013,830; 5,149,797; 5,220,007; 5,256,775; 5,366,878; 5,403,711; 5,491,133; 5,565,350; 5,623,065; 5,652,355; 5,652,356; and 5,700,922, certain of which are commonly owned with the instant application, and each of which is herein incorporated by reference in its entirety.

Oligomer Mimetics

Another preferred group of oligomeric compounds amenable to the present invention includes oligonucleotide mimetics. The term mimetic as it is applied to oligonucleotides is intended to include oligonucleotides wherein only the furanose ring or both the furanose ring and the internucleotide linkage are replaced with novel groups, replacement of only the furanose ring is also referred to in the art as being a sugar surrogate. The heterocyclic base moiety or a modified heterocyclic base moiety is maintained for hybridization with an appropriate target nucleic acid. One such oligonucleotide, an oligonucleotide mimetic that has been shown to have excellent hybridization properties, is referred to as a peptide nucleic acid (PNA). In PNA oligonucleotides, the sugar-backbone of an oligonucleotide is replaced with an amide containing backbone, in particular an aminoethylglycine backbone. The nucleobases are retained and are bound directly or indirectly to aza nitrogen atoms of the amide portion of the backbone. Representative U.S. patents that teach the preparation of PNA oligonucleotides include, but are not limited to, U.S. Pat. Nos. 5,539,082; 5,714,331; and 5,719,262, each of which is herein incorporated by reference. Further teaching of PNA oligonucleotides can be found in Nielsen et al., *Science*, 1991, 254, 1497-1500.

One oligonucleotide mimetic that has been reported to have excellent hybridization properties, is peptide nucleic acids (PNA). The backbone in PNA compounds is two or more linked aminoethylglycine units which gives PNA an amide containing backbone. The heterocyclic base moieties are bound directly or indirectly to aza nitrogen atoms of the amide portion of the backbone. Representative U.S. patents that teach the preparation of PNA compounds include, but are not limited to, U.S. Pat. Nos. 5,539,082; 5,714,331; and 5,719,262, each of which is herein incorporated by reference. Further teaching of PNA compounds can be found in Nielsen et al., *Science*, 1991, 254, 1497-1500.

Numerous modifications have been made to the structure of PNA since the basic PNA structure was first prepared. The basic structure is shown below:



wherein

Bx is a heterocyclic base moiety;

T₄ is hydrogen, an amino protecting group, —C(O)R₅, substituted or unsubstituted C₁-C₁₀ alkyl, substituted or unsubstituted C₂-C₁₀ alkenyl, substituted or unsubstituted C₂-C₁₀ alkynyl, alkylsulfonyl, arylsulfonyl, a

19

chemical functional group, a reporter group, a conjugate group, a D or L α -amino acid linked via the α -carboxyl group or optionally through the ω -carboxyl group when the amino acid is aspartic acid or glutamic acid or a peptide derived from D, L or mixed D and L amino acids linked through a carboxyl group, wherein the substituent groups are selected from hydroxyl, amino, alkoxy, carboxy, benzyl, phenyl, nitro, thiol, thioalkoxy, halogen, alkyl, aryl, alkenyl and alkynyl;

T_5 is $-\text{OH}$, $-\text{N}(\text{Z}_1)\text{Z}_2$, R_5 , D or L α -amino acid linked via the α -amino group or optionally through the ω -amino group when the amino acid is lysine or ornithine or a peptide derived from D, L or mixed D and L amino acids linked through an amino group, a chemical functional group, a reporter group or a conjugate group;

Z_1 is hydrogen, C_1 - C_6 alkyl, or an amino protecting group;

Z_2 is hydrogen, C_1 - C_6 alkyl, an amino protecting group, $-\text{C}(=\text{O})-(\text{CH}_2)_n-\text{J}-\text{Z}_3$, a D or L α -amino acid linked via the α -carboxyl group or optionally through the ω -carboxyl group when the amino acid is aspartic acid or glutamic acid or a peptide derived from D, L or mixed D and L amino acids linked through a carboxyl group;

Z_3 is hydrogen, an amino protecting group, $-\text{C}_1$ - C_6 alkyl, $-\text{C}(=\text{O})-\text{CH}_3$, benzyl, benzoyl, or $-(\text{CH}_2)_n-\text{N}(\text{H})\text{Z}_1$;

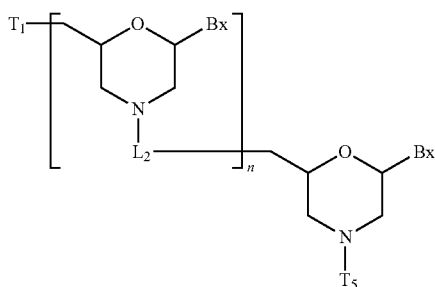
each J is O, S or NH;

R_5 is a carbonyl protecting group; and

n is from 2 to about 50.

Another class of oligonucleotide mimetic that has been studied is based on linked morpholino units (morpholino nucleic acid) having heterocyclic bases attached to the morpholino ring. A number of linking groups have been reported that link the morpholino monomeric units in a morpholino nucleic acid. A preferred class of linking groups that have been used to link morpholino monomeric units have also been used to give a non-ionic oligonucleotide. The non-ionic morpholino-based oligonucleotides are less likely to have undesired interactions with cellular proteins. Morpholino-based oligonucleotides are non-ionic mimics of oligonucleotides and are less likely to form undesired interactions with cellular proteins (Dwayne A. Braasch and David R. Corey, *Biochemistry*, 2002, 41(14), 4503-4510). Morpholino-based oligonucleotides are disclosed in U.S. Pat. No. 5,034,506, issued Jul. 23, 1991. The morpholino class of oligonucleotides have been prepared having a variety of different linking groups joining the monomeric subunits.

Morpholino nucleic acids have been prepared having a variety of different linking groups (L_2) joining the monomeric subunits. The basic formula is shown below:



wherein

T_1 is hydroxyl or a protected hydroxyl;

T_5 is hydrogen or a phosphate or phosphate derivative;

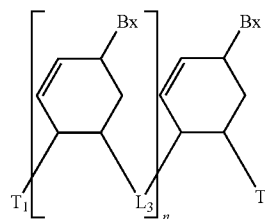
L_2 is a linking group; and

n is from 2 to about 50.

20

A further class of oligonucleotide mimetic is referred to as cyclohexenyl nucleic acids (CeNA). The furanose ring normally present in a DNA/RNA molecule is replaced with a cyclohexenyl ring. CeNA DMT protected phosphoramidite monomers have been prepared and used for oligonucleotide synthesis following classical phosphoramidite chemistry. Fully modified CeNA oligonucleotides and oligonucleotides having specific positions modified with CeNA have been prepared and studied (see Wang et al., *J. Am. Chem. Soc.*, 2000, 122, 8595-8602). In general the incorporation of CeNA monomers into a DNA chain increases its stability of a DNA/RNA hybrid. CeNA oligoadenylates formed complexes with RNA and DNA complements with similar stability to the native complexes. The study of incorporating CeNA structures into natural nucleic acid structures was shown by NMR and circular dichroism to proceed with easy conformational adaptation. Furthermore the incorporation of CeNA into a sequence targeting RNA was stable to serum and able to activate *E. Coli* RNase resulting in cleavage of the target RNA strand.

The general formula of CeNA is shown below:



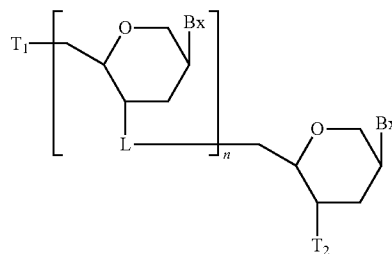
wherein

each Bx is a heterocyclic base moiety;

T_1 is hydroxyl or a protected hydroxyl; and

T_2 is hydroxyl or a protected hydroxyl.

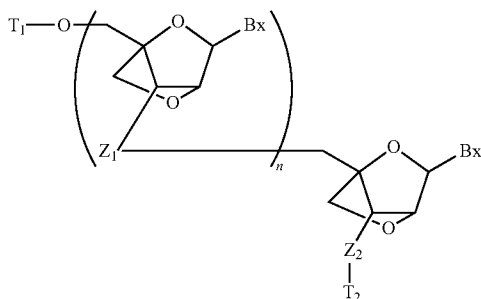
Another class of oligonucleotide mimetic (anhydrohexitol nucleic acid) can be prepared from one or more anhydrohexitol nucleosides (see, Wouters and Herdewijn, *Bioorg. Med. Chem. Lett.*, 1999, 9, 1563-1566) and would have the general formula:



A further preferred modification includes Locked Nucleic Acids (LNAs) in which the 2'-hydroxyl group is linked to the 4' carbon atom of the sugar ring thereby forming a 2'-C,4'-C-oxymethylene linkage thereby forming a bicyclic sugar moiety. The linkage is preferably a methylene ($-\text{CH}_2-$)_n group bridging the 2' oxygen atom and the 4' carbon atom wherein n is 1 or 2 (Singh et al., *Chem. Commun.*, 1998, 4, 455-456). LNA and LNA analogs display very high duplex thermal stabilities with complementary DNA and RNA ($T_m = +3$ to $+10$ C), stability towards 3'-exonucleolytic degradation and

21

good solubility properties. The basic structure of LNA showing the bicyclic ring system is shown below:



The conformations of LNAs determined by 2D NMR spectroscopy have shown that the locked orientation of the LNA nucleotides, both in single-stranded LNA and in duplexes, constrains the phosphate backbone in such a way as to introduce a higher population of the N-type conformation (Petersen et al., *J. Mol. Recognit.*, 2000, 13, 44-53). These conformations are associated with improved stacking of the nucleobases (Wengel et al., *Nucleosides Nucleotides*, 1999, 18, 1365-1370).

LNA has been shown to form exceedingly stable LNA: LNA duplexes (Koshkin et al., *J. Am. Chem. Soc.*, 1998, 120, 13252-13253). LNA:LNA hybridization was shown to be the most thermally stable nucleic acid type duplex system, and the RNA-mimicking character of LNA was established at the duplex level. Introduction of 3 LNA monomers (T or A) significantly increased melting points ($T_m = +15/+11$) toward DNA complements. The universality of LNA-mediated hybridization has been stressed by the formation of exceedingly stable LNA:LNA duplexes. The RNA-mimicking of LNA was reflected with regard to the N-type conformational restriction of the monomers and to the secondary structure of the LNA:RNA duplex.

LNAs also form duplexes with complementary DNA, RNA or LNA with high thermal affinities. Circular dichroism (CD) spectra show that duplexes involving fully modified LNA (esp. LNA:RNA) structurally resemble an A-form RNA:RNA duplex. Nuclear magnetic resonance (NMR) examination of an LNA:DNA duplex confirmed the 3'-endo conformation of an LNA monomer. Recognition of double-stranded DNA has also been demonstrated suggesting strand invasion by LNA. Studies of mismatched sequences show that LNAs obey the Watson-Crick base pairing rules with generally improved selectivity compared to the corresponding unmodified reference strands.

Novel types of LNA-oligonucleotides, as well as the LNAs, are useful in a wide range of diagnostic and therapeutic applications. Among these are antisense applications, PCR applications, strand-displacement oligomers, substrates for nucleic acid polymerases and generally as nucleotide based drugs.

Potent and nontoxic antisense oligonucleotides containing LNAs have been described (Wahlestedt et al., *Proc. Natl. Acad. Sci. U.S.A.*, 2000, 97, 5633-5638.) The authors have demonstrated that LNAs confer several desired properties to antisense agents. LNA/DNA copolymers were not degraded readily in blood serum and cell extracts. LNA/DNA copolymers exhibited potent antisense activity in assay systems as disparate as G-protein-coupled receptor signaling in living rat brain and detection of reporter genes in *Escherichia coli*.

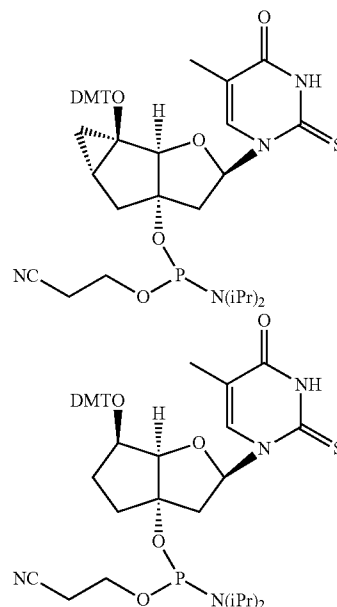
22

Lipofectin-mediated efficient delivery of LNA into living human breast cancer cells has also been accomplished.

The synthesis and preparation of the LNA monomers adenine, cytosine, guanine, 5-methyl-cytosine, thymine and uracil, along with their oligomerization, and nucleic acid recognition properties have been described (Koshkin et al., *Tetrahedron*, 1998, 54, 3607-3630). LNAs and preparation thereof are also described in WO 98/39352 and WO 99/14226.

The first analogs of LNA, phosphorothioate-LNA and 2'-thio-LNAs, have also been prepared (Kumar et al., *Bioorg. Med. Chem. Lett.*, 1998, 8, 2219-2222). Preparation of locked nucleoside analogs containing oligodeoxyribonucleotide duplexes as substrates for nucleic acid polymerases has also been described (Wengel et al., PCT International Application WO 98-DK393 19980914). Furthermore, synthesis of 2'-amino-LNA, a novel conformationally restricted high-affinity oligonucleotide analog with a handle has been described in the art (Singh et al., *J. Org. Chem.*, 1998, 63, 10035-10039). In addition, 2'-Amino- and 2'-methylamino-LNA's have been prepared and the thermal stability of their duplexes with complementary RNA and DNA strands has been previously reported.

Further oligonucleotide mimetics have been prepared to include bicyclic and tricyclic nucleoside analogs having the formulas (amidite monomers shown):

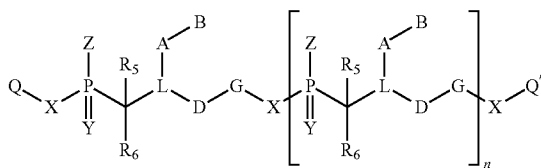


(see Steffens et al., *Helv. Chim. Acta*, 1997, 80, 2426-2439; Steffens et al., *J. Am. Chem. Soc.*, 1999, 121, 3249-3255; and Renneberg et al., *J. Am. Chem. Soc.*, 2002, 124, 5993-6002). These modified nucleoside analogs have been oligomerized using the phosphoramidite approach and the resulting oligonucleotides containing tricyclic nucleoside analogs have shown increased thermal stabilities (T_m 's) when hybridized to DNA, RNA and itself. Oligonucleotides containing bicyclic nucleoside analogs have shown thermal stabilities approaching that of DNA duplexes.

Another class of oligonucleotide mimetic is referred to as phosphonomonoester nucleic acids incorporate a phosphorus group in a backbone the backbone. This class of oligonucleotide mimetic is reported to have useful physical and biological

cal and pharmacological properties in the areas of inhibiting gene expression (antisense oligonucleotides, ribozymes, sense oligonucleotides and triplex-forming oligonucleotides), as probes for the detection of nucleic acids and as auxiliaries for use in molecular biology.

The general formula (for definitions of Markush variables see: U.S. Pat. Nos. 5,874,553 and 6,127,346 herein incorporated by reference in their entirety) is shown below.



Another oligonucleotide mimetic has been reported wherein the furanosyl ring has been replaced by a cyclobutyl moiety.

Modified Internucleoside Linkages

Specific examples of preferred oligomeric compounds useful in this invention include oligonucleotides containing modified e.g. non-naturally occurring internucleoside linkages. As defined in this specification, oligonucleotides having modified internucleoside linkages include internucleoside linkages that retain a phosphorus atom and internucleoside linkages that do not have a phosphorus atom. For the purposes of this specification, and as sometimes referenced in the art, modified oligonucleotides that do not have a phosphorus atom in their internucleoside backbone can also be considered to be oligonucleosides.

In the *C. elegans* system, modification of the internucleotide linkage (phosphorothioate) did not significantly interfere with RNAi activity. Based on this observation, it is suggested that certain preferred compositions of the invention can also have one or more modified internucleoside linkages. A preferred phosphorus containing modified internucleoside linkage is the phosphorothioate internucleoside linkage.

Preferred modified oligonucleotide backbones containing a phosphorus atom therein include, for example, phosphorothioates, chiral phosphorothioates, phosphoro-dithioates, phosphotriesters, aminoalkylphosphotriesters, methyl and other alkyl phosphonates including 3'-alkylene phosphonates, 5'-alkylene phosphonates and chiral phosphonates, phosphinates, phosphoramidates including 3'-amino phosphoramidate and aminoalkylphosphoramidates, thionophosphoramidates, thionoalkylphosphonates, thionoalkylphosphotriesters, selenophosphates and boranophosphates having normal 3'-5' linkages, 2'-5' linked analogs of these, and those having inverted polarity wherein one or more internucleotide linkages is a 3' to 3', 5' to 5' or 2' to 2' linkage. Preferred oligonucleotides having inverted polarity comprise a single 3' to 3' linkage at the 3'-most internucleotide linkage i.e. a single inverted nucleoside residue which may be abasic (the nucleobase is missing or has a hydroxyl group in place thereof). Various salts, mixed salts and free acid forms are also included.

Representative U.S. patents that teach the preparation of the above phosphorus-containing linkages include, but are not limited to, U.S. Pat. Nos. 3,687,808; 4,469,863; 4,476,301; 5,023,243; 5,177,196; 5,188,897; 5,264,423; 5,276,019; 5,278,302; 5,286,717; 5,321,131; 5,399,676; 5,405,939; 5,453,496; 5,455,233; 5,466,677; 5,476,925; 5,519,126; 5,536,821; 5,541,306; 5,550,111; 5,563,253; 5,571,799; 5,587,361; 5,194,599; 5,565,555; 5,527,899; 5,721,218;

5,672,697 and 5,625,050, certain of which are commonly owned with this application, and each of which is herein incorporated by reference.

In more preferred embodiments of the invention, oligonucleotides have one or more phosphorothioate and/or heteroatom internucleoside linkages, in particular $\text{—CH}_2\text{—NH—O—CH}_2\text{—}$, $\text{—CH}_2\text{—N(CH}_3\text{)—O—CH}_2\text{—}$ [known as a methylene (methylimino) or MMI backbone], $\text{—CH}_2\text{—O—N(CH}_3\text{)—CH}_2\text{—}$, $\text{—CH}_2\text{—N(CH}_3\text{)—N(CH}_3\text{)—CH}_2\text{—}$ and $\text{—O—N(CH}_3\text{)—CH}_2\text{—CH}_2\text{—}$ [wherein the native phosphodiester internucleotide linkage is represented as $\text{—O—P(=O)(OH)—O—CH}_2\text{—}$]. The MMI type internucleoside linkages are disclosed in the above referenced U.S. Pat. No. 5,489,677. Preferred amide internucleoside linkages are disclosed in the above referenced U.S. Pat. No. 5,602,240.

Preferred modified oligonucleotide backbones that do not include a phosphorus atom therein have backbones that are formed by short chain alkyl or cycloalkyl internucleoside linkages, mixed heteroatom and alkyl or cycloalkyl internucleoside linkages, or one or more short chain heteroatomic or heterocyclic internucleoside linkages. These include those having morpholino linkages (formed in part from the sugar portion of a nucleoside); siloxane backbones; sulfide, sulfoxide and sulfone backbones; formacetyl and thioformacetyl backbones; methylene formacetyl and thioformacetyl backbones; riboacetyl backbones; alkene containing backbones; sulfamate backbones; methyleneimino and methylenehydrazino backbones; sulfonate and sulfonamide backbones; amide backbones; and others having mixed N, O, S and CH_2 component parts.

Representative U.S. patents that teach the preparation of the above oligonucleosides include, but are not limited to, U.S. Pat. Nos. 5,034,506; 5,166,315; 5,185,444; 5,214,134; 5,216,141; 5,235,033; 5,264,562; 5,264,564; 5,405,938; 5,434,257; 5,466,677; 5,470,967; 5,489,677; 5,541,307; 5,561,225; 5,596,086; 5,602,240; 5,610,289; 5,602,240; 5,608,046; 5,610,289; 5,618,704; 5,623,070; 5,663,312; 5,633,360; 5,677,437; 5,792,608; 5,646,269 and 5,677,439, certain of which are commonly owned with this application, and each of which is herein incorporated by reference.

Modified Sugars

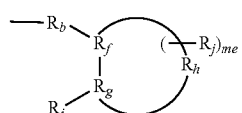
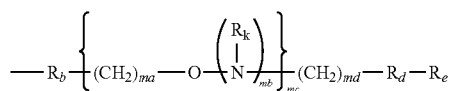
In addition to having at least one alternating motif the compositions of the present invention may also contain additional modified sugar moieties. Preferred modified sugar moieties comprise a sugar substituent group, which is normally attached to the 2'-position but alternatively can be attached to the 3', 4' or 5'-position, selected from: OH; F; O—, S—, or N-alkyl; O—, S—, or N-alkenyl; O—, S— or N-alkynyl; or O-alkyl-O-alkyl, wherein the alkyl, alkenyl and alkynyl may be substituted or unsubstituted C_1 to C_{10} alkyl or C_2 to C_{10} alkenyl and alkynyl. Particularly preferred are $\text{O}[(\text{CH}_2)_n\text{O}]_m\text{CH}_3$, $\text{O}(\text{CH}_2)_n\text{OCH}_3$, $\text{O}(\text{CH}_2)_n\text{NH}_2$, $\text{O}(\text{CH}_2)_n\text{CH}_3$, $\text{O}(\text{CH}_2)_n\text{ONH}_2$, and $\text{O}(\text{CH}_2)_n\text{ON}[(\text{CH}_2)_m\text{CH}_3]_2$, where n and m are from 1 to about 10. Other preferred sugar substituent groups include: C_1 to C_{10} lower alkyl, substituted lower alkyl, alkenyl, alkynyl, alkaryl, aralkyl, O-alkaryl or O-aralkyl, SH, SCH_3 , OCN, Cl, Br, CN, CF_3 , OCF_3 , SOCH_3 , SO_2CH_3 , ONO_2 , NO_2 , N_3 , NH_2 , heterocycloalkyl, heterocycloalkaryl, aminoalkylamino, polyalkylamino, substituted silyl, an RNA cleaving group, a reporter group, an intercalator, a group for improving the pharmacokinetic properties of an oligonucleotide, or a group for improving the pharmacodynamic properties of an oligonucleotide, and other substituents having similar properties. A preferred modification includes 2'-methoxyethoxy (2'-O— $\text{CH}_2\text{CH}_2\text{OCH}_3$, also known as 2'-O-(2-methoxyethyl) or 2'-MOE) (Martin et al., *Helv. Chim. Acta*, 1995, 78, 486-504)

25

i.e., an alkoxyalkoxy group. A further preferred modification includes 2'-dimethylaminoethoxy, i.e., a $O(CH_2)_2ON(CH_3)_2$ group, also known as 2'-DMAOE, as described in examples hereinbelow, and 2'-dimethylaminoethoxyethoxy (also known in the art as 2'-O-dimethyl-amino-ethoxy-ethyl or 2'-DMAEOE), i.e., 2'-O-CH₂OCH₂N(CH₃)₂.

Other preferred sugar substituent groups include methoxy ($-O-CH_3$), aminopropoxy ($-OCH_2CH_2CH_2NH_2$), allyl ($-CH_2-CH=CH_2$), $-O$ -allyl ($-O-CH_2-CH=CH_2$) and fluoro (F). 2'-Sugar substituent groups may be in the arabino (up) position or ribo (down) position. A preferred 2'-arabino modification is 2'-F. Similar modifications may also be made at other positions on the oligomeric compound, particularly the 3' position of the sugar on the 3' terminal nucleoside or in 2'-5' linked oligonucleotides and the 5' position of 5' terminal nucleotide. Oligonucleotides may also have sugar mimetics such as cyclobutyl moieties in place of the pentofuranosyl sugar. Representative U.S. patents that teach the preparation of such modified sugar structures include, but are not limited to, U.S. Pat. Nos. 4,981,957; 5,118,800; 5,319,080; 5,359,044; 5,393,878; 5,446,137; 5,466,786; 5,514,785; 5,519,134; 5,567,811; 5,576,427; 5,591,722; 5,597,909; 5,610,300; 5,627,053; 5,639,873; 5,646,265; 5,658,873; 5,670,633; 5,792,747; and 5,700,920, certain of which are commonly owned with the instant application, and each of which is herein incorporated by reference in its entirety.

Further representative sugar substituent groups include groups of formula I_a or II_a:

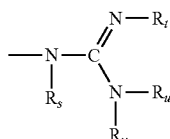


wherein:

R_b is O, S or NH;

R_d is a single bond, O, S or C(=O);

R_e is C₁-C₁₀ alkyl, N(R_k)(R_m), N(R_k)(R_n), N=C(R_p)(R_q), N=C(R_p)(R_r) or has formula III_a;



III_a

R_p and R_q are each independently hydrogen or C₁-C₁₀ alkyl;

R_r is $-R_x-R_y$;

each R_s, R_r, R_u and R_v is, independently, hydrogen, C(O) R_w, substituted or unsubstituted C₁-C₁₀ alkyl, substituted or unsubstituted C₂-C₁₀ alkenyl, substituted or unsubstituted C₂-C₁₀ alkynyl, alkylsulfonyl, arylsulfonyl, a chemical functional group or a conjugate group,

26

wherein the substituent groups are selected from hydroxyl, amino, alkoxy, carboxy, benzyl, phenyl, nitro, thiol, thioalkoxy, halogen, alkyl, aryl, alkenyl and alkynyl;

or optionally, R_u and R_v, together form a phthalimido moiety with the nitrogen atom to which they are attached; each R_w is, independently, substituted or unsubstituted C₁-C₁₀ alkyl, trifluoromethyl, cyanoethoxy, methoxy, ethoxy, t-butoxy, allyloxy, 9-fluorenylmethoxy, 2-(trimethylsilyl)-ethoxy, 2,2,2-trichloroethoxy, benzyloxy, butyryl, iso-butyryl, phenyl or aryl;

R_k is hydrogen, a nitrogen protecting group or $-R_x-R_y$;

R_p is hydrogen, a nitrogen protecting group or $-R_x-R_y$;

R_x is a bond or a linking moiety;

R_y is a chemical functional group, a conjugate group or a solid support medium;

each R_m and R_n is, independently, H, a nitrogen protecting group, substituted or unsubstituted C₁-C₁₀ alkyl, substituted or unsubstituted C₂-C₁₀ alkenyl, substituted or unsubstituted C₂-C₁₀ alkynyl, wherein the substituent groups are selected from hydroxyl, amino, alkoxy, carboxy, benzyl, phenyl, nitro, thiol, thioalkoxy, halogen, alkyl, aryl, alkenyl, alkynyl; NH₃⁺, N(R_u)(R_v), guanidino and acyl where said acyl is an acid amide or an ester;

or R_m and R_n, together, are a nitrogen protecting group, are joined in a ring structure that optionally includes an additional heteroatom selected from N and O or are a chemical functional group;

R_i is OR_z, SR_z, or N(R_z)₂;

each R_z is, independently, H, C₁-C₈ alkyl, C₁-C₈ haloalkyl, C(=NH)N(H)R_u, C(=O)N(H)R_u or OC(=O)N(H)R_u;

R_f, R_g and R_h comprise a ring system having from about 4 to about 7 carbon atoms or having from about 3 to about 6 carbon atoms and 1 or 2 heteroatoms wherein said heteroatoms are selected from oxygen, nitrogen and sulfur and wherein said ring system is aliphatic, unsaturated aliphatic, aromatic, or saturated or unsaturated heterocyclic;

R_j is alkyl or haloalkyl having 1 to about 10 carbon atoms, alkenyl having 2 to about 10 carbon atoms, alkynyl having 2 to about 10 carbon atoms, aryl having 6 to about 14 carbon atoms, N(R_k)(R_m) OR_k, halo, SR_k or CN;

m_a is 1 to about 10;

each m_b is, independently, 0 or 1;

m_c is 0 or an integer from 1 to 10;

m_d is an integer from 1 to 10;

m_e is from 0, 1 or 2; and

provided that when m_c is 0, m_d is greater than 1.

Representative substituent groups of Formula I are disclosed in U.S. patent application Ser. No. 09/130,973, filed Aug. 7, 1998, entitled "Capped 2'-Oxyethoxy Oligonucleotides," hereby incorporated by reference in its entirety.

Representative cyclic substituent groups of Formula II are disclosed in U.S. patent application Ser. No. 09/123,108, filed Jul. 27, 1998, entitled "RNA Targeted 2'-Oligonucleotides that are Conformationally Preorganized," hereby incorporated by reference in its entirety.

Particularly preferred sugar substituent groups include O[(CH₂)_nO]_mCH₃, O(CH₂)_nOCH₃, O(CH₂)_nNH₂, O(CH₂)_nCH₃, O(CH₂)_nONH₂, and O(CH₂)_nON[(CH₂)_nCH₃]₂, where n and m are from 1 to about 10.

Representative guanidino substituent groups that are shown in formula III and IV are disclosed in co-owned U.S. patent application Ser. No. 09/349,040, entitled "Functionalized Oligomers", filed Jul. 7, 1999, hereby incorporated by reference in its entirety.

Representative acetamido substituent groups are disclosed in U.S. Pat. No. 6,147,200 which is hereby incorporated by reference in its entirety.

Representative dimethylaminoethoxyethyl substituent groups are disclosed in International Patent Application PCT/US99/17895, entitled "2'-O-Dimethylaminoethoxyethyl-Oligonucleotides", filed Aug. 6, 1999, hereby incorporated by reference in its entirety.

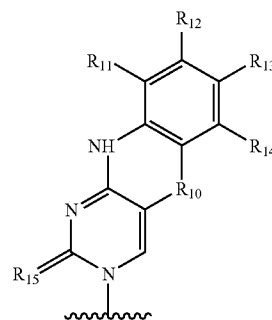
Modified Nucleobases/Naturally Occurring Nucleobases

Oligomeric compounds may also include nucleosides or other surrogate or mimetic monomeric subunits that include a nucleobase (often referred to in the art simply as "base" or "heterocyclic base moiety"). The nucleobase is another moiety that has been extensively modified or substituted and such modified and or substituted nucleobases are amenable to the present invention. As used herein, "unmodified" or "natural" nucleobases include the purine bases adenine (A) and guanine (G), and the pyrimidine bases thymine (T), cytosine (C) and uracil (U). Modified nucleobases also referred herein as heterocyclic base moieties include other synthetic and natural nucleobases such as 5-methylcytosine (5-me-C), 5-hydroxymethyl cytosine, xanthine, hypoxanthine, 2-aminoadenine, 6-methyl and other alkyl derivatives of adenine and guanine, 2-propyl and other alkyl derivatives of adenine and guanine, 2-thiouracil, 2-thiothymine and 2-thiocytosine, 5-halouracil and cytosine, 5-propynyl ($\text{—C}\equiv\text{C—CH}_3$) uracil and cytosine and other alkynyl derivatives of pyrimidine bases, 6-azo uracil, cytosine and thymine, 5-uracil (pseudouracil), 4-thiouracil, 8-halo, 8-amino, 8-thiol, 8-thioalkyl, 8-hydroxyl and other 8-substituted adenines and guanines, 5-halo particularly 5-bromo, 5-trifluoromethyl and other 5-substituted uracils and cytosines, 7-methylguanine and 7-methyladenine, 2-F-adenine, 2-amino-adenine, 8-azaguanine and 8-azaadenine, 7-deazaguanine and 7-deazaadenine and 3-deazaguanine and 3-deazaadenine.

Nucleobases may also include those in which the purine or pyrimidine base is replaced with other heterocycles, for example 7-deaza-adenine, 7-deazaguanosine, 2-aminopyridine and 2-pyridone. Further nucleobases include those disclosed in U.S. Pat. No. 3,687,808, those disclosed in *The Concise Encyclopedia Of Polymer Science And Engineering*, pages 858-859, Kroschwitz, J. I., ed. John Wiley & Sons, 1990, those disclosed by Englisch et al., *Angewandte Chemie*, International Edition, 1991, 30, 613, and those disclosed by Sanghvi, Y. S., Chapter 15, *Antisense Research and Applications*, pages 289-302, Crooke, S. T. and Lebleu, B., ed., CRC Press, 1993. Certain of these nucleobases are particularly useful for increasing the binding affinity of the compositions of the invention. These include 5-substituted pyrimidines, 6-azapyrimidines and N-2, N-6 and O-6 substituted purines, including 2 aminopropyladenine, 5-propynyluracil and 5-propynylcytosine. 5 methylcytosine substitutions have been shown to increase nucleic acid duplex stability by 0.6-1.2° C. (Sanghvi, Y. S., Crooke, S. T. and Lebleu, B., eds., *Antisense Research and Applications*, CRC Press, Boca Raton, 1993, pp. 276-278) and are presently preferred base substitutions, even more particularly when combined with 2'-O-methoxyethyl sugar modifications.

Oligomeric compounds of the present invention can also include polycyclic heterocyclic compounds in place of one or more heterocyclic base moieties. A number of tricyclic heterocyclic compounds have been previously reported. These compounds are routinely used in antisense applications to increase the binding properties of the modified strand to a target strand. The most studied modifications are targeted to guanosines hence they have been termed G-clamps or cyti-

dine analogs. Many of these polycyclic heterocyclic compounds have the general formula:



Representative cytosine analogs that make 3 hydrogen bonds with a guanosine in a second strand include 1,3-diazaphenoxazine-2-one ($\text{R}_{10}=\text{O}$, $\text{R}_{11}-\text{R}_{14}=\text{H}$) [Kurchavov, et al., *Nucleosides and Nucleotides*, 1997, 16, 1837-1846], 1,3-diazaphenothiazine-2-one ($\text{R}_{10}=\text{S}$, $\text{R}_{11}-\text{R}_{14}=\text{H}$), [Lin, K.-Y.; Jones, R. J.; Matteucci, M. J. Am. Chem. Soc. 1995, 117, 3873-3874] and 6,7,8,9-tetrafluoro-1,3-diazaphenoxazine-2-one ($\text{R}_{10}=\text{O}$, $\text{R}_{11}-\text{R}_{14}=\text{F}$) [Wang, J.; Lin, K.-Y., Matteucci, M. Tetrahedron Lett. 1998, 39, 8385-8388]. Incorporated into oligonucleotides these base modifications were shown to hybridize with complementary guanine and the latter was also shown to hybridize with adenine and to enhance helical thermal stability by extended stacking interactions (also see U.S. Patent Application entitled "Modified Peptide Nucleic Acids" filed May 24, 2002, Ser. No. 10/155,920; and U.S. Patent Application entitled "Nuclease Resistant Chimeric Oligonucleotides" filed May 24, 2002, Ser. No. 10/013,295, both of which are commonly owned with this application and are herein incorporated by reference in their entirety).

Further helix-stabilizing properties have been observed when a cytosine analog/substitute has an aminoethoxy moiety attached to the rigid 1,3-diazaphenoxazine-2-one scaffold ($\text{R}_{10}=\text{O}$, $\text{R}_{11}=\text{O—(CH}_2)_2\text{—NH}_2$, $\text{R}_{12-14}=\text{H}$) [Lin, K.-Y.; Matteucci, M. J. Am. Chem. Soc. 1998, 120, 8531-8532]. Binding studies demonstrated that a single incorporation could enhance the binding affinity of a model oligonucleotide to its complementary target DNA or RNA with a ΔT_m of up to 18° relative to 5-methyl cytosine (dC5^{me}), which is the highest known affinity enhancement for a single modification, yet. On the other hand, the gain in helical stability does not compromise the specificity of the oligonucleotides. The T_m data indicate an even greater discrimination between the perfect match and mismatched sequences compared to dC5^{me} . It was suggested that the tethered amino group serves as an additional hydrogen bond donor to interact with the Hoogsteen face, namely the O6, of a complementary guanine thereby forming 4 hydrogen bonds. This means that the increased affinity of G-clamp is mediated by the combination of extended base stacking and additional specific hydrogen bonding.

Further tricyclic heterocyclic compounds and methods of using them that are amenable to the present invention are disclosed in U.S. Pat. No. 6,028,183, which issued on May 22, 2000, and U.S. Pat. No. 6,007,992, which issued on Dec. 28, 1999, the contents of both are commonly assigned with this application and are incorporated herein in their entirety.

The enhanced binding affinity of the phenoxazine derivatives together with their uncompromised sequence specificity makes them valuable nucleobase analogs for the development

of more potent antisense-based drugs. In fact, promising data have been derived from in vitro experiments demonstrating that heptanucleotides containing phenoxazine substitutions are capable to activate RNaseH, enhance cellular uptake and exhibit an increased antisense activity [Lin, K.-Y.; Matteucci, M. J. Am. Chem. Soc. 1998, 120, 8531-8532]. The activity enhancement was even more pronounced in case of G-clamp, as a single substitution was shown to significantly improve the in vitro potency of a 20mer 2'-deoxyphosphorothioate oligonucleotides [Flanagan, W. M.; Wolf, J. J.; Olson, P.; Grant, D.; Lin, K.-Y.; Wagner, R. W.; Matteucci, M. Proc. Natl. Acad. Sci. USA, 1999, 96, 3513-3518]. Nevertheless, to optimize oligonucleotide design and to better understand the impact of these heterocyclic modifications on the biological activity, it is important to evaluate their effect on the nuclease stability of the oligomers.

Further modified polycyclic heterocyclic compounds useful as nucleobases are disclosed in but not limited to, the above noted U.S. Pat. No. 3,687,808, as well as U.S. Pat. Nos. 4,845,205; 5,130,302; 5,134,066; 5,175,273; 5,367,066; 5,432,272; 5,434,257; 5,457,187; 5,459,255; 5,484,908; 5,502,177; 5,525,711; 5,552,540; 5,587,469; 5,594,121; 5,596,091; 5,614,617; 5,645,985; 5,646,269; 5,750,692; 5,830,653; 5,763,588; 6,005,096; and 5,681,941, and U.S. patent application Ser. No. 09/996,292 filed Nov. 28, 2001, certain of which are commonly owned with the instant application, and each of which is herein incorporated by reference.

Conjugates

Oligomeric compounds used in the compositions of the present invention can also be modified to have one or more moieties or conjugates which enhance their activity, cellular distribution or cellular uptake. In one embodiment such modified oligomeric compounds are prepared by covalently attaching conjugate groups to functional groups such as hydroxyl or amino groups. Conjugate groups of the invention include intercalators, reporter molecules, polyamines, polyamides, polyethylene glycols, polyethers, groups that enhance the pharmacodynamic properties of oligomers, and groups that enhance the pharmacokinetic properties of oligomers. Typical conjugates groups include cholesterols, lipids, phospholipids, biotin, phenazine, folate, phenanthridine, anthraquinone, acridine, fluoresceins, rhodamines, coumarins, and dyes. Groups that enhance the pharmacodynamic properties, in the context of this invention, include groups that improve oligomer uptake, enhance oligomer resistance to degradation, and/or strengthen sequence-specific hybridization with RNA. Groups that enhance the pharmacokinetic properties, in the context of this invention, include groups that improve oligomer uptake, distribution, metabolism or excretion. Representative conjugate groups are disclosed in International Patent Application PCT/US92/09196, filed Oct. 23, 1992 the entire disclosure of which is incorporated herein by reference. Conjugate moieties include but are not limited to lipid moieties such as a cholesterol moiety (Letsinger et al., *Proc. Natl. Acad. Sci. USA*, 1989, 86, 6553-6556), cholic acid (Manoharan et al., *Bioorg. Med. Chem. Lett.*, 1994, 4, 1053-1060), a thioether, e.g., hexyl-S-tritylthiol (Manoharan et al., *Ann. N. Y. Acad. Sci.*, 1992, 660, 306-309; Manoharan et al., *Bioorg. Med. Chem. Lett.*, 1993, 3, 2765-2770), a thiocholesterol (Oberhauser et al., *Nucl. Acids Res.*, 1992, 20, 533-538), an aliphatic chain, e.g., dodecandiol or undecyl residues (Saison-Behmoaras et al., *EMBO J.*, 1991, 10, 1111-1118; Kabanov et al., *FEBS Lett.*, 1990, 259, 327-330; Svinarchuk et al., *Biochimie*, 1993, 75, 49-54), a phospholipid, e.g., dihexadecyl-rac-glycerol or triethylammonium 1,2-di-O-hexadecyl-rac-glycero-3-H-phosphonate (Manoharan et al., *Tetrahedron Lett.*, 1995, 36, 3651-3654; Shea et al., *Nucl. Acids*

Res., 1990, 18, 3777-3783), a polyamine or a polyethylene glycol chain (Manoharan et al., *Nucleosides & Nucleotides*, 1995, 14, 969-973), or adamantane acetic acid (Manoharan et al., *Tetrahedron Lett.*, 1995, 36, 3651-3654), a palmityl moiety (Mishra et al., *Biochim. Biophys. Acta*, 1995, 1264, 229-237), or an octadecylamine or hexylamino-carbonyl-oxycholesterol moiety (Crooke et al., *J. Pharmacol. Exp. Ther.*, 1996, 277, 923-937).

The compositions of the invention may also be conjugated to active drug substances, for example, aspirin, warfarin, phenylbutazone, ibuprofen, suprofen, fenbufen, ketoprofen, (S)-(+)-pranoprofen, carprofen, dansylsarcosine, 2,3,5-triiodobenzoic acid, flufenamic acid, folic acid, a benzothiadiazide, chlorothiazide, a diazepam, indomethacin, a barbiturate, a cephalosporin, a sulfa drug, an antidiabetic, an antibacterial or an antibiotic. Oligonucleotide-drug conjugates and their preparation are described in U.S. patent application Ser. No. 09/334,130 (filed Jun. 15, 1999), incorporated herein by reference in its entirety.

Representative U.S. patents that teach the preparation of such oligonucleotide conjugates include, but are not limited to, U.S. Pat. Nos. 4,828,979; 4,948,882; 5,218,105; 5,525,465; 5,541,313; 5,545,730; 5,552,538; 5,578,717; 5,580,731; 5,580,731; 5,591,584; 5,109,124; 5,118,802; 5,138,045; 5,414,077; 5,486,603; 5,512,439; 5,578,718; 5,608,046; 4,587,044; 4,605,735; 4,667,025; 4,762,779; 4,789,737; 4,824,941; 4,835,263; 4,876,335; 4,904,582; 4,958,013; 5,082,830; 5,112,963; 5,214,136; 5,082,830; 5,112,963; 5,214,136; 5,245,022; 5,254,469; 5,258,506; 5,262,536; 5,272,250; 5,292,873; 5,317,098; 5,371,241; 5,391,723; 5,416,203; 5,451,463; 5,510,475; 5,512,667; 5,514,785; 5,565,552; 5,567,810; 5,574,142; 5,585,481; 5,587,371; 5,595,726; 5,597,696; 5,599,923; 5,599,928 and 5,688,941, certain of which are commonly owned with the instant application, and each of which is herein incorporated by reference.

Oligomeric compounds used in the compositions of the present invention can also be modified to have one or more stabilizing groups that are generally attached to one or both termini of oligomeric compounds to enhance properties such as for example nuclease stability. Included in stabilizing groups are cap structures. By "cap structure or terminal cap moiety" is meant chemical modifications, which have been incorporated at either terminus of oligonucleotides (see for example Wincott et al., WO 97/26270, incorporated by reference herein). These terminal modifications protect the oligomeric compounds having terminal nucleic acid molecules from exonuclease degradation, and can help in delivery and/or localization within a cell. The cap can be present at the 5'-terminus (5'-cap) or at the 3'-terminus (3'-cap) or can be present on both termini. In non-limiting examples, the 5'-cap includes inverted abasic residue (moiety), 4', 5'-methylene nucleotide; 1-(beta-D-erythrofuransyl) nucleotide, 4'-thio nucleotide, carbocyclic nucleotide; 1,5-anhydrohexitol nucleotide; L-nucleotides; alpha-nucleotides; modified base nucleotide; phosphorodithioate linkage; threo-pentofuranosyl nucleotide; acyclic 3',4'-seco nucleotide; acyclic 3,4-dihydroxybutyl nucleotide; acyclic 3,5-dihydroxypentyl nucleotide; 3'-3'-inverted nucleotide moiety; 3'-3'-inverted abasic moiety; 3'-2'-inverted nucleotide moiety; 3'-2'-inverted abasic moiety; 1,4-butanediol phosphate; 3'-phosphoramidate; hexylphosphate; aminohexyl phosphate; 3'-phosphate; 3'-phosphorothioate; phosphorodithioate; or bridging or non-bridging methylphosphonate moiety (for more details see Wincott et al., International PCT publication No. WO 97/26270, incorporated by reference herein).

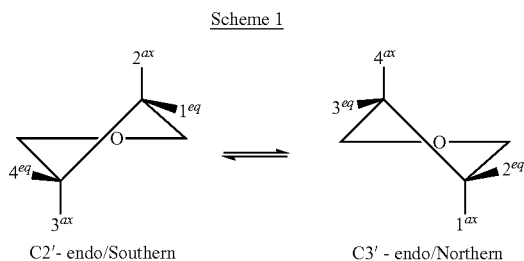
Particularly preferred 3'-cap structures of the present invention include, for example 4',5'-methylene nucleotide;

31

1-(beta-D-erythrofuransyl) nucleotide; 4'-thio nucleotide, carbocyclic nucleotide; 5'-amino-alkyl phosphate; 1,3-diamino-2-propyl phosphate, 3-aminopropyl phosphate; 6-aminohexyl phosphate; 1,2-aminododecyl phosphate; hydroxypropyl phosphate; 1,5-anhydrohexitol nucleotide; L-nucleotide; alpha-nucleotide; modified base nucleotide; phosphorodithioate; threo-pentofuransyl nucleotide; acyclic 3',4'-seco nucleotide; 3,4-dihydroxybutyl nucleotide; 3,5-dihydroxypentyl nucleotide, 5'-5'-inverted nucleotide moiety; 5'-5'-inverted abasic moiety; 5'-phosphoramidate; 5'-phosphorothioate; 1,4-butanediol phosphate; 5'-amino; bridging and/or non-bridging 5'-phosphoramidate, phosphorothioate and/or phosphorodithioate, bridging or non bridging methylphosphonate and 5'-mercapto moieties (for more details see Beaucage and Tyler, 1993, Tetrahedron 49, 1925; incorporated by reference herein).

3'-Endo Modifications

In one aspect of the present invention oligomeric compounds include nucleosides that are chemically modified to induce a 3'-endo sugar conformation. A nucleoside can have a chemical modification of the nucleobase, the sugar moiety or both to induce a 3'-endo sugar conformation. These modified nucleosides are used to mimic RNA like nucleosides so that particular properties of an oligomeric compound especially an oligonucleotide can be enhanced while maintaining the desirable 3'-endo conformational geometry. There is an apparent preference for an RNA type duplex (A form helix, predominantly 3'-endo) as a requirement of RNA interference which is supported in part by the fact that duplexes composed of 2'-deoxy-2'-F-nucleosides appear efficient in triggering RNAi response in the *C. elegans* system. Properties that are enhanced by using more stable 3'-endo nucleosides include but aren't limited to modulation of pharmacokinetic properties through modification of protein binding, protein off-rate, absorption and clearance; modulation of nuclease stability as well as chemical stability; modulation of the binding affinity and specificity of the oligomer (affinity and specificity for enzymes as well as for complementary sequences); and increasing efficacy of RNA cleavage. The present invention includes oligomeric compounds having at least one 2'-O-methyl modified nucleoside and further comprising additional nucleosides that are modified in such a way as to favor a C3'-endo type conformation.



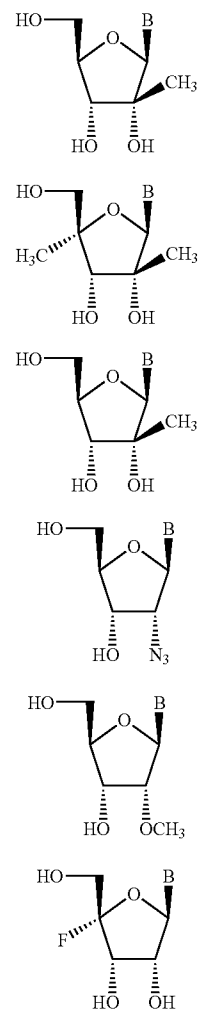
Nucleoside conformation is influenced by various factors including substitution at the 2', 3' or 4'-positions of the pentofuransyl sugar. Electronegative substituents generally prefer the axial positions, while sterically demanding substituents generally prefer the equatorial positions (Principles of Nucleic Acid Structure, Wolfgang Sanger, 1984, Springer-Verlag.) Modification of the 2' position to favor the 3'-endo conformation can be achieved while maintaining the 2'-OH as a recognition element, as illustrated in FIG. 2, below (Gallo et al., Tetrahedron (2001), 57, 5707-5713. Harry-O'kuru et al.,

32

J. Org. Chem., (1997), 62(6), 1754-1759 and Tang et al., J. Org. Chem. (1999), 64, 747-754.) Alternatively, preference for the 3'-endo conformation can be achieved by deletion of the 2'-OH as exemplified by 2'-deoxy-2F-nucleosides (Kawasaki et al., J. Med. Chem. (1993), 36, 831-841), which adopts the 3'-endo conformation positioning the electronegative fluorine atom in the axial position. Other modifications of the ribose ring, for example substitution at the 4'-position to give 4'-F modified nucleosides (Guillerm et al., Bioorganic and Medicinal Chemistry Letters (1995), 5, 1455-1460 and Owen et al., J. Org. Chem. (1976), 41, 3010-3017), or for example modification to yield methanocarba nucleoside analogs (Jacobson et al., J. Med. Chem. Lett. (2000), 43, 2196-2203 and Lee et al., Bioorganic and Medicinal Chemistry Letters (2001), 11, 1333-1337) also induce preference for the 3'-endo conformation. Some modifications actually lock the conformational geometry by formation of a bicyclic sugar moiety e.g. locked nucleic acid (LNA, Singh et al, Chem. Commun. (1998), 4, 455-456), and ethylene bridged nucleic acids (ENA, Morita et al, Bioorganic & Medicinal Chemistry Letters (2002), 12, 73-76.)

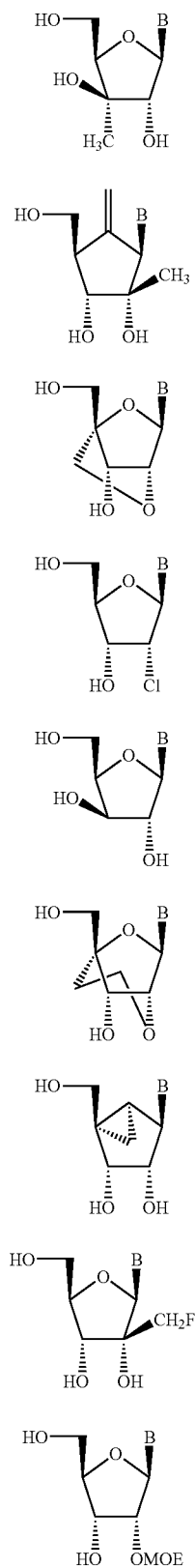
Examples of modified nucleosides amenable to the present invention are shown below in Table I. These examples are meant to be representative and not exhaustive.

TABLE I



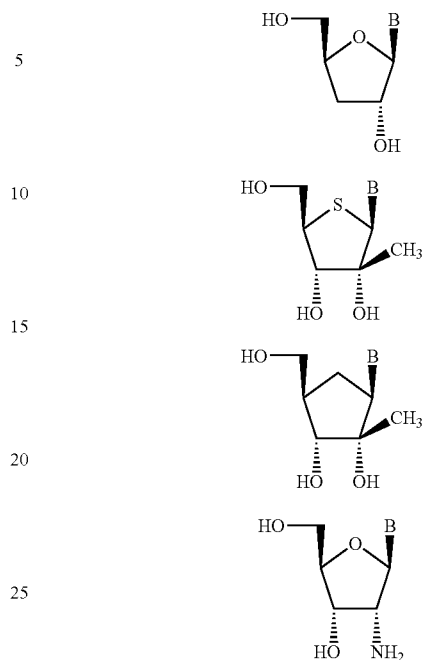
33

TABLE I-continued



34

TABLE I-continued



30 The preferred conformation of modified nucleosides and their oligomers can be estimated by various methods such as molecular dynamics calculations, nuclear magnetic resonance spectroscopy and CD measurements. Hence, modifications predicted to induce RNA like conformations, A-form duplex geometry in an oligomeric context, are selected for use in one or more of the oligonucleotides of the present invention. The synthesis of numerous of the modified nucleosides amenable to the present invention are known in the art (see for example, Chemistry of Nucleosides and Nucleotides Vol 1-3, ed. Leroy B. Townsend, 1988, Plenum press., and the examples section below.) Nucleosides known to be inhibitors/substrates for RNA dependent RNA polymerases (for example HCV NS5B

In one aspect, the present invention is directed to oligonucleotides that are prepared having enhanced properties compared to native RNA against nucleic acid targets. A target is identified and an oligonucleotide is selected having an effective length and sequence that is complementary to a portion of the target sequence. Each nucleoside of the selected sequence is scrutinized for possible enhancing modifications. A preferred modification would be the replacement of one or more RNA nucleosides with nucleosides that have the same 3'-endo conformational geometry. Such modifications can enhance chemical and nuclease stability relative to native RNA while at the same time being much cheaper and easier to synthesize and/or incorporate into an oligonucleotide. The selected sequence can be further divided into regions and the nucleosides of each region evaluated for enhancing modifications that can be the result of a chimeric configuration. Consideration is also given to the termini (e.g. 5' and 3'-termini) as there are often advantageous modifications that can be made to one or more of the terminal monomeric subunits. In one aspect of the invention, desired properties and or activity of oligonucleotides are enhanced by the inclusion of a 5'-phosphate or modified phosphate moiety.

The terms used to describe the conformational geometry of homoduplex nucleic acids are "A Form" for RNA and "B

Form" for DNA. The respective conformational geometry for RNA and DNA duplexes was determined from X-ray diffraction analysis of nucleic acid fibers (Amott and Hukins, *Biochem. Biophys. Res. Comm.*, 1970, 47, 1504.) In general, RNA:RNA duplexes are more stable and have higher melting temperatures (T_m 's) than DNA:DNA duplexes (Sanger et al., *Principles of Nucleic Acid Structure*, 1984, Springer-Verlag; New York, N.Y.; Lesnik et al., *Biochemistry*, 1995, 34, 10807-10815; Conte et al., *Nucleic Acids Res.*, 1997, 25, 2627-2634). The increased stability of RNA has been attributed to several structural features, most notably the improved base stacking interactions that result from an A-form geometry (Searle et al., *Nucleic Acids Res.*, 1993, 21, 2051-2056). The presence of the 2'-hydroxyl in RNA biases the sugar toward a C3' endo pucker, i.e., also designated as Northern pucker, which causes the duplex to favor the A-form geometry. In addition, the 2' hydroxyl groups of RNA can form a network of water mediated hydrogen bonds that help stabilize the RNA duplex (Egli et al., *Biochemistry*, 1996, 35, 8489-8494). On the other hand, deoxy nucleic acids prefer a C2' endo sugar pucker, i.e., also known as Southern pucker, which is thought to impart a less stable B-form geometry (Sanger, W. (1984) *Principles of Nucleic Acid Structure*, Springer-Verlag, New York, N.Y.). As used herein, B-form geometry is inclusive of both C2'-endo pucker and O4'-endo pucker. This is consistent with Berger, et. al., *Nucleic Acids Research*, 1998, 26, 2473-2480, who pointed out that in considering the furanose conformations which give rise to B-form duplexes consideration should also be given to a O4'-endo pucker contribution.

DNA:RNA hybrid duplexes, however, are usually less stable than pure RNA:RNA duplexes, and depending on their sequence may be either more or less stable than DNA:DNA duplexes (Searle et al., *Nucleic Acids Res.*, 1993, 21, 2051-2056). The structure of a hybrid duplex is intermediate between A- and B-form geometries, which may result in poor stacking interactions (Lane et al., *Eur. J. Biochem.*, 1993, 215, 297-306; Fedoroff et al., *J. Mol. Biol.*, 1993, 233, 509-523; Gonzalez et al., *Biochemistry*, 1995, 34, 4969-4982; Horton et al., *J. Mol. Biol.*, 1996, 264, 521-533). The stability of the duplex formed between a target RNA and a synthetic sequence is central to therapies such as but not limited to antisense and RNA interference as these mechanisms require the binding of a synthetic strand of oligonucleotide to an RNA target strand. In the case of antisense, effective inhibition of the mRNA requires that the antisense DNA have a very high binding affinity with the mRNA. Otherwise the desired interaction between the synthetic strand and target mRNA strand will occur infrequently, resulting in decreased efficacy.

One routinely used method of modifying the sugar puckering is the substitution of the sugar at the 2'-position with a substituent group that influences the sugar geometry. The influence on ring conformation is dependant on the nature of the substituent at the 2'-position. A number of different substituents have been studied to determine their sugar puckering effect. For example, 2'-halogens have been studied showing that the 2'-fluoro derivative exhibits the largest population (65%) of the C3'-endo form, and the 2'-iodo exhibits the lowest population (7%). The populations of adenosine (2'-OH) versus deoxyadenosine (2'-H) are 36% and 19%, respectively. Furthermore, the effect of the 2'-fluoro group of adenosine dimers (2'-deoxy-2'-fluoroadenosine-2'-deoxy-2'-fluoro-adenosine) is further correlated to the stabilization of the stacked conformation.

As expected, the relative duplex stability can be enhanced by replacement of 2'-OH groups with 2'-F groups thereby increasing the C3'-endo population. It is assumed that the

highly polar nature of the 2'-F bond and the extreme preference for C3'-endo puckering may stabilize the stacked conformation in an A-form duplex. Data from UV hypochromicity, circular dichroism, and ^1H NMR also indicate that the degree of stacking decreases as the electronegativity of the halo substituent decreases. Furthermore, steric bulk at the 2'-position of the sugar moiety is better accommodated in an A-form duplex than a B-form duplex. Thus, a 2'-substituent on the 3'-terminus of a dinucleoside monophosphate is thought to exert a number of effects on the stacking conformation: steric repulsion, furanose puckering preference, electrostatic repulsion, hydrophobic attraction, and hydrogen bonding capabilities. These substituent effects are thought to be determined by the molecular size, electronegativity, and hydrophobicity of the substituent. Melting temperatures of complementary strands is also increased with the 2'-substituted adenosine diphosphates. It is not clear whether the 3'-endo preference of the conformation or the presence of the substituent is responsible for the increased binding. However, greater overlap of adjacent bases (stacking) can be achieved with the 3'-endo conformation.

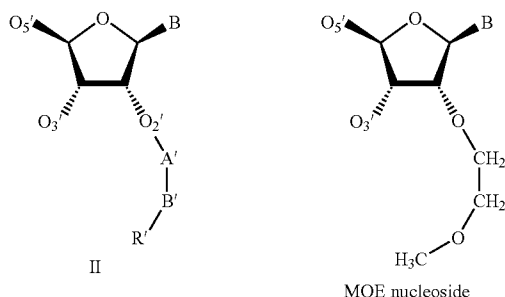
One synthetic 2'-modification that imparts increased nuclease resistance and a very high binding affinity to nucleotides is the 2-methoxyethoxy (2'-MOE, 2'-OCH₂CH₂OCH₃) side chain (Baker et al., *J. Biol. Chem.*, 1997, 272, 11944-12000). One of the immediate advantages of the 2'-MOE substitution is the improvement in binding affinity, which is greater than many similar 2' modifications such as O-methyl, O-propyl, and O-aminopropyl. Oligonucleotides having the 2'-O-methoxyethyl substituent also have been shown to be antisense inhibitors of gene expression with promising features for in vivo use (Martin, P., *Helv. Chim. Acta*, 1995, 78, 486-504; Altmann et al., *Chimia*, 1996, 50, 168-176; Altmann et al., *Biochem. Soc. Trans.*, 1996, 24, 630-637; and Altmann et al., *Nucleosides Nucleotides*, 1997, 16, 917-926). Relative to DNA, the oligonucleotides having the 2'-MOE modification displayed improved RNA affinity and higher nuclease resistance. Chimeric oligonucleotides having 2'-MOE substituents in the wing nucleosides and an internal region of deoxy-phosphorothioate nucleotides (also termed a gapped oligonucleotide or gapmer) have shown effective reduction in the growth of tumors in animal models at low doses. 2'-MOE substituted oligonucleotides have also shown outstanding promise as antisense agents in several disease states. One such MOE substituted oligonucleotide is presently being investigated in clinical trials for the treatment of CMV retinitis.

To better understand the higher RNA affinity of 2'-O-methoxyethyl substituted RNA and to examine the conformational properties of the 2'-O-methoxyethyl substituent, two dodecamer oligonucleotides were synthesized having SEQ ID NO: 54 (CGC GAA UUC GCG) and SEQ ID NO: 55 (GCG CUU AAG CGC). These self-complementary strands have every 2'-position modified with a 2'-O-methoxyethyl. The duplex was crystallized at a resolution of 1.7 Ångstrom and the crystal structure was determined. The conditions used for the crystallization were 2 mM oligonucleotide, 50 mM Na Hepes pH 6.2-7.5, 10.50 mM MgCl₂, 15% PEG 400. The crystal data showed: space group C2, cell constants a=41.2 Å, b=34.4 Å, c=46.6 Å, β =92.4°. The resolution was 1.7 Å at -170° C. The current R-factor was 20% (R_{free} 26%).

This crystal structure is believed to be the first crystal structure of a fully modified RNA oligonucleotide analogue. The duplex adopts an overall A-form conformation and all modified sugars display C3'-endo pucker. In most of the 2'-O-substituents, the torsion angle around the A'-B' bond, as depicted in Structure II below, of the ethylene glycol linker

37

has a gauche conformation. For 2'-O-MOE, A' and B' of Structure II below are methylene moieties of the ethyl portion of the MOE and R' is the methoxy portion.



In the crystal, the 2'-O-MOE RNA duplex adopts a general orientation such that the crystallographic 2-fold rotation axis does not coincide with the molecular 2-fold rotation axis. The duplex adopts the expected A-type geometry and all of the 24 2'-O-MOE substituents were visible in the electron density maps at full resolution. The electron density maps as well as the temperature factors of substituent atoms indicate flexibility of the 2'-O-MOE substituent in some cases.

Most of the 2'-O-MOE substituents display a gauche conformation around the C—C bond of the ethyl linker. However, in two cases, a trans conformation around the C—C bond is observed. The lattice interactions in the crystal include packing of duplexes against each other via their minor grooves. Therefore, for some residues, the conformation of the 2'-O-substituent is affected by contacts to an adjacent duplex. In general, variations in the conformation of the substituents (e.g. g⁺ or g⁻ around the C—C bonds) create a range of interactions between substituents, both inter-strand, across the minor groove, and intra-strand. At one location, atoms of substituents from two residues are in van der Waals contact across the minor groove. Similarly, a close contact occurs between atoms of substituents from two adjacent intra-strand residues.

Previously determined crystal structures of A-DNA duplexes were for those that incorporated isolated 2'-O-methyl T residues. In the crystal structure noted above for the 2'-O-MOE substituents, a conserved hydration pattern has been observed for the 2'-O-MOE residues. A single water molecule is seen located between O2', O3' and the methoxy oxygen atom of the substituent, forming contacts to all three of between 2.9 and 3.4 Å. In addition, oxygen atoms of substituents are involved in several other hydrogen bonding contacts. For example, the methoxy oxygen atom of a particular 2'-O-substituent forms a hydrogen bond to N3 of an adenosine from the opposite strand via a bridging water molecule.

In several cases a water molecule is trapped between the oxygen atoms O2', O3' and OC' of modified nucleosides. 2'-O-MOE substituents with trans conformation around the C—C bond of the ethylene glycol linker are associated with close contacts between OC' and N2 of a guanosine from the opposite strand, and, water-mediated, between OC' and N3(G). When combined with the available thermodynamic data for duplexes containing 2'-O-MOE modified strands, this crystal structure allows for further detailed structure-stability analysis of other modifications.

In extending the crystallographic structure studies, molecular modeling experiments were performed to study further enhanced binding affinity of oligonucleotides having

38

2'-O-modifications. The computer simulations were conducted on compounds of SEQ ID NO: 7, above, having 2'-O-modifications located at each of the nucleosides of the oligonucleotide. The simulations were performed with the oligonucleotide in aqueous solution using the AMBER force field method (Cornell et al., *J. Am. Chem. Soc.*, 1995, 117, 5179-5197)(modeling software package from UCSF, San Francisco, Calif.). The calculations were performed on an Indigo2 SGI machine (Silicon Graphics, Mountain View, Calif.).

Further 2'-O-modifications that will have a 3'-endo sugar influence include those having a ring structure that incorporates a two atom portion corresponding to the A' and B' atoms of Structure II. The ring structure is attached at the 2' position of a sugar moiety of one or more nucleosides that are incorporated into an oligonucleotide. The 2'-oxygen of the nucleoside links to a carbon atom corresponding to the A' atom of Structure II. These ring structures can be aliphatic, unsaturated aliphatic, aromatic or heterocyclic. A further atom of the ring (corresponding to the B' atom of Structure II), bears a further oxygen atom, or a sulfur or nitrogen atom. This oxygen, sulfur or nitrogen atom is bonded to one or more hydrogen atoms, alkyl moieties, or haloalkyl moieties, or is part of a further chemical moiety such as a ureido, carbamate, amide or amidine moiety. The remainder of the ring structure restricts rotation about the bond joining these two ring atoms. This assists in positioning the "further oxygen, sulfur or nitrogen atom" (part of the R position as described above) such that the further atom can be located in close proximity to the 3'-oxygen atom (O3') of the nucleoside.

Another preferred 2'-sugar substituent group that gives a 3'-endo sugar conformational geometry is the 2'-OMe group. 2'-Substitution of guanosine, cytidine, and uridine dinucleoside phosphates with the 2'-OMe group showed enhanced stacking effects with respect to the corresponding native (2'-OH) species leading to the conclusion that the sugar is adopting a C3'-endo conformation. In this case, it is believed that the hydrophobic attractive forces of the methyl group tend to overcome the destabilizing effects of its steric bulk.

The ability of oligonucleotides to bind to their complementary target strands is compared by determining the melting temperature (T_m) of the hybridization complex of the oligonucleotide and its complementary strand. The melting temperature (T_m), a characteristic physical property of double helices, denotes the temperature (in degrees centigrade) at which 50% helical (hybridized) versus coil (unhybridized) forms are present. T_m is measured by using the UV spectrum to determine the formation and breakdown (melting) of the hybridization complex. Base stacking, which occurs during hybridization, is accompanied by a reduction in UV absorption (hypochromicity). Consequently, a reduction in UV absorption indicates a higher T_m. The higher the T_m, the greater the strength of the bonds between the strands.

Freier and Altmann, *Nucleic Acids Research*, (1997) 25:4429-4443, have previously published a study on the influence of structural modifications of oligonucleotides on the stability of their duplexes with target RNA. In this study, the authors reviewed a series of oligonucleotides containing more than 200 different modifications that had been synthesized and assessed for their hybridization affinity and T_m. Sugar modifications studied included substitutions on the 2'-position of the sugar, 3'-substitution, replacement of the 4'-oxygen, the use of bicyclic sugars, and four member ring replacements. Several nucleobase modifications were also studied including substitutions at the 5, or 6 position of thymine, modifications of pyrimidine heterocycle and modifications of the purine heterocycle. Modified internucleoside

39

linkages were also studied including neutral, phosphorus and non-phosphorus containing internucleoside linkages.

Increasing the percentage of C3'-endo sugars in a modified oligonucleotide targeted to an RNA target strand should pre-organize this strand for binding to RNA. Of the several sugar modifications that have been reported and studied in the literature, the incorporation of electronegative substituents such as 2'-fluoro or 2'-alkoxy shift the sugar conformation towards the 3' endo (northern) pucker conformation. This preorganizes an oligonucleotide that incorporates such modifications to have an A-form conformational geometry. This A-form conformation results in increased binding affinity of the oligonucleotide to a target RNA strand.

Molecular modeling experiments were performed to study further enhanced binding affinity of oligonucleotides having 2'-O-modifications. Computer simulations were conducted on compounds having SEQ ID NO: 54, r(CGC GAA UUC GCG), having 2'-O-modifications of the invention located at each of the nucleoside of the oligonucleotide. The simulations were performed with the oligonucleotide in aqueous solution using the AMBER force field method (Cornell et al., *J. Am. Chem. Soc.*, 1995, 117, 5179-5197)(modeling software package from UCSF, San Francisco, Calif.). The calculations were performed on an Indigo2 SGI machine (Silicon Graphics, Mountain View, Calif.).

In addition, for 2'-substituents containing an ethylene glycol motif, a gauche interaction between the oxygen atoms around the O—C—C—O torsion of the side chain may have a stabilizing effect on the duplex (Freier *ibid.*). Such gauche interactions have been observed experimentally for a number of years (Wolfe et al., *Acc. Chem. Res.*, 1972, 5, 102; Abe et al., *J. Am. Chem. Soc.*, 1976, 98, 468). This gauche effect may result in a configuration of the side chain that is favorable for duplex formation. The exact nature of this stabilizing configuration has not yet been explained. While we do not want to be bound by theory, it may be that holding the O—C—C—O torsion in a single gauche configuration, rather than a more random distribution seen in an alkyl side chain, provides an entropic advantage for duplex formation.

Representative 2'-substituent groups amenable to the present invention that give A-form conformational properties (3'-endo) to the resultant duplexes include 2'-O-alkyl, 2'-O-substituted alkyl and 2'-fluoro substituent groups. Preferred for the substituent groups are various alkyl and aryl ethers and thioethers, amines and monoalkyl and dialkyl substituted amines. It is further intended that multiple modifications can be made to one or more of the compositions of the invention at multiple sites of one or more monomeric subunits (nucleosides are preferred) and or internucleoside linkages to enhance properties such as but not limited to activity in a selected application. Tables I through VII list nucleoside and internucleotide linkage modifications/replacements that have been shown to give a positive ΔT_m per modification when the modification/replacement was made to a DNA strand that was hybridized to an RNA complement.

TABLE I

Modified DNA strand having 2'-substituent groups that gave an overall increase in T_m against an RNA complement:	
Positive $\Delta T_m/\text{mod}$	
2'-substituents	2'-OH 2'-O—C ₁ —C ₄ alkyl 2'-O—(CH ₂) ₂ CH ₃ 2'-O—CH ₂ CH=CH ₂ 2'-F

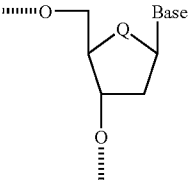
40

TABLE I-continued

Modified DNA strand having 2'-substituent groups that gave an overall increase in Tm against an RNA complement:	
Positive ΔTm/mod	
	<div>2'-O—(CH₂)₂—O—CH₃ 2'-[O—(CH₂)₂]₂—O—CH₃ 2'-[O—(CH₂)₂]₃—O—CH₃ 2'-[O—(CH₂)₂]₄—O—CH₃ 2'-[O—(CH₂)₂]₃—O—(CH₂)₈CH₃ 2'-O—(CH₂)₂CF₃ 2'-O—(CH₂)₂OH 2'-O—(CH₂)₂F 2'-O—CH₂CH(CH₃)F 2'-O—CH₂CH(CH₂OH)OH 2'-O—CH₂CH(CH₂OCH₃)OCH₃ 2'-O—CH₂CH(CH₃)OCH₃ 2'-O—CH₂—C₁₄H₇O₂(—C₁₄H₇O₂ = Anthraquinone) 2'-O—(CH₂)₃—NH₂* 2'-O—(CH₂)₄—NH₂*</div>

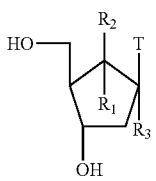
*These modifications can increase the T_m of oligonucleotides but can also decrease the T_m depending on positioning and number (motif dependant).

TABLE II

Modified DNA strand having modified sugar ring (see structure x) that gave an overall increase in T_m against an RNA complement:	
	
Positive $\Delta T_m/\text{mod}$	
Q	—S— —CH ₂ —

Note: In general ring oxygen substitution with sulfur or methylene had only a minor effect on T_m for the specific motifs studied. Substitution at the 2'-position with groups shown to stabilize the duplex were destabilizing when CH₂ replaced the ring O. This is thought to be due to the necessary gauche interaction between the ring O with particular 2'-substituents (for example —O—CH₃ and —(O—CH₂CH₂)₃—O—CH₃).

TABLE III

Modified DNA strand having modified sugar ring that give an overall increase in T_m against an RNA complement:	
	
Positive $\Delta T_m/\text{mod}$	
—C(H)R ₁ effects (R ₂ , R ₃ both = H)	OH CH ₃ * CH ₂ OH* OCH ₃ *

*These modifications can increase the T_m of oligonucleotides but can also decrease the T_m depending on positioning and number (motif dependant).

41

TABLE IV

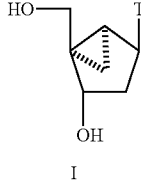
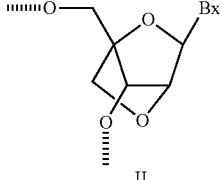
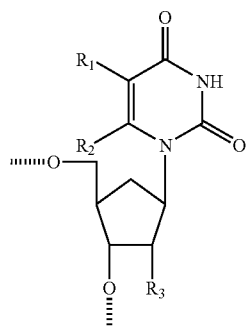
Modified DNA strand having bicyclic substitute sugar modifications that give an overall increase in Tm against an RNA complement:	
Formula	Positive $\Delta T_m/\text{mod}$
I	+
II	+
	
I	II

TABLE V

Modified DNA strand having modified heterocyclic base moieties that give an overall increase in Tm against an RNA complement:	
Modification/Formula	Positive $\Delta T_m/\text{mod}$
Heterocyclic base modifications	2-thioT 2'-O-methylpseudoU 7-halo-7-deaza purines 7-propyne-7-deaza purines 2-aminoA(2,6-diaminopurine)
Modification/Formula	Positive $\Delta T_m/\text{mod}$
	
(R ₂ , R ₃ = H), R ₁ =	Br C≡C—CH ₃ (CH ₂) ₃ NH ₂ CH ₃

Motifs-disubstitution

R ₁ = C≡C—CH ₃ , R ₂ = H, R ₃ =	F
R ₁ = C≡C—CH ₃ , R ₂ = H	R ₃ = O—(CH ₂) ₂ —O—CH ₃
R ₁ = O—CH ₃ , R ₂ = H,	R ₃ = O—(CH ₂) ₂ —O—CH ₃ *

*This modification can increase the Tm of oligonucleotides but can also decrease the Tm depending on positioning and number (motif dependant).

Substitution at R₁ can be stabilizing, substitution at R₂ is generally greatly destabilizing (unable to form anti conformation), motifs with stabilizing 5 and 2'-substituent groups are generally additive e.g. increase stability.

Substitution of the O4 and O2 positions of 2'-O-methyl uridine was greatly duplex destabilizing as these modifications remove hydrogen binding sites that would be an expected result. 6-Aza T also showed extreme destabilization as this substitution reduces the pK_a and shifts the nucleoside toward the enol tautomer resulting in reduced hydrogen bonding.

42

TABLE VI

DNA strand having at least one modified phosphorus containing internucleoside linkage and the effect on the Tm against an RNA complement:	
$\Delta T_m/\text{mod}+$	$\Delta T_m/\text{mod}-$
phosphoramidate (the 3'-bridging atom replaced with an N(H)R group, stabilization effect enhanced when also have 2'-F)	phosphorothioate ¹ phosphoramidate ¹ methyl phosphonates ¹

(¹one of the non-bridging oxygen atoms replaced with S, N(H)R or —CH₃)

TABLE VII

DNA strand having at least one non-phosphorus containing internucleoside linkage and the effect on the Tm against an RNA complement:	
Positive $\Delta T_m/\text{mod}$	
20	—CH ₂ C(=O)NHCH ₂ —*
	—CH ₂ C(=O)N(CH ₃)CH ₂ —*
	—CH ₂ C(=O)N(CH ₂ CH ₂ CH ₃)CH ₂ —*
	—CH ₂ C(=O)N(H)CH ₂ —(motif with 5'-propyne on T's)
	—CH ₂ N(H)C(=O)CH ₂ —*
	—CH ₂ N(CH ₃)OCH ₂ —*
25	—CH ₂ N(CH ₃)N(CH ₃)CH ₂ —*

*This modification can increase the Tm of oligonucleotides but can also decrease the Tm depending on positioning and number (motif dependant).

Notes:

In general carbon chain internucleotide linkages were destabilizing to duplex formation. This destabilization was not as severe when double and tripple bonds were utilized.

30 The use of glycol and flexible ether linkages were also destabilizing.

Preferred ring structures of the invention for inclusion as a 2'-O modification include cyclohexyl, cyclopentyl and phenyl rings as well as heterocyclic rings having spacial footprints similar to cyclohexyl, cyclopentyl and phenyl rings. Particularly preferred 2'-O-substituent groups of the invention are listed below including an abbreviation for each:

2'-O-(trans 2-methoxy cyclohexyl)-2'-O-(TMCHL)

2'-O-(trans 2-methoxy cyclopentyl)-2'-O-(TMCHL)

40 2'-O-(trans 2-ureido cyclohexyl)-2'-O-(TUCHL)

2'-O-(trans 2-methoxyphenyl)-2'-O-(2MP)

Structural details for duplexes incorporating such 2-O-substituents were analyzed using the described AMBER force field program on the Indigo2 SGI machine. The simulated structure maintained a stable A-form geometry throughout the duration of the simulation. The presence of the 2' substitutions locked the sugars in the C3'-endo conformation.

The simulation for the TMCHL modification revealed that the 2'-O-(TMCHL) side chains have a direct interaction with water molecules solvating the duplex. The oxygen atoms in the 2'-O-(TMCHL) side chain are capable of forming a water-mediated interaction with the 3' oxygen of the phosphate backbone. The presence of the two oxygen atoms in the 2'-O-(TMCHL) side chain gives rise to favorable gauche interactions. The barrier for rotation around the O—C—C—O torsion is made even larger by this novel modification.

The preferential preorganization in an A-type geometry increases the binding affinity of the 2'-O-(TMCHL) to the target RNA. The locked side chain conformation in the 2'-O-(TMCHL) group created a more favorable pocket for binding water molecules. The presence of these water molecules played a key role in holding the side chains in the preferable gauche conformation. While not wishing to be bound by theory, the bulk of the substituent, the diequatorial orientation of the substituents in the cyclohexane ring, the water of hydration and the potential for trapping of metal ions in the conformation generated will additionally contribute to improved

binding affinity and nuclease resistance of oligonucleotides incorporating nucleosides having this 2'-O-modification.

As described for the TMCHL modification above, identical computer simulations of the 2'-O-(TMCPL), the 2'-O-(2MP) and 2'-O-(TUCHL) modified oligonucleotides in aqueous solution also illustrate that stable A-form geometry will be maintained throughout the duration of the simulation. The presence of the 2' substitution will lock the sugars in the C3'-endo conformation and the side chains will have direct interaction with water molecules solvating the duplex. The oxygen atoms in the respective side chains are capable of forming a water-mediated interaction with the 3' oxygen of the phosphate backbone. The presence of the two oxygen atoms in the respective side chains give rise to the favorable gauche interactions. The barrier for rotation around the respective O—C—C—O torsions will be made even larger by respective modification. The preferential preorganization in A-type geometry will increase the binding affinity of the respective 2'-O-modified oligonucleotides to the target RNA. The locked side chain conformation in the respective modifications will create a more favorable pocket for binding water molecules. The presence of these water molecules plays a key role in holding the side chains in the preferable gauche conformation. The bulk of the substituent, the diequatorial orientation of the substituents in their respective rings, the water of hydration and the potential trapping of metal ions in the conformation generated will all contribute to improved binding affinity and nuclease resistance of oligonucleotides incorporating nucleosides having these respective 2'-O-modification.

Ribose conformations in C2'-modified nucleosides containing S-methyl groups were examined. To understand the influence of 2'-O-methyl and 2'-S-methyl groups on the conformation of nucleosides, we evaluated the relative energies of the 2'-O- and 2'-S-methylguanosine, along with normal deoxyguanosine and riboguanosine, starting from both C2'-endo and C3'-endo conformations using ab initio quantum mechanical calculations. All the structures were fully optimized at HF/6-31G* level and single point energies with electron-correlation were obtained at the MP2/6-31G*//HF/6-31G* level. As shown in Table 1, the C2'-endo conformation of deoxyguanosine is estimated to be 0.6 kcal/mol more stable than the C3'-endo conformation in the gas-phase. The conformational preference of the C2'-endo over the C3'-endo conformation appears to be less dependent upon electron correlation as revealed by the MP2/6-31G*//HF/6-31G* values which also predict the same difference in energy. The opposite trend is noted for riboguanosine. At the HF/6-31G* and MP2/6-31G*//HF/6-31G* levels, the C3'-endo form of riboguanosine is shown to be about 0.65 and 1.41 kcal/mol more stable than the C2'-endo form, respectively.

TABLE 1

	Relative energies* of the C3'-endo and C2'-endo conformations of representative nucleosides.			
	HF/6-31G	MP2/6-31-G	CONTINUUM MODEL	AMBER
dG	0.60	0.56	0.88	0.65
rG	-0.65	-1.41	-0.28	-2.09
2'-O—MeG	-0.89	-1.79	-0.36	-0.86
2'-S—MeG	2.55	1.41	3.16	2.43

*energies are in kcal/mol relative to the C2'-endo conformation

Table 1 also includes the relative energies of 2'-O-methylguanosine and 2'-S-methylguanosine in C2'-endo and C3'-endo conformation. This data indicates the electronic nature

of C2'-substitution has a significant impact on the relative stability of these conformations. Substitution of the 2'-O-methyl group increases the preference for the C3'-endo conformation (when compared to riboguanosine) by about 0.4 kcal/mol at both the HF/6-31G* and MP2/6-31G*//HF/6-31G* levels. In contrast, the 2'-S-methyl group reverses the trend. The C2'-endo conformation is favored by about 2.6 kcal/mol at the HF/6-31G* level, while the same difference is reduced to 1.41 kcal/mol at the MP2/6-31G*//HF/6-31G* level. For comparison, and also to evaluate the accuracy of the molecular mechanical force-field parameters used for the 2'-O-methyl and 2'-S-methyl substituted nucleosides, we have calculated the gas phase energies of the nucleosides. The results reported in Table 1 indicate that the calculated relative energies of these nucleosides compare qualitatively well with the ab initio calculations.

Additional calculations were also performed to gauge the effect of solvation on the relative stability of nucleoside conformations. The estimated solvation effect using HF/6-31G* geometries confirms that the relative energetic preference of the four nucleosides in the gas-phase is maintained in the aqueous phase as well (Table 1). Solvation effects were also examined using molecular dynamics simulations of the nucleosides in explicit water. From these trajectories, one can observe the predominance of C2'-endo conformation for deoxyriboguanosine and 2'-S-methylriboguanosine while riboguanosine and 2'-O-methylriboguanosine prefer the C3'-endo conformation. These results are in much accord with the available NMR results on 2'-S-methylribonucleosides. NMR studies of sugar pucker equilibrium using vicinal spin-coupling constants have indicated that the conformation of the sugar ring in 2'-S-methylpyrimidine nucleosides show an average of >75% S-character, whereas the corresponding purine analogs exhibit an average of >90% S-pucker [Fraser, A., Wheeler, P., Cook, P. D. and Sanghvi, Y. S., *J. Heterocycl. Chem.*, 1993, 30, 1277-1287]. It was observed that the 2'-S-methyl substitution in deoxynucleoside confers more conformational rigidity to the sugar conformation when compared with deoxyribonucleosides.

Structural features of DNA:RNA, OMe-DNA:RNA and SMe-DNA:RNA hybrids were also observed. The average RMS deviation of the DNA:RNA structure from the starting hybrid coordinates indicate the structure is stabilized over the length of the simulation with an approximate average RMS deviation of 1.0 Å. This deviation is due, in part, to inherent differences in averaged structures (i.e. the starting conformation) and structures at thermal equilibrium. The changes in sugar pucker conformation for three of the central base pairs of this hybrid are in good agreement with the observations made in previous NMR studies. The sugars in the RNA strand maintain very stable geometries in the C3'-endo conformation with ring pucker values near 0°. In contrast, the sugars of the DNA strand show significant variability.

The average RMS deviation of the OMe-DNA:RNA is approximately 1.2 Å from the starting A-form conformation; while the SMe-DNA:RNA shows a slightly higher deviation (approximately 1.8 Å) from the starting hybrid conformation. The SMe-DNA strand also shows a greater variance in RMS deviation, suggesting the S-methyl group may induce some structural fluctuations. The sugar puckers of the RNA complements maintain C3'-endo puckering throughout the simulation. As expected from the nucleoside calculations, however, significant differences are noted in the puckering of the OMe-DNA and SMe-DNA strands, with the former adopting C3'-endo, and the latter, C1'-exo/C2'-endo conformations.

An analysis of the helicoidal parameters for all three hybrid structures has also been performed to further characterize the duplex conformation. Three of the more important axis-base-pair parameters that distinguish the different forms of the duplexes, X-displacement, propeller twist, and inclination, are reported in Table 2. Usually, an X-displacement near zero represents a B-form duplex; while a negative displacement, which is a direct measure of deviation of the helix from the helical axis, makes the structure appear more A-like in conformation. In A-form duplexes, these values typically vary from -4 Å to -5 Å. In comparing these values for all three hybrids, the SMe_DNA:RNA hybrid shows the most deviation from the A-form value, the OMe_DNA:RNA shows the least, and the DNA:RNA is intermediate. A similar trend is also evident when comparing the inclination and propeller twist values with ideal A-form parameters. These results are further supported by an analysis of the backbone and glycosidic torsion angles of the hybrid structures. Glycosidic angles (χ) of A-form geometries, for example, are typically near -159° while B form values are near -102° . These angles are found to be -162° , -133° , and -108° for the OMe-DNA, DNA, and SMe-DNA strands, respectively. All RNA complements adopt an χ angle close to -160° . In addition, “crankshaft” transitions were also noted in the backbone torsions of the central UpU steps of the RNA strand in the SMe-DNA:RNA and DNA:RNA hybrids. Such transitions suggest some local conformational changes may occur to relieve a less favorable global conformation. Taken overall, the results indicate the amount of A-character decreases as OMe-DNA:RNA>DNA:RNA>SMe-DNA:RNA, with the latter two adopting more intermediate conformations when compared to A- and B-form geometries.

TABLE 2

Average helical parameters derived from the last 500 ps of simulation time. (canonical A-and B-form values are given for comparison)						
Helicoidal Parameter	B-DNA (x-ray)	B-DNA (fibre)	A-DNA (fibre)	DNA:RNA	OMe_DNA:RNA	SMe_DNA:RNA
X-disp	1.2	0.0	-5.3	-4.5	-5.4	-3.5
Inclination	-2.3	1.5	20.7	11.6	15.1	0.7
Propeller	-16.4	-13.3	-7.5	-12.7	-15.8	-10.3

Stability of C2'-modified DNA:RNA hybrids was determined. Although the overall stability of the DNA:RNA hybrids depends on several factors including sequence-dependencies and the purine content in the DNA or RNA strands DNA:RNA hybrids are usually less stable than RNA:RNA duplexes and, in some cases, even less stable than DNA:DNA duplexes. Available experimental data attributes the relatively lowered stability of DNA:RNA hybrids largely to its intermediate conformational nature between DNA:DNA (B-family) and RNA:RNA (A-family) duplexes. The overall thermodynamic stability of nucleic acid duplexes may originate from several factors including the conformation of backbone, base-pairing and stacking interactions. While it is difficult to ascertain the individual thermodynamic contributions to the overall stabilization of the duplex, it is reasonable to argue that the major factors that promote increased stability of hybrid duplexes are better stacking interactions (electrostatic π - π interactions) and more favorable groove dimensions for hydration. The C2'-S-methyl substitution has been shown to destabilize the hybrid duplex. The notable differences in the rise values among the three hybrids may offer some explanation. While the 2'-S-methyl group has a strong influence on

decreasing the base-stacking through high rise values (~ 3.2 Å), the 2'-O-methyl group makes the overall structure more compact with a rise value that is equal to that of A-form duplexes (~ 2.6 Å). Despite its overall A-like structural features, the SMe_DNA:RNA hybrid structure possesses an average rise value of 3.2 Å which is quite close to that of B-family duplexes. In fact, some local base-steps (CG steps) may be observed to have unusually high rise values (as high as 4.5 Å). Thus, the greater destabilization of 2'-S-methyl substituted DNA:RNA hybrids may be partly attributed to poor stacking interactions.

It has been postulated that RNase H binds to the minor groove of RNA:DNA hybrid complexes, requiring an intermediate minor groove width between ideal A- and B-form geometries to optimize interactions between the sugar phosphate backbone atoms and RNase H. A close inspection of the averaged structures for the hybrid duplexes using computer simulations reveals significant variation in the minor groove width dimensions as shown in Table 3. Whereas the O-methyl substitution leads to a slight expansion of the minor groove width when compared to the standard DNA:RNA complex, the S-methyl substitution leads to a general contraction (approximately 0.9 Å). These changes are most likely due to the preferred sugar puckering noted for the antisense strands which induce either A- or B-like single strand conformations. In addition to minor groove variations, the results also point to potential differences in the steric makeup of the minor groove. The O-methyl group points into the minor groove while the S-methyl is directed away towards the major groove. Essentially, the S-methyl group has flipped through the bases into the major groove as a consequence of C2'-endo puckering.

TABLE 3

Minor groove widths averaged over the last 500 ps of simulation time					
Phosphate Distance	DNA: RNA	OMe_ DNA: RNA	SMe_ DNA: RNA	DNA:RNA (B-form)	RNA:RNA (A-form)
P5-P20	15.27	16.82	13.73	14.19	17.32
P6-P19	15.52	16.79	15.73	12.66	17.12
P7-P18	15.19	16.40	14.08	11.10	16.60
P8-P17	15.07	16.12	14.00	10.98	16.14
P9-P16	15.29	16.25	14.98	11.65	16.93
P10-P15	15.37	16.57	13.92	14.05	17.69

Chemistries Defined

Unless otherwise defined herein, alkyl means C_1 - C_{12} , preferably C_1 - C_8 , and more preferably C_1 - C_6 , straight or (where possible) branched chain aliphatic hydrocarbyl.

Unless otherwise defined herein, heteroalkyl means C_1 - C_{12} , preferably C_1 - C_8 , and more preferably C_1 - C_6 , straight or (where possible) branched chain aliphatic hydrocarbyl containing at least one, and preferably about 1 to about

3, hetero atoms in the chain, including the terminal portion of the chain. Preferred heteroatoms include N, O and S.

Unless otherwise defined herein, cycloalkyl means C₃-C₁₂, preferably C₃-C₈, and more preferably C₃-C₆, aliphatic hydrocarbyl ring.

Unless otherwise defined herein, alkenyl means C₂-C₁₂, preferably C₂-C₈, and more preferably C₂-C₆ alkenyl, which may be straight or (where possible) branched hydrocarbyl moiety, which contains at least one carbon-carbon double bond.

Unless otherwise defined herein, alkynyl means C₂-C₁₂, preferably C₂-C₈, and more preferably C₂-C₆ alkynyl, which may be straight or (where possible) branched hydrocarbyl moiety, which contains at least one carbon-carbon triple bond.

Unless otherwise defined herein, heterocycloalkyl means a ring moiety containing at least three ring members, at least one of which is carbon, and of which 1, 2 or three ring members are other than carbon. Preferably the number of carbon atoms varies from 1 to about 12, preferably 1 to about 6, and the total number of ring members varies from three to about 15, preferably from about 3 to about 8. Preferred ring heteroatoms are N, O and S. Preferred heterocycloalkyl groups include morpholino, thiomorpholino, piperidinyl, piperazinyl, homopiperidinyl, homopiperazinyl, homomorpholino, homothiomorpholino, pyrrolodiny, tetrahydrooxazolyl, tetrahydroimidazolyl, tetrahydrothiazolyl, tetrahydroisoxazolyl, tetrahydropyrazolyl, furanyl, pyranyl, and tetrahydroisothiazolyl.

Unless otherwise defined herein, aryl means any hydrocarbon ring structure containing at least one aryl ring. Preferred aryl rings have about 6 to about 20 ring carbons. Especially preferred aryl rings include phenyl, naphthyl, anthracenyl, and phenanthrenyl.

Unless otherwise defined herein, hetaryl means a ring moiety containing at least one fully unsaturated ring, the ring consisting of carbon and non-carbon atoms. Preferably the ring system contains about 1 to about 4 rings. Preferably the number of carbon atoms varies from 1 to about 12, preferably 1 to about 6, and the total number of ring members varies from three to about 15, preferably from about 3 to about 8. Preferred ring heteroatoms are N, O and S. Preferred hetaryl moieties include pyrazolyl, thiophenyl, pyridyl, imidazolyl, tetrazolyl, pyridyl, pyrimidinyl, purinyl, quinazolinyl, quinoxalinyl, benzimidazolyl, benzothiophenyl, etc.

Unless otherwise defined herein, where a moiety is defined as a compound moiety, such as hetarylalkyl (hetaryl and alkyl), aralkyl (aryl and alkyl), etc., each of the sub-moieties is as defined herein.

Unless otherwise defined herein, an electron withdrawing group is a group, such as the cyano or isocyanato group that draws electronic charge away from the carbon to which it is attached. Other electron withdrawing groups of note include those whose electronegativities exceed that of carbon, for example halogen, nitro, or phenyl substituted in the ortho- or para-position with one or more cyano, isothiocyanato, nitro or halo groups.

Unless otherwise defined herein, the terms halogen and halo have their ordinary meanings. Preferred halo (halogen) substituents are Cl, Br, and I.

The aforementioned optional substituents are, unless otherwise herein defined, suitable substituents depending upon desired properties. Included are halogens (Cl, Br, I), alkyl, alkenyl, and alkynyl moieties, NO₂, NH₃ (substituted and unsubstituted), acid moieties (e.g. —CO₂H, —OSO₃H₂, etc.), heterocycloalkyl moieties, hetaryl moieties, aryl moieties, etc.

In all the preceding formulae, the squiggle (~) indicates a bond to an oxygen or sulfur of the 5'-phosphate. Phosphate protecting groups include those described in U.S. Pat. Nos. 5,760,209, 5,614,621, 6,051,699, 6,020,475, 6,326,478, 6,169,177, 6,121,437, 6,465,628 each of which is expressly incorporated herein by reference in its entirety.

Oligomer Synthesis

Oligomerization of modified and unmodified nucleosides is performed according to literature procedures for DNA (Protocols for Oligonucleotides and Analogs, Ed. Agrawal (1993), Humana Press) and/or RNA (Scaringe, Methods (2001), 23, 206-217. Gait et al., Applications of Chemically synthesized RNA in RNA:Protein Interactions, Ed. Smith (1998), 1-36. Gallo et al., Tetrahedron (2001), 57, 5707-5713) synthesis as appropriate. In addition specific protocols for the synthesis of compositions of the invention are illustrated in the examples below.

The oligonucleotides used in accordance with this invention may be conveniently and routinely made through the well-known technique of solid phase synthesis. Equipment for such synthesis is sold by several vendors including, for example, Applied Biosystems (Foster City, Calif.). Any other means for such synthesis known in the art may additionally or alternatively be employed. It is well known to use similar techniques to prepare oligonucleotides such as the phosphorothioates and alkylated derivatives.

The present invention is also useful for the preparation of oligonucleotides incorporating at least one 2'-O-protected nucleoside. After incorporation and appropriate deprotection the 2'-O-protected nucleoside will be converted to a ribonucleoside at the position of incorporation. The number and position of the 2-ribonucleoside units in the final oligonucleotide can vary from one at any site or the strategy can be used to prepare up to a full 2'-OH modified oligonucleotide. All 2'-O-protecting groups amenable to the synthesis of oligonucleotides are included in the present invention. In general a protected nucleoside is attached to a solid support by for example a succinate linker. Then the oligonucleotide is elongated by repeated cycles of deprotecting the 5'-terminal hydroxyl group, coupling of a further nucleoside unit, capping and oxidation (alternatively sulfuration). In a more frequently used method of synthesis the completed oligonucleotide is cleaved from the solid support with the removal of phosphate protecting groups and exocyclic amino protecting groups by treatment with an ammonia solution. Then a further deprotection step is normally required for removal of the more specialized protecting groups used for the protection of 2'-hydroxyl groups thereby affording the fully deprotected oligonucleotide.

A large number of 2'-O-protecting groups have been used for the synthesis of oligoribonucleotides but over the years more effective groups have been discovered. The key to an effective 2'-O-protecting group is that it is capable of selectively being introduced at the 2'-O-position and that it can be removed easily after synthesis without the formation of unwanted side products. The protecting group also needs to be inert to the normal deprotecting, coupling, and capping steps required for oligoribonucleotide synthesis. Some of the protecting groups used initially for oligoribonucleotide synthesis included tetrahydropyran-1-yl and 4-methoxytetrahydropyran-4-yl. These two groups are not compatible with all 5'-O-protecting groups so modified versions were used with 5'-DMT groups such as 1-(2-fluorophenyl)-4-methoxypiperidin-4-yl (Fpmp). Reese has identified a number of piperidine derivatives (like Fpmp) that are useful in the synthesis of oligoribonucleotides including 1-[(chloro4-methyl)phenyl]-4'-methoxypiperidin-4-yl (Reese et al., Tetrahedron Lett.,

1986, (27), 2291). Another approach was to replace the standard 5'-DMT (dimethoxytrityl) group with protecting groups that were removed under non-acidic conditions such as levulinyl and 9-fluorenylmethoxycarbonyl. Such groups enable the use of acid labile 2'-protecting groups for oligoribonucleotide synthesis. Another more widely used protecting group initially used for the synthesis of oligoribonucleotides was the t-butyldimethylsilyl group (Ogilvie et al., *Tetrahedron Lett.*, 1974, 2861; Hakimelahi et al., *Tetrahedron Lett.*, 1981, (22), 2543; and Jones et al., *J. Chem. Soc. Perkin I.*, 2762). The 2'-O-protecting groups can require special reagents for their removal such as for example the t-butyldimethylsilyl group is normally removed after all other cleaving/deprotecting steps by treatment of the oligonucleotide with tetrabutylammonium fluoride (TBAF).

One group of researchers examined a number of 2'-O-protecting groups (Pitsch, S., *Chimia*, 2001, (55), 320-324.) The group examined fluoride labile and photolabile protecting groups that are removed using moderate conditions. One photolabile group that was examined was the [2-(nitrobenzyl)oxy]methyl (nbm) protecting group (Schwartz et al., *Bioorg. Chem. Lett.*, 1992, (2), 1019.) Other groups examined included a number structurally related formaldehyde acetal-derived, 2'-O-protecting groups. Also prepared were a number of related protecting groups for preparing 2'-O-alkylated nucleoside phosphoramidites including 2'-O-[(triisopropylsilyl)oxy]methyl (2'-O-CH₂-O-Si(iPr)₃, TOM). One 2'-O-protecting group that was prepared to be used orthogonally to the TOM group was 2'-O-[(R)-1-(2-nitrophenyl)ethoxy]methyl] ((R)-mnbm).

Another strategy using a fluoride labile 5'-O-protecting group (non-acid labile) and an acid labile 2'-O-protecting group has been reported (Scaringe, Stephen A., *Methods*, 2001, (23) 206-217). A number of possible silyl ethers were examined for 5'-O-protection and a number of acetals and orthoesters were examined for 2'-O-protection. The protection scheme that gave the best results was 5'-O-silyl ether-2'-ACE (5'-O-bis(trimethylsiloxy)cyclododecyloxysilyl ether (DOD)-2'-O-bis(2-acetoxyethoxy)methyl (ACE). This approach uses a modified phosphoramidite synthesis approach in that some different reagents are required that are not routinely used for RNA/DNA synthesis.

Although a lot of research has focused on the synthesis of oligoribonucleotides the main RNA synthesis strategies that are presently being used commercially include 5'-O-DMT-2'-O-t-butyldimethylsilyl (TBDMS), 5'-O-DMT-2'-O-[1(2-fluorophenyl)-4-methoxypiperidin-4-yl] (FPMP), 2'-O-[(triisopropylsilyl)oxy]methyl (2'-O-CH₂-O-Si(iPr)₃, TOM), and the 5'-O-silyl ether-2'-ACE (5'-O-bis(trimethylsiloxy)cyclododecyloxysilyl ether (DOD)-2'-O-bis(2-acetoxyethoxy)methyl (ACE). A current list of some of the major companies currently offering RNA products include Pierce Nucleic Acid Technologies, Dharmacon Research Inc., Ameri Biotechnologies Inc., and Integrated DNA Technologies, Inc. One company, Princeton Separations, is marketing an RNA synthesis activator advertised to reduce coupling times especially with TOM and TBDMS chemistries. Such an activator would also be amenable to the present invention.

The primary groups being used for commercial RNA synthesis are:

TBDMS=5'-O-DMT-2'-O-t-butyldimethylsilyl;
TOM=2'-O-[(triisopropylsilyl)oxy]methyl;
DOD/ACE=(5'-O-bis(trimethylsiloxy)cyclododecyloxysilyl ether-2'-O-bis(2-acetoxyethoxy)methyl
FPMP=5'-O-DMT-2'-O-[1(2-fluorophenyl)-4-methoxypiperidin-4-yl].

All of the aforementioned RNA synthesis strategies are amenable to the present invention. Strategies that would be a hybrid of the above e.g. using a 5'-protecting group from one strategy with a 2'-O-protecting from another strategy is also amenable to the present invention.

The preparation of ribonucleotides and oligonucleotides having at least one ribonucleoside incorporated and all the possible configurations falling in between these two extremes are encompassed by the present invention. The corresponding oligomeric compounds can be hybridized to further oligonucleotides including oligoribonucleotides having regions of complementarity to form double-stranded (duplexed) oligonucleotides. Such double stranded oligonucleotide moieties have been shown in the art to modulate target expression and regulate translation as well as RNA processing via an antisense mechanism. Moreover, the double-stranded moieties may be subject to chemical modifications (Fire et al., *Nature*, 1998, 391, 806-811; Timmons and Fire, *Nature* 1998, 395, 854; Timmons et al., *Gene*, 2001, 263, 103-112; Tabara et al., *Science*, 1998, 282, 430-431; Montgomery et al., *Proc. Natl. Acad. Sci. USA*, 1998, 95, 15502-15507; Tuschl et al., *Genes Dev.*, 1999, 13, 3191-3197; Elbashir et al., *Nature*, 2001, 411, 494-498; Elbashir et al., *Genes Dev.* 2001, 15, 188-200). For example, such double-stranded moieties have been shown to inhibit the target by the classical hybridization of antisense strand of the duplex to the target, thereby triggering enzymatic degradation of the target (Tijsterman et al., *Science*, 2002, 295, 694-697).

The methods of preparing oligonucleotides of the present invention can also be applied in the areas of drug discovery and target validation. The present invention comprehends the use of the oligonucleotides and preferred targets identified herein in drug discovery efforts to elucidate relationships that exist between proteins and a disease state, phenotype, or condition. These methods include detecting or modulating a target peptide comprising contacting a sample, tissue, cell, or organism with the oligonucleotides of the present invention, measuring the nucleic acid or protein level of the target and/or a related phenotypic or chemical endpoint at some time after treatment, and optionally comparing the measured value to a non-treated sample or sample treated with a further oligonucleotide of the invention. These methods can also be performed in parallel or in combination with other experiments to determine the function of unknown genes for the process of target validation or to determine the validity of a particular gene product as a target for treatment or prevention of a particular disease, condition, or phenotype.

Effect of nucleoside modifications on RNAi activity is evaluated according to existing literature (Elbashir et al., *Nature* (2001), 411, 494-498; Nishikura et al., *Cell* (2001), 107, 415-416; and Bass et al., *Cell* (2000), 101, 235-238.)

Targets of the Invention

"Targeting" a composition of the present invention to a particular nucleic acid molecule, in the context of this invention, can be a multistep process. The process usually begins with the identification of a target nucleic acid whose function is to be modulated. This target nucleic acid may be, for example, a cellular gene (or mRNA transcribed from the gene) whose expression is associated with a particular disorder or disease state, or a nucleic acid molecule from an infectious agent.

The targeting process usually also includes determination of at least one target region, segment, or site within the target nucleic acid for the antisense interaction to occur such that the desired effect, e.g., modulation of expression, will result. Within the context of the present invention, the term "region" as applied to targets is defined as a portion of the target nucleic

acid having at least one identifiable structure, function, or characteristic. Within regions of target nucleic acids are segments. "Segments" are defined as smaller or sub-portions of regions within a target nucleic acid. "Sites," as used in the present invention, are defined as positions within a target nucleic acid. The terms region, segment, and site can also be used to describe an oligomeric compound such as an oligonucleotide of the invention such as for example a gapped oligonucleotide having 3 separate segments.

Since, as is known in the art, the translation initiation codon is typically 5'-AUG (in transcribed mRNA molecules; 5'-ATG in the corresponding DNA molecule), the translation initiation codon is also referred to as the "AUG codon," the "start codon" or the "AUG start codon". A minority of genes have a translation initiation codon having the RNA sequence 5'-GUG, 5'-UUG or 5'-CUG, and 5'-AUA, 5'-ACG and 5'-CUG have been shown to function in vivo. Thus, the terms "translation initiation codon" and "start codon" can encompass many codon sequences, even though the initiator amino acid in each instance is typically methionine (in eukaryotes) or formylmethionine (in prokaryotes). It is also known in the art that eukaryotic and prokaryotic genes may have two or more alternative start codons, any one of which may be preferentially utilized for translation initiation in a particular cell type or tissue, or under a particular set of conditions. In the context of the invention, "start codon" and "translation initiation codon" refer to the codon or codons that are used in vivo to initiate translation of an mRNA transcribed from a gene encoding a nucleic acid target, regardless of the sequence(s) of such codons. It is also known in the art that a translation termination codon (or "stop codon") of a gene may have one of three sequences, i.e., 5'-UAA, 5'-UAG and 5'-UGA (the corresponding DNA sequences are 5'-TAA, 5'-TAG and 5'-TGA, respectively).

The terms "start codon region" and "translation initiation codon region" refer to a portion of such an mRNA or gene that encompasses from about 25 to about 50 contiguous nucleotides in either direction (i.e., 5' or 3') from a translation initiation codon. Similarly, the terms "stop codon region" and "translation termination codon region" refer to a portion of such an mRNA or gene that encompasses from about 25 to about 50 contiguous nucleotides in either direction (i.e., 5' or 3') from a translation termination codon. Consequently, the "start codon region" (or "translation initiation codon region") and the "stop codon region" (or "translation termination codon region") are all regions which may be targeted effectively with the compositions of the present invention.

The open reading frame (ORF) or "coding region," which is known in the art to refer to the region between the translation initiation codon and the translation termination codon, is also a region which may be targeted effectively. Within the context of the present invention, a preferred region is the intragenic region encompassing the translation initiation or termination codon of the open reading frame (ORF) of a gene.

Other target regions include the 5' untranslated region (5'UTR), known in the art to refer to the portion of an mRNA in the 5' direction from the translation initiation codon, and thus including nucleotides between the 5' cap site and the translation initiation codon of an mRNA (or corresponding nucleotides on the gene), and the 3' untranslated region (3'UTR), known in the art to refer to the portion of an mRNA in the 3' direction from the translation termination codon, and thus including nucleotides between the translation termination codon and 3' end of an mRNA (or corresponding nucleotides on the gene). The 5' cap site of an mRNA comprises an N7-methylated guanosine residue joined to the 5'-most residue of the mRNA via a 5'-5' triphosphate linkage. The 5' cap

region of an mRNA is considered to include the 5' cap structure itself as well as the first 50 nucleotides adjacent to the cap site. It is also preferred to target the 5' cap region.

Although some eukaryotic mRNA transcripts are directly translated, many contain one or more regions, known as "introns," which are excised from a transcript before it is translated. The remaining (and therefore translated) regions are known as "exons" and are spliced together to form a continuous mRNA sequence. Targeting splice sites, i.e., intron-exon junctions or exon-intron junctions, may also be particularly useful in situations where aberrant splicing is implicated in disease, or where an overproduction of a particular splice product is implicated in disease. Aberrant fusion junctions due to rearrangements or deletions are also preferred target sites. MRNA transcripts produced via the process of splicing of two (or more) mRNAs from different gene sources are known as "fusion transcripts". It is also known that introns can be effectively targeted using antisense oligonucleotides targeted to, for example, DNA or pre-mRNA.

It is also known in the art that alternative RNA transcripts can be produced from the same genomic region of DNA. These alternative transcripts are generally known as "variants". More specifically, "pre-mRNA variants" are transcripts produced from the same genomic DNA that differ from other transcripts produced from the same genomic DNA in either their start or stop position and contain both intronic and exonic sequences.

Upon excision of one or more exon or intron regions, or portions thereof during splicing, pre-mRNA variants produce smaller "mRNA variants". Consequently, mRNA variants are processed pre-mRNA variants and each unique pre-mRNA variant must always produce a unique MRNA variant as a result of splicing. These mRNA variants are also known as "alternative splice variants". If no splicing of the pre-mRNA variant occurs then the pre-mRNA variant is identical to the MRNA variant.

It is also known in the art that variants can be produced through the use of alternative signals to start or stop transcription and that pre-mRNAs and mRNAs can possess more than one start codon or stop codon. Variants that originate from a pre-mRNA or MRNA that use alternative start codons are known as "alternative start variants" of that pre-mRNA or mRNA. Those transcripts that use an alternative stop codon are known as "alternative stop variants" of that pre-mRNA or mRNA. One specific type of alternative stop variant is the "polyA variant" in which the multiple transcripts produced result from the alternative selection of one of the "polyA stop signals" by the transcription machinery, thereby producing transcripts that terminate at unique polyA sites. Within the context of the invention, the types of variants described herein are also preferred target nucleic acids.

The locations on the target nucleic acid to which the preferred compositions of the present invention hybridize are hereinbelow referred to as "preferred target segments." As used herein the term "preferred target segment" is defined as at least an 8-nucleobase portion of a target region that is targeted by the compositions of the invention. While not wishing to be bound by theory, it is presently believed that these target segments represent accessible portions of the target nucleic acid for hybridization.

Exemplary preferred compositions of the invention include oligonucleotides that comprise at least the 8 consecutive nucleobases from the 5'-terminus of a targeted nucleic acid e.g. a cellular gene or mRNA transcribed from the gene (the remaining nucleobases being a consecutive stretch of the same oligonucleotide beginning immediately upstream of the 5'-terminus of the antisense compound which is specifically

hybridizable to the target nucleic acid and continuing until the oligonucleotide contains from about 8 to about 80 nucleobases). Similarly preferred compositions of the invention are represented by oligonucleotide sequences that comprise at least the 8 consecutive nucleobases from the 3'-terminus of one of the illustrative preferred antisense compounds (the remaining nucleobases being a consecutive stretch of the same oligonucleotide beginning immediately downstream of the 3'-terminus of the antisense compound which is specifically hybridizable to the target nucleic acid and continuing until the oligonucleotide contains from about 8 to about 80 nucleobases). One having skill in the art armed with the preferred compositions of the invention illustrated herein will be able, without undue experimentation, to identify further preferred antisense compounds.

Once one or more target regions, segments or sites have been identified, compositions of the invention are chosen which are sufficiently complementary to the target, i.e., hybridize sufficiently well and with sufficient specificity, to give the desired effect.

In accordance with one embodiment of the present invention, a series of preferred compositions of the invention can be designed for a specific target or targets. The ends of the strands may be blunt or modified by the addition of one or more natural or modified nucleobases to form an overhang. The sense strand of the duplex is then designed and synthesized as the complement of the antisense strand and may also contain modifications or additions to either terminus. For example, in one embodiment, both strands of the duplex would be complementary over the central nucleobases, each optionally having overhangs at one or both termini.

For example, a duplex comprising an antisense oligonucleotide having the sequence CGAGAGGCGGACGGGACCG (SEQ ID NO.: 1) and having a two-nucleobase overhang of deoxythymidine(dT) would have the following structure:

	SEQ ID NO.
cgagaggcggacgggaccgdTdT Antisense Strand	2
dTdTgctctcgcctgccctggc Complement Strand	3
or could be blunt ended excluding the deoxythymidine (dT's):	
cgagaggcggacgggaccg Antisense Strand	1
gctctcgcctgccctggc Complement Strand	4

RNA strands of the duplex can be synthesized by methods disclosed herein or purchased from various RNA synthesis companies such as for example Dharmacon Research Inc., (Lafayette, Colo.). Once synthesized, the complementary strands are annealed. The single strands are aliquoted and diluted to a concentration of 50 uM. Once diluted, 30 uL of each strand is combined with 15 uL of a 5x solution of annealing buffer. The final concentration of the buffer is 100 mM potassium acetate, 30 mM HEPES-KOH pH 7.4, and 2 mM magnesium acetate. The final volume is 75 uL. This solution is incubated for 1 minute at 90° C. and then centrifuged for 15 seconds. The tube is allowed to sit for 1 hour at 37° C. at which time the dsRNA duplexes are used in experi-

mentation. The final concentration of the dsRNA compound is 20 uM. This solution can be stored frozen (-20° C.) and freeze-thawed up to 5 times.

Once prepared, the desired synthetic complexes of duplexes are evaluated for their ability to modulate target expression. When cells reach 80% confluency, they are treated with synthetic duplexes comprising at least one oligonucleotide of the invention. For cells grown in 96-well plates, wells are washed once with 200 uL OPTI-MEM-1 reduced-serum medium (Gibco BRL) and then treated with 130 uL of OPTI-MEM-1 containing 12 ug/mL LIPOFECTIN (Gibco BRL) and the desired dsRNA compound at a final concentration of 200 nM. After 5 hours of treatment, the medium is replaced with fresh medium. Cells are harvested 16 hours after treatment, at which time RNA is isolated and target reduction measured by RT-PCR.

In a further embodiment, the "preferred target segments" identified herein may be employed in a screen for additional oligomeric compounds that modulate the expression of a target. "Modulators" are those oligomeric compounds that decrease or increase the expression of a nucleic acid molecule encoding a target and which comprise at least an 8-nucleobase portion which is complementary to a preferred target segment. The screening method comprises the steps of contacting a preferred target segment of a nucleic acid molecule encoding a target with one or more candidate modulators, and selecting for one or more candidate modulators which decrease or increase the expression of a nucleic acid molecule encoding a target. Once it is shown that the candidate modulator or modulators are capable of modulating (e.g. either decreasing or increasing) the expression of a nucleic acid molecule encoding a target, the modulator may then be employed in further investigative studies of the function of a target, or for use as a research, diagnostic, or therapeutic agent in accordance with the present invention.

Hybridization

In the context of this invention, "hybridization" occurs when two sequences come together with enough base complementarity to form a double stranded region. The source of the two sequences can be synthetic or native and can occur in a single strand when the strand has regions of self complementarity. In the present invention, the preferred mechanism of pairing involves hydrogen bonding, which may be Watson-Crick, Hoogsteen or reversed Hoogsteen hydrogen bonding, between complementary nucleoside or nucleotide bases (nucleobases) of the strands of oligonucleotides or between an oligonucleotide and a target nucleic acid. For example, adenine and thymine are complementary nucleobases which pair through the formation of hydrogen bonds. Hybridization can occur under varying circumstances.

Compositions of the present invention are specifically hybridizable when binding to a target nucleic acid interferes with the normal function of the target nucleic acid and causes a loss of activity, and there is a sufficient degree of complementarity to avoid non-specific binding to non-target nucleic acid sequences under conditions in which specific binding is desired, i.e., under physiological conditions in the case of in vivo assays or therapeutic treatment, and under conditions in which assays are performed in the case of in vitro assays.

In the present invention the phrase "stringent hybridization conditions" or "stringent conditions" refers to conditions under which compositions of the invention will hybridize to its target sequence, but to a minimal number of other sequences. Stringent conditions are sequence-dependent and will vary with different circumstances and in the context of this invention, "stringent conditions" under which oligomeric compounds hybridize to a target sequence are determined by

the nature and composition of the oligomeric compounds and the assays in which they are being investigated.

"Complementary," as used herein, refers to the capacity for precise pairing of two nucleobases regardless of where the two are located. For example, if a nucleobase at a certain position of an oligonucleotide is capable of hydrogen bonding with a nucleobase at a certain position of a target nucleic acid, the target nucleic acid being a DNA, RNA, or oligonucleotide molecule, then the position of hydrogen bonding between the oligonucleotide and the target nucleic acid is considered to be a complementary position. The oligonucleotide and the further DNA, RNA, or oligonucleotide molecule are complementary to each other when a sufficient number of complementary positions in each molecule are occupied by nucleobases which can hydrogen bond with each other. Thus, "specifically hybridizable" and "complementary" are terms which are used to indicate a sufficient degree of precise pairing or complementarity over a sufficient number of nucleobases such that stable and specific binding occurs between the oligonucleotide and a target nucleic acid.

It is understood in the art that the sequence of an oligomeric compound need not be 100% complementary to that of its target nucleic acid to be specifically hybridizable. Moreover, an oligomeric compound may hybridize over one or more segments such that intervening or adjacent segments are not involved in the hybridization event (e.g., a loop structure or hairpin structure). It is preferred that the oligomeric compounds of the present invention comprise at least 70% sequence complementarity to a target region within the target nucleic acid, more preferably that they comprise 90% sequence complementarity and even more preferably comprise 95% sequence complementarity to the target region within the target nucleic acid sequence to which they are targeted. For example, an oligomeric compound in which 18 of 20 nucleobases are complementary to a target region, and would therefore specifically hybridize, would represent 90 percent complementarity. In this example, the remaining non-complementary nucleobases may be clustered or interspersed with complementary nucleobases and need not be contiguous to each other or to complementary nucleobases. As such, an oligomeric compound which is 18 nucleobases in length having 4 (four) noncomplementary nucleobases which are flanked by two regions of complete complementarity with the target nucleic acid would have 77.8% overall complementarity with the target nucleic acid and would thus fall within the scope of the present invention. Percent complementarity of an oligomeric compound with a region of a target nucleic acid can be determined routinely using BLAST programs (basic local alignment search tools) and PowerBLAST programs known in the art (Altschul et al., *J. Mol. Biol.*, 1990, 215, 403-410; Zhang and Madden, *Genome Res.*, 1997, 7, 649-656).

Screening and Target Validation

In a further embodiment, "preferred target segments" may be employed in a screen for additional oligomeric compounds that modulate the expression of a selected protein. "Modulators" are those oligomeric compounds that decrease or increase the expression of a nucleic acid molecule encoding a protein and which comprise at least an 8-nucleobase portion which is complementary to a preferred target segment. The screening method comprises the steps of contacting a preferred target segment of a nucleic acid molecule encoding a protein with one or more candidate modulators, and selecting for one or more candidate modulators which decrease or increase the expression of a nucleic acid molecule encoding a protein. Once it is shown that the candidate modulator or modulators are capable of modulating (e.g. either decreasing or increasing) the expression of a nucleic acid molecule encoding a

peptide, the modulator may then be employed in further investigative studies of the function of the peptide, or for use as a research, diagnostic, or therapeutic agent in accordance with the present invention.

The preferred target segments of the present invention may also be combined with their respective complementary oligomeric compounds of the present invention to form stabilized double-stranded (duplexed) oligomeric compound with oligonucleotides being preferred. Such double stranded oligonucleotide moieties have been shown in the art to modulate target expression and regulate translation as well as RNA processing via an antisense mechanism. Moreover, the double-stranded moieties may be subject to chemical modifications (Fire et al., *Nature*, 1998, 391, 806-811; Timmons and Fire, *Nature* 1998, 395, 854; Timmons et al., *Gene*, 2001, 263, 103-112; Tabara et al., *Science*, 1998, 282, 430-431; Montgomery et al., *Proc. Natl. Acad. Sci. USA*, 1998, 95, 15502-15507; Tuschl et al., *Genes Dev.*, 1999, 13, 3191-3197; Elbashir et al., *Nature*, 2001, 411, 494-498; Elbashir et al., *Genes Dev.* 2001, 15, 188-200). For example, such double-stranded moieties have been shown to inhibit the target by the classical hybridization of antisense strand of the duplex to the target, thereby triggering enzymatic degradation of the target (Tijsterman et al., *Science*, 2002, 295, 694-697).

The compositions of the present invention can also be applied in the areas of drug discovery and target validation. The present invention comprehends the use of the compositions and preferred targets identified herein in drug discovery efforts to elucidate relationships that exist between proteins and a disease state, phenotype, or condition. These methods include detecting or modulating a target peptide comprising contacting a sample, tissue, cell, or organism with the compositions of the present invention, measuring the nucleic acid or protein level of the target and/or a related phenotypic or chemical endpoint at some time after treatment, and optionally comparing the measured value to a non-treated sample or sample treated with a further oligonucleotide of the invention. These methods can also be performed in parallel or in combination with other experiments to determine the function of unknown genes for the process of target validation or to determine the validity of a particular gene product as a target for treatment or prevention of a particular disease, condition, or phenotype.

Effect of nucleoside modifications on RNAi activity is evaluated according to existing literature (Elbashir et al., *Nature* (2001), 411, 494-498; Nishikura et al., *Cell* (2001), 107, 415-416; and Bass et al., *Cell* (2000), 101, 235-238.) Kits, Research Reagents, Diagnostics, and Therapeutics

The compositions of the present invention can be utilized for diagnostics, therapeutics, prophylaxis and as research reagents and kits. Furthermore, compositions of the present invention, which are able to inhibit gene expression with exquisite specificity, can be used by those of ordinary skill to elucidate the function of particular genes or to distinguish between functions of various members of a biological pathway.

For use in kits and diagnostics, the compositions of the present invention, either alone or in combination with other oligonucleotides or therapeutics, can be used as tools in differential and/or combinatorial analyses to elucidate expression patterns of a portion or the entire complement of genes expressed within cells and tissues.

As one nonlimiting example, expression patterns within cells or tissues treated with one or more compositions of the present invention are compared to untreated control cells or tissues and the patterns produced are analyzed for differential

levels of gene expression as they pertain, for example, to disease association, signaling pathway, cellular localization, expression level, size, structure or function of the genes examined. These analyses can be performed on stimulated or unstimulated cells and in the presence or absence of other compounds and or oligonucleotides that affect expression patterns.

Examples of methods of gene expression analysis known in the art include DNA arrays or microarrays (Brazma and Vilo, *FEBS Lett.*, 2000, 480, 17-24; Celis, et al., *FEBS Lett.*, 2000, 480, 2-16), SAGE (serial analysis of gene expression) (Madden, et al., *Drug Discov. Today*, 2000, 5, 415-425), READS (restriction enzyme amplification of digested cDNAs) (Prashar and Weissman, *Methods Enzymol.*, 1999, 303, 258-72), TOGA (total gene expression analysis) (Sutcliffe, et al., *Proc. Natl. Acad. Sci. U. S. A.*, 2000, 97, 1976-81), protein arrays and proteomics (Celis, et al., *FEBS Lett.*, 2000, 480, 2-16; Jungblut, et al., *Electrophoresis*, 1999, 20, 2100-10), expressed sequence tag (EST) sequencing (Celis, et al., *FEBS Lett.*, 2000, 480, 2-16; Larsson, et al., *J. Biotechnol.*, 2000, 80, 143-57), subtractive RNA fingerprinting (SuRF) (Fuchs, et al., *Anal. Biochem.*, 2000, 286, 91-98; Larson, et al., *Cytometry*, 2000, 41, 203-208), subtractive cloning, differential display (DD) (Jurecic and Belmont, *Curr. Opin. Microbiol.*, 2000, 3, 316-21), comparative genomic hybridization (Carulli, et al., *J. Cell Biochem. Suppl.*, 1998, 31, 286-96), FISH (fluorescent in situ hybridization) techniques (Going and Gusterson, *Eur. J. Cancer*, 1999, 35, 1895-904) and mass spectrometry methods (To, *Comb. Chem. High Throughput Screen*, 2000, 3, 235-41).

The compositions of the present invention are useful for research and diagnostic applications. In one aspect of the present invention the compositions are useful for research and diagnostics in applications that involve the hybridization of compositions to nucleic acids encoding proteins. For example, oligomeric compounds that are shown to hybridize with such efficiency and under such conditions as disclosed herein as to be effective protein inhibitors will also be effective primers or probes under conditions favoring gene amplification or detection, respectively. These primers and probes are useful in methods requiring the specific detection of nucleic acid molecules encoding proteins and in the amplification of the nucleic acid molecules for detection or for use in further studies. Hybridization of the antisense oligonucleotides, particularly the primers and probes, of the invention with a nucleic acid can be detected by means known in the art. Such means may include conjugation of an enzyme to the oligonucleotide, radiolabelling of the oligonucleotide or any other suitable detection means. Kits using such detection means for detecting the level of selected proteins in a sample may also be prepared.

The specificity and sensitivity of antisense methodologies is also harnessed by those of skill in the art for therapeutic uses. Antisense oligonucleotides have been employed as therapeutic moieties in the treatment of disease states in animals, including humans. Antisense oligonucleotide drugs, including ribozymes, have been safely and effectively administered to humans and numerous clinical trials are presently underway. It is thus established that antisense oligonucleotides can be useful therapeutic modalities that can be configured to be useful in treatment regimes for the treatment of cells, tissues and animals, especially humans.

For therapeutics, an animal, preferably a human, suspected of having a disease or disorder which can be treated by modulating the expression of a selected protein is treated by administering compositions in accordance with this invention. For example, in one non-limiting embodiment, the methods com-

prise the step of administering to the animal in need of treatment, a therapeutically effective amount of a protein inhibitor. The protein inhibitors of the present invention effectively inhibit the activity of the protein or inhibit the expression of the protein. In one embodiment, the activity or expression of a protein in an animal is inhibited by about 10%. Preferably, the activity or expression of a protein in an animal is inhibited by about 30%. More preferably, the activity or expression of a protein in an animal is inhibited by 50% or more.

For example, the reduction of the expression of a protein may be measured in serum, adipose tissue, liver or any other body fluid, tissue or organ of the animal. Preferably, the cells contained within the fluids, tissues or organs being analyzed contain a nucleic acid molecule encoding a protein and/or the protein itself.

The compositions of the present invention can be utilized in pharmaceutical compositions by adding an effective amount to a suitable pharmaceutically acceptable diluent or carrier. Use of the compositions and methods of the invention may also be useful prophylactically.

Formulations

The compositions of the present invention may also be admixed, encapsulated, conjugated or otherwise associated with other molecules, molecule structures or mixtures of compounds, as for example, liposomes, receptor-targeted molecules, oral, rectal, topical or other formulations, for assisting in uptake, distribution and/or absorption.

Representative U.S. patents that teach the preparation of such uptake, distribution and/or absorption-assisting formulations include, but are not limited to, U.S. Pat. Nos. 5,108,921; 5,354,844; 5,416,016; 5,459,127; 5,521,291; 5,543,158; 5,547,932; 5,583,020; 5,591,721; 4,426,330; 4,534,899; 5,013,556; 5,108,921; 5,213,804; 5,227,170; 5,264,221; 5,356,633; 5,395,619; 5,416,016; 5,417,978; 5,462,854; 5,469,854; 5,512,295; 5,527,528; 5,534,259; 5,543,152; 5,556,948; 5,580,575; and 5,595,756, each of which is herein incorporated by reference.

The compositions of the present invention encompass any pharmaceutically acceptable salts, esters, or salts of such esters, or any other compound which, upon administration to an animal, including a human, is capable of providing (directly or indirectly) the biologically active metabolite or residue thereof. Accordingly, for example, the disclosure is also drawn to prodrugs and pharmaceutically acceptable salts of the compositions of the invention, pharmaceutically acceptable salts of such prodrugs, and other bioequivalents. The term "prodrug" indicates a therapeutic agent that is prepared in an inactive form that is converted to an active form (i.e., drug) within the body or cells thereof by the action of endogenous enzymes or other chemicals and/or conditions. In particular, prodrug versions of the compositions of the invention are prepared as SATE [(S-acetyl-2-thioethyl)phosphate] derivatives according to the methods disclosed in WO 93/24510 to Gosselin et al., published Dec. 9, 1993 or in WO 94/26764 and U.S. Pat. No. 5,770,713 to Imbach et al.

The term "pharmaceutically acceptable salts" refers to physiologically and pharmaceutically acceptable salts of the compositions of the invention: i.e., salts that retain the desired biological activity of the parent compound and do not impart undesired toxicological effects thereto. For oligonucleotides, preferred examples of pharmaceutically acceptable salts and their uses are further described in U.S. Pat. No. 6,287,860, which is incorporated herein in its entirety.

The present invention also includes pharmaceutical compositions and formulations which include the compositions of the present invention. The pharmaceutical compositions of the present invention may be administered in a number of

ways depending upon whether local or systemic treatment is desired and upon the area to be treated. Administration may be topical (including ophthalmic and to mucous membranes including vaginal and rectal delivery), pulmonary, e.g., by inhalation or insufflation of powders or aerosols, including by nebulizer; intratracheal, intranasal, epidermal and transdermal), oral or parenteral. Parenteral administration includes intravenous, intraarterial, subcutaneous, intraperitoneal or intramuscular injection or infusion; or intracranial, e.g., intrathecal or intraventricular, administration. Oligonucleotides with at least one 2'-O-methoxyethyl modification are believed to be particularly useful for oral administration. Pharmaceutical compositions and formulations for topical administration may include transdermal patches, ointments, lotions, creams, gels, drops, suppositories, sprays, liquids and powders. Conventional pharmaceutical carriers, aqueous, powder or oily bases, thickeners and the like may be necessary or desirable. Coated condoms, gloves and the like may also be useful.

The pharmaceutical formulations of the present invention, which may conveniently be presented in unit dosage form, may be prepared according to conventional techniques well known in the pharmaceutical industry. Such techniques include the step of bringing into association the active ingredients with the pharmaceutical carrier(s) or excipient(s). In general, the formulations are prepared by uniformly and intimately bringing into association the active ingredients with liquid carriers or finely divided solid carriers or both, and then, if necessary, shaping the product.

The compositions of the present invention may be formulated into any of many possible dosage forms such as, but not limited to, tablets, capsules, gel capsules, liquid syrups, soft gels, suppositories, and enemas. The compositions of the present invention may also be formulated as suspensions in aqueous, non-aqueous or mixed media. Aqueous suspensions may further contain substances which increase the viscosity of the suspension including, for example, sodium carboxymethylcellulose, sorbitol and/or dextran. The suspension may also contain stabilizers.

Pharmaceutical compositions of the present invention include, but are not limited to, solutions, emulsions, foams and liposome-containing formulations. The pharmaceutical compositions and formulations of the present invention may comprise one or more penetration enhancers, carriers, excipients or other active or inactive ingredients.

Emulsions are typically heterogenous systems of one liquid dispersed in another in the form of droplets usually exceeding 0.1 μm in diameter. Emulsions may contain additional components in addition to the dispersed phases, and the active drug which may be present as a solution in either the aqueous phase, oily phase or itself as a separate phase. Microemulsions are included as an embodiment of the present invention. Emulsions and their uses are well known in the art and are further described in U.S. Pat. No. 6,287,860, which is incorporated herein in its entirety.

Formulations of the present invention include liposomal formulations. As used in the present invention, the term "liposome" means a vesicle composed of amphiphilic lipids arranged in a spherical bilayer or bilayers. Liposomes are unilamellar or multilamellar vesicles which have a membrane formed from a lipophilic material and an aqueous interior that contains the composition to be delivered. Cationic liposomes are positively charged liposomes which are believed to interact with negatively charged DNA molecules to form a stable complex. Liposomes that are pH-sensitive or negatively-

charged are believed to entrap DNA rather than complex with it. Both cationic and noncationic liposomes have been used to deliver DNA to cells.

Liposomes also include "sterically stabilized" liposomes, a term which, as used herein, refers to liposomes comprising one or more specialized lipids that, when incorporated into liposomes, result in enhanced circulation lifetimes relative to liposomes lacking such specialized lipids. Examples of sterically stabilized liposomes are those in which part of the vesicle-forming lipid portion of the liposome comprises one or more glycolipids or is derivatized with one or more hydrophilic polymers, such as a polyethylene glycol (PEG) moiety. Liposomes and their uses are further described in U.S. Pat. No. 6,287,860, which is incorporated herein in its entirety.

The pharmaceutical formulations and compositions of the present invention may also include surfactants. The use of surfactants in drug products, formulations and in emulsions is well known in the art. Surfactants and their uses are further described in U.S. Pat. No. 6,287,860, which is incorporated herein in its entirety.

In one embodiment, the present invention employs various penetration enhancers to effect the efficient delivery of nucleic acids, particularly oligonucleotides. In addition to aiding the diffusion of non-lipophilic drugs across cell membranes, penetration enhancers also enhance the permeability of lipophilic drugs. Penetration enhancers may be classified as belonging to one of five broad categories, i.e., surfactants, fatty acids, bile salts, chelating agents, and non-chelating non-surfactants. Penetration enhancers and their uses are further described in U.S. Pat. No. 6,287,860, which is incorporated herein in its entirety.

One of skill in the art will recognize that formulations are routinely designed according to their intended use, i.e. route of administration.

Preferred formulations for topical administration include those in which the compositions of the invention are in admixture with a topical delivery agent such as lipids, liposomes, fatty acids, fatty acid esters, steroids, chelating agents and surfactants. Preferred lipids and liposomes include neutral (e.g. dioleoylphosphatidyl DOPE ethanolamine, dimyristoylphosphatidyl choline DMPC, distearoylphosphatidyl choline) negative (e.g. dimyristoylphosphatidyl glycerol DMPG) and cationic (e.g. dioleoyltetramethylaminopropyl DOTAP and dioleoylphosphatidyl ethanolamine DOTMA).

For topical or other administration, compositions of the present invention may be encapsulated within liposomes or may form complexes thereto, in particular to cationic liposomes. Alternatively, compositions of the present invention may be complexed to lipids, in particular to cationic lipids. Preferred fatty acids and esters, pharmaceutically acceptable salts thereof, and their uses are further described in U.S. Pat. No. 6,287,860, which is incorporated herein in its entirety. Topical formulations are described in detail in U.S. patent application Ser. No. 09/315,298 filed on May 20, 1999, which is incorporated herein by reference in its entirety.

Compositions and formulations for oral administration include powders or granules, microparticulates, nanoparticulates, suspensions or solutions in water or non-aqueous media, capsules, gel capsules, sachets, tablets or minitabets. Thickeners, flavoring agents, diluents, emulsifiers, dispersing aids or binders may be desirable. Preferred oral formulations are those in which compositions of the invention are administered in conjunction with one or more penetration enhancers surfactants and chelators. Preferred surfactants include fatty acids and/or esters or salts thereof, bile acids and/or salts thereof. Preferred bile acids/salts and fatty acids and their uses are further described in U.S. Pat. No. 6,287,860, which is

61

incorporated herein in its entirety. Also preferred are combinations of penetration enhancers, for example, fatty acids/salts in combination with bile acids/salts. A particularly preferred combination is the sodium salt of lauric acid, capric acid and UDCA. Further penetration enhancers include polyoxyethylene-9-lauryl ether, polyoxyethylene-20-cetyl ether. Compositions of the present invention may be delivered orally, in granular form including sprayed dried particles, or complexed to form micro or nanoparticles. Oligonucleotide complexing agents and their uses are further described in U.S. Pat. No. 6,287,860, which is incorporated herein in its entirety. Oral formulations for oligonucleotides and their preparation are described in detail in U.S. application Ser. No. 09/108,673 (filed Jul. 1, 1998), U.S. application Ser. No. 09/315,298 (filed May 20, 1999) and U.S. application Ser. No. 10/071,822, filed Feb. 8, 2002, each of which is incorporated herein by reference in their entirety.

Compositions and formulations for parenteral, intrathecal or intraventricular administration may include sterile aqueous solutions that may also contain buffers, diluents and other suitable additives such as, but not limited to, penetration enhancers, carrier compounds and other pharmaceutically acceptable carriers or excipients.

Certain embodiments of the invention provide pharmaceutical compositions containing one or more of the compositions of the present invention and one or more other chemotherapeutic agents which function by a non-antisense mechanism. Examples of such chemotherapeutic agents include but are not limited to cancer chemotherapeutic drugs such as daunorubicin, daunomycin, dactinomycin, doxorubicin, epirubicin, idarubicin, esorubicin, bleomycin, mafosfamide, ifosfamide, cytosine ara-binoside, bis-chloroethylnitrosurea, busulfan, mitomycin C, actinomycin D, mithramycin, prednisone, hydroxyprogesterone, testosterone, tamoxifen, dacarbazine, procarbazine, hexamethylmelamine, pentamethylmelamine, mitoxantrone, amsacrine, chlorambucil, methylcyclohexylnitrosurea, nitrogen mustards, melphalan, cyclophosphamide, 6-mercaptopurine, 6-thioguanine, cytarabine, 5-azacytidine, hydroxyurea, deoxycytosine, 4-hydroxyperoxycyclophosphoramide, 5-fluorouracil (5-FU), 5-fluorodeoxyuridine (5-FUDR), methotrexate (MTX), colchicine, taxol, vincristine, vinblastine, etoposide (VP-16), trimetrexate, irinotecan, topotecan, gemcitabine, teniposide, cisplatin and diethylstilbestrol (DES). When used with the compositions of the invention, such chemotherapeutic agents may be used individually (e.g., 5-FU and oligonucleotide), sequentially (e.g., 5-FU and oligonucleotide for a period of time followed by MTX and oligonucleotide), or in combination with one or more other such chemotherapeutic agents (e.g., 5-FU, MTX and oligonucleotide, or 5-FU, radiotherapy and oligonucleotide). Anti-inflammatory drugs, including but not limited to nonsteroidal

62

anti-inflammatory drugs and corticosteroids, and antiviral drugs, including but not limited to ribivirin, vidarabine, acyclovir and ganciclovir, may also be combined in compositions of the invention. Combinations of compositions of the invention and other non-antisense drugs are also within the scope of this invention. One or more compositions of the invention can be used in combination with other therapeutic agents to create a cocktail as is currently the strategy for certain viral infections.

In another related embodiment, therapeutically effective combination therapies may comprise the use of two or more oligonucleotides and/or compositions of the present invention wherein the multiple compositions are targeted to a single or multiple nucleic acid targets. Numerous examples of antisense oligonucleotides are known in the art. Two or more combined compounds may be used together or sequentially.

Dosing
The formulation of therapeutic compositions and their subsequent administration (dosing) is believed to be within the skill of those in the art. Dosing is dependent on severity and responsiveness of the disease state to be treated, with the course of treatment lasting from several days to several months, or until a cure is effected or a diminution of the disease state is achieved. Optimal dosing schedules can be calculated from measurements of drug accumulation in the body of the patient. Persons of ordinary skill can easily determine optimum dosages, dosing methodologies and repetition rates. Optimum dosages may vary depending on the relative potency of individual oligonucleotides, and can generally be estimated based on EC₅₀s found to be effective in *in vitro* and *in vivo* animal models. In general, dosage is from 0.01 ug to 100 g per kg of body weight, and may be given once or more daily, weekly, monthly or yearly, or even once every 2 to 20 years. Persons of ordinary skill in the art can easily estimate repetition rates for dosing based on measured residence times and concentrations of the drug in bodily fluids or tissues. Following successful treatment, it may be desirable to have the patient undergo maintenance therapy to prevent the recurrence of the disease state, wherein the oligonucleotide is administered in maintenance doses, ranging from 0.01 ug to 100 g per kg of body weight, once or more daily, to once every 20 years.

While the present invention has been described with specificity in accordance with certain of its preferred embodiments, the following examples serve only to illustrate the invention and are not intended to limit the same.

EXAMPLE 1

Alternating 2'-O-Methyl siRNA's Targeting PTEN

A dose response was performed in the PTEN system to look at positional effects of alternating 2'-O-methyl constructs in asRNA and siRNA constructs.

SEQ ID NO/ISIS NO	SEQUENCES 5'-3'
8/335454	5'-P-UUU <u>GUCUCUGGUC</u> UUACUU (P = S, antisense)
9/335455	5'-P-UUU <u>GUCUCUGGUC</u> UUACUU (P = S, antisense)
10/335456	5'-P-UUU <u>GUCUCUGGUC</u> UUACUU (P = O, antisense)
11/335457	5'-P-UUU <u>GUCUCUGGUC</u> UUACUU (P = O, antisense)
12/303912	5'-P-UUU <u>GUCUCUGGUC</u> UUACUU (P = S, antisense)
13/308746	AAGUAAGGACCAGAGACAAA (P = O, sense)

-continued

14/335452	<u>AAGUAAGGACCAGAGACAAA</u>	(P = O, sense)
15/335453	<u>AAGUAAGGACCAGAGACAAA</u>	(P = O, sense)
siRNA duplexes (5',3'-sense and 3',5'-antisense) Activity (150 nm)		
13/308746 (S, P = O)	5'-AAGUAAGGACCAGAGACAAA-3'	14.8
12/303912 (AS, P = S)	3'-UUCAUUCUGGUCUCUGUUU-P-5'	
(unmodified standard)		
siRNA duplexes (5',3'-sense and 3',5'-antisense) Activity (150 nm)		
14/335452 (S, P = O)	5'- <u>AAGUAAGGACCAGAGACAAA</u> -3'	
8/335454 (AS, P = S)	3'- <u>UUCAUUCUGGUCUCUGUUU</u> -P-5'	43.8
10/335456 (AS, P = O)	3'- <u>UUCAUUCUGGUCUCUGUUU</u> -P-5'	41.0
9/335455 (AS, P = S)	3'- <u>UUCAUUCUGGUCUCUGUUU</u> -P-5'	53.1
11/335457 (AS, P = O)	3'- <u>UUCAUUCUGGUCUCUGUUU</u> -P-5'	49.7
15/335453 (S, P = O)	5'- <u>AAGUAAGGACCAGAGACAAA</u> -3'	
8/335454 (AS, P = S)	3'- <u>UUCAUUCUGGUCUCUGUUU</u> -P-5'	54.3
10/335456 (AS, P = O)	3'- <u>UUCAUUCUGGUCUCUGUUU</u> -P-5'	50.3
9/335455 (AS, P = S)	3'- <u>UUCAUUCUGGUCUCUGUUU</u> -P-5'	52.2
11/335457 (AS, P = O)	3'- <u>UUCAUUCUGGUCUCUGUUU</u> -P-5'	52.8
13/308746 (S, P = O)	5'-AAGUAAGGACCAGAGACAAA-3'	
8/335454 (AS, P = S)	3'- <u>UUCAUUCUGGUCUCUGUUU</u> -P-5'	40.0
10/335456 (AS, P = O)	3'- <u>UUCAUUCUGGUCUCUGUUU</u> -P-5'	26.3
9/335455 (AS, P = S)	3'- <u>UUCAUUCUGGUCUCUGUUU</u> -P-5'	56.6
11/335457 (AS, P = O)	3'- <u>UUCAUUCUGGUCUCUGUUU</u> -P-5'	74.4
asRNA single stranded (5',3'-sense and 3',5'-anti-sense) Activity (200 nm)		
12/303912 (AS, P = S)	3'-UUCAUUCUGGUCUCUGUUU-P-5'	27.9
8/335454 (AS, P = S)	3'- <u>UUCAUUCUGGUCUCUGUUU</u> -P-5'	53.5
10/335456 (AS, P = O)	3'- <u>UUCAUUCUGGUCUCUGUUU</u> -P-5'	93.2
9/335455 (AS, P = S)	3'- <u>UUCAUUCUGGUCUCUGUUU</u> -P-5'	48.3
11/335457 (AS, P = O)	3'- <u>UUCAUUCUGGUCUCUGUUU</u> -P-5'	89.6
SEQ ID NO:	Sequence (5'-3')	
12	UUUGUCUCUGGUCUUACUU	
13	AAGUAAGGACCAGAGACAAA	

Underlined = 2'-O-methyl and 5'-P- is a 5'-phosphate group.

65

The asRNA assay was run as a dose response with only the 200 nm dose shown (0, 50, 100 and 200 nm). The siRNA assay was also performed as a dose response with only the 150 nm dose shown (20, 40 80, 150 nm).

EXAMPLE 2

Alternating 2'-F siRNA's Targeting PTEN in T-24 Cells

A dose response was performed in the PTEN system to look at positional effects of alternating 2'-F constructs in asRNA constructs.

66

SEQ ID NO:	Sequence (5'-3')
20	TUTGTCTCTGGUCCTUACTU

5

The above siRNA constructs were assayed to determine the effects of the full alternating 2'-F/2'-deoxy antisense strands (PO or PS) as compared to sense strands having full alternat-

SEQ ID NO/ISIS NO	SEQUENCE	
13/308746	5'-P-AAG UAA GGA CCA GAG AC AAA-3'	(PO, S, RNA)
12/303912	3'-OH-UUC AUU CCU GGU CUC UGU UU-P-5'	(PS, AS, RNA)
16/339927	5'-PO-AAG UAA GGA CCA GAG ACA AA-3'	(PO, S, deoxy)
17/339923	3'-OH-UTC AUT C ^m CU G, uns GT CTC TGT UT-5'-P	(PO, AS, deoxy)
18/339928	5'-PO-AAG UAA GGA CCA GAG ACA AA-3'	(PO, S, deoxy)
17/339923	3'-OH-UTC AUT C ^m CUGGT CTC TGT UT-5'-P	(PO, AS, deoxy)
13/308746	5'-PO-AAG UAA GGA CCA GAG ACA AA-3'	(PO, S, RNA)
17/339923	3'-OH-UTC AUT C ^m CUGGT CTC TGT UT-5'-P	(PO, AS, deoxy)
16/339927	5'-PO-AAG UAA GGA CCA GAG ACA AA-3'	(PO, S, deoxy)
17/339924	3'-OH-UTC AUT C ^m CUGGT CTC TGT UT-5'-P	(PS, AS, deoxy)
18/339928	5'-PO-AAG UAA GGA CCA GAG ACA AA-3'	(PO, S, deoxy)
19/339924	3'-OH-UTC AUT C ^m CUGGT CTC TGT UT-5'-P	(PS, AS, deoxy)
13/308746	5'-PO-AAG UAA GGA CCA GAG ACA AA-3'	(PO, S, RNA)
19/339924	3'-OH-UTC AUT C ^m CUGGT CTC TGT UT-5'-P	(PS, AS, deoxy)

Underlined nucleosides are 2'-F modified nucleosides, all other nucleosides are ribonucleosides (RNA) or 2'-deoxyri-
bonucleosides (deoxy) as annotated, PO and PS are phos-
phodiester and phosphorothioate respectively, 5'-P is 5'-phos-
phate, and ^mC's are 5-methyl cytidines.

ing 2'-F/2'-deoxy (PO). The siRNA construct having PO
sense and PS antisense strands that are full RNA was prepared
for comparison.

The activities are listed below:

siRNA	Activity (% untreated control 150 nM)	
Construct	Sense	Antisense
308746/303912	16% PO unmodified RNA	/PS unmodified RNA
339927/339923	81% PO deoxy alternating 3'-1	/PO deoxy alternating 5'-1
339927/339924	39% PO deoxy alternating 3'-1	/PS deoxy alternating 5'-1
339928/339923	81% PO deoxy alternating 3'-0	/PO deoxy alternating 5'-1
339928/339924	39% PO deoxy alternating 3'-0	/PS deoxy alternating 5'-1
308746/339923	43% PO unmodified RNA	/PO deoxy alternating 5'-1
308746/339924	37% PO unmodified RNA	/PS deoxy alternating 5'-1

67

The alternating 3'-1 (sense strand) means that the alternating 2'-F groups start adjacent to the 3'-nucleoside and 3'-0 means the 2'-F starts alternating at the 3'-terminal nucleoside, alternating 5'-1 (antisense strand) means that the alternating 2'-F groups start adjacent to the 5'-nucleoside.

EXAMPLE 3

Alternating 2'-F siRNA's Targeting PTEN in T-24 Cells

A dose response was performed in the PTEN system to look at positional effects of alternating 2'-F constructs in asRNA constructs.

SEQ ID NO/ISIS NO	SEQUENCE
13/308746	5'-P-AAG UAA GGA CCA GAG AC AAA-3' (PO, S, RNA)
12/303912	3'-OH-UUC AUU CCU GGU CUC UGU UU-P-5' (PS, AS, RNA)
16/339927	5'-PO-AAG UAA GGA CCA GAG ACA AA-3' (PO, S, deoxy)
21/339925	3'-OH-TU ^m C ATU ^m CCT GGU ^m CU ^m C UGU T (PO, AS, deoxy) U-5'-P
18/339928	5'-PO-AAG UAA GGA ^m CCT GAG ACA AA-3' (PO, S, deoxy)
21/339925	3'-OH-TU ^m C ATU ^m CCT GGU ^m CU ^m C UGU T (PO, AS, deoxy) U-5'-P
13/308746	5'-PO-AAG UAA GGA CCA GAG ACA AA-3' (PO, S, RNA)
21/339925	3'-OH-TU ^m C ATU ^m CCT GGU ^m CU ^m C UGU T (PO, AS, deoxy) U-5'-P
16/339927	5'-PO-AAG UAA GGA CCA GAG ACA AA-3' (PO, S, deoxy)
21/339926	3'-OH-TU ^m C ATU ^m CCT GGU ^m CU ^m C UGU T (PS, AS, deoxy) U-5'-P
18/339928	5'-PO-AAG UAA GGA ^m CCT GAG ACA AA-3' (PO, AS, deoxy)
21/339926	3'-OH-TU ^m C ATU ^m CCT GGU ^m CU ^m C UGU T (PO, S, deoxy) U-5'-P
13/308746	5'-PO-AAG UAA GGA CCA GAG ACA AA-3' (PO, S, RNA)
22/339926	3'-OH-TU ^m C ATU ^m CCT GGU ^m CU ^m C UGU T (PS, AS, deoxy) U-5'-P

Underlined nucleosides are 2'-F modified nucleosides, all other nucleosides are ribonucleosides (RNA) or 2'-deoxyribonucleosides (deoxy) as annotated, PO and PS are phosphodiester and phosphorothioate respectively, 5'-P is 5'-phosphate, and ^mC's are 5-methyl cytidines.

SEQ ID NO:	Sequence (5'-3')
23	UTUGUCUCUGGTCCUTACUT

The above siRNA constructs were assayed to determine the effects of the full alternating 2'-F/2'-deoxy antisense strands (PO or PS) as compared to sense strands having full alternating 2'-F/2'-deoxy (PO). The siRNA construct having PO sense and PS antisense strands that are full RNA was prepared for comparison. The register of the antisense strand has been shifted relative to Example 2 (2'-F is at 5'-0 as opposed to 5'-1).

68

The activities are listed below:

siRNA	Activity (% untreated control 150 nM)	
Construct	Sense	Antisense
308746/303912	16% PO unmodified RNA	/PS unmodified RNA
339927/339925	86% PO deoxy alternating 3'-1	/PO deoxy alternating 5'-0
339927/339926	79% PO deoxy alternating 3'-1	/PS deoxy alternating 5'-0
339928/339925	51% PO deoxy alternating 3'-0	/PO deoxy alternating 5'-0
339928/339926	69% PO deoxy alternating 3'-0	/PS deoxy alternating 5'-0

-continued

siRNA	Activity (% untreated control 150 nM)	
Construct	Sense	Antisense
308746/339925	73% PO unmodified RNA	/PO deoxy alternating 5'-0
308746/339926	52% PO unmodified RNA	/PS deoxy alternating 5'-0

The alternating 3'-1 (sense strand) means that the alternating 2'-F groups start adjacent to the 3'-nucleoside and 3'-0 means the 2'-F starts alternating at the 3'-terminal nucleoside, alternating 5'-1 (antisense strand) means that the alternating 2'-F groups start adjacent to the 5'-nucleoside.

EXAMPLE 4

Alternating 2'-O-Methyl/2'-F siRNA's Targeting PTEN in T-24 Cells

A dose response was performed in the PTEN system to look at positional effects of alternating 2'-O-Methyl/2'-F siRNA's.

SEQ ID NO/ISIS NO	SEQUENCE (Bold = 2'-F, Underlined = 2'-OCH ₃)
13/308746	5'-P-AAG UAA GGA CCA GAG AC AAA-3' (PO, S, RNA)
12/303912	3'-OH-UUC AUU CCU GGU CUC UGU UU-P-5' (PS, AS, RNA)
24/340573	5'-PO-AAG <u>UAA</u> GGA <u>CCA</u> GAG <u>ACA</u> <u>AA</u> -3' (PO, S)
25/340569	3'-OH- <u>UUC</u> <u>AUU</u> <u>CCU</u> GGU <u>CUC</u> <u>UGU</u> UU-5'-P (PO, AS)
26/340574	5'-PO-AAG <u>UAA</u> GGA <u>CCA</u> GAG <u>ACA</u> <u>AA</u> -3' (PO, S)
25/340569	3'-OH- <u>UUC</u> <u>AUU</u> <u>CCU</u> GGU <u>CUC</u> <u>UGU</u> UU-5'-P (PO, AS)
13/308746	5'-PO-AAG UAA GGA CCA GAG ACA AA-3' (PO, AS, RNA)
25/340569	3'-OH- <u>UUC</u> <u>AUU</u> <u>CCU</u> GGU <u>CUC</u> <u>UGU</u> UU-5'-P (PO, AS)
24/340573	5'-PO-AAG <u>UAA</u> GGA <u>CCA</u> GAG <u>ACA</u> <u>AA</u> -3' (PO, S)
27/340570	3'-OH- <u>UUC</u> <u>AUU</u> <u>CCU</u> GGU <u>CUC</u> <u>UGU</u> UU-5'-P (PS, AS)
26/340574	5'-PO-AAG <u>UAA</u> GGA <u>CCA</u> GAG <u>ACA</u> <u>AA</u> -3' (PO, S)
27/340570	3'-OH- <u>UUC</u> <u>AUU</u> <u>CCU</u> GGU <u>CUC</u> <u>UGU</u> UU-5'-P (PS, AS)
13/308746	5'-PO-AAG UAA GGA CCA GAG ACA AA-3' (PO, AS, RNA)
27/340570	3'-OH- <u>UUC</u> <u>AUU</u> <u>CCU</u> GGU <u>CUC</u> <u>UGU</u> UU-5'-P (PS, AS)

Underlined nucleosides are 2'-OCH₃ modified nucleosides, bold are 2'-F modified nucleosides, PO and PS are phosphodiester and phosphorothioate respectively, 5'-P is 5'-phosphate, and ^mC's are 5-methyl cytidines.

The above siRNA constructs were assayed to determine the effects of the full alternating 2'-O-methyl/2'-F antisense strands (PO or PS) where the 5'-terminus of the antisense strands are 2'-F modified nucleosides with the remaining positions alternating. The sense strands were prepared with the positioning of the modified nucleosides in both orientations such that for each siRNA tested with 2'-O-methyl modified nucleosides beginning at the 3'-terminus of the sense strand another identical siRNA was prepared with 2'-F modified nucleosides beginning at the 3'-terminus of the sense strand. Another way to describe the differences between these two siRNA's is that the register of the sense strand is in both possible orientations with the register of the antisense strand being held constant in one orientation.

The activities are listed below:

siRNA	Activity (% untreated control 150 nM)	
Construct	Sense	Antisense
308746/303912	28% PO unmodified RNA	PS unmodified RNA
340574/340569	46% PO (2'-F, 3'-0)	PO (2'-F, 5'-0)

-continued

siRNA	Activity (% untreated control 150 nM)	
Construct	Sense	Antisense
340574/340570	62% PO (2'-F, 3'-0)	PS (2'-F, 5'-0)
340573/340569	84% PO (2'-O-methyl, 3'-0)	PO (2'-F, 5'-0)
340573/340570	23% PO (2'-O-methyl, 3'-0)	PS (2'-F, 5'-0)
308746/340569	23% PO unmodified RNA	PO (2'-F, 5'-0)
308746/340570	38% PO unmodified RNA	PS (2'-F, 5'-0)

Within the alternating motif for this assay the antisense strands were prepared beginning with a 2'-F group at the 5'-terminal nucleoside. The sense strands were prepared with the alternating motif beginning at the 3'-terminal nucleoside with either the 2'-F (2'-F, 3'-0) or the 2'-O-methyl (2'-O-methyl, 3'-0). The siRNA constructs were prepared with the internucleoside linkages for the sense strand as full phosphodiester and the internucleoside linkages for the antisense strands as either full phosphodiester or phosphorothioate.

EXAMPLE 5

Alternating 2'-O-Methyl/2'-F siRNA's Targeting PTEN in T-24 Cells

A dose response was performed in the PTEN system to look at positional effects of alternating 2'-O-Methyl/2'-F siRNA's.

SEQ ID NO/ISIS NO	SEQUENCE (Bold = 2'-F, Underlined = 2'-OCH ₃)
13/308746	5'-P-AAG UAA GGA CCA GAG AC AAA-3' (PO, S, RNA)
12/303912	3'-OH-UUC AUU CCU GGU CUC UGU UU-P-5' (PS, AS, RNA)
24/340573	5'-PO-AAG <u>UAA</u> GGA <u>CCA</u> GAG <u>ACA</u> <u>AA</u> -3' (PO, S)
28/340571	3'-OH- <u>UUC</u> <u>AUU</u> <u>CCU</u> GGU <u>CUC</u> <u>UGU</u> UU-5'-P (PO, AS)
26/340574	5'-PO-AAG <u>UAA</u> GGA <u>CCA</u> GAG <u>ACA</u> <u>AA</u> -3' (PO, S)
28/340571	3'-OH- <u>UUC</u> <u>AUU</u> <u>CCU</u> GGU <u>CUC</u> <u>UGU</u> UU-5'-P (PO, AS)

-continued

SEQ ID NO/ISIS NO	SEQUENCE (Bold = 2'-F, Underlined = 2'-OCH ₃)	
13/308746	5'-PO-AAG UAA GGA CCA GAG ACA AA-3'	(PO, AS, RNA)
28/340571	3'-OH-UUC <u>AUU</u> CCU <u>GGUC</u> UGU UU-5'-P	(PO, AS)
24/340573	5'-PO-AAG <u>UAA</u> GGA <u>CCA</u> <u>GAG</u> <u>ACA</u> AA-3'	(PO, S)
29/340572	3'-OH-UUC <u>AUU</u> CCU <u>GGUC</u> UGU UU-5'-P	(PS, AS)
26/340574	5'-PO-AAG <u>UAA</u> GGA <u>CCA</u> <u>GAG</u> <u>ACA</u> AA-3'	(PO, S)
29/340572	3'-OH-UUC <u>AUU</u> CCU <u>GGUC</u> UGU UU-5'-P	(PS, AS)
13/308746	5'-PO-AAG UAA GGA CCA GAG ACA AA-3'	(PO, AS, RNA)
29/340572	3'-OH-UUC <u>AUU</u> CCU <u>GGUC</u> UGU UU-5'-P	(PS, AS)

Underlined nucleosides are 2'-F modified nucleosides, bold are 2'-F modified nucleosides, PO and PS are phosphodiester and phosphorothioate respectively, 5'-P is 5'-phosphate, and ^mC's are 5-methyl cytidines.

The above siRNA constructs were assayed to determine the effects of the full alternating 2'-O-methyl/2'-F antisense strands (PO or PS) where the 5'-terminus of the antisense strands are 2'-O-methyl modified nucleosides with the remaining positions alternating. The sense strands were prepared with the positioning of the modified nucleosides in both orientations such that for each siRNA tested with 2'-O-methyl modified nucleosides beginning at the the 3'-terminus of the sense strand another identical siRNA was prepared with 2'-F modified nucleosides beginning at the the 3'-terminus of the sense strand. Another way to describe the differences between these two siRNA's is that the register of the sense strand is in both possible orientations with the register of the antisense strand being held constant in one orientation.

The activities are listed below:

siRNA	Activity (% untreated control 150 nM)	
Construct	Sense	Antisense
308746/303912	27% PO unmodified RNA	PS unmodified RNA
340574/340571	112% PO (2'-F, 3'-O)	PO (2'-O-methyl, 5'-O)

-continued

siRNA	Activity (% untreated control 150 nM)	
Construct	Sense	Antisense
340574/340572	81% PO (2'-F, 3'-O)	PS (2'-O-methyl, 5'-O)
340573/340571	40% PO (2'-O-methyl, 3'-O)	PO (2'-O-methyl, 5'-O)
340573/340572	71% PO (2'-O-methyl, 3'-O)	PS (2'-O-methyl, 5'-O)
308746/340571	46% PO unmodified RNA	PO (2'-O-methyl, 5'-O)
308746/340572	44% PO unmodified RNA	PS (2'-O-methyl, 5'-O)

Within the alternating motif for this assay the antisense strands were prepared beginning with a 2'-F group at the 5'-terminal nucleoside. The sense strands were prepared with the alternating motif beginning at the 3'-terminal nucleoside with either the 2'-F 2'-F, 3'-O) or the 2'-O-methyl (2'-O-methyl, 3'-O). The siRNA constructs were prepared with the internucleoside linkages for the sense strand as full phosphodiester and the internucleoside linkages for the antisense strands as either full phosphodiester or phosphorothioate.

EXAMPLE 6

Double Stranded Alternating Constructs

A number of double stranded constructs were also assayed in HeLa cells. The constructs and activities are shown below:

SEQ ID NO/ISIS NO	SEQUENCES 5'-3'	
12/303912	5'-PO-UU UGU CUC UGG UCC UUA CUU-3'	(AS, PS)
124/308746	5'-PO-AAG TAA GGA CCA GAG ACA AA-3'	(S, PO)
125/335452	5'-PO-AAG <u>TAA</u> <u>GGA</u> <u>CCA</u> <u>GAG</u> <u>ACA</u> AA-3'	(PO, <u>2'-OMe</u>)
15/335453	5'-PO-AAG <u>UAA</u> GGA <u>CCA</u> <u>GAG</u> <u>ACA</u> AA-3'	(PO, <u>2'-OMe</u>)
8/335454	5'-PO-UU <u>UGU</u> CUC UGG <u>UCC</u> <u>UUA</u> CUU-3'	(PS, <u>2'-OMe</u>)
9/335455	5'-PO-UU UGU CUC UGG <u>UCC</u> <u>UUA</u> CUU-3'3'	(PS, <u>2'-OMe</u>)
10/335456	5'-PO-UU UGU CUC UGG <u>UCC</u> <u>UUA</u> CUU-3'	(PO, <u>2'-OMe</u>)
11/335457	5'-PO-UU UGU CUC UGG <u>UCC</u> <u>UUA</u> CUU-3'3'	(PO, <u>2'-OMe</u>)
17/339923	5'-PO-TU TGT <u>CTC</u> TGG <u>U^mCC</u> TUA <u>CTU</u> -3'	(PO, <u>2'-F/2'-H</u>)
19/339924	5'-PO-TU TGT <u>CTC</u> TGG <u>U^mCC</u> TUA <u>CTU</u> -3'	(PS, <u>2'-F/2'-H</u>)
21/339925	5'-PO-UT UGU <u>^mCU^mC</u> UGG <u>TC^mC</u> UTA <u>^mCU^mT</u> -3'	(PO, <u>2'-F/2'-H</u>)

-continued

SEQ ID NO/ISIS NO	SEQUENCES 5'-3'
22/339926	5'-PO- <u>UT</u> <u>UGU</u> <u>^mCU^mC</u> <u>UGG</u> <u>TC^mC</u> <u>UTA</u> <u>^mCUT</u> -3' (PS, 2'-F/2'-H)
126/339927	5'-PO- <u>AAG</u> <u>TAA</u> <u>GGA</u> <u>^mCCA</u> <u>GAG</u> <u>ACA</u> <u>AA</u> -3' (PS, 2'-F/2'-H)
127/339928	5'-PO- <u>AAG</u> <u>UAA</u> <u>GGA</u> <u>C^mCA</u> <u>GAG</u> <u>A^mCA</u> <u>AA</u> -3' (PO, 2'-F/2'-H)
25/340569	5'-PO- <u>UUU</u> <u>GUC</u> <u>UCU</u> <u>GGU</u> <u>CCU</u> <u>UAC</u> <u>UU</u> -3' (PO, 2'-F/2'-OMe)
27/340570	5'-PO- <u>UUU</u> <u>GUC</u> <u>UCU</u> <u>GGU</u> <u>CCU</u> <u>UAC</u> <u>UU</u> -3' (PS, 2'-F/2'-OMe)
128/340571	5'-PO- <u>UUU</u> <u>GUC</u> <u>UCU</u> <u>GGU</u> <u>CCU</u> <u>UAC</u> <u>UU</u> -3' (PO, 2'-F/2'-OMe)
129/340572	5'-PO- <u>UUU</u> <u>GUC</u> <u>UCU</u> <u>GGU</u> <u>CCU</u> <u>UAC</u> <u>UU</u> -3' (PS, 2'-F/2'-OMe)
130/340573	5'-PO- <u>AAG</u> <u>UAA</u> <u>GGA</u> <u>CCA</u> <u>GAG</u> <u>ACA</u> <u>AA</u> -3' (PO, 2'-F/2'-OMe)
131/340574	5'-PO- <u>AAG</u> <u>UAA</u> <u>GGA</u> <u>CCA</u> <u>GAG</u> <u>ACA</u> <u>AA</u> -3' (PO, 2'-F/2'-OMe)
30/344217	5'-PO- <u>UUU</u> <u>GUC</u> <u>UCU</u> <u>GGU</u> <u>CCU</u> <u>UAC</u> <u>UU</u> -3' (PO, 2'-F)
31/344218	5'-PO- <u>UUU</u> <u>GUC</u> <u>UCU</u> <u>GGU</u> <u>CCU</u> <u>UAC</u> <u>UU</u> -3' (PS, 2'-F)
32/344219	5'-PO- <u>UUU</u> <u>GUC</u> <u>UCU</u> <u>GGU</u> <u>CCU</u> <u>UAC</u> <u>UU</u> -3' (PO, 2'-F)
33/344220	5'-PO- <u>UUU</u> <u>GUC</u> <u>UCU</u> <u>GGU</u> <u>CCU</u> <u>UAC</u> <u>UU</u> -3' (PS, 2'-F)
34/344221	5'-PO- <u>AAG</u> <u>UAA</u> <u>GGA</u> <u>CCA</u> <u>GAG</u> <u>ACA</u> <u>AA</u> -3' (PO, 2'-F)
35/344222	5'-PO- <u>AAG</u> <u>UAA</u> <u>GGA</u> <u>CCA</u> <u>GAG</u> <u>ACA</u> <u>AA</u> -3' (PO, 2'-F)

30

The particular constructs and their activities are shown below:

-continued

Double stranded construct				Activity			
Antisense		Sense		% UTC (dose; nM)		IC50 (nM)	
303912	308746	24 (100)	2				
339923	339927	52 (100)					
339923	339928	51 (100)	100				
339923	308746	41 (100)	12				
339924	339927	43 (100)	56				
339924	339928	34 (100)	51				
339924	308746	46 (100)	77				
339925	339927	78 (100)					
339925	339928	91 (100)					
339925	308746	65 (100)					
339926	339927	53 (100)					
339926	339928	47 (100)					
339926	308746	34 (100)	67				
335454	335452	52 (11)	19				
335454	335453	58 (11)	67				
335454	308746	63 (11)	34				
335455	335452	59 (11)	30				
335455	335453	54 (11)	15				
335455	308746	69 (100)					
335456	335452	45 (11)	3				
335456	335453	51 (11)	21				
335456	308746	38 (11)	1				
335457	335452	56 (100)					
335457	335453	52 (11)	14				
335457	308746	52 (100)					
340569	340573	67 (15)					
340569	340574	35 (15)	4				
340569	308746	19 (15)	0.2				
340570	340573	25 (15)	3				
340570	340574	77 (15)	92				
340570	308746	52 (15)	23				
340571	340573	32 (15)	4				
340571	340574	84 (15)					
340571	308746	38 (15)	4				
340572	340573	64 (15)					

A wide variety of additional alternating constructs have been prepared and screening in various assays is ongoing. Some representative constructs that have been made are shown below:

SEQ ID NO/ISIS NO	ANTISENSE SEQUENCES 5'-3'
36/335197	5'-P- <u>TTTGTCTCTGGTCCTTACTT</u> -OH (AS, PS)
37/335198	5'-P- <u>TTTGTCTCTGGTCCTTACTT</u> -OH (AS, PS)
38/335201	5'-P- <u>TTTGTCTCTGGTCCTTACTT</u> -OH (AS, PO)
39/335202	5'-P- <u>TTTGTCTCTGGTCCTTACTT</u> -OH (AS, PO)
40/335215	5'-P- <u>UTUGUCUCUGGTCCTUACTU</u> -OH (AS, PS)
65 413/335216	5'-P- <u>TUTGTCTCTGGUCCTUACTU</u> -OH (AS, PS)

75

-continued

SEQ ID NO/ ISIS NO	ANTISENSE SEQUENCES 5'-3'
42/335219	5'-P- <u>UTUGUCUCUGGTCCTACUT</u> -OH (AS, PO)
43/335220	5'-P- <u>TUTGTCTCTGGUCCTUACTU</u> -OH (AS, PO)
44/xxxxxx	5'-P- <u>AAGUAAGGACCAAGACAAA</u> -3' (S, PO)
45/xxxxxx	5'-P- <u>AAGUAAGGACCAAGACAAA</u> -3' (S, PO)

For the above sequences, underlined is 2'-O-methoxyethyl, for the antisense strands (AS) the bold is 2'-H, for the sense strands (S) the bold is 2'-OH, PS indicates full phosphorothioate, PO indicates full phosphodiester, 5'-P— is a 5'-phosphate group and all C nucleosides are 5'-methyl C's.

Each of the antisense strands were duplexed with each of the sense strands to give 16 different siRNA constructs.

46/335211	5'-P- <u>UTUGUCUCUGGTCCTACUT</u> -OH (PS)
47/335212	5'-P- <u>TUTGTCTCTGGUCCTUACTU</u> -OH (PS)
48/335213	5'-P- <u>UTUGUCUCUGGTCCTACUT</u> -OH (PO)
49/335214	5'-P- <u>TUTGTCTCTGGUCCTUACTU</u> -OH (PO)
44/xxxxxx	5'-P- <u>AAGUAAGGACCAAGACAAA</u> -3' (S, PO)
45/xxxxxx	5'-P- <u>AAGUAAGGACCAAGACAAA</u> -3' (S, PO)

For the above sequences, underlined is 2'-O-methoxyethyl, for the antisense and the sense strands the bold is 2'-OH, PS indicates full phosphorothioate, PO indicates full phosphodiester, 5'-P— is a 5'-phosphate group and all C nucleosides are 5'-methyl C's.

Each of the antisense strands were duplexed with each of the sense strands to give 8 different siRNA constructs.

50/335217	5'-P- <u>UUUGUCUCUGGUCUUAACUU</u> -OH (PS)
50/335218	5'-P- <u>UUUGUCUCUGGUCUUAACUU</u> -OH (PS)
51/335221	5'-P- <u>UUUGUCUCUGGUCUUAACUU</u> -OH (PO)
51/335222	5'-P- <u>UUUGUCUCUGGUCUUAACUU</u> -OH (PO)
36/335199	5'-P- <u>TTTGTCTCTGGTCCTTACTT</u> -OH (PS)
37/335200	5'-P- <u>TTTGTCTCTGGTCCTTACTT</u> -OH (PS)
38/335203	5'-P- <u>TTTGTCTCTGGTCCTTACTT</u> -OH (PO)
39/335204	5'-P- <u>TTTGTCTCTGGTCCTTACTT</u> -OH (PO)
44/xxxxxx	5'-P- <u>AAGUAAGGACCAAGACAAA</u> -3' (S, PO)
45/xxxxxx	5'-P- <u>AAGUAAGGACCAAGACAAA</u> -3' (S, PO)

For the above sequences, underlined is 2'-O-methyl, for the antisense strands (AS) the bold is 2'-H, for the sense strands (S) the bold is 2'-OH, PS indicates full phosphorothioate, PO indicates full phosphodiester, 5'-P— is a 5'-phosphate group and all C nucleosides are 5'-methyl C's.

Each of the antisense strands were duplexed with each of the sense strands to give 16 different siRNA constructs.

76

SEQ ID NO:	Sequence (5'-3')
52	TTTGTCTCTGGTCCTTACTT
23	UTUGUCUCUGGTCCTACUT
20	TUTGTCTCTGGUCCTUACTU
12	UUUGUCUCUGGUCUUAACUU
13	AAGUAAGGACCAAGACAAA.

EXAMPLE 7

Reduction of endogenous PTEN mRNA in HeLa cells by 19- and 20-basepair siRNA is shown in this example. HeLa cells were transfected with siRNA in the presence of lipofectin and treated for 16 hours prior to lysis and analysis by RT-PCR. Maximum % reduction (Max Red) is the amount of mRNA reduction compared to untreated control cells at the highest concentration (150 nM), with IC50 indicating the interpolated concentration at which 50% reduction is achieved. The notation "5'-P—" indicates the presence of a 5'-phosphate. Bold nucleosides have 2'-OME substituents. Otherwise the nucleosides have a 2'-OH substituent. The constructs have phosphodiester linkages unless underlined. Underlined nucleosides have phosphorothioate linkages.

SEQ ID No.	siRNA	IC50 (nM)	Max Red
13	5'- AAG UAA GGA CCA GAG ACA AA -3'	2.4	83
12	3'- <u>UUC AUU CCU GGU CUC UGU UU</u> -P-5'		
13	5'- AAG UAA GGA CCA GAG ACA AA -3'	1.7	94
56	3'- UUC AUU CCU GGU CUC UGU UU-P-5'		
14	5'-P- AAG UAA GGA CCA GAG ACA AA -3'	2.8	60
10	3'- UUC AUU CCU GGU CUC UGU UU-P-5'		
57	5'- AAG UAA GGA CCA GAG ACA A -3'	0.55	90
58	3'- UUC AUU CCU GGU CUC UGU U-5'		
59	5'- AAG UAA GGA CCA GAG ACA A -3'	1.2	95
60	3'- UUC AUU CCU GGU CUC UGU U-5'		
61	5'- GGG UAA AUA CAU UCU ACA U-3'	1.7	83
62	3'- CCC AUU UAU GUA AGA UGU A-5'		
63	5'- GGG UAA AUA CAU UCU ACA U-3'	0.63	92
64	3'- CCC AUU UAU GUA AGA UGU A -5'		
65	5'- UCA AAU CCA GAG GCU AGC A-3'	13.6	71
66	3'- AGU UUA GGU CUC CGA UCG U-5'		
67	5'- UCA AAU CCA GAG GCU AGC A-3'	n.d.	20
68	3'- AGU UUA GGU CUC CGA UCG U-5'		

EXAMPLE 8

Reduction of endogenous PTEN mRNA in HeLa cells by 20-basepair siRNA containing 2'-OME modifications is shown in this example. HeLa cells were transfected with

77

siRNA in the presence of lipofectin and treated for 16 hours prior to lysis and analysis by RT-PCR. Maximum % reduction is the amount of mRNA reduction compared to untreated control cells at the highest concentration (150 nM), with IC50 indicating the interpolated concentration at which 50% reduction is achieved. The notation "5'-P-" indicates the presence of a 5'-phosphate. Bold nucleosides have 2'-OMe substituents. Otherwise the nucleosides have a 2'-OH substituent. The constructs have phosphodiester linkages unless underlined. Underlined nucleosides have phosphorothioate linkages.

SEQ ID No.	siRNA	IC50 Max (nM)	Red
13	5'- AAG UAA GGA CCA GAG ACA AA -3'	1.1	79
12	3'- <u>UUC AUU CCU GGU CUC UGU UU-P-5'</u>		
13	5'- AAG UAA GGA CCA GAG ACA AA -3'	1.2	71
10	3'- <u>UUC AUU CCU GGU CUC UGU UU-P-5'</u>		
13	5'- AAG UAA GGA CCA GAG ACA AA -3'	37.4	48
69	3'- <u>UUC AUU CCU GGU CUC UGU UU-P-5'</u>		
14	5'-P- AAG UAA GGA CCA GAG ACA AA -3'	2.6	60
10	3'- <u>UUC AUU CCU GGU CUC UGU UU-P-5'</u>		
14	5'-P- AAG UAA GGA CCA GAG ACA AA -3'	19.2	47
69	3'- <u>UUC AUU CCU GGU CUC UGU UU-P-5'</u>		
70	5'-P- AAG UAA GGA CCA GAG ACA AA -3'	21.1	59
10	3'- <u>UUC AUU CCU GGU CUC UGU UU-P-5'</u>		
70	5'-P- AAG UAA GGA CCA GAG ACA AA -3'	66.6	44
69	3'- <u>UUC AUU CCU GGU CUC UGU UU-P-5'</u>		
13	5'- AAG UAA GGA CCA GAG ACA AA -3'	136	47
71	3'- <u>UUC AUU CCU GGU CUC UGU UU-P-5'</u>		
13	5'- AAG UAA GGA CCA GAG ACA AA -3'	440	31
72	3'- <u>UUC AUU CCU GGU CUC UGU UU-P-5'</u>		
70	5'-P- AAG UAA GGA CCA GAG ACA AA -3'	14.2	62
71	3'- <u>UUC AUU CCU GGU CUC UGU UU-P-5'</u>		
70	5'-P- AAG UAA GGA CCA GAG ACA AA -3'	14.7	57
72	3'- <u>UUC AUU CCU GGU CUC UGU UU-P-5'</u>		
14	5'-P- AAG UAA GGA CCA GAG ACA AA -3'	179	36
71	3'- <u>UUC AUU CCU GGU CUC UGU UU-P-5'</u>		
14	5'-P- AAG UAA GGA CCA GAG ACA AA -3'	29.5	51
72	3'- <u>UUC AUU CCU GGU CUC UGU UU-P-5'</u>		

EXAMPLE 9

Reduction of endogenous PTEN mRNA in HeLa cells by 20-basepair siRNA containing 2'-F modifications is shown in this example. HeLa cells were transfected with siRNA in the presence of lipofectin and treated for 16 hours prior to lysis and analysis by RT-PCR. Maximum % reduction is the amount of mRNA reduction compared to untreated control cells at the highest concentration (150 nM), with IC50 indicating the interpolated concentration at which 50% reduction is achieved. The notation "5'-P-" indicates the presence of a

78

5'-phosphate. Bold nucleosides have 2'-F substituents. Otherwise the nucleosides have a 2'-OH substituent. The constructs have phosphodiester linkages unless underlined. Underlined nucleosides have phosphorothioate linkages.

SEQ ID No.	siRNA	IC50 Max (nM)	Red
13	5'- AAG UAA GGA CCA GAG ACA AA -3'	2.5	83
12	3'- <u>UUC AUU CCU GGU CUC UGU UU-P-5'</u>		
13	5'- AAG UAA GGA CCA GAG ACA AA -3'	0.77	87
73	3'- <u>UUC AUU CCU GGU CUC UGU UU-P-5'</u>		
13	5'- AAG UAA GGA CCA GAG ACA AA -3'	2.6	78
74	3'- <u>UUC AUU CCU GGU CUC UGU UU-P-5'</u>		
75	5'-P- AAG UAA GG A CCA GAG A CA AA -3'	0.67	86
73	3'- <u>UUC AUU CCU GGU CUC UGU UU-P-5'</u>		
75	5'- AAG UAA GG A CCA GAG A CA AA -3'	4.7	76
74	3'- <u>UUC AUU CCU GGU CUC UGU UU-P-5'</u>		
76	5'-P- AAG UAA GGA CCA GAG ACA AA -3'	0.71	86
73	3'- <u>UUC AUU CCU GGU CUC UGU UU-P-5'</u>		
76	5'-P- AAG UAA GGA CCA GAG ACA AA -3'	2.8	77
74	3'- <u>UUC AUU CCU GGU CUC UGU UU-P-5'</u>		
13	5'- AAG UAA GGA CCA GAG ACA AA -3'	1.5	76
77	3'- <u>UUC AUU CCU GGU CUC UGU UU-P-5'</u>		
13	5'- AAG UAA GGA CCA GAG ACA AA -3'	22.9	77
78	3'- <u>UUC AUU CCU GGU CUC UGU UU-P-5'</u>		
76	5'-P- AAG UA A GGA CC A GAG ACA AA -3'	6.1	71
77	3'- <u>UUC AUU CCU GGU CUC UGU UU-P-5'</u>		
76	5'-P- AAG UA A GGA CC A GAG ACA AA -3'	33.3	57
78	3'- <u>UUC AUU CCU GGU CUC UGU UU-P-5'</u>		
75	5'-P- AAG UAA GGA CCA GAG ACA AA -3'	5.7	75
77	3'- <u>UUC AUU CCU GGU CUC UGU UU-P-5'</u>		
75	5'-P- AAG UAA GGA CCA GAG ACA AA -3'	54.7	54
78	3'- <u>UUC AUU CCU GGU CUC UGU UU-P-5'</u>		

EXAMPLE 10

Reduction of endogenous PTEN mRNA in HeLa cells by 20-basepair siRNA containing 2'-F and 2'-deoxy (2'-H) modifications is shown in this example. HeLa cells were transfected with siRNA in the presence of lipofectin and treated for 16 hours prior to lysis and analysis by RT-PCR. Maximum % reduction is the amount of mRNA reduction compared to untreated control cells at the highest concentration (150 nM), with IC50 indicating the interpolated concentration at which 50% reduction is achieved. The notation "5'-P-" indicates the presence of a 5'-phosphate. Bold nucleosides have 2'-F substituents. Nucleosides with a "d" subscript have a deoxy sugar. Otherwise the nucleosides have a 2'-OH substituent. The constructs have phosphodiester linkages unless underlined. Underlined nucleosides have phosphorothioate linkages.

SEQ ID No.	siRNA	IC50 (nM)	Max Red
13	5'- AAG UAA GGA CCA GAG ACA AA -3'	2.6	76
12	3'- <u>UUC AUU CCU GGU CUC UGU UU</u> -P-5'		
13	5'- AAG UAA GGA CCA GAG ACA AA -3'	11.7	60
79	3'- <u>UT_dC A_dUT_d CC_dU G_dGT_d CT_dC T_dGT_dUT_d</u> -P-5'		
13	5'- AAG UAA GGA CCA GAG ACA AA -3'	76.7	54
80	3'- <u>UT_dC A_dUT_d CC_dU G_dGT_d CT_dC T_dGT_dUT_d</u> -P-5'		
81	5'- A _d AG _d UA _d A G _d GA _d CC _d A G _d AG _d AC _d A A _d A -3'	100	49
79	3'- <u>UT_dC A_dUT_d CC_dU G_dGT_d CT_dC T_dGT_dUT_d</u> -P-5'		
81	5'- A _d AG _d UA _d A G _d GA _d CC _d A G _d AG _d AC _d A A _d A -3'	50.7	66
80	3'- <u>UT_dC A_dUT_d CC_dU G_dGT_d CT_dC T_dGT_dUT_d</u> -P-5'		
82	5'- AA _d G T _d AA _d GG _d A C _d CA _d GA _d G A _d CA _d AA _d -3'	122	48
79	3'- <u>UT_dC A_dUT_d CC_dU G_dGT_d CT_dC T_dGT_dUT_d</u> -P-5'		
82	5'- AA _d G T _d AA _d GG _d A C _d CA _d GA _d G A _d CA _d AA _d -3'	55.7	57
80	3'- <u>UT_dC A_dUT_d CC_dU G_dGT_d CT_dC T_dGT_dUT_d</u> -P-5'		
13	5'- AAG UAA GGA CCA GAG ACA AA -3'	n.d.	35
83	3'- <u>TU_dC A_dTU_d CC_dT G_dGU_d CU_dC U_dGU_d TU_d</u> -P-5'		
13	5'- AAG UAA GGA CCA GAG ACA AA -3'	66.8	48
84	3'- <u>TU_dC A_dTU_d CC_dT G_dGU_d CU_dC U_dGU_d TU_d</u> -P-5'		
82	5'- AA _d G T _d AA _d GG _d A C _d CA _d GA _d G A _d CA _d AA _d -3'	n.d.	22
83	3'- <u>TU_dC A_dTU_d CC_dT G_dGU_d CU_dC U_dGU_d TU_d</u> -P-5'		
82	5'- AA _d G T _d AA _d GG _d A C _d CA _d GA _d G A _d CA _d AA _d -3'	145	66
84	3'- <u>TU_dC A_dTU_d CC_dT G_dGU_d CU_dC U_dGU_d TU_d</u> -P-5'		
81	5'- A _d AG _d UA _d A G _d GA _d CC _d A G _d AG _d AC _d A A _d A -3'	n.d.	9
83	3'- <u>TU_dC A_dTU_d CC_dT G_dGU_d CU_dC U_dGU_d TU_d</u> -P-5'		
81	5'- A _d AG _d UA _d A G _d GA _d CC _d A G _d AG _d AC _d A A _d A -3'	158	58
84	3'- <u>TU_dC A_dTU_d CC_dT G_dGU_d CU_dC U_dGU_d TU_d</u> -P-5'		

EXAMPLE 11

Reduction of endogenous PTEN mRNA in HeLa cells by 20-basepair siRNA containing 2'-F and 2'-OMe modifications is shown in this example. HeLa cells were transfected with siRNA in the presence of lipofectin and treated for 16 hours prior to lysis and analysis by RT-PCR. Maximum % reduction is the amount of mRNA reduction compared to untreated control cells at the highest concentration (150 nM),

with IC50 indicating the interpolated concentration at which 50% reduction is achieved. The notation "5'-P-" indicates the presence of a 5'-phosphate. Bold nucleosides have 2'-F substituents. Nucleosides with a "m" subscript have 2'-OMe substituents. Otherwise the nucleosides have a 2'-OH substituent. The constructs have phosphodiester linkages unless underlined. Underlined nucleosides have phosphorothioate linkages.

SEQ ID No.	siRNA	IC50 (nM)	Max Red
13	5'- AAG UAA GGA CCA GAG ACA AA -3'	1.5	86
12	3'- <u>UUC AUU CCU GGU CUC UGU UU</u> -P-5'		
13	5'- AAG UAA GGA CCA GAG ACA AA -3'	0.18	87
85	3'- <u>UU_mC A_mUU_m CC_mU G_mGU_m CU_mG U_mGU_m UU_m</u> -P-5'		

SEQ ID No.	siRNA	IC50 Max (nM)	Red
13	5'- AAG UAA GGA CCA GAG ACA AA -3'	23.4	66
86	3'- <u>UU_mC A_mUU_m CC_mU G_mGU_m CU_mG U_mGU_m UU_m-P-5'</u>		
132	5'- A _m AG _m UA _m A G _m GA _m CC _m A G _m AG _m AC _m A A _m A -3'	3.8	80
86	3'- <u>UU_mC A_mUU_m CC_mU G_mGU_m CU_mG U_mGU_m UU_m-P-5'</u>		
132	5'- A _m AG _m UA _m A G _m GA _m CC _m A G _m AG _m AC _m A A _m A -3'	92	59
85	3'- <u>UU_mC A_mUU_m CC_mU G_mGU_m CU_mG U_mGU_m UU_m-P-5'</u>		
133	5'- AA _m G U _m AA _m GG _m A C _m CA _m GA _m G A _m CA _m AA -3'	192	48
87	3'- <u>UU_mC A_mUU_m CC_mU G_mGU_m CU_mG U_mGU_m UU_m-P-5'</u>		
133	5'- AA _m G U _m AA _m GG _m A C _m CA _m GA _m G A _m CA _m AA -3'	3.4	84
85	3'- <u>UU_mC A_mUU_m CC_mU G_mGU_m CU_mG U_mGU_m UU_m-P-5'</u>		
13	5'- AAG UAA GGA CCA GAG ACA AA -3'	3.8	70
134	3'- U _m UC _m AU _m U C _m CU _m GG _m U C _m UC _m UG _m U U _m U-P-5'		
13	5'- AAG UAA GGA CCA GAG ACA AA -3'	53.2	52
135	3'- <u>U_mUC_m AU_mU C_mCU_m GG_mU C_mUC_m UG_mU U_mU-P-5'</u>		
133	5'- AA _m G U _m AA _m GG _m A C _m CA _m GA _m G A _m CA _m AA -3'	3.5	82
134	3'- U _m UC _m AU _m U C _m CU _m GG _m U C _m UC _m UG _m U U _m U-P-5'		
133	5'- AA _m G U _m AA _m GG _m A C _m CA _m GA _m G A _m CA _m AA -3'	n.d.	13
135	3'- <u>U_mUC_m AU_mU C_mCU_m GG_mU C_mUC_m UG_mU U_mU-P-5'</u>		
132	5'- A _m AG _m UA _m A G _m GA _m CC _m A G _m AG _m AC _m A A _m A -3'	n.d.	27
134	3'- U _m UC _m AU _m U C _m CU _m GG _m U C _m UC _m UG _m U U _m U-P-5'		
132	5'- A _m AG _m UA _m A G _m GA _m CC _m A G _m AG _m AC _m A A _m A -3'	n.d.	32
135	3'- <u>U_mUC_m AU_mU C_mCU_m GG_mU C_mUC_m UG_mU U_mU-P-5'</u>		

EXAMPLE 12

Reduction of endogenous PTEN mRNA in HeLa cells by 19-basepair siRNAs containing 2'-F and 2'-OMe modifications is shown in this example. HeLa cells were transfected with siRNA in the presence of lipofectin and treated for 16 hours prior to lysis and analysis by RT-PCR. Maximum % reduction is the amount of mRNA reduction compared to untreated control cells at the highest concentration (150 nM),

with IC50 indicating the interpolated concentration at which 50% reduction is achieved. The notation "5'-P-" indicates the presence of a 5'-phosphate. Bold nucleosides have 2'-F substituents. Nucleosides with a "m" subscript have 2'-OMe substituents. Otherwise the nucleosides have a 2'-OH substituent. The constructs have phosphodiester linkages unless underlined. Underlined nucleosides have phosphorothioate linkages.

SEQ ID No.	siRNA	IC50 Max (nM)	Red
57	5'- AAG UAA GGA CCA GAG ACA AA -3'	0.55	74
58	3'- UUC AUU CCU GGU CUC UGU UU-P-5'		
57	5'- AAG UAA GGA CCA GAG ACA AA -3'	0.66	74
88	3'- U _m UC _m AU _m U C _m CU _m GG _m U C _m UC _m UG _m U U _m U-P-5'		
89	5'- AA _m G U _m AA _m GG _m A C _m CA _m GA _m G A _m CA _m AA-3'	0.38	81
88	3'- U _m UC _m AU _m U C _m CU _m GG _m U C _m UC _m UG _m U U _m U-P-5'		
61	5'- GGG UAA AUA CAU UCU ACA U -3'	7.4	58
62	3'- CCC AUU UAU GUA AGA UGU A -5'		

-continued

SEQ ID No.	siRNA	IC50 Max (nM) Red
61	5'- GGG UAA AUA CAU UCU ACA U -3'	0.29 80
90	3'- C _m CC _m AU _m U U _m AU _m GU _m A A _m GA _m UG _m U A _m -5'	
91	5'- GG _m G U _m AA _m AU _m A C _m AU _m UC _m U A _m CA _m U -3'	0.03 88
90	3'- C _m CC _m AU _m U U _m AU _m GU _m A A _m GA _m UG _m U A _m -5'	

EXAMPLE 13

Additional Alternating Sequences

The following sequences were prepared. Subscripts denote structural modifications. These codes are consistent with IUPAC rules on biochemical nomenclature. As used herein, any first lower case letter following the base code represents a sugar feature. In particular, "m" is 2'-O-methyl; "r" is ribo;

15 "e" is 2'-O-methoxyethyl (MOE); "f" is 2'-deoxy-2'-fluoro; and "s" is 4'-thioribose. Any second lower case letter after the base code represents a linkage feature. In particular, "s" is a phosphorothioate linkage; and "o" is a phosphodiester linkage. For example Ums is has a uracil base, a 2'-O-methoxy group on the sugar and a phosphorothioate linkage to the sugar of the nucleoside that follows.

SEQ ID NO/ISIS NO	SEQUENCES (5'-3')
Alternating 2'-OCH ₃ /2'-OH full P = S as/s RNA	
136 (as)/335454	UmsUrsUmsGrSumsCrSumsCrSumsGrSmsUrsCmsCrS UmsUrsAmsCrSumsU
13 (s)/308746	AAGUAAGGACCAGAGACAAA
Alternating 2'-OCH ₃ /2'-OH as/s RNA	
10 (as)/335456	UmoUUmoGUmoCUmoUGmoUCmoCUmoUAmo CUmoU
13 (s)/308746	AAGUAAGGACCAGAGACAAA
137 (as)/344217	UUfoUGfoUCfoUCfoUGfoGUfoCCfoUUfoACfoUUf
13 (s)/308746	AAGUAAGGACCAGAGACAAA
92 (as)/352507	UmoUUmoGAmoAAmoAUmoGUmoUGmoAUmoCUmoCCm
93 (s)/343868	GGAGAUCACAUUUUCAAA
Alternating 2'-OCH ₃ /2'-OH as/s 2'-OCH ₃ /2'-OH	
10 (as)/335456	UmoUUmoGUmoCUmoUGmoUCmoCUmoUAmoCUmoU
14 (s)/335452	AmoAGmoUAmoAGmoGAmoCCmoAGmoAGmoACmoA AmoA
94 (as)/341396	UmoUGmoUCmoUCmoUGmoGUmoCCmoUUmoACmoUUm
59 (s)/341406	AAmoGUmoAAmoGGmoACmoCAmoGAmoGAmoCAmoA
95 (as)/345847	UmoCUmoUAmoUCmoACmoCUmoUUmoAGmoCUmoCUm
96 (s)/345849	AGmoAGmoCUmoAAmoAGmoGUmoGAmoUAmoAGmoA
92 (as)/352507	UmoUUmoGAmoAAmoAUmoGUmoUGmoAUmoCUmoCCm
97 (s)/352511	GGmoAGmoAUmoCAmoACmoAUmoUUmoUCmoAAmoA
92 (as)/352507	UmoUUmoGAmoAAmoAUmoGUmoUGmoAUmoCUmoCCm
98 (s)/352512	GmoGmoAmoGmoAmoUmoCmoAmoAmoCmoAmoUmoUmo UmoUmoCmoAmoAmoAm

- continued

SEQ ID NO/ISIS NO	SEQUENCES (5' - 3')
92 (as)/352507	UmoUUmoGAmoAAmoAUmoGUmoUGmoAUmoCUmoCCm
99 (s)/352513	GGmoAmoGmoAmoUmoCmoAmoAmoCmoAmoUmoUmoUmo UmoCmoAmoAmoA
Alternating 2'-F/2'-OH as/s 2'-F/2'-OH	
138 (as)/344217	UUfoUGfoUCfoUCfoUGfoGUfoCCfoUUfoACfoUUf
139 (s)/344221	AfoAGfoUAfoAGfoGAfoCCfoAGfoAGfoACfoAAfoA
138 (as)/344217	UUfoUGfoUCfoUCfoUGfoGUfoCCfoUUfoACfoUUf
140 (s)/344222	AAfoGUfoAAfoGGfoACfoCAfoGAfoGAfoCAfoAAf
Alternating 2'-H (d = deoxy)/2'-F as/s RNA	
17 (as)/339923	TdoUfoTdoGfoTdoCfoTdoCfoTdoGfoGdoUfomCdoCfoTdoUfo AdoCfoTdoUf
13 (s)/308746	AAGUAAGGACCAGAGACAAA
Alternating 2'-OCH ₃ /2'-F as/s RNA	
141 (as)/340569	UmoUfoUmoGfoUmoCfoUmoCfoUmoGfoGmoUfoCmoCfoUmo UfoAmoCfoUmoUf
13 (s)/308746	AAGUAAGGACCAGAGACAAA
142 (as)/340571	UfoUmoUfoGmoUfoCmoUfoCmoUfoGmoGfoUmoCfoCmoUfo UmoAfoCmoUfoUm
13 (s)/308746	AAGUAAGGACCAGAGACAAA
100 (as)/352820	UmoUfoGmoUfoCmoUfoCmoUfoGmoGfoUmoCfoCmoUfoUmo AfoCmoUfoUm
57 (s)/341401	AAGUAAGGACCAGAGACAA
Alternating 2'-OCH ₃ /2'-F as/s 2'-OCH ₃ /2'-F	
141 (as)/340569	UmoUfoUmoGfoUmoCfoUmoCfoUmoGfoGmoUfoCmoCfoUmo UfoAmoCfoUmoUf
143 (s)/340574	AmoAfoGmoUfoAmoAfoGmoGfoAmoCfoCmoAfoGmoAfoGmo AfoCmoAfoAmoAf
144 (as)/340571	UfoUmoUfoGmoUfoCmoUfoCmoUfoGmoGfoUmoCfoCmoUfo UmoAfoGmoUfoUm
145 (s)/340573	AfoAmoGfoUmoAfoAmoGfoGmoAfoCmoCfoAmoGfoAmoGfo AmoCfoAmoAfoAm
100 (as)/352820	UmoUfoGmoUfoCmoUfoCmoUfoGmoGfoUmoCfoCmoUfoUmo AfoGmoUfoUm
146 (s)/352821	AfoAmoGfoUmoAfoAmoGfoGmoAfoCmoCfoAmoGfoAmoGfo AmoCfoAmoAf
101 (as)/351827	UmoGfoUmoCfoAmoUfoAmoUfoUmoCfoCmoUfoGmoGfoAmo

- continued

SEQ ID NO/ISIS NO	SEQUENCES (5'-3')
102 (s)/351828	AfoGmoGfoAmoUfoCmoCfoAmoGfoGmoAfoAmoUfoAmoUfo GmoAfoCmoAf
103 (as)/351829	UmoCfoCmoUfoGmoGfoAmoUfoCmoCfoUmoUfoCmoAfoCmo CfoAmoAfoUm
104 (s)/351830	AfoUmoUfoGmoGfoUmoGfoAmoAfoGmoGfoAmoUfoCmoCfo AmoGfoGmoAf
105 (as)/351831	UmoCfoUmoUfoAmoUfoCmoAfoCmoCfoUmoUfoUmoAfoGmo CfoUmoCfoUm
106 (s)/351832	AfoGmoAfoGmoCfoUmoAfoAmoAfoGmoGfoUmoGfoAmoUfo AmoAfoGmoAf
107 (as)/351833	AmoUfoAmoCfoUmoCfoAmoGfoAmoAfoGmoGfoUmoGfoUmo CfoUmoUfoCm
108 (s)/351834	GfoAmoAfoGmoAfoCmoAfoCmoCfoUmoUfoCmoUfoGmoAfo GmoUfoAmoUf
109 (as)/355713	UmoUfoUmoGfoAmoAfoAmoAfoUmoGfoUmoUfoGmoAfoUmo CfoUmoCfoCm
110 (s)/355714	GfoGmoAfoGmoAfoUmoCfoAmoAfoCmoAfoUmoUfoUmoUfo CmoAfoAmoAf
Alternating 2'-OCH ₃ /2'-F full P = S as/s 2'-OCH ₃ /2'-F	
147 (as)/340570	UmsUfsUmsGfsUmsCfsUmsCfsUmsGfsGmsUfsCmsCfsUmsUfs AmsCfsUmsUf
145 (s)/340573	AfoAmoGfoUmoAfoAmoGfoGmoAfoCmoCfoAmoGfoAmoGfo AmoCfoAmoAfoAm
Alternating 2'-F/2'-OH as/s RNA	
148 (as)/344219	UfoUUfoGUfoCUfoCUfoGGfoUCfoCUfoUAfoCUfoU
13 (s)/308746	AAGUAAGGACCAGACAAA
Alternating 2'-OCH ₃ /2'-OH as/s alternating 2'-MOE/2'-OH	
92 (as)/352507	UmoUUmoGAmoAAmoAUmoGUmoUGmoAUmoCUmoCCm
111 (s)/352514	GGeoAGeoAUeoCAeoACeoAUeoUUeoUCeoAAeoA
Full P = S RNA as/s alternating 2'-MOE/2'-OH	
149 (as)/346280	UrsUrsUrsGrArsArsArsArsUrsGrArsUrsUrsGrArsUrsCrsUrs CrsCrsU
111 (s)/352514	GGeoAGeoAUeoCAeoACeoAUeoUUeoUCeoAAeoA
Full P = S as/s alternating 2'-OH/2'-OCH ₃ alternating P = O/P = S	
112 (as)/346280	UrsUrsUrsGrArsArsArsArsUrsGrArsUrsUrsGrArsUrsCrs UrsCrsCrsU

- continued

SEQ ID NO/ISIS NO	SEQUENCES (5'-3')
97 (s)/352511	GGmoAGmoAUmoCAmoACmoAUmoUUmoUCmoAAmoA
Alternating 2'-OCH ₃ /2'-OH as/s full P = S RNA	
92 (as)/352507	UmoUUmoGAmoAAmoAUmoGUmogmoAUmoCUmoCCm
113 (s)/346287	GrsGrsArsGrsArsUrsCrsArsArsCrsArsUrsUrsUrsUrsCrsArsArsA
Gapmers having alternating wing motifs in one or both strands	
2'-OCH ₃ /2'-OH wing/RNA gap/2'-OCH ₃ /2'-OH	
wing as/s full alternating 2'-OCH ₃ /2'-OH	
114 (as-P)/353563	UmoUGmoUCmoUCUGGUCCUUmocmoUUm
59 (s)/341406	AAmoGUmooAAmoGGmoACmoCAmoGAmoGAmoCAmoA
115 (as-P)/353565	UmoGCmoUAmoGCCUCUGGAUmooUmoGAm
116 (s)/341405	UCmoAAmoAUmoCCmoAGmoAGmoGCmoUAmoGCmoA
2'-OCH ₃ /2'-OH wing/RNA gap/2'-OCH ₃ /2'-OH wing both as and s	
114 (as-P)/353563	UmoUGmoUCmoUCUGGUCCUUmocmoUUm
117 (s)/353564	AAmoGUmooAAGGACCAGAGAmoCAmoA
115 (as-P)/353565	UmoGCmoUAmoGCCUCUGGAUmooUmoGAm
118 (s)/353566	UCmoAAmoAUCCAGAGGCUAmoGCmoA

EXAMPLE 14

Assays of Example 13 Constructs

The constructs of example 13 were tested in accordance with the assays described herein. Cell line 20 is HeLa. Cell line 160 is U-87 MG. Cell line 243 is MH—S. Cells are available from commercial sources. For example, HeLa cells can be obtained from American Type Culture Collection, Manassas Va. Culture methods used for HeLa cells are available from the ATCC and may be found, for example, at

<http://www.atcc.org>. For cells grown in 96-well plates, wells were washed once with 200 μ L OPTI-MEM-1 reduced-serum medium (Gibco BRL) and then treated with 130 μ L of OPTI-MEM-1 containing 12 μ g/mL LIPOFECTINTM (Gibco BRL) and the dsRNA at the desired concentration. After 5 hours of treatment, the medium was replaced with fresh medium. Cells were harvested 16 hours after dsRNA treatment, at which time RNA was isolated and target reduction measured by RT-PCR as described in previous examples.

Construct	Assay/Species	Target	Cell Line	IC50 (nM)
335454:308746	Dose Response/Human	PTEN	20	3.31
335456:308746	Dose Response/Human	PTEN	20	0.449
344217:308746	Dose Response/Human	PTEN	20	0.597
352507:343868	Dose Response/Human	Survivin	20	1.0171
335456:335452	Dose Response/Human	PTEN	20	0.248
341396:341406	Dose Response/Human	PTEN	20	1.0316
345847:345849	RT-PCR EIF4E MH-S/Mouse	eIF4E	243	0.27303
352507:352511	Dose Response/Human	Survivin	20	0.23734
352507:352511	Dose Response/Human	Survivin	160	0.37
352507:352511	Dose Response/Human	Survivin	20	0.47
352507:352512	Dose Response/Human	Survivin	20	0.039396
352507:352512	Dose Response/Human	Survivin	20	0.6
352507:352513	Dose Response/Human	Survivin	20	0.34906
344217:344221	Dose Response/Human	PTEN	20	0.674
344217:344222	Dose Response/Human	PTEN	20	0.345
339923:308746	Dose Response/Human	PTEN	20	0.466
340569:308746	Dose Response/Human	PTEN	20	0.263
340571:308746	Dose Response/Human	PTEN	20	3.32
352820:341401	Dose Response/Human	PTEN	20	1.0348
340569:340574	Dose Response/Human	PTEN	20	0.496
340571:340573	Dose Response/Human	PTEN	20	1.36
352820:352821	Dose Response/Human	PTEN	20	0.28988
351827:351828	RT-PCR EIF4E MH-S/Mouse	eIF4E	243	0.054034
351829:351830	RT-PCR EIF4E MH-S/Mouse	eIF4E	243	0.50058

Construct	Assay/Species	Target	Cell Line	IC50 (nM)
351831:351832	RTPCR EIF4E MH-S/Mouse	eIF4E	243	0.051497
351833:351834	RTPCR ELF4E MH-S/Mouse	eIF4E	243	0.092224
355713:355714	Dose Response/Human	Survivin	20	0.064756
355713:355714	Dose Response/Human	Survivin	20	0.064756
355713:355714	Dose Response/Human	Survivin	20	0.78878
355713:355714	Dose Response/Human	Survivin	160	0.107
355713:355714	Dose Response/Human	Survivin	20	0.151
340570:340573	Dose Response/Human	PTEN	20	1.83
344219:308746	Dose Response/Human	PTEN	20	0.886
352507:352514	Dose Response/Human	Survivin	20	0.21038
352507:352514	Dose Response/Human	Survivin	160	0.538
352507:352514	Dose Response/Human	Survivin	20	0.547
346280:352514	Dose Response/Human	Survivin	20	1.0094
346280:352511	Dose Response/Human	Survivin	20	1.4662
352507:346287	Dose Response/Human	Survivin	20	0.42207
353563:341406	Dose Response/Human	PTEN	20	0.78421
353563:341406	Dose Response/Human	PTEN	20	0.88581
353565:341405	Dose Response/Human	PTEN	20	17.275
353563:353564	Dose Response/Human	PTEN	20	0.27194
353563:353564	Dose Response/Human	PTEN	20	5.2523
353565:353566	Dose Response/Human	PTEN	20	5.7721

EXAMPLE 15

Synthesis of Nucleoside Phosphoramidites

The following compounds, including amidites and their intermediates were prepared as described in U.S. Pat. No. 6,426,220 and published PCT WO 02/36743; 5'-O-Dimethoxytrityl-thymidine intermediate for 5-methyl dC amidite, 5'-O-Dimethoxytrityl-2'-deoxy-5-methylcytidine intermediate for 5-methyl-dC amidite, 5'-O-Dimethoxytrityl-2'-deoxy-N⁴-benzoyl-5-methylcytidine penultimate intermediate for 5-methyl dC amidite, [5'-O-(4,4'-Dimethoxytriphenylmethyl)-2'-deoxy-N⁴-benzoyl-5-methylcytidin-3'-O-yl]-2-cyanoethyl-N,N-diisopropylphosphoramidite (5-methyl dC amidite), 2'-Fluorodeoxyadenosine, 2'-Fluorodeoxyguanosine, 2'-Fluorouridine, 2'-Fluorodeoxycytidine, 2'-O-(2-Methoxyethyl) modified amidites, 2'-O-(2-methoxyethyl)-5-methyluridine intermediate, 5'-O-DMT-2'-O-(2-methoxyethyl)-5-methyluridine penultimate intermediate, [5'-O-(4,4'-Dimethoxytriphenylmethyl)-2'-O-(2-methoxyethyl)-5-methyluridin-3'-O-yl]-2-cyanoethyl-N,N-diisopropylphosphoramidite (MOE T amidite), 5'-O-Dimethoxytrityl-2'-O-(2-methoxyethyl)-5-methylcytidine intermediate, 5'-O-dimethoxytrityl-2'-O-(2-methoxyethyl)-N⁴-benzoyl-5-methylcytidine penultimate intermediate, [5'-O-(4,4'-Dimethoxytriphenylmethyl)-2'-O-(2-methoxyethyl)-N⁴-benzoyl-5-methylcytidin-3'-O-yl]-2-cyanoethyl-N,N-diisopropylphosphoramidite (MOE 5-Me-C amidite), [5'-O-(4,4'-Dimethoxytriphenylmethyl)-2'-O-(2-methoxyethyl)-N⁶-benzoyladenoin-3'-O-yl]-2-cyanoethyl-N,N-diisopropylphosphoramidite (MOE A amidite), [5'-O-(4,4'-Dimethoxytriphenylmethyl)-2'-O-(2-methoxyethyl)-N⁴-isobutyrylguanidin-3'-O-yl]-2-cyanoethyl-N,N-diisopropylphosphoramidite (MOE G amidite), 2'-O-(Aminooxyethyl) nucleoside amidites and 2'-O-(dimethylaminooxyethyl) nucleoside amidites, 2'-(Dimethylaminooxyethoxy) nucleoside amidites, 5'-O-tert-Butyldiphenylsilyl-O²-2'-anhydro-5-methyluridine, 5'-O-tert-Butyldiphenylsilyl-2'-O-(2-hydroxyethyl)-5-methyluridine, 2'-O-[(2-phthalimidoxy)ethyl]-5'-tert-butylidiphenylsilyl-5-methyluridine, 5'-O-tert-butylidiphenylsilyl-2'-O-[(2-formadoximinooxy)ethyl]-5-methyluridine, 5'-O-tert-Butyldiphenylsilyl-2'-O-[N,N-dimethylaminooxyethyl]-5-methyluridine, 2'-O-(dimethylaminooxyethyl)-5-methyluridine, 5'-O-DMT-2'-O-(dimethylaminooxyethyl)-5-methyluridine, 5'-O-DMT-2'-O-(2-N,N-dimethylaminooxyethyl)-5-methyluridine-3'-[(2-cyanoethyl)-N,N-diisopropylphosphoramidite], 2'-(Aminooxyethoxy) nucleoside amidites, N2-isobutyryl-6-O-diphenylcarbamoyl-2'-O-(2-ethylacetyl)-5'-O-(4,4'-dimethoxytrityl)guanosine-3'-[(2-cyanoethyl)-N,N-diisopropylphosphoramidite], 2'-dimethylaminoethoxyethoxy (2'-DMAEOE) nucleoside amidites, 2'-O-[2(2-N,N-dimethylaminoethoxy)ethyl]-5-methyl uridine, 5'-O-dimethoxytrityl-2'-O-[2(2-N,N-dimethylaminoethoxy)-ethyl]-5-methyl uridine and 5'-O-Dimethoxytrityl-2'-O-[2(2-N,N-dimethylaminoethoxy)-ethyl]-5-methyl uridine-3'-O-(cyanoethyl-N,N-diisopropyl) phosphoramidite.

EXAMPLE 16

Oligonucleotide and Oligonucleoside Synthesis

The oligonucleotides used in accordance with this invention may be conveniently and routinely made through the well-known technique of solid phase synthesis. Equipment for such synthesis is sold by several vendors including, for example, Applied Biosystems (Foster City, Calif.). Any other means for such synthesis known in the art may additionally or alternatively be employed. It is well known to use similar techniques to prepare oligonucleotides such as the phosphorothioates and alkylated derivatives.

Oligonucleotides: Unsubstituted and substituted phosphodiester (P=O) oligonucleotides are synthesized on an automated DNA synthesizer (Applied Biosystems model 394) using standard phosphoramidite chemistry with oxidation by iodine.

Phosphorothioates (P=S) are synthesized similar to phosphodiester oligonucleotides with the following exceptions: thiation was effected by utilizing a 10% w/v solution of 3,4,1,2-benzodithiole-3-one 1,1-dioxide in acetonitrile for the oxidation of the phosphite linkages. The thiation reaction step time was increased to 180 sec and preceded by the normal capping step. After cleavage from the CPG column and deblocking in concentrated ammonium hydroxide at 55° C. (12-16 hr), the oligonucleotides were recovered by precipitating with >3 volumes of ethanol from a 1 M NH₄OAc solution. Phosphinate oligonucleotides are prepared as described in U.S. Pat. No. 5,508,270, herein incorporated by reference.

Alkyl phosphonate oligonucleotides are prepared as described in U.S. Pat. No. 4,469,863, herein incorporated by reference.

3'-Deoxy-3'-methylene phosphonate oligonucleotides are prepared as described in U.S. Pat. Nos. 5,610,289 or 5,625,050, herein incorporated by reference.

Phosphoramidite oligonucleotides are prepared as described in U.S. Pat. No. 5,256,775 or U.S. Pat. No. 5,366,878, herein incorporated by reference.

Alkylphosphonothioate oligonucleotides are prepared as described in published PCT applications PCT/US94/00902 and PCT/US93/06976 (published as WO 94/17093 and WO 94/02499, respectively), herein incorporated by reference.

3'-Deoxy-3'-amino phosphoramidate oligonucleotides are prepared as described in U.S. Pat. No. 5,476,925, herein incorporated by reference.

Phosphotriester oligonucleotides are prepared as described in U.S. Pat. No. 5,023,243, herein incorporated by reference.

Borano phosphate oligonucleotides are prepared as described in U.S. Pat. Nos. 5,130,302 and 5,177,198, both herein incorporated by reference.

Oligonucleosides: Methylene-methylimino linked oligonucleosides, also identified as MMI linked oligonucleosides, methylenedimethylhydrazo linked oligonucleosides, also identified as MDH linked oligonucleosides, and methylene-carbonylamino linked oligonucleosides, also identified as amide-3 linked oligonucleosides, and methyleneaminocarbonyl linked oligonucleosides, also identified as amide-4 linked oligonucleosides, as well as mixed backbone oligonucleotides having, for instance, alternating MMI and P=O or P=S linkages are prepared as described in U.S. Pat. Nos. 5,378,825, 5,386,023, 5,489,677, 5,602,240 and 5,610,289, all of which are herein incorporated by reference.

Formacetal and thioformacetal linked oligonucleosides are prepared as described in U.S. Pat. Nos. 5,264,562 and 5,264,564, herein incorporated by reference.

Ethylene oxide linked oligonucleosides are prepared as described in U.S. Pat. No. 5,223,618, herein incorporated by reference.

EXAMPLE 17

RNA Synthesis

In general, RNA synthesis chemistry is based on the selective incorporation of various protecting groups at strategic intermediary reactions. Although one of ordinary skill in the art will understand the use of protecting groups in organic synthesis, a useful class of protecting groups includes silyl ethers. In particular bulky silyl ethers are used to protect the 5'-hydroxyl in combination with an acid-labile orthoester protecting group on the 2'-hydroxyl. This set of protecting groups is then used with standard solid-phase synthesis technology. It is important to lastly remove the acid labile orthoester protecting group after all other synthetic steps. Moreover, the early use of the silyl protecting groups during synthesis ensures facile removal when desired, without undesired deprotection of 2'-hydroxyl.

Following this procedure for the sequential protection of the 5'-hydroxyl in combination with protection of the 2'-hydroxyl by protecting groups that are differentially removed and are differentially chemically labile, RNA oligonucleotides were synthesized.

RNA oligonucleotides are synthesized in a stepwise fashion. Each nucleotide is added sequentially (3'- to 5'-direction) to a solid support-bound oligonucleotide. The first nucleoside at the 3'-end of the chain is covalently attached to a solid support. The nucleotide precursor, a ribonucleoside phosphoramidite, and activator are added, coupling the second

base onto the 5'-end of the first nucleoside. The support is washed and any unreacted 5'-hydroxyl groups are capped with acetic anhydride to yield 5'-acetyl moieties. The linkage is then oxidized to the more stable and ultimately desired P(V) linkage. At the end of the nucleotide addition cycle, the 5'-silyl group is cleaved with fluoride. The cycle is repeated for each subsequent nucleotide.

Following synthesis, the methyl protecting groups on the phosphates are cleaved in 30 minutes utilizing 1 M disodium-2-carbamoyl-2-cyanoethylene-1,1-dithiolate trihydrate (S_2Na_2) in DMF. The deprotection solution is washed from the solid support-bound oligonucleotide using water. The support is then treated with 40% methylamine in water for 10 minutes at 55° C. This releases the RNA oligonucleotides into solution, deprotects the exocyclic amines, and modifies the 2'-groups. The oligonucleotides can be analyzed by anion exchange HPLC at this stage.

The 2'-orthoester groups are the last protecting groups to be removed. The ethylene glycol monoacetate orthoester protecting group developed by Dharmacon Research, Inc. (Lafayette, Colo.), is one example of a useful orthoester protecting group which, has the following important properties. It is stable to the conditions of nucleoside phosphoramidite synthesis and oligonucleotide synthesis. However, after oligonucleotide synthesis the oligonucleotide is treated with methylamine which not only cleaves the oligonucleotide from the solid support but also removes the acetyl groups from the orthoesters. The resulting 2-ethyl-hydroxyl substituents on the orthoester are less electron withdrawing than the acetylated precursor. As a result, the modified orthoester becomes more labile to acid-catalyzed hydrolysis. Specifically, the rate of cleavage is approximately 10 times faster after the acetyl groups are removed. Therefore, this orthoester possesses sufficient stability in order to be compatible with oligonucleotide synthesis and yet, when subsequently modified, permits deprotection to be carried out under relatively mild aqueous conditions compatible with the final RNA oligonucleotide product.

Additionally, methods of RNA synthesis are well known in the art (Scaringe, S. A. Ph.D. Thesis, University of Colorado, 1996; Scaringe, S. A., et al., *J. Am. Chem. Soc.*, 1998, 120, 11820-11821; Matteucci, M. D. and Caruthers, M. H. *J. Am. Chem. Soc.*, 1981, 103, 3185-3191; Beaucage, S. L. and Caruthers, M. H. *Tetrahedron Lett.*, 1981, 22, 1859-1862; Dahl, B. J., et al., *Acta Chem. Scand.*, 1990, 44, 639-641; Reddy, M. P., et al., *Tetrahedron Lett.*, 1994, 25, 4311-4314; Wincott, F. et al., *Nucleic Acids Res.*, 1995, 23, 2677-2684; Griffin, B. E., et al., *Tetrahedron*, 1967, 23, 2301-2313; Griffin, B. E., et al., *Tetrahedron*, 1967, 23, 2315-2331.

RNA antisense oligonucleotides (RNA oligonucleotides) of the present invention can be synthesized by the methods herein or purchased from Dharmacon Research, Inc. (Lafayette, Colo.). Once synthesized, complementary RNA antisense oligonucleotides can then be annealed by methods known in the art to form double stranded (duplexed) antisense oligonucleotides. For example, duplexes can be formed by combining 30 μ l of each of the complementary strands of RNA oligonucleotides (50 μ M RNA oligonucleotide solution) and 15 μ l of 5 \times annealing buffer (100 mM potassium acetate, 30 mM HEPES-KOH pH 7.4, 2 mM magnesium acetate) followed by heating for 1 minute at 90° C., then 1 hour at 37° C. The resulting duplexed antisense oligonucleotides can be used in kits, assays, screens, or other methods to investigate the role of a target nucleic acid.

Synthesis of Chimeric Oligonucleotides

Chimeric oligonucleotides, oligonucleosides or mixed oligonucleotides/oligonucleosides of the invention can be of several different types. These include a first type wherein the "gap" segment of linked nucleosides is positioned between 5' and 3' "wing" segments of linked nucleosides and a second "open end" type wherein the "gap" segment is located at either the 3' or the 5' terminus of the oligonucleotide. Oligonucleotides of the first type are also known in the art as "gapmers" or gapped oligonucleotides. Oligonucleotides of the second type are also known in the art as "hemimers" or "wingmers".

[2'-O-Me]-[2'-deoxy]-[2'-O-Me] Chimeric
Phosphorothioate Oligonucleotides

Chimeric oligonucleotides having 2'-O-alkyl phosphorothioate and 2'-deoxy phosphorothioate oligonucleotide segments are synthesized using an Applied Biosystems automated DNA synthesizer Model 394, as above. Oligonucleotides are synthesized using the automated synthesizer and 2'-deoxy-5'-dimethoxytrityl-3'-O-phosphoramidite for the DNA portion and 5'-dimethoxytrityl-2'-O-methyl-3'-O-phosphoramidite for 5' and 3' wings. The standard synthesis cycle is modified by incorporating coupling steps with increased reaction times for the 5'-dimethoxytrityl-2'-O-methyl-3'-O-phosphoramidite. The fully protected oligonucleotide is cleaved from the support and deprotected in concentrated ammonia (NH₄OH) for 12-16 hr at 55° C. The deprotected oligo is then recovered by an appropriate method (precipitation, column chromatography, volume reduced in vacuo and analyzed spectrophotometrically for yield and for purity by capillary electrophoresis and by mass spectrometry.

[2'-O-(2-Methoxyethyl)]-[2'-deoxy]-[2'-O-(Methoxyethyl)] Chimeric Phosphorothioate Oligonucleotides

[2'-O-(2-methoxyethyl)]-[2'-deoxy]-[2'-O-(methoxyethyl)] chimeric phosphorothioate oligonucleotides were prepared as per the procedure above for the 2'-O-methyl chimeric oligonucleotide, with the substitution of 2'-O-(methoxyethyl) amidites for the 2'-O-methyl amidites.

[2'-O-(2-Methoxyethyl)Phosphodiester]-[2'-deoxy
Phosphorothioate]-[2'-O-(2-Methoxyethyl)Phosphodiester] Chimeric Oligonucleotides

[2'-O-(2-methoxyethyl phosphodiester)]-[2'-deoxy phosphorothioate]-[2'-O-(methoxyethyl)phosphodiester] chimeric oligonucleotides are prepared as per the above procedure for the 2'-O-methyl chimeric oligonucleotide with the substitution of 2'-O-(methoxyethyl) amidites for the 2'-O-methyl amidites, oxidation with iodine to generate the phosphodiester internucleotide linkages within the wing portions of the chimeric structures and sulfurization utilizing 3, H-1,2 benzodithiole-3-one 1,1 dioxide (Beaucage Reagent) to generate the phosphorothioate internucleotide linkages for the center gap.

Other chimeric oligonucleotides, chimeric oligonucleosides and mixed chimeric oligonucleotides/oligonucleosides are synthesized according to U.S. Pat. No. 5,623,065, herein incorporated by reference.

Design and Screening of Duplexed Antisense Oligonucleotides Directed to a Selected Target

In one aspect of the present invention, compositions comprising a series of nucleic acid duplexes and their complements can be designed to a particular nucleic acid target. The ends of the strands may be modified by the addition of one or more natural or modified nucleobases to form an overhang. The sense strand of these compositions is then designed and synthesized as the complement of the antisense strand and may also contain modifications or additions to either terminus. For example, in one embodiment, both strands of the complexes would be complementary over the central nucleobases, each having overhangs at one or both termini.

For example, a duplex comprising an antisense oligonucleotide having the sequence CGAGAGGCGGACGGGACCG (SEQ ID NO.: 1) and having a two-nucleobase overhang of deoxythymidine(dT) would have the following structure:

	SEQ ID NO.
cgagaggcgacgggaccgdtT Antisense Strand	2
dTdTgctctccgctgcctggc Complement Strand	3

RNA strands of the duplex can be synthesized by methods disclosed herein or purchased from Dharmacon Research Inc., (Lafayette, Colo.). Once synthesized, the complementary strands are annealed. The single strands are aliquoted and diluted to a concentration of 50 uM. Once diluted, 30 uL of each strand is combined with 15 uL of a 5x solution of annealing buffer. The final concentration of said buffer is 100 mM potassium acetate, 30 mM HEPES-KOH pH 7.4, and 2 mM magnesium acetate. The final volume is 75 uL. This solution is incubated for 1 minute at 90° C. and then centrifuged for 15 seconds. The tube is allowed to sit for 1 hour at 37° C. at which time the dsRNA duplexes are used in experimentation. The final concentration of the dsRNA duplex is 20 uM. This solution can be stored frozen (-20° C.) and freeze-thawed up to 5 times.

Once prepared, the duplexed antisense oligonucleotides are evaluated for their ability to modulate a target expression.

When cells reached 80% confluency, they are treated with duplexed antisense compositions of the invention. For cells grown in 96-well plates, wells are washed once with 200 uL OPTI-MEM-1 reduced-serum medium (Gibco BRL) and then treated with 130 uL of OPTI-MEM-1 containing 12 ug/mL LIPOFECTIN (Gibco BRL) and the desired duplex antisense oligonucleotide at a final concentration of 200 nM. After 5 hours of treatment, the medium is replaced with fresh medium. Cells are harvested 16 hours after treatment, at which time RNA is isolated and target reduction measured by RT-PCR.

EXAMPLE 20

Oligonucleotide Isolation

After cleavage from the controlled pore glass solid support and deblocking in concentrated ammonium hydroxide at 55° C. for 12-16 hours, the oligonucleotides or oligonucleosides are recovered by precipitation out of 1 M NH₄OAc with >3 volumes of ethanol. Synthesized oligonucleotides were analyzed by electrospray mass spectroscopy (molecular weight determination) and by capillary gel electrophoresis and judged to be at least 70% full length material. The relative amounts of phosphorothioate and phosphodiester linkages

obtained in the synthesis was determined by the ratio of correct molecular weight relative to the -16 amu product ($\pm 32 \pm 48$). For some studies oligonucleotides were purified by HPLC, as described by Chiang et al., *J. Biol. Chem.* 1991, 266, 18162-18171. Results obtained with HPLC-purified material were similar to those obtained with non-HPLC purified material.

EXAMPLE 21

Oligonucleotide Synthesis—96 Well Plate Format

Oligonucleotides were synthesized via solid phase P(III) phosphoramidite chemistry on an automated synthesizer capable of assembling 96 sequences simultaneously in a 96-well format. Phosphodiester internucleotide linkages were afforded by oxidation with aqueous iodine. Phosphorothioate internucleotide linkages were generated by sulfuration utilizing 3,4,5-benzodithiole-3-one 1,1-dioxide (Beaucage Reagent) in anhydrous acetonitrile. Standard base-protected beta-cyanoethyl-diisopropyl phosphoramidites were purchased from commercial vendors (e.g. PE-Applied Biosystems, Foster City, Calif., or Pharmacia, Piscataway, N.J.). Non-standard nucleosides are synthesized as per standard or patented methods. They are utilized as base protected beta-cyanoethyl-diisopropyl phosphoramidites.

Oligonucleotides were cleaved from support and deprotected with concentrated NH_4OH at elevated temperature ($55-60^\circ \text{C}$.) for 12-16 hours and the released product then dried in vacuo. The dried product was then re-suspended in sterile water to afford a master plate from which all analytical and test plate samples are then diluted utilizing robotic pipettors.

EXAMPLE 22

Oligonucleotide Analysis Using 96-Well Plate Format

The concentration of oligonucleotide in each well was assessed by dilution of samples and UV absorption spectroscopy. The full-length integrity of the individual products was evaluated by capillary electrophoresis (CE) in either the 96-well format (Beckman P/ACE™ MDQ) or, for individually prepared samples, on a commercial CE apparatus (e.g., Beckman P/ACE™ 5000, ABI 270). Base and backbone composition was confirmed by mass analysis of the oligonucleotides utilizing electrospray-mass spectroscopy. All assay test plates were diluted from the master plate using single and multi-channel robotic pipettors. Plates were judged to be acceptable if at least 85% of the oligonucleotides on the plate were at least 85% full length.

EXAMPLE 23

Cell Culture and Oligonucleotide Treatment

The effect of oligonucleotides on target nucleic acid expression can be tested in any of a variety of cell types provided that the target nucleic acid is present at measurable levels. This can be routinely determined using, for example, PCR or Northern blot analysis. The following cell types are provided for illustrative purposes, but other cell types can be routinely used, provided that the target is expressed in the cell type chosen. This can be readily determined by methods routine in the art, for example Northern blot analysis, ribonuclease protection assays, or RT-PCR.

T-24 Cells:

The human transitional cell bladder carcinoma cell line T-24 was obtained from the American Type Culture Collection (ATCC) (Manassas, Va.). T-24 cells were routinely cul-

tured in complete McCoy's 5A basal media (Invitrogen Corporation, Carlsbad, Calif. or Gibco/Life Technologies, Gaithersburg, Md.) supplemented with 10% fetal calf serum (Invitrogen Corporation, Carlsbad, Calif. or Gibco/Life Technologies, Gaithersburg, Md.), penicillin 100 units per mL, and streptomycin 100 micrograms per mL (Invitrogen Corporation, Carlsbad, Calif. or Gibco/Life Technologies, Gaithersburg, Md.). Cells were routinely passaged by trypsinization and dilution when they reached 90% confluence. Cells were seeded into 96-well plates (Falcon-Primaria #353872) at a density of 7000 cells/well for use in RT-PCR analysis.

For Northern blotting or other analysis, cells may be seeded onto 100 mm or other standard tissue culture plates and treated similarly, using appropriate volumes of medium and oligonucleotide.

A549 Cells:

The human lung carcinoma cell line A549 was obtained from the American Type Culture Collection (ATCC) (Manassas, Va.). A549 cells were routinely cultured in DMEM basal media (Invitrogen Corporation, Carlsbad, Calif. or Gibco/Life Technologies, Gaithersburg, Md.) supplemented with 10% fetal calf serum (Invitrogen Corporation, Carlsbad, Calif. or Gibco/Life Technologies, Gaithersburg, Md.), penicillin 100 units per mL, and streptomycin 100 micrograms per mL (Invitrogen Corporation, Carlsbad, Calif. or Gibco/Life Technologies, Gaithersburg, Md.). Cells were routinely passaged by trypsinization and dilution when they reached 90% confluence.

NHDF Cells:

Human neonatal dermal fibroblast (NHDF) were obtained from the Clonetics Corporation (Walkersville, Md.). NHDFs were routinely maintained in Fibroblast Growth Medium (Clonetics Corporation, Walkersville, Md.) supplemented as recommended by the supplier. Cells were maintained for up to 10 passages as recommended by the supplier.

HEK Cells:

Human embryonic keratinocytes (HEK) were obtained from the Clonetics Corporation (Walkersville, Md.). HEKs were routinely maintained in Keratinocyte Growth Medium (Clonetics Corporation, Walkersville, Md.) formulated as recommended by the supplier. Cells were routinely maintained for up to 10 passages as recommended by the supplier.

3T3-L1 Cells:

The mouse embryonic adipocyte-like cell line 3T3-L1 was obtained from the American Type Culture Collection (Manassas, Va.). 3T3-L1 cells were routinely cultured in DMEM, high glucose (Gibco/Life Technologies, Gaithersburg, Md.) supplemented with 10% fetal calf serum (Gibco/Life Technologies, Gaithersburg, Md.). Cells were routinely passaged by trypsinization and dilution when they reached 80% confluence. Cells were seeded into 96-well plates (Falcon-Primaria #3872) at a density of 4000 cells/well for use in RT-PCR analysis.

For Northern blotting or other analyses, cells may be seeded onto 100 mm or other standard tissue culture plates and treated similarly, using appropriate volumes of medium and oligonucleotide.

Treatment With Oligonucleotides:

When cells reached 65-80% confluency, they were treated with oligonucleotide. For cells grown in 96-well plates, wells were washed once with 100 μL OPTI-MEM™-1 reduced-serum medium (Invitrogen Corporation, Carlsbad, Calif.) and then treated with 130 μL of OPTI-MEM™-1 containing 3.75 $\mu\text{g/mL}$ LIPOFECTIN™ (Invitrogen Corporation, Carlsbad, Calif.) and the desired concentration of oligonucleotide. Cells are treated and data are obtained in triplicate. After 4-7 hours

of treatment at 37° C., the medium was replaced with fresh medium. Cells were harvested 16-24 hours after oligonucleotide treatment.

The concentration of oligonucleotide used varies from cell line to cell line. To determine the optimal oligonucleotide concentration for a particular cell line, the cells are treated with a positive control oligonucleotide at a range of concentrations. For human cells the positive control oligonucleotide is selected from either ISIS 13920 (TCCGTCATCGCTCCT-CAGGG, SEQ ID NO: 150) which is targeted to human H-ras, or ISIS 18078, (GTGCGCGAGCCCGAAATC, SEQ ID NO: 151) which is targeted to human Jun-N-terminal kinase-2 (JNK2). Both controls are 2'-O-methoxyethyl gapmers (2'-O-methoxyethyls shown in bold) with a phosphorothioate backbone. For mouse or rat cells the positive control oligonucleotide is ISIS 15770, ATGCATTCTGCCCAAGGA, SEQ ID NO: 152, a 2'-O-methoxyethyl gapmer (2'-O-methoxyethyls shown in bold) with a phosphorothioate backbone which is targeted to both mouse and rat c-raf. The concentration of positive control oligonucleotide that results in 80% inhibition of c-H-ras (for ISIS 13920), JNK2 (for ISIS 18078) or c-raf (for ISIS 15770) mRNA is then utilized as the screening concentration for new oligonucleotides in subsequent experiments for that cell line. If 80% inhibition is not achieved, the lowest concentration of positive control oligonucleotide that results in 60% inhibition of c-H-ras, JNK2 or c-raf mRNA is then utilized as the oligonucleotide screening concentration in subsequent experiments for that cell line. If 60% inhibition is not achieved, that particular cell line is deemed as unsuitable for oligonucleotide transfection experiments. The concentrations of antisense oligonucleotides used herein are from 50 nM to 300 nM.

EXAMPLE 24

Analysis of Oligonucleotide Inhibition of a Target Expression

Antisense modulation of a target expression can be assayed in a variety of ways known in the art. For example, a target mRNA levels can be quantitated by, e.g., Northern blot analysis, competitive polymerase chain reaction (PCR), or real-time PCR (RT-PCR). Real-time quantitative PCR is presently preferred. RNA analysis can be performed on total cellular RNA or poly(A)+ mRNA. The preferred method of RNA analysis of the present invention is the use of total cellular RNA as described in other examples herein. Methods of RNA isolation are well known in the art. Northern blot analysis is also routine in the art. Real-time quantitative (PCR) can be conveniently accomplished using the commercially available ABI PRISM™ 7600, 7700, or 7900 Sequence Detection System, available from PE-Applied Biosystems, Foster City, Calif. and used according to manufacturer's instructions.

Protein levels of a target can be quantitated in a variety of ways well known in the art, such as immunoprecipitation, Western blot analysis (immunoblotting), enzyme-linked immunosorbent assay (ELISA) or fluorescence-activated cell sorting (FACS). Antibodies directed to a target can be identified and obtained from a variety of sources, such as the MSRS catalog of antibodies (Aerie Corporation, Birmingham, Miss.), or can be prepared via conventional monoclonal or polyclonal antibody generation methods well known in the art. See, for example, Ausubel, F. M. et al., *Current Protocols in Molecular Biology*, Volume 2, pp. 11.12.1-11.12.9, John Wiley & Sons, Inc., 1997. Preparation of monoclonal antibodies is taught in, for example, Ausubel, F. M. et al., *Current Protocols in Molecular Biology*, Volume 2, pp. 11.4.1-11.11.5, John Wiley & Sons, Inc., 1997.

Immunoprecipitation methods are standard in the art and can be found at, for example, Ausubel, F. M. et al., *Current Protocols in Molecular Biology*, Volume 2, pp. 10.16.1-10.16.11, John Wiley & Sons, Inc., 1998. Western blot (immunoblot) analysis is standard in the art and can be found at, for example, Ausubel, F. M. et al., *Current Protocols in Molecular Biology*, Volume 2, pp. 10.8.1-10.8.21, John Wiley & Sons, Inc., 1997. Enzyme-linked immunosorbent assays (ELISA) are standard in the art and can be found at, for example, Ausubel, F. M. et al., *Current Protocols in Molecular Biology*, Volume 2, pp. 11.2.1-11.2.22, John Wiley & Sons, Inc., 1991.

EXAMPLE 25

Design of Phenotypic Assays and in vivo Studies for the Use of Target Inhibitors Phenotypic Assays

Once a target inhibitors have been identified by the methods disclosed herein, the oligonucleotides are further investigated in one or more phenotypic assays, each having measurable endpoints predictive of efficacy in the treatment of a particular disease state or condition.

Phenotypic assays, kits and reagents for their use are well known to those skilled in the art and are herein used to investigate the role and/or association of a target in health and disease. Representative phenotypic assays, which can be purchased from any one of several commercial vendors, include those for determining cell viability, cytotoxicity, proliferation or cell survival (Molecular Probes, Eugene, Oreg.; PerkinElmer, Boston, Mass.), protein-based assays including enzymatic assays (Panvera, LLC, Madison, Wis.; BD Biosciences, Franklin Lakes, N.J.; Oncogene Research Products, San Diego, Calif.), cell regulation, signal transduction, inflammation, oxidative processes and apoptosis (Assay Designs Inc., Ann Arbor, Mich.), triglyceride accumulation (Sigma-Aldrich, St. Louis, Mo.), angiogenesis assays, tube formation assays, cytokine and hormone assays and metabolic assays (Chemicon International Inc., Temecula, Calif.; Amersham Biosciences, Piscataway, N.J.).

In one non-limiting example, cells determined to be appropriate for a particular phenotypic assay (i.e., MCF-7 cells selected for breast cancer studies; adipocytes for obesity studies) are treated with a target inhibitors identified from the in vitro studies as well as control compounds at optimal concentrations which are determined by the methods described above. At the end of the treatment period, treated and untreated cells are analyzed by one or more methods specific for the assay to determine phenotypic outcomes and endpoints.

Phenotypic endpoints include changes in cell morphology over time or treatment dose as well as changes in levels of cellular components such as proteins, lipids, nucleic acids, hormones, saccharides or metals. Measurements of cellular status which include pH, stage of the cell cycle, intake or excretion of biological indicators by the cell, are also endpoints of interest.

Analysis of the genotype of the cell (measurement of the expression of one or more of the genes of the cell) after treatment is also used as an indicator of the efficacy or potency of the target inhibitors. Hallmark genes, or those genes suspected to be associated with a specific disease state, condition, or phenotype, are measured in both treated and untreated cells.

In vivo Studies

The individual subjects of the in vivo studies described herein are warm-blooded vertebrate animals, which includes humans.

The clinical trial is subjected to rigorous controls to ensure that individuals are not unnecessarily put at risk and that they are fully informed about their role in the study.

To account for the psychological effects of receiving treatments, volunteers are randomly given placebo or a target inhibitor. Furthermore, to prevent the doctors from being biased in treatments, they are not informed as to whether the medication they are administering is a target inhibitor or a placebo. Using this randomization approach, each volunteer has the same chance of being given either the new treatment or the placebo.

Volunteers receive either the a target inhibitor or placebo for eight week period with biological parameters associated with the indicated disease state or condition being measured at the beginning (baseline measurements before any treatment), end (after the final treatment), and at regular intervals during the study period. Such measurements include the levels of nucleic acid molecules encoding a target or a target protein levels in body fluids, tissues or organs compared to pre-treatment levels. Other measurements include, but are not limited to, indices of the disease state or condition being treated, body weight, blood pressure, serum titers of pharmacologic indicators of disease or toxicity as well as ADME (absorption, distribution, metabolism and excretion) measurements. Information recorded for each patient includes age (years), gender, height (cm), family history of disease state or condition (yes/no), motivation rating (some/moderate/great) and number and type of previous treatment regimens for the indicated disease or condition.

Volunteers taking part in this study are healthy adults (age 18 to 65 years) and roughly an equal number of males and females participate in the study. Volunteers with certain characteristics are equally distributed for placebo and a target inhibitor treatment. In general, the volunteers treated with placebo have little or no response to treatment, whereas the volunteers treated with the a target inhibitor show positive trends in their disease state or condition index at the conclusion of the study.

EXAMPLE 26

RNA Isolation

Poly(A)+ mRNA Isolation

Poly(A)+ mRNA was isolated according to Miura et al., (*Clin. Chem.*, 1996, 42, 1758-1764). Other methods for poly (A)+ mRNA isolation are routine in the art. Briefly, for cells grown on 96-well plates, growth medium was removed from the cells and each well was washed with 200 μ L cold PBS. 60 μ L lysis buffer (10 mM Tris-HCl, pH 7.6, 1 mM EDTA, 0.5 M NaCl, 0.5% NP-40, 20 mM vanadyl-ribonucleoside complex) was added to each well, the plate was gently agitated and then incubated at room temperature for five minutes. 55 μ L of lysate was transferred to Oligo d(T) coated 96-well plates (AGCT Inc., Irvine Calif.). Plates were incubated for 60 minutes at room temperature, washed 3 times with 200 μ L of wash buffer (10 mM Tris-HCl pH 7.6, 1 mM EDTA, 0.3 M NaCl). After the final wash, the plate was blotted on paper towels to remove excess wash buffer and then air-dried for 5 minutes. 60 μ L of elution buffer (5 mM Tris-HCl pH 7.6), preheated to 70° C., was added to each well, the plate was incubated on a 90° C. hot plate for 5 minutes, and the eluate was then transferred to a fresh 96-well plate.

Cells grown on 100 mm or other standard plates may be treated similarly, using appropriate volumes of all solutions. Total RNA Isolation

Total RNA was isolated using an RNEASY 96™ kit and buffers purchased from Qiagen Inc. (Valencia, Calif.) follow-

ing the manufacturer's recommended procedures. Briefly, for cells grown on 96-well plates, growth medium was removed from the cells and each well was washed with 200 μ L cold PBS. 150 μ L Buffer RLT was added to each well and the plate vigorously agitated for 20 seconds. 150 μ L of 70% ethanol was then added to each well and the contents mixed by pipetting three times up and down. The samples were then transferred to the RNEASY 96™ well plate attached to a QIA-VAC™ manifold fitted with a waste collection tray and attached to a vacuum source. Vacuum was applied for 1 minute. 500 μ L of Buffer RW1 was added to each well of the RNEASY 96™ plate and incubated for 15 minutes and the vacuum was again applied for 1 minute. An additional 500 μ L of Buffer RW1 was added to each well of the RNEASY 96™ plate and the vacuum was applied for 2 minutes. 1 mL of Buffer RPE was then added to each well of the RNEASY 96™ plate and the vacuum applied for a period of 90 seconds. The Buffer RPE wash was then repeated and the vacuum was applied for an additional 3 minutes. The plate was then removed from the QIAVAC™ manifold and blotted dry on paper towels. The plate was then re-attached to the QIA-VAC™ manifold fitted with a collection tube rack containing 1.2 mL collection tubes. RNA was then eluted by pipetting 140 μ L of RNase free water into each well, incubating 1 minute, and then applying the vacuum for 3 minutes.

The repetitive pipetting and elution steps may be automated using a QIAGEN Bio-Robot 9604 (Qiagen, Inc., Valencia Calif.). Essentially, after lysing of the cells on the culture plate, the plate is transferred to the robot deck where the pipetting, DNase treatment and elution steps are carried out.

EXAMPLE 27

Real-Time Quantitative PCR Analysis of a Target mRNA Levels

Quantitation of a target mRNA levels was accomplished by real-time quantitative PCR using the ABI PRISM™ 7600, 7700, or 7900 Sequence Detection System (PE-Applied Biosystems, Foster City, Calif.) according to manufacturer's instructions. This is a closed-tube, non-gel-based, fluorescence detection system which allows high-throughput quantitation of polymerase chain reaction (PCR) products in real-time. As opposed to standard PCR in which amplification products are quantitated after the PCR is completed, products in real-time quantitative PCR are quantitated as they accumulate. This is accomplished by including in the PCR reaction an oligonucleotide probe that anneals specifically between the forward and reverse PCR primers, and contains two fluorescent dyes. A reporter dye (e.g., FAM or JOE, obtained from either PE-Applied Biosystems, Foster City, Calif., Operon Technologies Inc., Alameda, Calif. or Integrated DNA Technologies Inc., Coralville, Iowa) is attached to the 5' end of the probe and a quencher dye (e.g., TAMRA, obtained from either PE-Applied Biosystems, Foster City, Calif., Operon Technologies Inc., Alameda, Calif. or Integrated DNA Technologies Inc., Coralville, Iowa) is attached to the 3' end of the probe. When the probe and dyes are intact, reporter dye emission is quenched by the proximity of the 3' quencher dye. During amplification, annealing of the probe to the target sequence creates a substrate that can be cleaved by the 5'-exonuclease activity of Taq polymerase. During the extension phase of the PCR amplification cycle, cleavage of the probe by Taq polymerase releases the reporter dye from the remainder of the probe (and hence from the quencher moiety) and a sequence-specific fluorescent signal is generated. With each cycle, additional reporter dye molecules are cleaved from

their respective probes, and the fluorescence intensity is monitored at regular intervals by laser optics built into the ABI PRISM™ Sequence Detection System. In each assay, a series of parallel reactions containing serial dilutions of mRNA from untreated control samples generates a standard curve that is used to quantitate the percent inhibition after antisense oligonucleotide treatment of test samples.

Prior to quantitative PCR analysis, primer-probe sets specific to the target gene being measured are evaluated for their ability to be "multiplexed" with a GAPDH amplification reaction. In multiplexing, both the target gene and the internal standard gene GAPDH are amplified concurrently in a single sample. In this analysis, mRNA isolated from untreated cells is serially diluted. Each dilution is amplified in the presence of primer-probe sets specific for GAPDH only, target gene only ("single-plexing"), or both (multiplexing). Following PCR amplification, standard curves of GAPDH and target mRNA signal as a function of dilution are generated from both the single-plexed and multiplexed samples. If both the slope and correlation coefficient of the GAPDH and target signals generated from the multiplexed samples fall within 10% of their corresponding values generated from the single-plexed samples, the primer-probe set specific for that target is deemed multiplexable. Other methods of PCR are also known in the art.

PCR reagents were obtained from Invitrogen Corporation, (Carlsbad, Calif.). RT-PCR reactions were carried out by adding 20 μ L PCR cocktail (2.5 \times PCR buffer minus $MgCl_2$, 6.6 mM $MgCl_2$, 375 μ M each of dATP, dCTP, dGTP and dTTP, 375 nM each of forward primer and reverse primer, 125 nM of probe, 4 Units RNase inhibitor, 1.25 Units PLATINUM® Taq, 5 Units MuLV reverse transcriptase, and 2.5 \times ROX dye) to 96-well plates containing 30 μ L total RNA solution (20-200 ng). The RT reaction was carried out by incubation for 30 minutes at 48° C. Following a 10 minute incubation at 95° C. to activate the PLATINUM® Taq, 40 cycles of a two-step PCR protocol were carried out: 95° C. for 15 seconds (denaturation) followed by 60° C. for 1.5 minutes (annealing/extension).

Gene target quantities obtained by real time RT-PCR are normalized using either the expression level of GAPDH, a gene whose expression is constant, or by quantifying total RNA using RiboGreen™ (Molecular Probes, Inc. Eugene, Oreg.). GAPDH expression is quantified by real time RT-PCR, by being run simultaneously with the target, multiplexing, or separately. Total RNA is quantified using RiboGreen™ RNA quantification reagent (Molecular Probes, Inc. Eugene, Oreg.). Methods of RNA quantification by RiboGreen™ are taught in Jones, L. J., et al, (Analytical Biochemistry, 1998, 265, 368-374).

In this assay, 170 μ L of RiboGreen™ working reagent (RiboGreen™ reagent diluted 1:350 in 10 mM Tris-HCl, 1 mM EDTA, pH 7.5) is pipetted into a 96-well plate containing 30 μ L purified, cellular RNA. The plate is read in a CytoFluor 4000 (PE Applied Biosystems) with excitation at 485 nm and emission at 530 nm.

Probes and are designed to hybridize to a human a target sequence, using published sequence information.

Concerning Survivin as the target, PCR reagents were obtained from PE-Applied Biosystems, Foster City, Calif. RT-PCR reactions were carried out by adding 25 μ L PCR cocktail (1 \times TAQMAN buffer A, 5.5 mM $MgCl_2$, 300 μ M each of dATP, dCTP and dGTP, 600 μ M of dUTP, 100 nM each of forward primer, reverse primer, and probe, 20 Units RNase inhibitor, 1.25 Units AMPLITAQ GOLD, and 12.5 Units MuLV reverse transcriptase) to 96 well plates containing 25 μ L poly(A) mRNA solution. The RT reaction was

carried out by incubation for 30 minutes at 48° C. Following a 10 minute incubation at 95° C. to activate the AMPLITAQ GOLD, 40 cycles of a two-step PCR protocol were carried out: 95° C. for 15 seconds (denaturation) followed by 60° C. for 1.5 minutes (annealing/extension). Probes and primers to human Survivin were designed to hybridize to a human Survivin sequence, using published sequence information (GenBank accession number U75285, incorporated herein as SEQ ID NO:153). For human Survivin the PCR primers were:

forward primer: AAGGACCACCGCATCTCTACA (SEQ ID NO: 154)

reverse primer: CCAAGTCTGGCTCGTTCTCAGT (SEQ ID NO: 5) and the PCR probe was: FAM-CGAGGCTG-GCTTCATCCACTGCC-TAMRA (SEQ ID NO: 6) where FAM (PE-Applied Biosystems, Foster City, Calif.) is the fluorescent reporter dye) and TAMRA (PE-Applied Biosystems, Foster City, Calif.) is the quencher dye. For human GAPDH the PCR primers were:

forward primer: GAAGGTGAAGGTCGGAGTC (SEQ ID NO: 7)

reverse primer: GAAGATGGTGATGGGATTTC (SEQ ID NO: 155) and the PCR probe was: 5' JOE-CAAGCTTC-CCGTTCTCAGCC-TAMRA 3' (SEQ ID NO: 156) where JOE (PE-Applied Biosystems, Foster City, Calif.) is the fluorescent reporter dye) and TAMRA (PE-Applied Biosystems, Foster City, Calif.) is the quencher dye.

EXAMPLE 28

Northern Blot Analysis of a Target mRNA Levels

Eighteen hours after antisense treatment, cell monolayers were washed twice with cold PBS and lysed in 1 mL RNA-ZOL™ (TEL-TEST "B" Inc., Friendswood, Tex.). Total RNA was prepared following manufacturer's recommended protocols. Twenty micrograms of total RNA was fractionated by electrophoresis through 1.2% agarose gels containing 1.1% formaldehyde using a MOPS buffer system (AM-RESCO, Inc. Solon, Ohio). RNA was transferred from the gel to HYBOND™-N+ nylon membranes (Amersham Pharmacia Biotech, Piscataway, N.J.) by overnight capillary transfer using a Northern/Southern Transfer buffer system (TEL-TEST "B" Inc., Friendswood, Tex.). RNA transfer was confirmed by UV visualization. Membranes were fixed by UV cross-linking using a STRATALINKER™ UV Crosslinker 2400 (Stratagene, Inc. La Jolla, Calif.) and then probed using QUICKHYB™ hybridization solution (Stratagene, La Jolla, Calif.) using manufacturer's recommendations for stringent conditions.

To detect human a target, a human a target specific primer probe set is prepared by PCR To normalize for variations in loading and transfer efficiency membranes are stripped and probed for human glyceraldehyde-3-phosphate dehydrogenase (GAPDH) RNA (Clontech, Palo Alto, Calif.).

Hybridized membranes were visualized and quantitated using a PHOSPHORIMAGER™ and IMAGEQUANT™ Software V3.3 (Molecular Dynamics, Sunnyvale, Calif.). Data was normalized to GAPDH levels in untreated controls.

To detect human Survivin, for example, a human Survivin specific probe was prepared by PCR using the forward primer AAGGACCACCGCATCTCTACA (SEQ ID NO: 157) and the reverse primer CCAAGTCTGGCTCGTTCTCAGT (SEQ ID NO: 5). To normalize for variations in loading and transfer efficiency membranes were stripped and probed for human glyceraldehyde-3-phosphate dehydrogenase (GAPDH) RNA (Clontech, Palo Alto, Calif.).

105

EXAMPLE 29

Inhibition of Human a Target Expression by Oligonucleotides

In accordance with the present invention, a series of compositions are designed to target different regions of the human target RNA. The oligonucleotides are analyzed for their effect on human target mRNA levels by quantitative real-time PCR as described in other examples herein. Data are averages from three experiments. The target regions to which these preferred sequences are complementary are herein referred to as "preferred target segments" and are therefore preferred for targeting by compositions of the present invention. The sequences represent the reverse complement of the preferred compositions.

As these "preferred target segments" have been found by experimentation to be open to, and accessible for, hybridization with the compositions of the present invention, one of skill in the art will recognize or be able to ascertain, using no more than routine experimentation, further embodiments of the invention that encompass other compositions that specifically hybridize to these preferred target segments and consequently inhibit the expression of a target.

According to the present invention, compositions include antisense oligonucleotides, antisense oligonucleotides, asRNA's (single strand that may include a double stranded region), siRNA's (double stranded or single stranded with a double stranded region), ribozymes, external guide sequence (EGS) oligonucleotides, alternate splicers, primers, probes, and other short oligonucleotides which hybridize to at least a portion of the target nucleic acid.

EXAMPLE 30

Modulation of Human Survivin Expression by Double Stranded RNA (dsRNA)

In accordance with the present invention, a series of double stranded oligomeric compounds comprising the antisense compounds of the present invention and their complements thereof, were designed to target survivin mRNA. The oligomeric compounds were evaluated in HeLa cells. Culture methods used for HeLa cells are found, for example, at <http://www.atcc.org>.

For cells grown in 96-well plates, wells were washed once with 200 μ L OPTI-MEM-1™ reduced-serum medium (Gibco BRL) and then treated with 130 μ L of OPTI-MEM-1™ containing 12 μ g/mL LIPOFECTIN™ (Gibco BRL) and the desired dsRNA at a final concentration of 25 nM. After 5 hours of treatment, the medium was replaced with fresh medium. Cells were harvested 16 hours after dsRNA treatment, at which time RNA was isolated and target reduction measured by RT-PCR.

Prior to treatment of the HeLa cells, the dsRNA oligomers were generated by annealing the antisense and sense strands according to the method outlined herein and known to those skilled in the art.

EXAMPLE 31

Western Blot Analysis of Target Protein Levels

Western blot analysis (immunoblot analysis) is carried out using standard methods. Cells are harvested 16-20 h after treatment with oligomeric compounds or compositions of the invention, washed once with PBS, suspended in Laemmli buffer (100 μ L/well), boiled for 5 minutes and loaded on a 16% SDS-PAGE gel. Gels are run for 1.5 hours at 150 V, and transferred to membrane for western blotting. Appropriate primary antibody directed to a target is used, with a radiola-

106

beled or fluorescently labeled secondary antibody directed against the primary antibody species. Bands are visualized using a PHOSPHORIMAGER™ (Molecular Dynamics, Sunnyvale Calif.).

EXAMPLE 32

Design and Screening of Duplexed Antisense Compounds Targeting Survivin

In accordance with the present invention, a series of nucleic acid duplexes comprising the antisense compounds of the present invention and their complements can be designed to target survivin. The nucleobase sequence of the antisense strand of the duplex comprises at least a portion of an oligonucleotide to survivin as described herein. The ends of the strands may be modified by the addition of one or more natural or modified nucleobases to form an overhang. The sense strand of the dsRNA is then designed and synthesized as the complement of the antisense strand and may also contain modifications or additions to either terminus. For example, in one embodiment, both strands of the dsRNA duplex would be complementary over the central nucleobases, each having overhangs at one or both termini.

For example, a duplex comprising an antisense strand having the sequence CGAGAGGCGGACGGGACCG (SEQ ID NO: 1) and having a two-nucleobase overhang of deoxythymidine(dT) would have the following structure:

	SEQ ID NO.
cgagaggcggacgggaccgdTdT Antisense Strand	2
dTdTgctctccgctgccttggc Complement Strand	3

In another embodiment, a duplex comprising an antisense strand having the same sequence CGAGAGGCGGACGGGACCG (SEQ ID NO: 10) may be prepared with blunt ends (no single stranded overhang) as shown:

cgagaggcggacgggaccg Antisense Strand	1
gctctccgctgccttggc Complement Strand	4

RNA strands of the duplex can be synthesized by methods disclosed herein or purchased from Dharmacon Research Inc., (Lafayette, Colo.). Once synthesized, the complementary strands are annealed. The single strands are aliquoted and diluted to a concentration of 50 μ M. Once diluted, 30 μ L of each strand is combined with 15 μ L of a 5 \times solution of annealing buffer. The final concentration of said buffer is 100 mM potassium acetate, 30 mM HEPES-KOH pH 7.4, and 2 mM magnesium acetate. The final volume is 75 μ L. This solution is incubated for 1 minute at 90° C. and then centrifuged for 15 seconds. The tube is allowed to sit for 1 hour at 37° C. at which time the dsRNA duplexes are used in experimentation. The final concentration of the dsRNA duplex is 20 μ M. This solution can be stored frozen (-20° C.) and freeze-thawed up to 5 times.

Once prepared, the duplexed antisense compounds are evaluated for their ability to modulate survivin expression according to the protocols described herein.

Representative Cell Lines

MCF-7 Cells

The human breast carcinoma cell line MCF-7 is obtained from the American Type Culture Collection (Manassas, Va.). These cells contain a wild-type p53 gene. MCF-7 cells are routinely cultured in DMEM low glucose (Gibco/Life Technologies, Gaithersburg, Md.) supplemented with 10% fetal calf serum (Gibco/Life Technologies, Gaithersburg, Md.). Cells are routinely passaged by trypsinization and dilution when they reach 90% confluence. Cells are seeded into 96-well plates (Falcon-Primaria #3872) at a density of 7000 cells/well for treatment with the compositions of the invention.

HepB3 Cells

The human hepatoma cell line HepB3 (Hep3B2.1-7) is obtained from the American Type Culture Collection (ATCC-ATCC Catalog #HB-8064) (Manassas, Va.). This cell line was initially derived from a hepatocellular carcinoma of an 8-year-old black male. The cells are epithelial in morphology and are tumorigenic in nude mice. HepB3 cells are routinely cultured in Minimum Essential Medium (MEM) with Earle's Balanced Salt Solution, 2 mM L-glutamine, 1.5 g/L sodium bicarbonate, 0.1 mM nonessential amino acids, 1.0 mM sodium pyruvate (ATCC #20-2003, Manassas, Va.) and with 10% heat-inactivated fetal bovine serum (Gibco/Life Technologies, Gaithersburg, Md.). Cells are routinely passaged by trypsinization and dilution when they reach 90% confluence.

T-24 Cells

The transitional cell bladder carcinoma cell line T-24 is obtained from the American Type Culture Collection (ATCC) (Manassas, Va.). T-24 cells are routinely cultured in complete McCoy's 5A basal media (Gibco/Life Technologies, Gaithersburg, Md.) supplemented with 10% fetal calf serum (Gibco/Life Technologies, Gaithersburg, Md.), penicillin 100 units per mL, and streptomycin 100 µg/mL (Gibco/Life Technologies, Gaithersburg, Md.). Cells are routinely passaged by trypsinization and dilution when they reach 90% confluence. Cells are seeded into 96-well plates (Falcon-Primaria #3872) at a density of 7000 cells/well for treatment with the compound of the invention.

A549 Cells

The human lung carcinoma cell line A549 is obtained from the American Type Culture Collection (ATCC) (Manassas, Va.). A549 cells are routinely cultured in DMEM basal media (Gibco/Life Technologies, Gaithersburg, Md.) supplemented with 10% fetal calf serum (Gibco/Life Technologies, Gaithersburg, Md.), penicillin 100 units per mL, and streptomycin 100 µg/mL (Gibco/Life Technologies, Gaithersburg, Md.). Cells are routinely passaged by trypsinization and dilution when they reach 90% confluence. Cells are seeded into 96-well plates (Falcon-Primaria #3872) at a density of 7000 cells/well for treatment with the compound of the invention.

Primary Mouse Hepatocytes

Primary mouse hepatocytes are prepared from CD-1 mice purchased from Charles River Labs. Primary mouse hepatocytes are routinely cultured in Hepatocyte Attachment Media (Invitrogen Life Technologies, Carlsbad, Calif.) supplemented with 10% Fetal Bovine Serum (Invitrogen Life Technologies, Carlsbad, Calif.), 250 nM dexamethasone (Sigma-Aldrich Corporation, St. Louis, Mo.), 10 nM bovine insulin (Sigma-Aldrich Corporation, St. Louis, Mo.). Cells are seeded into 96-well plates (Falcon-Primaria #353872, BD

Biosciences, Bedford, Mass.) at a density of 4000-6000 cells/well for treatment with the compositions of the invention.

EXAMPLE 34

Liposome-Mediated Treatment With Compositions of the Invention

When cells reach the desired confluency, they can be treated with the compositions of the invention by liposome-mediated transfection. For cells grown in 96-well plates, wells are washed once with 200 µL OPTI-MEM™-1 reduced-serum medium (Gibco BRL) and then treated with 100 µL of OPTI-MEM™-1 containing 2.5 µg/mL LIPOFECTIN™ (Gibco BRL) and the compositions of the invention at the desired final concentration. After 4 hours of treatment, the medium is replaced with fresh medium. Cells are harvested 16 hours after treatment with the compositions of the invention for target mRNA expression analysis by real-time PCR.

EXAMPLE 35

Electroporation-Mediated Treatment With Compositions of the Invention

When the cells reach the desired confluency, they can be treated with the compositions of the invention by electroporation. Cells are electroporated in the presence of the desired concentration of an oligonucleotide of the invention in 1 mm cuvettes at a density of 1×10^7 cells/mL, a voltage of 75V and a pulse length of 6 ms. Following the delivery of the electrical pulse, cells are replated for 16 to 24 hours. Cells are then harvested for target mRNA expression analysis by real-time PCR.

EXAMPLE 36

Apoptosis Assay

Caspase-3 activity is evaluated with an fluorometric HTS Caspase-3 assay (Oncogene Research Products, San Diego, Calif.) that detects cleavage after aspartate residues in the peptide sequence (DEVD). The DEVD substrate is labeled with a fluorescent molecule, which exhibits a blue to green shift in fluorescence upon cleavage. Active caspase-3 in treated cells is measured by this assay according to the manufacturer's instructions. Following treatment with the compositions of the invention, 50 µL of assay buffer is added to each well, followed by addition 20 µL of the caspase-3 fluorescent substrate conjugate. Data are obtained in triplicate. Fluorescence in wells is immediately detected (excitation/emission 400/505 nm) using a fluorescent plate reader (SpectraMAX GeminiXS, Molecular Devices, Sunnyvale, Calif.). The plate is covered and incubated at 37° C for an additional three hours, after which the fluorescence is again measured (excitation/emission 400/505 nm). The value at time zero is subtracted from the measurement obtained at 3 hours. The measurement obtained from the untreated control cells is designated as 100% activity.

EXAMPLE 37

Cell Proliferation and Viability Assay

Cell viability and proliferation are measured using the CyQuant Cell Proliferation Assay Kit (Molecular Probes, Eugene, Oreg.) utilizing the CyQuant GR green fluorescent dye which exhibits strong fluorescence enhancement when bound to cellular nucleic acids. The assay is performed according to the manufacturer's instructions. After the treatment with one or more compositions of the invention, the

microplate is gently inverted to remove the medium from the wells, which are each washed once with 200 μ L of phosphate-buffered saline. Plates are frozen at -70° C. and then thawed. A volume of 200 μ L of the CyQUANT GR dye/cell-lysis buffer is added to each well. The microplate is incubated for 5 minutes at room temperature, protected from light. Data are obtained in triplicate. Fluorescence in wells is immediately detected (excitation/emission 480/520 nm) using a fluorescent plate reader (SpectraMax GeminiXS, Molecular Devices, Sunnyvale, Calif.). The measurement obtained from the untreated control cells is designated as 100% activity.

EXAMPLE 38

Leptin-Deficient Mice: a Model of Obesity and Diabetes (ob/ob Mice)

Leptin is a hormone produced by fat that regulates appetite. Deficiencies in this hormone in both humans and non-human animals leads to obesity. ob/ob mice have a mutation in the leptin gene which results in obesity and hyperglycemia. As such, these mice are a useful model for the investigation of obesity and diabetes and treatments designed to treat these conditions. ob/ob mice have higher circulating levels of insulin and are less hyperglycemic than db/db mice, which harbor a mutation in the leptin receptor. In accordance with the present invention, the compositions of the invention are tested in the ob/ob model of obesity and diabetes.

Seven-week old male C57B1/6J-Lepr ob/ob mice (Jackson Laboratory, Bar Harbor, Me.) are fed a diet with a fat content of 10-15% and are subcutaneously injected with the compositions of the invention or a control compound at a dose of 25 mg/kg two times per week for 4 weeks. Saline-injected animals, leptin wildtype littermates (i.e. lean littermates) and ob/ob mice fed a standard rodent diet serve as controls. After the treatment period, mice are sacrificed and target levels are evaluated in liver, brown adipose tissue (BAT) and white adipose tissue (WAT). RNA isolation and target mRNA expression level quantitation are performed as described by other examples herein.

To assess the physiological effects resulting from inhibition of target mRNA, the ob/ob mice are further evaluated at the end of the treatment period for serum lipids, serum free fatty acids, serum cholesterol (CHOL), liver triglycerides, fat tissue triglycerides and liver enzyme levels. Hepatic steatosis, or clearing of lipids from the liver, is assessed by measuring the liver triglyceride content. Hepatic steatosis is assessed by routine histological analysis of frozen liver tissue sections stained with oil red O stain, which is commonly used to visualize lipid deposits, and counterstained with hematoxylin and eosin, to visualize nuclei and cytoplasm, respectively.

The effects of target inhibition on glucose and insulin metabolism are evaluated in the ob/ob mice treated with the compositions of the invention. Plasma glucose is measured at the start of the treatment and after 2 weeks and 4 weeks of treatment. Plasma insulin is similarly measured at the beginning of the treatment, and following at 2 weeks and at 4 weeks of treatment. Glucose and insulin tolerance tests are also administered in fed and fasted mice. Mice receive intraperitoneal injections of either glucose or insulin, and the blood glucose and insulin levels are measured before the insulin or glucose challenge and at 15, 20 or 30 minute intervals for up to 3 hours.

To assess the metabolic rate of ob/ob mice treated with the compositions of the invention, the respiratory quotient and oxygen consumption of the mice are also measured.

The ob/ob mice that received treatment are further evaluated at the end of the treatment period for the effects of target

inhibition on the expression genes that participate in lipid metabolism, cholesterol biosynthesis, fatty acid oxidation, fatty acid storage, gluconeogenesis and glucose metabolism. These genes include, but are not limited to, HMG-CoA reductase, acetyl-CoA carboxylase 1 and acetyl-CoA carboxylase 2, carnitine palmitoyltransferase I and glycogen phosphorylase, glucose-6-phosphatase and phosphoenolpyruvate carboxykinase 1, lipoprotein lipase and hormone sensitive lipase. mRNA levels in liver and white and brown adipose tissue are quantitated by real-time PCR as described in other examples herein, employing primer-probe sets that are generated using published sequences of each gene of interest.

EXAMPLE 39

Leptin Receptor-Deficient Mice: a Model of Obesity and Diabetes (db/db Mice)

Leptin is a hormone produced by fat that regulates appetite. Deficiencies in this hormone in both humans and non-human animals leads to obesity. db/db mice have a mutation in the leptin receptor gene which results in obesity and hyperglycemia. As such, these mice are a useful model for the investigation of obesity and diabetes and treatments designed to treat these conditions. db/db mice, which have lower circulating levels of insulin and are more hyperglycemic than ob/ob mice which harbor a mutation in the leptin gene, are often used as a rodent model of type 2 diabetes. In accordance with the present invention, oligonucleotides of the present invention are tested in the db/db model of obesity and diabetes.

Seven-week old male C57B1/6J-Lepr db/db mice (Jackson Laboratory, Bar Harbor, Me.) are fed a diet with a fat content of 15-20% and are subcutaneously injected with one or more of the compositions of the invention or a control compound at a dose of 25 mg/kg two times per week for 4 weeks. Saline-injected animals, leptin receptor wildtype littermates (i.e. lean littermates) and db/db mice fed a standard rodent diet serve as controls. After the treatment period, mice are sacrificed and target levels are evaluated in liver, brown adipose tissue (BAT) and white adipose tissue (WAT). RNA isolation and target mRNA expression level quantitation are performed as described by other examples herein.

After the treatment period, mice are sacrificed and target levels are evaluated in liver, brown adipose tissue (BAT) and white adipose tissue (WAT). RNA isolation and target mRNA expression level quantitation are performed as described by other examples herein.

To assess the physiological effects resulting from inhibition of target mRNA, the db/db mice that receive treatment are further evaluated at the end of the treatment period for serum lipids, serum free fatty acids, serum cholesterol (CHOL), liver triglycerides, fat tissue triglycerides and liver enzyme levels. Hepatic steatosis, or clearing of lipids from the liver, is assessed by measuring the liver triglyceride content. Hepatic steatosis is also assessed by routine histological analysis of frozen liver tissue sections stained with oil red O stain, which is commonly used to visualize lipid deposits, and counterstained with hematoxylin and eosin, to visualize nuclei and cytoplasm, respectively.

The effects of target inhibition on glucose and insulin metabolism are also evaluated in the db/db mice treated with the compositions of the invention. Plasma glucose is measured at the start of the treatment and after 2 weeks and 4 weeks of treatment. Plasma insulin is similarly measured at the beginning of the treatment, and following 2 weeks and 4 weeks of treatment. Glucose and insulin tolerance tests are also administered in fed and fasted mice. Mice receive intra-

peritoneal injections of either glucose or insulin, and the blood glucose levels are measured before the insulin or glucose challenge and 15, 30, 60, 90 and 120 minutes following the injection.

To assess the metabolic rate of db/db mice treated with the compositions of the invention, the respiratory quotient and oxygen consumption of the mice is also measured.

The db/db mice that receive treatment are further evaluated at the end of the treatment period for the effects of target inhibition on the expression genes that participate in lipid metabolism, cholesterol biosynthesis, fatty acid oxidation, fatty acid storage, gluconeogenesis and glucose metabolism. These genes include, but are not limited to, HMG-CoA reductase, acetyl-CoA carboxylase 1 and acetyl-CoA carboxylase 2, carnitine palmitoyltransferase I and glycogen phosphorylase, glucose-6-phosphatase and phosphoenolpyruvate carboxykinase 1, lipoprotein lipase and hormone sensitive lipase. mRNA levels in liver and white and brown adipose tissue are quantitated by real-time PCR as described in other examples herein, employing primer-probe sets that are generated using published sequences of each gene of interest.

EXAMPLE 40

Lean Mice on a Standard Rodent Diet

C57B1/6 mice are maintained on a standard rodent diet and are used as control (lean) animals. In a further embodiment of the present invention, the compositions of the invention are tested in normal, lean animals.

Seven-week old male C57B1/6 mice are fed a diet with a fat content of 4% and are subcutaneously injected with one or more of the compositions of the invention or control compounds at a dose of 25 mg/kg two times per week for 4 weeks. Saline-injected animals serve as a control. After the treatment period, mice are sacrificed and target levels are evaluated in liver, brown adipose tissue (BAT) and white adipose tissue (WAT). RNA isolation and target mRNA expression level quantitation are performed as described by other examples herein.

After the treatment period, mice are sacrificed and target levels are evaluated in liver, brown adipose tissue (BAT) and white adipose tissue (WAT). RNA isolation and target mRNA expression level quantitation are performed as described by other examples herein.

To assess the physiological effects resulting from inhibition of target mRNA, the lean mice that receive treatment are further evaluated at the end of the treatment period for serum lipids, serum free fatty acids, serum cholesterol (CHOL), liver triglycerides, fat tissue triglycerides and liver enzyme levels. Hepatic steatosis, or clearing of lipids from the liver, is assessed by measuring the liver triglyceride content. Hepatic steatosis is also assessed by routine histological analysis of frozen liver tissue sections stained with oil red O stain, which is commonly used to visualize lipid deposits, and counterstained with hematoxylin and eosin, to visualize nuclei and cytoplasm, respectively.

The effects of target inhibition on glucose and insulin metabolism are also evaluated in the lean mice treated with the compositions of the invention. Plasma glucose is measured at the start of the treatment and after 2 weeks and 4 weeks of treatment. Plasma insulin is similarly measured at the beginning of the treatment, and following 2 weeks and 4 weeks of treatment. Glucose and insulin tolerance tests are also administered in fed and fasted mice. Mice receive intraperitoneal injections of either glucose or insulin, and the

blood glucose levels are measured before the insulin or glucose challenge and 15, 30, 60, 90 and 120 minutes following the injection.

To assess the metabolic rate of lean mice treated with the compositions of the invention, the respiratory quotient and oxygen consumption of the mice is also measured.

The lean mice that received treatment are further evaluated at the end of the treatment period for the effects of target inhibition on the expression genes that participate in lipid metabolism, cholesterol biosynthesis, fatty acid oxidation, fatty acid storage, gluconeogenesis and glucose metabolism. These genes include, but are not limited to, HMG-CoA reductase, acetyl-CoA carboxylase 1 and acetyl-CoA carboxylase 2, carnitine palmitoyltransferase I and glycogen phosphorylase, glucose-6-phosphatase and phosphoenolpyruvate carboxykinase 1, lipoprotein lipase and hormone sensitive lipase. mRNA levels in liver and white and brown adipose tissue are quantitated by real-time PCR as described in other examples herein, employing primer-probe sets that are generated using published sequences of each gene of interest.

EXAMPLE 41

Chemically Modified siRNA Targeted to PTEN: in vivo Study

Six- to seven-week old Balb/c mice (Jackson Laboratory, Bar Harbor, Me.) were injected with compounds targeted to PTEN. Each treatment group was comprised of four animals. Animals were dosed via intraperitoneal injection twice per day for 4.5 days, for a total of 9 doses per animal. Saline-injected animals served as negative controls. Animals were sacrificed 6 hours after the last dose of oligonucleotide was administered, and plasma samples and tissues were harvested. Target reduction in liver was also measured at the conclusion of the study.

Two doses of each treatment were tested. Treatment with ISIS 116847 (5'-CTGCTAGCCTCTGGATTGGA-3', SEQ ID NO: 119), a 5-10-5 gapmer was administered at doses of 12.5 mg/kg twice daily or at 6.25 mg/kg twice daily. The siRNA compounds described below were administered at doses of 25 mg/kg twice daily or 6.25 mg/kg twice daily. Each siRNA is composed of an antisense and complement strand as described in previous examples, with the antisense strand targeted to mouse PTEN. ISIS 116847 and all of the siRNAs of this experiment also have perfect complementarity with human PTEN.

An siRNA duplex targeted to PTEN is comprised of antisense strand ISIS 341391 (5'-UUGUCUCUGGUCCU-UACUU-3', SEQ ID NO: 120) and the sense strand ISIS 341401 (5'-AAGUAAGGACCAGAGACAA-3', SEQ ID NO: 121). Both strands of the ISIS 341391/341401 duplex are comprised of ribonucleosides with phosphodiester internucleoside linkages.

Another siRNA duplex targeted to PTEN is comprised of antisense strand ISIS 359995 (5'-UUGUCUCUGGUCCU-UACUU-3', SEQ ID NO: 122) and the sense strand ISIS 359996 (5'-AAGUAAGGACCAGAGACAA-3', SEQ ID NO: 123). Both strands of the ISIS 359995/359996 duplex are comprised of alternating 2'-O—CH₃ modified and 2'-F modified nucleosides with a phosphodiester backbone. 2'-F nucleosides are indicated with bold type.

PTEN mRNA levels in liver were measured at the end of the study using real-time PCR and RiboGreen™ RNA quantification reagent (Molecular Probes, Inc. Eugene, Oreg.) as taught in previous examples above. PTEN mRNA levels were determined relative to total RNA (using Ribogreen) or GAPDH expression, prior to normalization to saline-treated

113

control. Results are presented in Table 4 as the average % inhibition of mRNA expression for each treatment group, normalized to saline-injected control.

TABLE 4

Target reduction by chemically modified siRNAs targeted to PTEN in mouse liver			
Treatment	Dose (mg/kg, administered) 2x/day	% Inhibition	
		Ribogreen	GAPDH
ISIS 116847	12.5	92	95
	6.25	92	95
ISIS 341391/341401	25	12	21
	6.25	2	9
ISIS 359995/359996	25	6	13
	6.25	5	13

As shown in Table 4, all oligonucleotides targeted to PTEN caused a reduction in mRNA levels in liver as compared to saline-treated control. The mRNA levels measured for the ISIS 341391/341401 duplex are also suggestive of dose-dependent inhibition.

The effects of treatment with the RNA duplexes on plasma glucose levels were evaluated in the mice treated as described above. Approximate average plasma glucose is presented in Table 5 for each treatment group.

TABLE 5

Effects of chemically modified siRNAs targeted to PTEN on plasma glucose levels in normal mice		
Treatment	Dose (mg/kg, administered) 2x/day	Plasma glucose (mg/dL)
Saline	N/A	186
ISIS 116847	12.5	169
	6.25	166
ISIS 341391/341401	25	159
	6.25	182
ISIS 359996/359995	25	182
	6.25	169
Saline	N/A	186
ISIS 116847	12.5	169
	6.25	166
ISIS 341391/341401	25	159
	6.25	182
	6.25	169

To assess the physiological effects resulting from in vivo siRNA targeted to PTEN mRNA, the mice were evaluated at the end of the treatment period for plasma triglycerides, plasma cholesterol, and plasma transaminase levels. Plasma cholesterol levels from animals treated with either dose of ISIS 116847 were increased about 20% over levels measured for saline-treated animals. Conversely, the cholesterol levels measured for animals treated with either the 25 mg/kg or the 6.25 mg/kg doses of the ISIS 341391/341401 duplex were decreased about 12% as compared to saline-treated controls. The ISIS 359996/359995 duplex did not cause significant alterations in cholesterol levels. All of the treatment groups showed decreased plasma triglycerides as compared to saline-treated control, regardless of treatment dose.

Increases in the transaminases ALT and AST can indicate hepatotoxicity. The transaminase levels measured for mice treated with the siRNA duplexes were not elevated to a level indicative of hepatotoxicity with respect to saline treated control. Treatment with 12.5 mg/kg doses of ISIS 116847

114

caused approximately 7-fold and 3-fold increases in ALT and AST levels, respectively. Treatment with the lower doses (6.25 mg/kg) of ISIS 116847 caused approximately 4-fold and 2-fold increases in ALT and AST levels, respectively.

At the end of the study, liver, white adipose tissue (WAT), spleen, and kidney were harvested from animals treated with the oligomeric compounds and were weighed to assess gross organ alterations. Approximate average tissue weights for each treatment group are presented in Table 6.

TABLE 6

Effects of chemically modified siRNAs targeted to PTEN on tissue weight in normal mice					
Treatment	Dose (mg/kg, administered) 2x/day	Liver	WAT	Spleen	Kidney
Saline	N/A	1.0	0.5	0.1	0.3
ISIS 116847	12.5	1.1	0.4	0.1	0.3
	6.25	1.1	0.4	0.1	0.3
ISIS 341391/341401	25	1.0	0.3	0.1	0.3
	6.25	0.9	0.4	0.1	0.3
ISIS 359996/359995	25	1.1	0.4	0.1	0.3
	6.25	1.0	0.3	0.1	0.4

As shown in Table 6, treatment with antisense oligonucleotides or siRNA duplexes targeted to PTEN did not substantially alter liver, WAT, spleen, or kidney weights in normal mice as compared to the organ weights of mice treated with saline alone.

EXAMPLE 42

Stability of Alternating 2'-O-methyl/2'-fluoro siRNA Constructs in Mouse Plasma

Intact duplex RNA was analyzed from diluted mouse-plasma using an extraction and capillary electrophoresis method similar to those previously described (Leeds, J. M., et al., 1996, *Anal. Biochem.*, 235, 36-43; Geary, R. S., et al., 1999, *Anal. Biochem.*, 274, 241-248. Heparin-treated mouse plasma, from 3-6 month old female Balb/c mice (Charles River Labs) was thawed from -80 ° C and diluted to 25% (v/v) with phosphate buffered saline (140 mM NaCl, 3 mM KCl, 2 mM potassium phosphate, 10 mM sodium phosphate). Approximately 10 nmol of pre-annealed siRNA, at a concentration of 100 µM, was added to the 25% plasma and incubated at 37° C. for 0, 15, 30, 45, 60, 120, 180, 240, 360, and 420 minutes. Aliquots were removed at the indicated time, treated with EDTA to a final concentration of 2 mM, and placed on ice at 0° C. until analyzed by capillary gel electrophoresis (Beckman P/ACE MDQ-UV with eCap DNA Capillary tube). The area of the siRNA duplex peak was measured and used to calculate the percent of intact siRNA remaining. Adenosine triphosphate (ATP) was added at a concentration of 2.5 mM to each injection as an internal calibration standard. A zero time point was taken by diluting siRNA in phosphate buffered saline followed by capillary electrophoresis. Percent intact siRNA was plotted against time, allowing the calculation of a pseudo first-order half-life. Results are shown in Table 7.

TABLE 7

Stability of alternating 2'-O-methyl/2'-fluoro siRNA constructs in mouse plasma									
Construct	Time (minutes)								
	0	15	30	45	60	120	180	240	360
338918_338943	76.98	71.33	49.77	40.85	27.86	22.53	14.86	4.18	0
351831_351832	82.42	81.05	79.56	77.64	75.54	75.55	75.56	75.55	75

The parent (unmodified) construct is approximately 50% degraded after 30 minutes and nearly gone after 4 hours (completely gone at 6 hours). In contrast, the alternating 2'-O-methyl/2'-fluoro construct remains relatively unchanged and 75% remains even after 6 hours. ¹⁵

SEQUENCE LISTING

<160> NUMBER OF SEQ ID NOS: 157

<210> SEQ ID NO 1
 <211> LENGTH: 19
 <212> TYPE: RNA
 <213> ORGANISM: Artificial
 <220> FEATURE:
 <223> OTHER INFORMATION: Synthetic Construct

<400> SEQUENCE: 1

cgagaggcgg acgggaccg

19

<210> SEQ ID NO 2
 <211> LENGTH: 21
 <212> TYPE: DNA
 <213> ORGANISM: Artificial
 <220> FEATURE:
 <223> OTHER INFORMATION: Synthetic Construct
 <220> FEATURE:
 <221> NAME/KEY: misc_feature
 <222> LOCATION: (20)..(21)
 <223> OTHER INFORMATION: deoxythymidine(dT)

<400> SEQUENCE: 2

cgagaggcgg acgggaccgt t

21

<210> SEQ ID NO 3
 <211> LENGTH: 21
 <212> TYPE: DNA
 <213> ORGANISM: Artificial
 <220> FEATURE:
 <223> OTHER INFORMATION: Synthetic Construct
 <220> FEATURE:
 <221> NAME/KEY: misc_feature
 <222> LOCATION: (20)..(21)
 <223> OTHER INFORMATION: deoxythymidine(dT)

<400> SEQUENCE: 3

cggteccgtc cgctctcgt t

21

<210> SEQ ID NO 4
 <211> LENGTH: 19
 <212> TYPE: DNA
 <213> ORGANISM: Artificial
 <220> FEATURE:
 <223> OTHER INFORMATION: Synthetic Construct

<400> SEQUENCE: 4

gctctccgcc tgccctggc

19

-continued

<210> SEQ ID NO 5
<211> LENGTH: 22
<212> TYPE: DNA
<213> ORGANISM: Artificial
<220> FEATURE:
<223> OTHER INFORMATION: Reverse primer
<220> FEATURE:
<221> NAME/KEY: misc_feature
<222> LOCATION: (1)..(3)
<223> OTHER INFORMATION: 2'-O-methoxyethyl
<220> FEATURE:
<221> NAME/KEY: misc_feature
<222> LOCATION: (13)..(20)
<223> OTHER INFORMATION: 2'-O-methoxyethyl

<400> SEQUENCE: 5

ccaagctctgg ctggttctca gt

22

<210> SEQ ID NO 6
<211> LENGTH: 23
<212> TYPE: DNA
<213> ORGANISM: Artificial
<220> FEATURE:
<223> OTHER INFORMATION: PCR probe
<220> FEATURE:
<221> NAME/KEY: misc_feature
<222> LOCATION: (1)..(5)
<223> OTHER INFORMATION: 2'-O-methoxyethyl
<220> FEATURE:
<221> NAME/KEY: misc_feature
<222> LOCATION: (16)..(20)
<223> OTHER INFORMATION: 2'-O-methoxyethyl

<400> SEQUENCE: 6

cgaggctggc ttcattccact gcc

23

<210> SEQ ID NO 7
<211> LENGTH: 19
<212> TYPE: DNA
<213> ORGANISM: Artificial
<220> FEATURE:
<223> OTHER INFORMATION: Forward primer

<400> SEQUENCE: 7

gaagggtgaag gtcggagtc

19

<210> SEQ ID NO 8
<211> LENGTH: 20
<212> TYPE: RNA
<213> ORGANISM: Artificial
<220> FEATURE:
<223> OTHER INFORMATION: Synthetic Construct
<220> FEATURE:
<221> NAME/KEY: misc_feature
<222> LOCATION: (1)..(1)
<223> OTHER INFORMATION: 2'-O-methyl
<220> FEATURE:
<221> NAME/KEY: misc_feature
<222> LOCATION: (1)..(20)
<223> OTHER INFORMATION: phosphorothioate linkages
<220> FEATURE:
<221> NAME/KEY: misc_feature
<222> LOCATION: (3)..(3)
<223> OTHER INFORMATION: 2'-O-methyl
<220> FEATURE:
<221> NAME/KEY: misc_feature
<222> LOCATION: (5)..(5)
<223> OTHER INFORMATION: 2'-O-methyl
<220> FEATURE:
<221> NAME/KEY: misc_feature
<222> LOCATION: (7)..(7)
<223> OTHER INFORMATION: 2'-O-methyl

-continued

```
<220> FEATURE:
<221> NAME/KEY: misc_feature
<222> LOCATION: (9)..(9)
<223> OTHER INFORMATION: 2'-O-methyl
<220> FEATURE:
<221> NAME/KEY: misc_feature
<222> LOCATION: (11)..(11)
<223> OTHER INFORMATION: 2'-O-methyl
<220> FEATURE:
<221> NAME/KEY: misc_feature
<222> LOCATION: (13)..(13)
<223> OTHER INFORMATION: 2'-O-methyl
<220> FEATURE:
<221> NAME/KEY: misc_feature
<222> LOCATION: (15)..(15)
<223> OTHER INFORMATION: 2'-O-methyl
<220> FEATURE:
<221> NAME/KEY: misc_feature
<222> LOCATION: (17)..(17)
<223> OTHER INFORMATION: 2'-O-methyl
<220> FEATURE:
<221> NAME/KEY: misc_feature
<222> LOCATION: (19)..(19)
<223> OTHER INFORMATION: 2'-O-methyl
```

```
<400> SEQUENCE: 8
```

```
uuugucucug guccuuacuu
```

20

```
<210> SEQ ID NO 9
<211> LENGTH: 20
<212> TYPE: RNA
<213> ORGANISM: Artificial
<220> FEATURE:
<223> OTHER INFORMATION: Synthetic Construct
<220> FEATURE:
<221> NAME/KEY: misc_feature
<222> LOCATION: (1)..(20)
<223> OTHER INFORMATION: phosphorothioate linkages
<220> FEATURE:
<221> NAME/KEY: misc_feature
<222> LOCATION: (2)..(2)
<223> OTHER INFORMATION: 2'-O-methyl
<220> FEATURE:
<221> NAME/KEY: misc_feature
<222> LOCATION: (4)..(4)
<223> OTHER INFORMATION: 2'-O-methyl
<220> FEATURE:
<221> NAME/KEY: misc_feature
<222> LOCATION: (6)..(6)
<223> OTHER INFORMATION: 2'-O-methyl
<220> FEATURE:
<221> NAME/KEY: misc_feature
<222> LOCATION: (8)..(8)
<223> OTHER INFORMATION: 2'-O-methyl
<220> FEATURE:
<221> NAME/KEY: misc_feature
<222> LOCATION: (10)..(10)
<223> OTHER INFORMATION: 2'-O-methyl
<220> FEATURE:
<221> NAME/KEY: misc_feature
<222> LOCATION: (12)..(12)
<223> OTHER INFORMATION: 2'-O-methyl
<220> FEATURE:
<221> NAME/KEY: misc_feature
<222> LOCATION: (14)..(14)
<223> OTHER INFORMATION: 2'-O-methyl
<220> FEATURE:
<221> NAME/KEY: misc_feature
<222> LOCATION: (16)..(16)
<223> OTHER INFORMATION: 2'-O-methyl
<220> FEATURE:
<221> NAME/KEY: misc_feature
<222> LOCATION: (18)..(18)
<223> OTHER INFORMATION: 2'-O-methyl
<220> FEATURE:
<221> NAME/KEY: misc_feature
<222> LOCATION: (20)..(20)
```

-continued

<223> OTHER INFORMATION: 2'-O-methyl

<400> SEQUENCE: 9

uuugucucug guccuuacuu

20

<210> SEQ ID NO 10
<211> LENGTH: 20
<212> TYPE: RNA
<213> ORGANISM: Artificial
<220> FEATURE:
<223> OTHER INFORMATION: Synthetic Construct
<220> FEATURE:
<221> NAME/KEY: misc_feature
<222> LOCATION: (1)..(1)
<223> OTHER INFORMATION: 2'-O-methyl
<220> FEATURE:
<221> NAME/KEY: misc_feature
<222> LOCATION: (1)..(20)
<223> OTHER INFORMATION: phosphodiester linkages
<220> FEATURE:
<221> NAME/KEY: misc_feature
<222> LOCATION: (3)..(3)
<223> OTHER INFORMATION: 2'-O-methyl
<220> FEATURE:
<221> NAME/KEY: misc_feature
<222> LOCATION: (5)..(5)
<223> OTHER INFORMATION: 2'-O-methyl
<220> FEATURE:
<221> NAME/KEY: misc_feature
<222> LOCATION: (7)..(7)
<223> OTHER INFORMATION: 2'-O-methyl
<220> FEATURE:
<221> NAME/KEY: misc_feature
<222> LOCATION: (9)..(9)
<223> OTHER INFORMATION: 2'-O-methyl
<220> FEATURE:
<221> NAME/KEY: misc_feature
<222> LOCATION: (11)..(11)
<223> OTHER INFORMATION: 2'-O-methyl
<220> FEATURE:
<221> NAME/KEY: misc_feature
<222> LOCATION: (13)..(13)
<223> OTHER INFORMATION: 2'-O-methyl
<220> FEATURE:
<221> NAME/KEY: misc_feature
<222> LOCATION: (15)..(15)
<223> OTHER INFORMATION: 2'-O-methyl
<220> FEATURE:
<221> NAME/KEY: misc_feature
<222> LOCATION: (17)..(17)
<223> OTHER INFORMATION: 2'-O-methyl
<220> FEATURE:
<221> NAME/KEY: misc_feature
<222> LOCATION: (19)..(19)
<223> OTHER INFORMATION: 2'-O-methyl

<400> SEQUENCE: 10

uuugucucug guccuuacuu

20

<210> SEQ ID NO 11
<211> LENGTH: 20
<212> TYPE: RNA
<213> ORGANISM: Artificial
<220> FEATURE:
<223> OTHER INFORMATION: Synthetic Construct
<220> FEATURE:
<221> NAME/KEY: misc_feature
<222> LOCATION: (1)..(20)
<223> OTHER INFORMATION: phosphodiester linkages
<220> FEATURE:
<221> NAME/KEY: misc_feature
<222> LOCATION: (2)..(2)
<223> OTHER INFORMATION: 2'-O-methyl
<220> FEATURE:
<221> NAME/KEY: misc_feature

-continued

```

<222> LOCATION: (4)..(4)
<223> OTHER INFORMATION: 2'-O-methyl
<220> FEATURE:
<221> NAME/KEY: misc_feature
<222> LOCATION: (6)..(6)
<223> OTHER INFORMATION: 2'-O-methyl
<220> FEATURE:
<221> NAME/KEY: misc_feature
<222> LOCATION: (8)..(8)
<223> OTHER INFORMATION: 2'-O-methyl
<220> FEATURE:
<221> NAME/KEY: misc_feature
<222> LOCATION: (10)..(10)
<223> OTHER INFORMATION: 2'-O-methyl
<220> FEATURE:
<221> NAME/KEY: misc_feature
<222> LOCATION: (12)..(12)
<223> OTHER INFORMATION: 2'-O-methyl
<220> FEATURE:
<221> NAME/KEY: misc_feature
<222> LOCATION: (14)..(14)
<223> OTHER INFORMATION: 2'-O-methyl
<220> FEATURE:
<221> NAME/KEY: misc_feature
<222> LOCATION: (16)..(16)
<223> OTHER INFORMATION: 2'-O-methyl
<220> FEATURE:
<221> NAME/KEY: misc_feature
<222> LOCATION: (18)..(18)
<223> OTHER INFORMATION: 2'-O-methyl
<220> FEATURE:
<221> NAME/KEY: misc_feature
<222> LOCATION: (20)..(20)
<223> OTHER INFORMATION: 2'-O-methyl

```

```

<400> SEQUENCE: 11

```

```

uuugucucug guccuuacuu

```

20

```

<210> SEQ ID NO 12
<211> LENGTH: 20
<212> TYPE: RNA
<213> ORGANISM: Artificial
<220> FEATURE:
<223> OTHER INFORMATION: Synthetic Construct
<220> FEATURE:
<221> NAME/KEY: misc_feature
<222> LOCATION: (1)..(20)
<223> OTHER INFORMATION: phosphorothioate linkages

```

```

<400> SEQUENCE: 12

```

```

uuugucucug guccuuacuu

```

20

```

<210> SEQ ID NO 13
<211> LENGTH: 20
<212> TYPE: RNA
<213> ORGANISM: Artificial
<220> FEATURE:
<223> OTHER INFORMATION: Synthetic Construct
<220> FEATURE:
<221> NAME/KEY: misc_feature
<222> LOCATION: (1)..(20)
<223> OTHER INFORMATION: phosphodiester linkages

```

```

<400> SEQUENCE: 13

```

```

aaguaaggac cagagacaaa

```

20

```

<210> SEQ ID NO 14
<211> LENGTH: 20
<212> TYPE: RNA
<213> ORGANISM: Artificial
<220> FEATURE:
<223> OTHER INFORMATION: Synthetic Construct
<220> FEATURE:

```

-continued

```
<221> NAME/KEY: misc_feature
<222> LOCATION: (1)..(1)
<223> OTHER INFORMATION: 2'-O-methyl
<220> FEATURE:
<221> NAME/KEY: misc_feature
<222> LOCATION: (1)..(20)
<223> OTHER INFORMATION: phosphodiester linkages
<220> FEATURE:
<221> NAME/KEY: misc_feature
<222> LOCATION: (3)..(3)
<223> OTHER INFORMATION: 2'-O-methyl
<220> FEATURE:
<221> NAME/KEY: misc_feature
<222> LOCATION: (5)..(5)
<223> OTHER INFORMATION: 2'-O-methyl
<220> FEATURE:
<221> NAME/KEY: misc_feature
<222> LOCATION: (7)..(7)
<223> OTHER INFORMATION: 2'-O-methyl
<220> FEATURE:
<221> NAME/KEY: misc_feature
<222> LOCATION: (9)..(9)
<223> OTHER INFORMATION: 2'-O-methyl
<220> FEATURE:
<221> NAME/KEY: misc_feature
<222> LOCATION: (11)..(11)
<223> OTHER INFORMATION: 2'-O-methyl
<220> FEATURE:
<221> NAME/KEY: misc_feature
<222> LOCATION: (13)..(13)
<223> OTHER INFORMATION: 2'-O-methyl
<220> FEATURE:
<221> NAME/KEY: misc_feature
<222> LOCATION: (15)..(15)
<223> OTHER INFORMATION: 2'-O-methyl
<220> FEATURE:
<221> NAME/KEY: misc_feature
<222> LOCATION: (17)..(17)
<223> OTHER INFORMATION: 2'-O-methyl
<220> FEATURE:
<221> NAME/KEY: misc_feature
<222> LOCATION: (19)..(19)
<223> OTHER INFORMATION: 2'-O-methyl
```

```
<400> SEQUENCE: 14
```

```
aaguaaggac cagagacaaa
```

20

```
<210> SEQ ID NO 15
<211> LENGTH: 20
<212> TYPE: RNA
<213> ORGANISM: Artificial
<220> FEATURE:
<223> OTHER INFORMATION: Synthetic Construct
<220> FEATURE:
<221> NAME/KEY: misc_feature
<222> LOCATION: (1)..(20)
<223> OTHER INFORMATION: phosphodiester linkages
<220> FEATURE:
<221> NAME/KEY: misc_feature
<222> LOCATION: (2)..(2)
<223> OTHER INFORMATION: 2'-O-methyl
<220> FEATURE:
<221> NAME/KEY: misc_feature
<222> LOCATION: (4)..(4)
<223> OTHER INFORMATION: 2'-O-methyl
<220> FEATURE:
<221> NAME/KEY: misc_feature
<222> LOCATION: (6)..(6)
<223> OTHER INFORMATION: 2'-O-methyl
<220> FEATURE:
<221> NAME/KEY: misc_feature
<222> LOCATION: (8)..(8)
<223> OTHER INFORMATION: 2'-O-methyl
<220> FEATURE:
<221> NAME/KEY: misc_feature
<222> LOCATION: (10)..(10)
<223> OTHER INFORMATION: 2'-O-methyl
```

-continued

```

<220> FEATURE:
<221> NAME/KEY: misc_feature
<222> LOCATION: (12)..(12)
<223> OTHER INFORMATION: 2'-O-methyl
<220> FEATURE:
<221> NAME/KEY: misc_feature
<222> LOCATION: (14)..(14)
<223> OTHER INFORMATION: 2'-O-methyl
<220> FEATURE:
<221> NAME/KEY: misc_feature
<222> LOCATION: (16)..(16)
<223> OTHER INFORMATION: 2'-O-methyl
<220> FEATURE:
<221> NAME/KEY: misc_feature
<222> LOCATION: (18)..(18)
<223> OTHER INFORMATION: 2'-O-methyl
<220> FEATURE:
<221> NAME/KEY: misc_feature
<222> LOCATION: (20)..(20)
<223> OTHER INFORMATION: 2'-O-methyl

```

```

<400> SEQUENCE: 15

```

```

aaguaaggac cagagacaaa

```

20

```

<210> SEQ ID NO 16
<211> LENGTH: 20
<212> TYPE: RNA
<213> ORGANISM: Artificial
<220> FEATURE:
<223> OTHER INFORMATION: Synthetic Construct
<220> FEATURE:
<221> NAME/KEY: misc_feature
<222> LOCATION: (1)..(20)
<223> OTHER INFORMATION: phosphodiester linkages
<220> FEATURE:
<221> NAME/KEY: misc_feature
<222> LOCATION: (1)..(1)
<223> OTHER INFORMATION: 2'-F modified nucleoside
<220> FEATURE:
<221> NAME/KEY: misc_feature
<222> LOCATION: (2)..(2)
<223> OTHER INFORMATION: 2'deoxyribonucleoside
<220> FEATURE:
<221> NAME/KEY: misc_feature
<222> LOCATION: (3)..(3)
<223> OTHER INFORMATION: 2'-F modified nucleoside
<220> FEATURE:
<221> NAME/KEY: misc_feature
<222> LOCATION: (4)..(4)
<223> OTHER INFORMATION: 2'deoxyribonucleoside
<220> FEATURE:
<221> NAME/KEY: misc_feature
<222> LOCATION: (5)..(5)
<223> OTHER INFORMATION: 2'-F modified nucleoside
<220> FEATURE:
<221> NAME/KEY: misc_feature
<222> LOCATION: (6)..(6)
<223> OTHER INFORMATION: 2'deoxyribonucleoside
<220> FEATURE:
<221> NAME/KEY: misc_feature
<222> LOCATION: (7)..(7)
<223> OTHER INFORMATION: 2'-F modified nucleoside
<220> FEATURE:
<221> NAME/KEY: misc_feature
<222> LOCATION: (8)..(8)
<223> OTHER INFORMATION: 2'deoxyribonucleoside
<220> FEATURE:
<221> NAME/KEY: misc_feature
<222> LOCATION: (9)..(9)
<223> OTHER INFORMATION: 2'-F modified nucleoside
<220> FEATURE:
<221> NAME/KEY: misc_feature
<222> LOCATION: (10)..(10)
<223> OTHER INFORMATION: 2'deoxyribonucleoside
<220> FEATURE:
<221> NAME/KEY: misc_feature
<222> LOCATION: (11)..(11)

```

-continued

```

<223> OTHER INFORMATION: 2'-F modified nucleoside
<220> FEATURE:
<221> NAME/KEY: misc_feature
<222> LOCATION: (12)..(12)
<223> OTHER INFORMATION: 2'deoxyribonucleoside
<220> FEATURE:
<221> NAME/KEY: misc_feature
<222> LOCATION: (13)..(13)
<223> OTHER INFORMATION: 2'-F modified nucleoside
<220> FEATURE:
<221> NAME/KEY: misc_feature
<222> LOCATION: (14)..(14)
<223> OTHER INFORMATION: 2'deoxyribonucleoside
<220> FEATURE:
<221> NAME/KEY: misc_feature
<222> LOCATION: (15)..(15)
<223> OTHER INFORMATION: 2'-F modified nucleoside
<220> FEATURE:
<221> NAME/KEY: misc_feature
<222> LOCATION: (16)..(16)
<223> OTHER INFORMATION: 2'deoxyribonucleoside
<220> FEATURE:
<221> NAME/KEY: misc_feature
<222> LOCATION: (17)..(17)
<223> OTHER INFORMATION: 2'-F modified nucleoside
<220> FEATURE:
<221> NAME/KEY: misc_feature
<222> LOCATION: (18)..(18)
<223> OTHER INFORMATION: 2'deoxyribonucleoside
<220> FEATURE:
<221> NAME/KEY: misc_feature
<222> LOCATION: (19)..(19)
<223> OTHER INFORMATION: 2'-F modified nucleoside
<220> FEATURE:
<221> NAME/KEY: misc_feature
<222> LOCATION: (20)..(20)
<223> OTHER INFORMATION: 2'deoxyribonucleoside

```

```

<400> SEQUENCE: 16

```

```

aaguaaggac cagagacaaa

```

20

```

<210> SEQ ID NO 17
<211> LENGTH: 20
<212> TYPE: DNA
<213> ORGANISM: Artificial
<220> FEATURE:
<223> OTHER INFORMATION: Synthetic Construct
<220> FEATURE:
<221> NAME/KEY: misc_feature
<222> LOCATION: (1)..(20)
<223> OTHER INFORMATION: phosphodiester linkages
<220> FEATURE:
<221> NAME/KEY: misc_feature
<222> LOCATION: (1)..(1)
<223> OTHER INFORMATION: 2'deoxyribonucleoside
<220> FEATURE:
<221> NAME/KEY: misc_feature
<222> LOCATION: (2)..(2)
<223> OTHER INFORMATION: 2'-F modified nucleoside
<220> FEATURE:
<221> NAME/KEY: misc_feature
<222> LOCATION: (3)..(3)
<223> OTHER INFORMATION: 2'deoxyribonucleoside
<220> FEATURE:
<221> NAME/KEY: misc_feature
<222> LOCATION: (4)..(4)
<223> OTHER INFORMATION: 2'-F modified nucleoside
<220> FEATURE:
<221> NAME/KEY: misc_feature
<222> LOCATION: (5)..(5)
<223> OTHER INFORMATION: 2'deoxyribonucleoside
<220> FEATURE:
<221> NAME/KEY: misc_feature
<222> LOCATION: (6)..(6)
<223> OTHER INFORMATION: 2'-F modified nucleoside
<220> FEATURE:
<221> NAME/KEY: misc_feature

```


-continued

<222> LOCATION: (7)..(7)
<223> OTHER INFORMATION: 2'deoxyribonucleoside
<220> FEATURE:
<221> NAME/KEY: misc_feature
<222> LOCATION: (8)..(8)
<223> OTHER INFORMATION: 2'-F modified nucleoside
<220> FEATURE:
<221> NAME/KEY: misc_feature
<222> LOCATION: (9)..(9)
<223> OTHER INFORMATION: 2'deoxyribonucleoside
<220> FEATURE:
<221> NAME/KEY: misc_feature
<222> LOCATION: (10)..(10)
<223> OTHER INFORMATION: 2'-F modified nucleoside
<220> FEATURE:
<221> NAME/KEY: misc_feature
<222> LOCATION: (11)..(11)
<223> OTHER INFORMATION: 2'deoxyribonucleoside
<220> FEATURE:
<221> NAME/KEY: misc_feature
<222> LOCATION: (12)..(12)
<223> OTHER INFORMATION: 2'-F modified nucleoside
<220> FEATURE:
<221> NAME/KEY: misc_feature
<222> LOCATION: (13)..(13)
<223> OTHER INFORMATION: 5-methyl cytidine
<220> FEATURE:
<221> NAME/KEY: misc_feature
<222> LOCATION: (14)..(14)
<223> OTHER INFORMATION: 2'-F modified nucleoside
<220> FEATURE:
<221> NAME/KEY: misc_feature
<222> LOCATION: (15)..(15)
<223> OTHER INFORMATION: 2'deoxyribonucleoside
<220> FEATURE:
<221> NAME/KEY: misc_feature
<222> LOCATION: (16)..(16)
<223> OTHER INFORMATION: 2'-F modified nucleoside
<220> FEATURE:
<221> NAME/KEY: misc_feature
<222> LOCATION: (17)..(17)
<223> OTHER INFORMATION: 2'deoxyribonucleoside
<220> FEATURE:
<221> NAME/KEY: misc_feature
<222> LOCATION: (18)..(18)
<223> OTHER INFORMATION: 2'-F modified nucleoside
<220> FEATURE:
<221> NAME/KEY: misc_feature
<222> LOCATION: (19)..(19)
<223> OTHER INFORMATION: 2'deoxyribonucleoside
<220> FEATURE:
<221> NAME/KEY: misc_feature
<222> LOCATION: (20)..(20)
<223> OTHER INFORMATION: 2'-F modified nucleoside

<400> SEQUENCE: 17

tutgtctctg gucctuactu

20

<210> SEQ ID NO 18
<211> LENGTH: 20
<212> TYPE: RNA
<213> ORGANISM: Artificial
<220> FEATURE:
<223> OTHER INFORMATION: Synthetic Construct
<220> FEATURE:
<221> NAME/KEY: misc_feature
<222> LOCATION: (1)..(20)
<223> OTHER INFORMATION: phosphodiester linkages
<220> FEATURE:
<221> NAME/KEY: misc_feature
<222> LOCATION: (1)..(1)
<223> OTHER INFORMATION: 2'deoxyribonucleoside
<220> FEATURE:
<221> NAME/KEY: misc_feature
<222> LOCATION: (2)..(2)
<223> OTHER INFORMATION: 2'-F modified nucleoside
<220> FEATURE:

-continued

```

<221> NAME/KEY: misc_feature
<222> LOCATION: (3)..(3)
<223> OTHER INFORMATION: 2'deoxyribonucleoside
<220> FEATURE:
<221> NAME/KEY: misc_feature
<222> LOCATION: (4)..(4)
<223> OTHER INFORMATION: 2'-F modified nucleoside
<220> FEATURE:
<221> NAME/KEY: misc_feature
<222> LOCATION: (5)..(5)
<223> OTHER INFORMATION: 2'deoxyribonucleoside
<220> FEATURE:
<221> NAME/KEY: misc_feature
<222> LOCATION: (6)..(6)
<223> OTHER INFORMATION: 2'-F modified nucleoside
<220> FEATURE:
<221> NAME/KEY: misc_feature
<222> LOCATION: (7)..(7)
<223> OTHER INFORMATION: 2'deoxyribonucleoside
<220> FEATURE:
<221> NAME/KEY: misc_feature
<222> LOCATION: (8)..(8)
<223> OTHER INFORMATION: 2'-F modified nucleoside
<220> FEATURE:
<221> NAME/KEY: misc_feature
<222> LOCATION: (9)..(9)
<223> OTHER INFORMATION: 2'deoxyribonucleoside
<220> FEATURE:
<221> NAME/KEY: misc_feature
<222> LOCATION: (10)..(10)
<223> OTHER INFORMATION: 5-methyl cytidine
<220> FEATURE:
<221> NAME/KEY: misc_feature
<222> LOCATION: (10)..(10)
<223> OTHER INFORMATION: 2'-F modified nucleoside
<220> FEATURE:
<221> NAME/KEY: misc_feature
<222> LOCATION: (11)..(11)
<223> OTHER INFORMATION: 2'deoxyribonucleoside
<220> FEATURE:
<221> NAME/KEY: misc_feature
<222> LOCATION: (12)..(12)
<223> OTHER INFORMATION: 2'-F modified nucleoside
<220> FEATURE:
<221> NAME/KEY: misc_feature
<222> LOCATION: (13)..(13)
<223> OTHER INFORMATION: 2'deoxyribonucleoside
<220> FEATURE:
<221> NAME/KEY: misc_feature
<222> LOCATION: (14)..(14)
<223> OTHER INFORMATION: 2'-F modified nucleoside
<220> FEATURE:
<221> NAME/KEY: misc_feature
<222> LOCATION: (15)..(15)
<223> OTHER INFORMATION: 2'deoxyribonucleoside
<220> FEATURE:
<221> NAME/KEY: misc_feature
<222> LOCATION: (16)..(16)
<223> OTHER INFORMATION: 2'-F modified nucleoside
<220> FEATURE:
<221> NAME/KEY: misc_feature
<222> LOCATION: (17)..(17)
<223> OTHER INFORMATION: 2'deoxyribonucleoside
<220> FEATURE:
<221> NAME/KEY: misc_feature
<222> LOCATION: (18)..(18)
<223> OTHER INFORMATION: 2'-F modified nucleoside
<220> FEATURE:
<221> NAME/KEY: misc_feature
<222> LOCATION: (19)..(19)
<223> OTHER INFORMATION: 2'deoxyribonucleoside
<220> FEATURE:
<221> NAME/KEY: misc_feature
<222> LOCATION: (20)..(20)
<223> OTHER INFORMATION: 2'-F modified nucleoside

<400> SEQUENCE: 18

```

aaguaaggac cagagacaaa

-continued

<210> SEQ ID NO 19
<211> LENGTH: 20
<212> TYPE: DNA
<213> ORGANISM: Artificial
<220> FEATURE:
<223> OTHER INFORMATION: Synthetic Construct
<220> FEATURE:
<221> NAME/KEY: misc_feature
<222> LOCATION: (1)..(20)
<223> OTHER INFORMATION: phosphorothioate linkages
<220> FEATURE:
<221> NAME/KEY: misc_feature
<222> LOCATION: (1)..(1)
<223> OTHER INFORMATION: 2'deoxyribonucleoside
<220> FEATURE:
<221> NAME/KEY: misc_feature
<222> LOCATION: (2)..(2)
<223> OTHER INFORMATION: 2'-F modified nucleoside
<220> FEATURE:
<221> NAME/KEY: misc_feature
<222> LOCATION: (3)..(3)
<223> OTHER INFORMATION: 2'deoxyribonucleoside
<220> FEATURE:
<221> NAME/KEY: misc_feature
<222> LOCATION: (4)..(4)
<223> OTHER INFORMATION: 2'-F modified nucleoside
<220> FEATURE:
<221> NAME/KEY: misc_feature
<222> LOCATION: (5)..(5)
<223> OTHER INFORMATION: 2'deoxyribonucleoside
<220> FEATURE:
<221> NAME/KEY: misc_feature
<222> LOCATION: (6)..(6)
<223> OTHER INFORMATION: 2'-F modified nucleoside
<220> FEATURE:
<221> NAME/KEY: misc_feature
<222> LOCATION: (7)..(7)
<223> OTHER INFORMATION: 2'deoxyribonucleoside
<220> FEATURE:
<221> NAME/KEY: misc_feature
<222> LOCATION: (8)..(8)
<223> OTHER INFORMATION: 2'-F modified nucleoside
<220> FEATURE:
<221> NAME/KEY: misc_feature
<222> LOCATION: (9)..(9)
<223> OTHER INFORMATION: 2'deoxyribonucleoside
<220> FEATURE:
<221> NAME/KEY: misc_feature
<222> LOCATION: (10)..(10)
<223> OTHER INFORMATION: 2'-F modified nucleoside
<220> FEATURE:
<221> NAME/KEY: misc_feature
<222> LOCATION: (11)..(11)
<223> OTHER INFORMATION: 2'deoxyribonucleoside
<220> FEATURE:
<221> NAME/KEY: misc_feature
<222> LOCATION: (12)..(12)
<223> OTHER INFORMATION: 2'-F modified nucleoside
<220> FEATURE:
<221> NAME/KEY: misc_feature
<222> LOCATION: (13)..(13)
<223> OTHER INFORMATION: 5-methyl cytidine
<220> FEATURE:
<221> NAME/KEY: misc_feature
<222> LOCATION: (14)..(14)
<223> OTHER INFORMATION: 2'-F modified nucleoside
<220> FEATURE:
<221> NAME/KEY: misc_feature
<222> LOCATION: (15)..(15)
<223> OTHER INFORMATION: 2'deoxyribonucleoside
<220> FEATURE:
<221> NAME/KEY: misc_feature
<222> LOCATION: (16)..(16)
<223> OTHER INFORMATION: 2'-F modified nucleoside
<220> FEATURE:
<221> NAME/KEY: misc_feature
<222> LOCATION: (17)..(17)

-continued

<223> OTHER INFORMATION: 2'deoxyribonucleoside
<220> FEATURE:
<221> NAME/KEY: misc_feature
<222> LOCATION: (18)..(18)
<223> OTHER INFORMATION: 2'-F modified nucleoside
<220> FEATURE:
<221> NAME/KEY: misc_feature
<222> LOCATION: (19)..(19)
<223> OTHER INFORMATION: 2'deoxyribonucleoside
<220> FEATURE:
<221> NAME/KEY: misc_feature
<222> LOCATION: (20)..(20)
<223> OTHER INFORMATION: 2'-F modified nucleoside

<400> SEQUENCE: 19

tutgtctctg gucctuaatu

20

<210> SEQ ID NO 20
<211> LENGTH: 20
<212> TYPE: DNA
<213> ORGANISM: Artificial
<220> FEATURE:
<223> OTHER INFORMATION: Synthetic Construct

<400> SEQUENCE: 20

tutgtctctg gucctuaatu

20

<210> SEQ ID NO 21
<211> LENGTH: 20
<212> TYPE: DNA
<213> ORGANISM: Artificial
<220> FEATURE:
<223> OTHER INFORMATION: Synthetic Construct
<220> FEATURE:
<221> NAME/KEY: misc_feature
<222> LOCATION: (1)..(20)
<223> OTHER INFORMATION: phosphodiester linkages
<220> FEATURE:
<221> NAME/KEY: misc_feature
<222> LOCATION: (1)..(1)
<223> OTHER INFORMATION: 2'-F modified nucleoside
<220> FEATURE:
<221> NAME/KEY: misc_feature
<222> LOCATION: (2)..(2)
<223> OTHER INFORMATION: 2'deoxyribonucleoside
<220> FEATURE:
<221> NAME/KEY: misc_feature
<222> LOCATION: (3)..(3)
<223> OTHER INFORMATION: 2'-F modified nucleoside
<220> FEATURE:
<221> NAME/KEY: misc_feature
<222> LOCATION: (4)..(4)
<223> OTHER INFORMATION: 2'deoxyribonucleoside
<220> FEATURE:
<221> NAME/KEY: misc_feature
<222> LOCATION: (5)..(5)
<223> OTHER INFORMATION: 2'-F modified nucleoside
<220> FEATURE:
<221> NAME/KEY: misc_feature
<222> LOCATION: (6)..(6)
<223> OTHER INFORMATION: 5-methyl cytidine
<220> FEATURE:
<221> NAME/KEY: misc_feature
<222> LOCATION: (7)..(7)
<223> OTHER INFORMATION: 2'-F modified nucleoside
<220> FEATURE:
<221> NAME/KEY: misc_feature
<222> LOCATION: (8)..(8)
<223> OTHER INFORMATION: 5-methyl cytidine
<220> FEATURE:
<221> NAME/KEY: misc_feature
<222> LOCATION: (9)..(9)
<223> OTHER INFORMATION: 2'-F modified nucleoside
<220> FEATURE:
<221> NAME/KEY: misc_feature

-continued

```
<222> LOCATION: (10)..(10)
<223> OTHER INFORMATION: 2'deoxyribonucleoside
<220> FEATURE:
<221> NAME/KEY: misc_feature
<222> LOCATION: (11)..(11)
<223> OTHER INFORMATION: 2'-F modified nucleoside
<220> FEATURE:
<221> NAME/KEY: misc_feature
<222> LOCATION: (12)..(12)
<223> OTHER INFORMATION: 2'deoxyribonucleoside
<220> FEATURE:
<221> NAME/KEY: misc_feature
<222> LOCATION: (13)..(13)
<223> OTHER INFORMATION: 2'-F modified nucleoside
<220> FEATURE:
<221> NAME/KEY: misc_feature
<222> LOCATION: (14)..(14)
<223> OTHER INFORMATION: 5-methyl cytidine
<220> FEATURE:
<221> NAME/KEY: misc_feature
<222> LOCATION: (15)..(15)
<223> OTHER INFORMATION: 2'-F modified nucleoside
<220> FEATURE:
<221> NAME/KEY: misc_feature
<222> LOCATION: (16)..(16)
<223> OTHER INFORMATION: 2'deoxyribonucleoside
<220> FEATURE:
<221> NAME/KEY: misc_feature
<222> LOCATION: (17)..(17)
<223> OTHER INFORMATION: 2'-F modified nucleoside
<220> FEATURE:
<221> NAME/KEY: misc_feature
<222> LOCATION: (18)..(18)
<223> OTHER INFORMATION: 5-methyl cytidine
<220> FEATURE:
<221> NAME/KEY: misc_feature
<222> LOCATION: (19)..(19)
<223> OTHER INFORMATION: 2'-F modified nucleoside
<220> FEATURE:
<221> NAME/KEY: misc_feature
<222> LOCATION: (20)..(20)
<223> OTHER INFORMATION: 2'deoxyribonucleoside
```

```
<400> SEQUENCE: 21
```

```
utugucucug gtccutacut
```

20

```
<210> SEQ ID NO 22
<211> LENGTH: 20
<212> TYPE: DNA
<213> ORGANISM: Artificial
<220> FEATURE:
<223> OTHER INFORMATION: Synthetic Construct
<220> FEATURE:
<221> NAME/KEY: misc_feature
<222> LOCATION: (1)..(20)
<223> OTHER INFORMATION: phosphorothioate linkages
<220> FEATURE:
<221> NAME/KEY: misc_feature
<222> LOCATION: (1)..(1)
<223> OTHER INFORMATION: 2'-F modified nucleoside
<220> FEATURE:
<221> NAME/KEY: misc_feature
<222> LOCATION: (2)..(2)
<223> OTHER INFORMATION: 2'deoxyribonucleoside
<220> FEATURE:
<221> NAME/KEY: misc_feature
<222> LOCATION: (3)..(3)
<223> OTHER INFORMATION: 2'-F modified nucleoside
<220> FEATURE:
<221> NAME/KEY: misc_feature
<222> LOCATION: (4)..(4)
<223> OTHER INFORMATION: 2'deoxyribonucleoside
<220> FEATURE:
<221> NAME/KEY: misc_feature
<222> LOCATION: (5)..(5)
<223> OTHER INFORMATION: 2'-F modified nucleoside
<220> FEATURE:
```

-continued

<221> NAME/KEY: misc_feature
<222> LOCATION: (6)..(6)
<223> OTHER INFORMATION: 5-methyl cytidine
<220> FEATURE:
<221> NAME/KEY: misc_feature
<222> LOCATION: (7)..(7)
<223> OTHER INFORMATION: 2'-F modified nucleoside
<220> FEATURE:
<221> NAME/KEY: misc_feature
<222> LOCATION: (8)..(8)
<223> OTHER INFORMATION: 5-methyl cytidine
<220> FEATURE:
<221> NAME/KEY: misc_feature
<222> LOCATION: (9)..(9)
<223> OTHER INFORMATION: 2'-F modified nucleoside
<220> FEATURE:
<221> NAME/KEY: misc_feature
<222> LOCATION: (10)..(10)
<223> OTHER INFORMATION: 2'deoxyribonucleoside
<220> FEATURE:
<221> NAME/KEY: misc_feature
<222> LOCATION: (11)..(11)
<223> OTHER INFORMATION: 2'-F modified nucleoside
<220> FEATURE:
<221> NAME/KEY: misc_feature
<222> LOCATION: (12)..(12)
<223> OTHER INFORMATION: 2'deoxyribonucleoside
<220> FEATURE:
<221> NAME/KEY: misc_feature
<222> LOCATION: (13)..(13)
<223> OTHER INFORMATION: 2'-F modified nucleoside
<220> FEATURE:
<221> NAME/KEY: misc_feature
<222> LOCATION: (14)..(14)
<223> OTHER INFORMATION: 5-methyl cytidine
<220> FEATURE:
<221> NAME/KEY: misc_feature
<222> LOCATION: (15)..(15)
<223> OTHER INFORMATION: 2'-F modified nucleoside
<220> FEATURE:
<221> NAME/KEY: misc_feature
<222> LOCATION: (16)..(16)
<223> OTHER INFORMATION: 2'deoxyribonucleoside
<220> FEATURE:
<221> NAME/KEY: misc_feature
<222> LOCATION: (17)..(17)
<223> OTHER INFORMATION: 2'-F modified nucleoside
<220> FEATURE:
<221> NAME/KEY: misc_feature
<222> LOCATION: (18)..(18)
<223> OTHER INFORMATION: 5-methyl cytidine
<220> FEATURE:
<221> NAME/KEY: misc_feature
<222> LOCATION: (19)..(19)
<223> OTHER INFORMATION: 2'-F modified nucleoside
<220> FEATURE:
<221> NAME/KEY: misc_feature
<222> LOCATION: (20)..(20)
<223> OTHER INFORMATION: 2'deoxyribonucleoside

<400> SEQUENCE: 22

utugucucug gtccutacut

20

<210> SEQ ID NO 23
<211> LENGTH: 20
<212> TYPE: DNA
<213> ORGANISM: Artificial
<220> FEATURE:
<223> OTHER INFORMATION: Synthetic Construct

<400> SEQUENCE: 23

utugucucug gtccutacut

20

<210> SEQ ID NO 24
<211> LENGTH: 20

-continued

```
<212> TYPE: RNA
<213> ORGANISM: Artificial
<220> FEATURE:
<223> OTHER INFORMATION: Synthetic Construct
<220> FEATURE:
<221> NAME/KEY: misc_feature
<222> LOCATION: (1)..(20)
<223> OTHER INFORMATION: phosphodiester linkages
<220> FEATURE:
<221> NAME/KEY: misc_feature
<222> LOCATION: (1)..(1)
<223> OTHER INFORMATION: 2'-F modified nucleoside
<220> FEATURE:
<221> NAME/KEY: misc_feature
<222> LOCATION: (2)..(2)
<223> OTHER INFORMATION: 2'-OCH3 modified nucleoside
<220> FEATURE:
<221> NAME/KEY: misc_feature
<222> LOCATION: (3)..(3)
<223> OTHER INFORMATION: 2'-F modified nucleoside
<220> FEATURE:
<221> NAME/KEY: misc_feature
<222> LOCATION: (4)..(4)
<223> OTHER INFORMATION: 2'-OCH3 modified nucleoside
<220> FEATURE:
<221> NAME/KEY: misc_feature
<222> LOCATION: (5)..(5)
<223> OTHER INFORMATION: 2'-F modified nucleoside
<220> FEATURE:
<221> NAME/KEY: misc_feature
<222> LOCATION: (6)..(6)
<223> OTHER INFORMATION: 2'-OCH3 modified nucleoside
<220> FEATURE:
<221> NAME/KEY: misc_feature
<222> LOCATION: (7)..(7)
<223> OTHER INFORMATION: 2'-F modified nucleoside
<220> FEATURE:
<221> NAME/KEY: misc_feature
<222> LOCATION: (8)..(8)
<223> OTHER INFORMATION: 2'-OCH3 modified nucleoside
<220> FEATURE:
<221> NAME/KEY: misc_feature
<222> LOCATION: (9)..(9)
<223> OTHER INFORMATION: 2'-F modified nucleoside
<220> FEATURE:
<221> NAME/KEY: misc_feature
<222> LOCATION: (10)..(10)
<223> OTHER INFORMATION: 2'-OCH3 modified nucleoside
<220> FEATURE:
<221> NAME/KEY: misc_feature
<222> LOCATION: (11)..(11)
<223> OTHER INFORMATION: 2'-F modified nucleoside
<220> FEATURE:
<221> NAME/KEY: misc_feature
<222> LOCATION: (12)..(12)
<223> OTHER INFORMATION: 2'-OCH3 modified nucleoside
<220> FEATURE:
<221> NAME/KEY: misc_feature
<222> LOCATION: (13)..(13)
<223> OTHER INFORMATION: 2'-F modified nucleoside
<220> FEATURE:
<221> NAME/KEY: misc_feature
<222> LOCATION: (14)..(14)
<223> OTHER INFORMATION: 2'-OCH3 modified nucleoside
<220> FEATURE:
<221> NAME/KEY: misc_feature
<222> LOCATION: (15)..(15)
<223> OTHER INFORMATION: 2'-F modified nucleoside
<220> FEATURE:
<221> NAME/KEY: misc_feature
<222> LOCATION: (16)..(16)
<223> OTHER INFORMATION: 2'-OCH3 modified nucleoside
<220> FEATURE:
<221> NAME/KEY: misc_feature
<222> LOCATION: (17)..(17)
<223> OTHER INFORMATION: 2'-F modified nucleoside
<220> FEATURE:
<221> NAME/KEY: misc_feature
<222> LOCATION: (18)..(18)
```

-continued

<223> OTHER INFORMATION: 2'-OCH3 modified nucleoside
<220> FEATURE:
<221> NAME/KEY: misc_feature
<222> LOCATION: (19)..(19)
<223> OTHER INFORMATION: 2'-F modified nucleoside
<220> FEATURE:
<221> NAME/KEY: misc_feature
<222> LOCATION: (20)..(20)
<223> OTHER INFORMATION: 2'-OCH3 modified nucleoside

<400> SEQUENCE: 24

aaguaaggac cagagacaaa

20

<210> SEQ ID NO 25
<211> LENGTH: 20
<212> TYPE: RNA
<213> ORGANISM: Artificial
<220> FEATURE:
<223> OTHER INFORMATION: Synthetic Construct
<220> FEATURE:
<221> NAME/KEY: misc_feature
<222> LOCATION: (1)..(20)
<223> OTHER INFORMATION: phosphodiester linkages
<220> FEATURE:
<221> NAME/KEY: misc_feature
<222> LOCATION: (1)..(1)
<223> OTHER INFORMATION: 2'-F modified nucleoside
<220> FEATURE:
<221> NAME/KEY: misc_feature
<222> LOCATION: (2)..(2)
<223> OTHER INFORMATION: 2'-OCH3 modified nucleoside
<220> FEATURE:
<221> NAME/KEY: misc_feature
<222> LOCATION: (3)..(3)
<223> OTHER INFORMATION: 2'-F modified nucleoside
<220> FEATURE:
<221> NAME/KEY: misc_feature
<222> LOCATION: (4)..(4)
<223> OTHER INFORMATION: 2'-OCH3 modified nucleoside
<220> FEATURE:
<221> NAME/KEY: misc_feature
<222> LOCATION: (5)..(5)
<223> OTHER INFORMATION: 2'-F modified nucleoside
<220> FEATURE:
<221> NAME/KEY: misc_feature
<222> LOCATION: (6)..(6)
<223> OTHER INFORMATION: 2'-OCH3 modified nucleoside
<220> FEATURE:
<221> NAME/KEY: misc_feature
<222> LOCATION: (7)..(7)
<223> OTHER INFORMATION: 2'-F modified nucleoside
<220> FEATURE:
<221> NAME/KEY: misc_feature
<222> LOCATION: (8)..(8)
<223> OTHER INFORMATION: 2'-OCH3 modified nucleoside
<220> FEATURE:
<221> NAME/KEY: misc_feature
<222> LOCATION: (9)..(9)
<223> OTHER INFORMATION: 2'-F modified nucleoside
<220> FEATURE:
<221> NAME/KEY: misc_feature
<222> LOCATION: (10)..(10)
<223> OTHER INFORMATION: 2'-OCH3 modified nucleoside
<220> FEATURE:
<221> NAME/KEY: misc_feature
<222> LOCATION: (11)..(11)
<223> OTHER INFORMATION: 2'-F modified nucleoside
<220> FEATURE:
<221> NAME/KEY: misc_feature
<222> LOCATION: (12)..(12)
<223> OTHER INFORMATION: 2'-OCH3 modified nucleoside
<220> FEATURE:
<221> NAME/KEY: misc_feature
<222> LOCATION: (13)..(13)
<223> OTHER INFORMATION: 2'-F modified nucleoside
<220> FEATURE:
<221> NAME/KEY: misc_feature

-continued

```

<222> LOCATION: (14)..(14)
<223> OTHER INFORMATION: 2'-OCH3 modified nucleoside
<220> FEATURE:
<221> NAME/KEY: misc_feature
<222> LOCATION: (15)..(15)
<223> OTHER INFORMATION: 2'-F modified nucleoside
<220> FEATURE:
<221> NAME/KEY: misc_feature
<222> LOCATION: (16)..(16)
<223> OTHER INFORMATION: 2'-OCH3 modified nucleoside
<220> FEATURE:
<221> NAME/KEY: misc_feature
<222> LOCATION: (17)..(17)
<223> OTHER INFORMATION: 2'-F modified nucleoside
<220> FEATURE:
<221> NAME/KEY: misc_feature
<222> LOCATION: (18)..(18)
<223> OTHER INFORMATION: 2'-OCH3 modified nucleoside
<220> FEATURE:
<221> NAME/KEY: misc_feature
<222> LOCATION: (19)..(19)
<223> OTHER INFORMATION: 2'-F modified nucleoside
<220> FEATURE:
<221> NAME/KEY: misc_feature
<222> LOCATION: (20)..(20)
<223> OTHER INFORMATION: 2'-OCH3 modified nucleoside

<400> SEQUENCE: 25

```

uuugucucug guccuuacuu

20

```

<210> SEQ ID NO 26
<211> LENGTH: 20
<212> TYPE: RNA
<213> ORGANISM: Artificial
<220> FEATURE:
<223> OTHER INFORMATION: Synthetic Construct
<220> FEATURE:
<221> NAME/KEY: misc_feature
<222> LOCATION: (1)..(20)
<223> OTHER INFORMATION: phosphodiester linkages
<220> FEATURE:
<221> NAME/KEY: misc_feature
<222> LOCATION: (1)..(1)
<223> OTHER INFORMATION: 2'-OCH3
<220> FEATURE:
<221> NAME/KEY: misc_feature
<222> LOCATION: (2)..(2)
<223> OTHER INFORMATION: 2'-F modified nucleoside
<220> FEATURE:
<221> NAME/KEY: misc_feature
<222> LOCATION: (3)..(3)
<223> OTHER INFORMATION: 2'-OCH3
<220> FEATURE:
<221> NAME/KEY: misc_feature
<222> LOCATION: (4)..(4)
<223> OTHER INFORMATION: 2'-F modified nucleoside
<220> FEATURE:
<221> NAME/KEY: misc_feature
<222> LOCATION: (5)..(5)
<223> OTHER INFORMATION: 2'-OCH3
<220> FEATURE:
<221> NAME/KEY: misc_feature
<222> LOCATION: (6)..(6)
<223> OTHER INFORMATION: 2'-F modified nucleoside
<220> FEATURE:
<221> NAME/KEY: misc_feature
<222> LOCATION: (7)..(7)
<223> OTHER INFORMATION: 2'-OCH3
<220> FEATURE:
<221> NAME/KEY: misc_feature
<222> LOCATION: (8)..(8)
<223> OTHER INFORMATION: 2'-F modified nucleoside
<220> FEATURE:
<221> NAME/KEY: misc_feature
<222> LOCATION: (9)..(9)
<223> OTHER INFORMATION: 2'-OCH3
<220> FEATURE:

```

-continued

```
<221> NAME/KEY: misc_feature
<222> LOCATION: (10)..(10)
<223> OTHER INFORMATION: 2'-F modified nucleoside
<220> FEATURE:
<221> NAME/KEY: misc_feature
<222> LOCATION: (11)..(11)
<223> OTHER INFORMATION: 2'-OCH3
<220> FEATURE:
<221> NAME/KEY: misc_feature
<222> LOCATION: (12)..(12)
<223> OTHER INFORMATION: 2'-F modified nucleoside
<220> FEATURE:
<221> NAME/KEY: misc_feature
<222> LOCATION: (13)..(13)
<223> OTHER INFORMATION: 2'-OCH3
<220> FEATURE:
<221> NAME/KEY: misc_feature
<222> LOCATION: (14)..(14)
<223> OTHER INFORMATION: 2'-F
<220> FEATURE:
<221> NAME/KEY: misc_feature
<222> LOCATION: (15)..(15)
<223> OTHER INFORMATION: 2'-OCH3
<220> FEATURE:
<221> NAME/KEY: misc_feature
<222> LOCATION: (16)..(16)
<223> OTHER INFORMATION: 2'-F
<220> FEATURE:
<221> NAME/KEY: misc_feature
<222> LOCATION: (17)..(17)
<223> OTHER INFORMATION: 2'-OCH3
<220> FEATURE:
<221> NAME/KEY: misc_feature
<222> LOCATION: (18)..(18)
<223> OTHER INFORMATION: 2'-F modified nucleoside
<220> FEATURE:
<221> NAME/KEY: misc_feature
<222> LOCATION: (19)..(19)
<223> OTHER INFORMATION: 2'-OCH3
<220> FEATURE:
<221> NAME/KEY: misc_feature
<222> LOCATION: (20)..(20)
<223> OTHER INFORMATION: 2'-F
```

```
<400> SEQUENCE: 26
```

```
aaguaaggac cagagacaaa
```

20

```
<210> SEQ ID NO 27
<211> LENGTH: 20
<212> TYPE: RNA
<213> ORGANISM: Artificial
<220> FEATURE:
<223> OTHER INFORMATION: Synthetic Construct
<220> FEATURE:
<221> NAME/KEY: misc_feature
<222> LOCATION: (1)..(20)
<223> OTHER INFORMATION: phosphorothioate linkages
<220> FEATURE:
<221> NAME/KEY: misc_feature
<222> LOCATION: (1)..(1)
<223> OTHER INFORMATION: 2'-F modified nucleoside
<220> FEATURE:
<221> NAME/KEY: misc_feature
<222> LOCATION: (2)..(2)
<223> OTHER INFORMATION: 2'-OCH3 modified nucleoside
<220> FEATURE:
<221> NAME/KEY: misc_feature
<222> LOCATION: (3)..(3)
<223> OTHER INFORMATION: 2'-F modified nucleoside
<220> FEATURE:
<221> NAME/KEY: misc_feature
<222> LOCATION: (4)..(4)
<223> OTHER INFORMATION: 2'-OCH3 modified nucleoside
<220> FEATURE:
<221> NAME/KEY: misc_feature
<222> LOCATION: (5)..(5)
<223> OTHER INFORMATION: 2'-F modified nucleoside
```

-continued

```
<220> FEATURE:
<221> NAME/KEY: misc_feature
<222> LOCATION: (6)..(6)
<223> OTHER INFORMATION: 2'-OCH3 modified nucleoside
<220> FEATURE:
<221> NAME/KEY: misc_feature
<222> LOCATION: (7)..(7)
<223> OTHER INFORMATION: 2'-F modified nucleoside
<220> FEATURE:
<221> NAME/KEY: misc_feature
<222> LOCATION: (8)..(8)
<223> OTHER INFORMATION: 2'-OCH3 modified nucleoside
<220> FEATURE:
<221> NAME/KEY: misc_feature
<222> LOCATION: (9)..(9)
<223> OTHER INFORMATION: 2'-F modified nucleoside
<220> FEATURE:
<221> NAME/KEY: misc_feature
<222> LOCATION: (10)..(10)
<223> OTHER INFORMATION: 2'-OCH3 modified nucleoside
<220> FEATURE:
<221> NAME/KEY: misc_feature
<222> LOCATION: (11)..(11)
<223> OTHER INFORMATION: 2'-F modified nucleoside
<220> FEATURE:
<221> NAME/KEY: misc_feature
<222> LOCATION: (12)..(12)
<223> OTHER INFORMATION: 2'-OCH3 modified nucleoside
<220> FEATURE:
<221> NAME/KEY: misc_feature
<222> LOCATION: (13)..(13)
<223> OTHER INFORMATION: 2'-F modified nucleoside
<220> FEATURE:
<221> NAME/KEY: misc_feature
<222> LOCATION: (14)..(14)
<223> OTHER INFORMATION: 2'-OCH3 modified nucleoside
<220> FEATURE:
<221> NAME/KEY: misc_feature
<222> LOCATION: (15)..(15)
<223> OTHER INFORMATION: 2'-F modified nucleoside
<220> FEATURE:
<221> NAME/KEY: misc_feature
<222> LOCATION: (16)..(16)
<223> OTHER INFORMATION: 2'-OCH3 modified nucleoside
<220> FEATURE:
<221> NAME/KEY: misc_feature
<222> LOCATION: (17)..(17)
<223> OTHER INFORMATION: 2'-F modified nucleoside
<220> FEATURE:
<221> NAME/KEY: misc_feature
<222> LOCATION: (18)..(18)
<223> OTHER INFORMATION: 2'-OCH3 modified nucleoside
<220> FEATURE:
<221> NAME/KEY: misc_feature
<222> LOCATION: (19)..(19)
<223> OTHER INFORMATION: 2'-F modified nucleoside
<220> FEATURE:
<221> NAME/KEY: misc_feature
<222> LOCATION: (20)..(20)
<223> OTHER INFORMATION: 2'-OCH3 modified nucleoside
```

```
<400> SEQUENCE: 27
```

```
uuugucucug guccuuacuu
```

20

```
<210> SEQ ID NO 28
<211> LENGTH: 18
<212> TYPE: RNA
<213> ORGANISM: Artificial
<220> FEATURE:
<223> OTHER INFORMATION: Synthetic Construct
<220> FEATURE:
<221> NAME/KEY: misc_feature
<222> LOCATION: (1)..(18)
<223> OTHER INFORMATION: phosphodiester linkages
<220> FEATURE:
<221> NAME/KEY: misc_feature
<222> LOCATION: (1)..(1)
```

-continued

```
<223> OTHER INFORMATION: 2'-OCH3 modified nucleoside
<220> FEATURE:
<221> NAME/KEY: misc_feature
<222> LOCATION: (2)..(2)
<223> OTHER INFORMATION: 2'-F modified nucleoside
<220> FEATURE:
<221> NAME/KEY: misc_feature
<222> LOCATION: (3)..(3)
<223> OTHER INFORMATION: 2'-OCH3 modified nucleoside
<220> FEATURE:
<221> NAME/KEY: misc_feature
<222> LOCATION: (4)..(4)
<223> OTHER INFORMATION: 2'-F modified nucleoside
<220> FEATURE:
<221> NAME/KEY: misc_feature
<222> LOCATION: (5)..(5)
<223> OTHER INFORMATION: 2'-OCH3 modified nucleoside
<220> FEATURE:
<221> NAME/KEY: misc_feature
<222> LOCATION: (6)..(6)
<223> OTHER INFORMATION: 2'-F modified nucleoside
<220> FEATURE:
<221> NAME/KEY: misc_feature
<222> LOCATION: (7)..(7)
<223> OTHER INFORMATION: 2'-OCH3 modified nucleoside
<220> FEATURE:
<221> NAME/KEY: misc_feature
<222> LOCATION: (8)..(8)
<223> OTHER INFORMATION: 2'-F modified nucleoside
<220> FEATURE:
<221> NAME/KEY: misc_feature
<222> LOCATION: (9)..(9)
<223> OTHER INFORMATION: 2'-OCH3 modified nucleoside
<220> FEATURE:
<221> NAME/KEY: misc_feature
<222> LOCATION: (10)..(10)
<223> OTHER INFORMATION: 2'-F modified nucleoside
<220> FEATURE:
<221> NAME/KEY: misc_feature
<222> LOCATION: (11)..(11)
<223> OTHER INFORMATION: 2'-OCH3 modified nucleoside
<220> FEATURE:
<221> NAME/KEY: misc_feature
<222> LOCATION: (12)..(12)
<223> OTHER INFORMATION: 2'-F modified nucleoside
<220> FEATURE:
<221> NAME/KEY: misc_feature
<222> LOCATION: (13)..(13)
<223> OTHER INFORMATION: 2'-OCH3 modified nucleoside
<220> FEATURE:
<221> NAME/KEY: misc_feature
<222> LOCATION: (14)..(14)
<223> OTHER INFORMATION: 2'-F modified nucleoside
<220> FEATURE:
<221> NAME/KEY: misc_feature
<222> LOCATION: (15)..(15)
<223> OTHER INFORMATION: 2'-OCH3 modified nucleoside
<220> FEATURE:
<221> NAME/KEY: misc_feature
<222> LOCATION: (16)..(16)
<223> OTHER INFORMATION: 2'-F modified nucleoside
<220> FEATURE:
<221> NAME/KEY: misc_feature
<222> LOCATION: (17)..(17)
<223> OTHER INFORMATION: 2'-OCH3 modified nucleoside
<220> FEATURE:
<221> NAME/KEY: misc_feature
<222> LOCATION: (18)..(18)
<223> OTHER INFORMATION: 2'-F modified nucleoside
```

```
<400> SEQUENCE: 28
```

```
uuugucuggu ccuacuu
```

18

```
<210> SEQ ID NO 29
<211> LENGTH: 18
<212> TYPE: RNA
<213> ORGANISM: Artificial
```

-continued

```
<220> FEATURE:
<223> OTHER INFORMATION: Synthetic Construct
<220> FEATURE:
<221> NAME/KEY: misc_feature
<222> LOCATION: (1)..(18)
<223> OTHER INFORMATION: phosphorothioate linkages
<220> FEATURE:
<221> NAME/KEY: misc_feature
<222> LOCATION: (1)..(1)
<223> OTHER INFORMATION: 2'-OCH3 modified nucleoside
<220> FEATURE:
<221> NAME/KEY: misc_feature
<222> LOCATION: (2)..(2)
<223> OTHER INFORMATION: 2'-F modified nucleoside
<220> FEATURE:
<221> NAME/KEY: misc_feature
<222> LOCATION: (3)..(3)
<223> OTHER INFORMATION: 2'-OCH3 modified nucleoside
<220> FEATURE:
<221> NAME/KEY: misc_feature
<222> LOCATION: (4)..(4)
<223> OTHER INFORMATION: 2'-F modified nucleoside
<220> FEATURE:
<221> NAME/KEY: misc_feature
<222> LOCATION: (5)..(5)
<223> OTHER INFORMATION: 2'-OCH3 modified nucleoside
<220> FEATURE:
<221> NAME/KEY: misc_feature
<222> LOCATION: (6)..(6)
<223> OTHER INFORMATION: 2'-F modified nucleoside
<220> FEATURE:
<221> NAME/KEY: misc_feature
<222> LOCATION: (7)..(7)
<223> OTHER INFORMATION: 2'-OCH3 modified nucleoside
<220> FEATURE:
<221> NAME/KEY: misc_feature
<222> LOCATION: (8)..(8)
<223> OTHER INFORMATION: 2'-F modified nucleoside
<220> FEATURE:
<221> NAME/KEY: misc_feature
<222> LOCATION: (9)..(9)
<223> OTHER INFORMATION: 2'-OCH3 modified nucleoside
<220> FEATURE:
<221> NAME/KEY: misc_feature
<222> LOCATION: (10)..(10)
<223> OTHER INFORMATION: 2'-F modified nucleoside
<220> FEATURE:
<221> NAME/KEY: misc_feature
<222> LOCATION: (11)..(11)
<223> OTHER INFORMATION: 2'-OCH3 modified nucleoside
<220> FEATURE:
<221> NAME/KEY: misc_feature
<222> LOCATION: (12)..(12)
<223> OTHER INFORMATION: 2'-F modified nucleoside
<220> FEATURE:
<221> NAME/KEY: misc_feature
<222> LOCATION: (13)..(13)
<223> OTHER INFORMATION: 2'-OCH3 modified nucleoside
<220> FEATURE:
<221> NAME/KEY: misc_feature
<222> LOCATION: (14)..(14)
<223> OTHER INFORMATION: 2'-F modified nucleoside
<220> FEATURE:
<221> NAME/KEY: misc_feature
<222> LOCATION: (15)..(15)
<223> OTHER INFORMATION: 2'-OCH3 modified nucleoside
<220> FEATURE:
<221> NAME/KEY: misc_feature
<222> LOCATION: (16)..(16)
<223> OTHER INFORMATION: 2'-F modified nucleoside
<220> FEATURE:
<221> NAME/KEY: misc_feature
<222> LOCATION: (17)..(17)
<223> OTHER INFORMATION: 2'-OCH3 modified nucleoside
<220> FEATURE:
<221> NAME/KEY: misc_feature
<222> LOCATION: (18)..(18)
<223> OTHER INFORMATION: 2'-F modified nucleoside
```

-continued

<400> SEQUENCE: 29

uuugucuggu ccuacuu

18

<210> SEQ ID NO 30
<211> LENGTH: 20
<212> TYPE: RNA
<213> ORGANISM: Artificial
<220> FEATURE:
<223> OTHER INFORMATION: Synthetic Construct
<220> FEATURE:
<221> NAME/KEY: misc_feature
<222> LOCATION: (1)..(20)
<223> OTHER INFORMATION: phosphodiester linkages
<220> FEATURE:
<221> NAME/KEY: misc_feature
<222> LOCATION: (2)..(2)
<223> OTHER INFORMATION: 2'-F modified nucleoside
<220> FEATURE:
<221> NAME/KEY: misc_feature
<222> LOCATION: (4)..(4)
<223> OTHER INFORMATION: 2'-F modified nucleoside
<220> FEATURE:
<221> NAME/KEY: misc_feature
<222> LOCATION: (6)..(6)
<223> OTHER INFORMATION: 2'-F modified nucleoside
<220> FEATURE:
<221> NAME/KEY: misc_feature
<222> LOCATION: (8)..(8)
<223> OTHER INFORMATION: 2'-F modified nucleoside
<220> FEATURE:
<221> NAME/KEY: misc_feature
<222> LOCATION: (10)..(10)
<223> OTHER INFORMATION: 2'-F modified nucleoside
<220> FEATURE:
<221> NAME/KEY: misc_feature
<222> LOCATION: (12)..(12)
<223> OTHER INFORMATION: 2'-F modified nucleoside
<220> FEATURE:
<221> NAME/KEY: misc_feature
<222> LOCATION: (14)..(14)
<223> OTHER INFORMATION: 2'-F modified nucleoside
<220> FEATURE:
<221> NAME/KEY: misc_feature
<222> LOCATION: (16)..(16)
<223> OTHER INFORMATION: 2'-F modified nucleoside
<220> FEATURE:
<221> NAME/KEY: misc_feature
<222> LOCATION: (18)..(18)
<223> OTHER INFORMATION: 2'-F modified nucleoside
<220> FEATURE:
<221> NAME/KEY: misc_feature
<222> LOCATION: (20)..(20)
<223> OTHER INFORMATION: 2'-F modified nucleoside

<400> SEQUENCE: 30

uuugucucug guccuacuu

20

<210> SEQ ID NO 31
<211> LENGTH: 20
<212> TYPE: RNA
<213> ORGANISM: Artificial
<220> FEATURE:
<223> OTHER INFORMATION: Synthetic Construct
<220> FEATURE:
<221> NAME/KEY: misc_feature
<222> LOCATION: (1)..(20)
<223> OTHER INFORMATION: phosphorothioate linkages
<220> FEATURE:
<221> NAME/KEY: misc_feature
<222> LOCATION: (2)..(2)
<223> OTHER INFORMATION: 2'-F modified nucleoside
<220> FEATURE:
<221> NAME/KEY: misc_feature
<222> LOCATION: (4)..(4)
<223> OTHER INFORMATION: 2'-F modified nucleoside

-continued

```

<220> FEATURE:
<221> NAME/KEY: misc_feature
<222> LOCATION: (6)..(6)
<223> OTHER INFORMATION: 2'-F modified nucleoside
<220> FEATURE:
<221> NAME/KEY: misc_feature
<222> LOCATION: (8)..(8)
<223> OTHER INFORMATION: 2'-F modified nucleoside
<220> FEATURE:
<221> NAME/KEY: misc_feature
<222> LOCATION: (10)..(10)
<223> OTHER INFORMATION: 2'-F modified nucleoside
<220> FEATURE:
<221> NAME/KEY: misc_feature
<222> LOCATION: (12)..(12)
<223> OTHER INFORMATION: 2'-F modified nucleoside
<220> FEATURE:
<221> NAME/KEY: misc_feature
<222> LOCATION: (14)..(14)
<223> OTHER INFORMATION: 2'-F modified nucleoside
<220> FEATURE:
<221> NAME/KEY: misc_feature
<222> LOCATION: (16)..(16)
<223> OTHER INFORMATION: 2'-F modified nucleoside
<220> FEATURE:
<221> NAME/KEY: misc_feature
<222> LOCATION: (18)..(18)
<223> OTHER INFORMATION: 2'-F modified nucleoside
<220> FEATURE:
<221> NAME/KEY: misc_feature
<222> LOCATION: (20)..(20)
<223> OTHER INFORMATION: 2'-F modified nucleoside

```

```

<400> SEQUENCE: 31

```

```

uuugucucug guccuuacuu

```

20

```

<210> SEQ ID NO 32
<211> LENGTH: 20
<212> TYPE: RNA
<213> ORGANISM: Artificial
<220> FEATURE:
<223> OTHER INFORMATION: Synthetic Construct
<220> FEATURE:
<221> NAME/KEY: misc_feature
<222> LOCATION: (1)..(20)
<223> OTHER INFORMATION: phosphodiester linkages
<220> FEATURE:
<221> NAME/KEY: misc_feature
<222> LOCATION: (1)..(1)
<223> OTHER INFORMATION: 2'-F modified nucleoside
<220> FEATURE:
<221> NAME/KEY: misc_feature
<222> LOCATION: (3)..(3)
<223> OTHER INFORMATION: 2'-F modified nucleoside
<220> FEATURE:
<221> NAME/KEY: misc_feature
<222> LOCATION: (5)..(5)
<223> OTHER INFORMATION: 2'-F modified nucleoside
<220> FEATURE:
<221> NAME/KEY: misc_feature
<222> LOCATION: (7)..(7)
<223> OTHER INFORMATION: 2'-F modified nucleoside
<220> FEATURE:
<221> NAME/KEY: misc_feature
<222> LOCATION: (9)..(9)
<223> OTHER INFORMATION: 2'-F modified nucleoside
<220> FEATURE:
<221> NAME/KEY: misc_feature
<222> LOCATION: (11)..(11)
<223> OTHER INFORMATION: 2'-F modified nucleoside
<220> FEATURE:
<221> NAME/KEY: misc_feature
<222> LOCATION: (13)..(13)
<223> OTHER INFORMATION: 2'-F modified nucleoside
<220> FEATURE:
<221> NAME/KEY: misc_feature
<222> LOCATION: (15)..(15)

```

-continued

<223> OTHER INFORMATION: 2'-F modified nucleoside
<220> FEATURE:
<221> NAME/KEY: misc_feature
<222> LOCATION: (17)..(17)
<223> OTHER INFORMATION: 2'-F modified nucleoside
<220> FEATURE:
<221> NAME/KEY: misc_feature
<222> LOCATION: (19)..(19)
<223> OTHER INFORMATION: 2'-F modified nucleoside

<400> SEQUENCE: 32

uuugucucug guccuuacuu

20

<210> SEQ ID NO 33
<211> LENGTH: 20
<212> TYPE: RNA
<213> ORGANISM: Artificial
<220> FEATURE:
<223> OTHER INFORMATION: Synthetic Construct
<220> FEATURE:
<221> NAME/KEY: misc_feature
<222> LOCATION: (1)..(20)
<223> OTHER INFORMATION: phosphorothioate linkages
<220> FEATURE:
<221> NAME/KEY: misc_feature
<222> LOCATION: (1)..(1)
<223> OTHER INFORMATION: 2'-F modified nucleoside
<220> FEATURE:
<221> NAME/KEY: misc_feature
<222> LOCATION: (3)..(3)
<223> OTHER INFORMATION: 2'-F modified nucleoside
<220> FEATURE:
<221> NAME/KEY: misc_feature
<222> LOCATION: (5)..(5)
<223> OTHER INFORMATION: 2'-F modified nucleoside
<220> FEATURE:
<221> NAME/KEY: misc_feature
<222> LOCATION: (7)..(7)
<223> OTHER INFORMATION: 2'-F modified nucleoside
<220> FEATURE:
<221> NAME/KEY: misc_feature
<222> LOCATION: (9)..(9)
<223> OTHER INFORMATION: 2'-F modified nucleoside
<220> FEATURE:
<221> NAME/KEY: misc_feature
<222> LOCATION: (11)..(11)
<223> OTHER INFORMATION: 2'-F modified nucleoside
<220> FEATURE:
<221> NAME/KEY: misc_feature
<222> LOCATION: (13)..(13)
<223> OTHER INFORMATION: 2'-F modified nucleoside
<220> FEATURE:
<221> NAME/KEY: misc_feature
<222> LOCATION: (15)..(15)
<223> OTHER INFORMATION: 2'-F modified nucleoside
<220> FEATURE:
<221> NAME/KEY: misc_feature
<222> LOCATION: (17)..(17)
<223> OTHER INFORMATION: 2'-F modified nucleoside
<220> FEATURE:
<221> NAME/KEY: misc_feature
<222> LOCATION: (19)..(19)
<223> OTHER INFORMATION: 2'-F modified nucleoside

<400> SEQUENCE: 33

uuugucucug guccuuacuu

20

<210> SEQ ID NO 34
<211> LENGTH: 20
<212> TYPE: RNA
<213> ORGANISM: Artificial
<220> FEATURE:
<223> OTHER INFORMATION: Synthetic Construct
<220> FEATURE:
<221> NAME/KEY: misc_feature

-continued

```

<222> LOCATION: (1)..(20)
<223> OTHER INFORMATION: phosphodiester linkages
<220> FEATURE:
<221> NAME/KEY: misc_feature
<222> LOCATION: (1)..(1)
<223> OTHER INFORMATION: 2'-F modified nucleoside
<220> FEATURE:
<221> NAME/KEY: misc_feature
<222> LOCATION: (3)..(3)
<223> OTHER INFORMATION: 2'-F modified nucleoside
<220> FEATURE:
<221> NAME/KEY: misc_feature
<222> LOCATION: (5)..(5)
<223> OTHER INFORMATION: 2'-F modified nucleoside
<220> FEATURE:
<221> NAME/KEY: misc_feature
<222> LOCATION: (7)..(7)
<223> OTHER INFORMATION: 2'-F modified nucleoside
<220> FEATURE:
<221> NAME/KEY: misc_feature
<222> LOCATION: (9)..(9)
<223> OTHER INFORMATION: 2'-F modified nucleoside
<220> FEATURE:
<221> NAME/KEY: misc_feature
<222> LOCATION: (11)..(11)
<223> OTHER INFORMATION: 2'-F modified nucleoside
<220> FEATURE:
<221> NAME/KEY: misc_feature
<222> LOCATION: (13)..(13)
<223> OTHER INFORMATION: 2'-F modified nucleoside
<220> FEATURE:
<221> NAME/KEY: misc_feature
<222> LOCATION: (15)..(15)
<223> OTHER INFORMATION: 2'-F modified nucleoside
<220> FEATURE:
<221> NAME/KEY: misc_feature
<222> LOCATION: (17)..(17)
<223> OTHER INFORMATION: 2'-F modified nucleoside
<220> FEATURE:
<221> NAME/KEY: misc_feature
<222> LOCATION: (19)..(19)
<223> OTHER INFORMATION: 2'-F modified nucleoside

<400> SEQUENCE: 34

aaguaaggac cagagacaaa

```

20

```

<210> SEQ ID NO 35
<211> LENGTH: 20
<212> TYPE: RNA
<213> ORGANISM: Artificial
<220> FEATURE:
<223> OTHER INFORMATION: Synthetic Construct
<220> FEATURE:
<221> NAME/KEY: misc_feature
<222> LOCATION: (1)..(20)
<223> OTHER INFORMATION: phosphodiester linkages
<220> FEATURE:
<221> NAME/KEY: misc_feature
<222> LOCATION: (2)..(2)
<223> OTHER INFORMATION: 2'-F modified nucleoside
<220> FEATURE:
<221> NAME/KEY: misc_feature
<222> LOCATION: (4)..(4)
<223> OTHER INFORMATION: 2'-F modified nucleoside
<220> FEATURE:
<221> NAME/KEY: misc_feature
<222> LOCATION: (6)..(6)
<223> OTHER INFORMATION: 2'-F modified nucleoside
<220> FEATURE:
<221> NAME/KEY: misc_feature
<222> LOCATION: (8)..(8)
<223> OTHER INFORMATION: 2'-F modified nucleoside
<220> FEATURE:
<221> NAME/KEY: misc_feature
<222> LOCATION: (10)..(10)
<223> OTHER INFORMATION: 2'-F modified nucleoside
<220> FEATURE:

```

-continued

```
<221> NAME/KEY: misc_feature
<222> LOCATION: (12)..(12)
<223> OTHER INFORMATION: 2'-F modified nucleoside
<220> FEATURE:
<221> NAME/KEY: misc_feature
<222> LOCATION: (14)..(14)
<223> OTHER INFORMATION: 2'-F modified nucleoside
<220> FEATURE:
<221> NAME/KEY: misc_feature
<222> LOCATION: (16)..(16)
<223> OTHER INFORMATION: 2'-F modified nucleoside
<220> FEATURE:
<221> NAME/KEY: misc_feature
<222> LOCATION: (18)..(18)
<223> OTHER INFORMATION: 2'-F modified nucleoside
<220> FEATURE:
<221> NAME/KEY: misc_feature
<222> LOCATION: (20)..(20)
<223> OTHER INFORMATION: 2'-F modified nucleoside
```

```
<400> SEQUENCE: 35
```

```
aaguaaggac cagagacaaa
```

20

```
<210> SEQ ID NO 36
<211> LENGTH: 20
<212> TYPE: DNA
<213> ORGANISM: Artificial
<220> FEATURE:
<223> OTHER INFORMATION: Synthetic Construct
<220> FEATURE:
<221> NAME/KEY: misc_feature
<222> LOCATION: (1)..(20)
<223> OTHER INFORMATION: phosphorothioate linkages
<220> FEATURE:
<221> NAME/KEY: misc_feature
<222> LOCATION: (1)..(1)
<223> OTHER INFORMATION: 2'-H
<220> FEATURE:
<221> NAME/KEY: misc_feature
<222> LOCATION: (2)..(2)
<223> OTHER INFORMATION: 2'-O-methoxyethyl
<220> FEATURE:
<221> NAME/KEY: misc_feature
<222> LOCATION: (3)..(3)
<223> OTHER INFORMATION: 2'-H
<220> FEATURE:
<221> NAME/KEY: misc_feature
<222> LOCATION: (4)..(4)
<223> OTHER INFORMATION: 2'-O-methoxyethyl
<220> FEATURE:
<221> NAME/KEY: misc_feature
<222> LOCATION: (5)..(5)
<223> OTHER INFORMATION: 2'-H
<220> FEATURE:
<221> NAME/KEY: misc_feature
<222> LOCATION: (6)..(6)
<223> OTHER INFORMATION: 5'-methyl cytidine
<220> FEATURE:
<221> NAME/KEY: misc_feature
<222> LOCATION: (6)..(6)
<223> OTHER INFORMATION: 2'-O-methoxyethyl
<220> FEATURE:
<221> NAME/KEY: misc_feature
<222> LOCATION: (7)..(7)
<223> OTHER INFORMATION: 2'-H
<220> FEATURE:
<221> NAME/KEY: misc_feature
<222> LOCATION: (8)..(8)
<223> OTHER INFORMATION: 5'-methyl cytidine
<220> FEATURE:
<221> NAME/KEY: misc_feature
<222> LOCATION: (8)..(8)
<223> OTHER INFORMATION: 2'-O-methoxyethyl
<220> FEATURE:
<221> NAME/KEY: misc_feature
<222> LOCATION: (9)..(9)
<223> OTHER INFORMATION: 2'-H
```

-continued

```

<220> FEATURE:
<221> NAME/KEY: misc_feature
<222> LOCATION: (10)..(10)
<223> OTHER INFORMATION: 2'-O-methoxyethyl
<220> FEATURE:
<221> NAME/KEY: misc_feature
<222> LOCATION: (11)..(11)
<223> OTHER INFORMATION: 2'-H
<220> FEATURE:
<221> NAME/KEY: misc_feature
<222> LOCATION: (12)..(12)
<223> OTHER INFORMATION: 2'-O-methoxyethyl
<220> FEATURE:
<221> NAME/KEY: misc_feature
<222> LOCATION: (13)..(14)
<223> OTHER INFORMATION: 5'-methyl cytidine
<220> FEATURE:
<221> NAME/KEY: misc_feature
<222> LOCATION: (13)..(13)
<223> OTHER INFORMATION: 2'-H
<220> FEATURE:
<221> NAME/KEY: misc_feature
<222> LOCATION: (14)..(14)
<223> OTHER INFORMATION: 2'-O-methoxyethyl
<220> FEATURE:
<221> NAME/KEY: misc_feature
<222> LOCATION: (15)..(15)
<223> OTHER INFORMATION: 2'-H
<220> FEATURE:
<221> NAME/KEY: misc_feature
<222> LOCATION: (16)..(16)
<223> OTHER INFORMATION: 2'-O-methoxyethyl
<220> FEATURE:
<221> NAME/KEY: misc_feature
<222> LOCATION: (17)..(17)
<223> OTHER INFORMATION: 2'-H
<220> FEATURE:
<221> NAME/KEY: misc_feature
<222> LOCATION: (18)..(18)
<223> OTHER INFORMATION: 5'-methyl cytidine
<220> FEATURE:
<221> NAME/KEY: misc_feature
<222> LOCATION: (18)..(18)
<223> OTHER INFORMATION: 2'-O-methoxyethyl
<220> FEATURE:
<221> NAME/KEY: misc_feature
<222> LOCATION: (19)..(19)
<223> OTHER INFORMATION: 2'-H
<220> FEATURE:
<221> NAME/KEY: misc_feature
<222> LOCATION: (20)..(20)
<223> OTHER INFORMATION: 2'-O-methoxyethyl

```

```

<400> SEQUENCE: 36

```

```

tttgtctctg gtccttactt

```

20

```

<210> SEQ ID NO 37
<211> LENGTH: 20
<212> TYPE: DNA
<213> ORGANISM: Artificial
<220> FEATURE:
<223> OTHER INFORMATION: Synthetic Construct
<220> FEATURE:
<221> NAME/KEY: misc_feature
<222> LOCATION: (1)..(20)
<223> OTHER INFORMATION: phosphorothioate linkages
<220> FEATURE:
<221> NAME/KEY: misc_feature
<222> LOCATION: (1)..(1)
<223> OTHER INFORMATION: 2'-O-methoxyethyl
<220> FEATURE:
<221> NAME/KEY: misc_feature
<222> LOCATION: (2)..(2)
<223> OTHER INFORMATION: 2'-H
<220> FEATURE:
<221> NAME/KEY: misc_feature
<222> LOCATION: (3)..(3)

```

-continued

<223> OTHER INFORMATION: 2'-O-methoxyethyl
<220> FEATURE:
<221> NAME/KEY: misc_feature
<222> LOCATION: (4)..(4)
<223> OTHER INFORMATION: 2'-H
<220> FEATURE:
<221> NAME/KEY: misc_feature
<222> LOCATION: (5)..(5)
<223> OTHER INFORMATION: 2'-O-methoxyethyl
<220> FEATURE:
<221> NAME/KEY: misc_feature
<222> LOCATION: (6)..(6)
<223> OTHER INFORMATION: 5'-methyl cytidine
<220> FEATURE:
<221> NAME/KEY: misc_feature
<222> LOCATION: (6)..(6)
<223> OTHER INFORMATION: 2'-H
<220> FEATURE:
<221> NAME/KEY: misc_feature
<222> LOCATION: (7)..(7)
<223> OTHER INFORMATION: 2'-O-methoxyethyl
<220> FEATURE:
<221> NAME/KEY: misc_feature
<222> LOCATION: (8)..(8)
<223> OTHER INFORMATION: 5'-methyl cytidine
<220> FEATURE:
<221> NAME/KEY: misc_feature
<222> LOCATION: (8)..(8)
<223> OTHER INFORMATION: 2'-H
<220> FEATURE:
<221> NAME/KEY: misc_feature
<222> LOCATION: (9)..(9)
<223> OTHER INFORMATION: 2'-O-methoxyethyl
<220> FEATURE:
<221> NAME/KEY: misc_feature
<222> LOCATION: (10)..(10)
<223> OTHER INFORMATION: 2'-H
<220> FEATURE:
<221> NAME/KEY: misc_feature
<222> LOCATION: (11)..(11)
<223> OTHER INFORMATION: 2'-O-methoxyethyl
<220> FEATURE:
<221> NAME/KEY: misc_feature
<222> LOCATION: (12)..(12)
<223> OTHER INFORMATION: 2'-H
<220> FEATURE:
<221> NAME/KEY: misc_feature
<222> LOCATION: (13)..(14)
<223> OTHER INFORMATION: 5'-methyl cytidine
<220> FEATURE:
<221> NAME/KEY: misc_feature
<222> LOCATION: (13)..(13)
<223> OTHER INFORMATION: 2'-O-methoxyethyl
<220> FEATURE:
<221> NAME/KEY: misc_feature
<222> LOCATION: (14)..(14)
<223> OTHER INFORMATION: 2'-H
<220> FEATURE:
<221> NAME/KEY: misc_feature
<222> LOCATION: (15)..(15)
<223> OTHER INFORMATION: 2'-O-methoxyethyl
<220> FEATURE:
<221> NAME/KEY: misc_feature
<222> LOCATION: (16)..(16)
<223> OTHER INFORMATION: 2'-H
<220> FEATURE:
<221> NAME/KEY: misc_feature
<222> LOCATION: (17)..(17)
<223> OTHER INFORMATION: 2'-O-methoxyethyl
<220> FEATURE:
<221> NAME/KEY: misc_feature
<222> LOCATION: (18)..(18)
<223> OTHER INFORMATION: 5'-methyl cytidine
<220> FEATURE:
<221> NAME/KEY: misc_feature
<222> LOCATION: (18)..(18)
<223> OTHER INFORMATION: 2'-H
<220> FEATURE:
<221> NAME/KEY: misc_feature

-continued

<222> LOCATION: (19)..(19)
<223> OTHER INFORMATION: 2'-O-methoxyethyl
<220> FEATURE:
<221> NAME/KEY: misc_feature
<222> LOCATION: (20)..(20)
<223> OTHER INFORMATION: 2'-H

<400> SEQUENCE: 37

ttgtctctg gtccttactt

20

<210> SEQ ID NO 38
<211> LENGTH: 20
<212> TYPE: DNA
<213> ORGANISM: Artificial
<220> FEATURE:
<223> OTHER INFORMATION: Synthetic Construct
<220> FEATURE:
<221> NAME/KEY: misc_feature
<222> LOCATION: (1)..(20)
<223> OTHER INFORMATION: phosphodiester linkages
<220> FEATURE:
<221> NAME/KEY: misc_feature
<222> LOCATION: (1)..(1)
<223> OTHER INFORMATION: 2'-H
<220> FEATURE:
<221> NAME/KEY: misc_feature
<222> LOCATION: (2)..(2)
<223> OTHER INFORMATION: 2'-O-methoxyethyl
<220> FEATURE:
<221> NAME/KEY: misc_feature
<222> LOCATION: (3)..(3)
<223> OTHER INFORMATION: 2'-H
<220> FEATURE:
<221> NAME/KEY: misc_feature
<222> LOCATION: (4)..(4)
<223> OTHER INFORMATION: 2'-O-methoxyethyl
<220> FEATURE:
<221> NAME/KEY: misc_feature
<222> LOCATION: (5)..(5)
<223> OTHER INFORMATION: 2'-H
<220> FEATURE:
<221> NAME/KEY: misc_feature
<222> LOCATION: (6)..(6)
<223> OTHER INFORMATION: 5'-methyl cytidine
<220> FEATURE:
<221> NAME/KEY: misc_feature
<222> LOCATION: (6)..(6)
<223> OTHER INFORMATION: 2'-O-methoxyethyl
<220> FEATURE:
<221> NAME/KEY: misc_feature
<222> LOCATION: (7)..(7)
<223> OTHER INFORMATION: 2'-H
<220> FEATURE:
<221> NAME/KEY: misc_feature
<222> LOCATION: (8)..(8)
<223> OTHER INFORMATION: 5'-methyl cytidine
<220> FEATURE:
<221> NAME/KEY: misc_feature
<222> LOCATION: (8)..(8)
<223> OTHER INFORMATION: 2'-O-methoxyethyl
<220> FEATURE:
<221> NAME/KEY: misc_feature
<222> LOCATION: (9)..(9)
<223> OTHER INFORMATION: 2'-H
<220> FEATURE:
<221> NAME/KEY: misc_feature
<222> LOCATION: (10)..(10)
<223> OTHER INFORMATION: 2'-O-methoxyethyl
<220> FEATURE:
<221> NAME/KEY: misc_feature
<222> LOCATION: (11)..(11)
<223> OTHER INFORMATION: 2'-H
<220> FEATURE:
<221> NAME/KEY: misc_feature
<222> LOCATION: (12)..(12)
<223> OTHER INFORMATION: 2'-O-methoxyethyl
<220> FEATURE:

-continued

```
<221> NAME/KEY: misc_feature
<222> LOCATION: (13)..(14)
<223> OTHER INFORMATION: 5'-methyl cytidine
<220> FEATURE:
<221> NAME/KEY: misc_feature
<222> LOCATION: (13)..(13)
<223> OTHER INFORMATION: 2'-H
<220> FEATURE:
<221> NAME/KEY: misc_feature
<222> LOCATION: (14)..(14)
<223> OTHER INFORMATION: 2'-O-methoxyethyl
<220> FEATURE:
<221> NAME/KEY: misc_feature
<222> LOCATION: (15)..(15)
<223> OTHER INFORMATION: 2'-H
<220> FEATURE:
<221> NAME/KEY: misc_feature
<222> LOCATION: (16)..(16)
<223> OTHER INFORMATION: 2'-O-methoxyethyl
<220> FEATURE:
<221> NAME/KEY: misc_feature
<222> LOCATION: (17)..(17)
<223> OTHER INFORMATION: 2'-H
<220> FEATURE:
<221> NAME/KEY: misc_feature
<222> LOCATION: (18)..(18)
<223> OTHER INFORMATION: 5'-methyl cytidine
<220> FEATURE:
<221> NAME/KEY: misc_feature
<222> LOCATION: (18)..(18)
<223> OTHER INFORMATION: 2'-O-methoxyethyl
<220> FEATURE:
<221> NAME/KEY: misc_feature
<222> LOCATION: (19)..(19)
<223> OTHER INFORMATION: 2'-H
<220> FEATURE:
<221> NAME/KEY: misc_feature
<222> LOCATION: (20)..(20)
<223> OTHER INFORMATION: 2'-O-methoxyethyl
```

```
<400> SEQUENCE: 38
```

```
tttgtctctg gtccttactt
```

20

```
<210> SEQ ID NO 39
<211> LENGTH: 20
<212> TYPE: DNA
<213> ORGANISM: Artificial
<220> FEATURE:
<223> OTHER INFORMATION: Synthetic Construct
<220> FEATURE:
<221> NAME/KEY: misc_feature
<222> LOCATION: (1)..(20)
<223> OTHER INFORMATION: phosphodiester linkages
<220> FEATURE:
<221> NAME/KEY: misc_feature
<222> LOCATION: (1)..(1)
<223> OTHER INFORMATION: 2'-O-methoxyethyl
<220> FEATURE:
<221> NAME/KEY: misc_feature
<222> LOCATION: (2)..(2)
<223> OTHER INFORMATION: 2'-H
<220> FEATURE:
<221> NAME/KEY: misc_feature
<222> LOCATION: (3)..(3)
<223> OTHER INFORMATION: 2'-O-methoxyethyl
<220> FEATURE:
<221> NAME/KEY: misc_feature
<222> LOCATION: (4)..(4)
<223> OTHER INFORMATION: 2'-H
<220> FEATURE:
<221> NAME/KEY: misc_feature
<222> LOCATION: (5)..(5)
<223> OTHER INFORMATION: 2'-O-methoxyethyl
<220> FEATURE:
<221> NAME/KEY: misc_feature
<222> LOCATION: (6)..(6)
<223> OTHER INFORMATION: 5'-methyl cytidine
```

-continued

```
<220> FEATURE:
<221> NAME/KEY: misc_feature
<222> LOCATION: (6)..(6)
<223> OTHER INFORMATION: 2'-H
<220> FEATURE:
<221> NAME/KEY: misc_feature
<222> LOCATION: (7)..(7)
<223> OTHER INFORMATION: 2'-O-methoxyethyl
<220> FEATURE:
<221> NAME/KEY: misc_feature
<222> LOCATION: (8)..(8)
<223> OTHER INFORMATION: 5'-methyl cytidine
<220> FEATURE:
<221> NAME/KEY: misc_feature
<222> LOCATION: (8)..(8)
<223> OTHER INFORMATION: 2'-H
<220> FEATURE:
<221> NAME/KEY: misc_feature
<222> LOCATION: (9)..(9)
<223> OTHER INFORMATION: 2'-O-methoxyethyl
<220> FEATURE:
<221> NAME/KEY: misc_feature
<222> LOCATION: (10)..(10)
<223> OTHER INFORMATION: 2'-H
<220> FEATURE:
<221> NAME/KEY: misc_feature
<222> LOCATION: (11)..(11)
<223> OTHER INFORMATION: 2'-O-methoxyethyl
<220> FEATURE:
<221> NAME/KEY: misc_feature
<222> LOCATION: (12)..(12)
<223> OTHER INFORMATION: 2'-H
<220> FEATURE:
<221> NAME/KEY: misc_feature
<222> LOCATION: (13)..(14)
<223> OTHER INFORMATION: 5'-methyl cytidine
<220> FEATURE:
<221> NAME/KEY: misc_feature
<222> LOCATION: (13)..(13)
<223> OTHER INFORMATION: 2'-O-methoxyethyl
<220> FEATURE:
<221> NAME/KEY: misc_feature
<222> LOCATION: (14)..(14)
<223> OTHER INFORMATION: 2'-H
<220> FEATURE:
<221> NAME/KEY: misc_feature
<222> LOCATION: (15)..(15)
<223> OTHER INFORMATION: 2'-O-methoxyethyl
<220> FEATURE:
<221> NAME/KEY: misc_feature
<222> LOCATION: (16)..(16)
<223> OTHER INFORMATION: 2'-H
<220> FEATURE:
<221> NAME/KEY: misc_feature
<222> LOCATION: (17)..(17)
<223> OTHER INFORMATION: 2'-O-methoxyethyl
<220> FEATURE:
<221> NAME/KEY: misc_feature
<222> LOCATION: (18)..(18)
<223> OTHER INFORMATION: 5'-methyl cytidine
<220> FEATURE:
<221> NAME/KEY: misc_feature
<222> LOCATION: (18)..(18)
<223> OTHER INFORMATION: 2'-H
<220> FEATURE:
<221> NAME/KEY: misc_feature
<222> LOCATION: (19)..(19)
<223> OTHER INFORMATION: 2'-O-methoxyethyl
<220> FEATURE:
<221> NAME/KEY: misc_feature
<222> LOCATION: (20)..(20)
<223> OTHER INFORMATION: 2'-H
```

```
<400> SEQUENCE: 39
```

```
tttgtctctg gtccttactt
```

20

```
<210> SEQ ID NO 40
```

-continued

<211> LENGTH: 20
<212> TYPE: DNA
<213> ORGANISM: Artificial
<220> FEATURE:
<223> OTHER INFORMATION: Synthetic Construct
<220> FEATURE:
<221> NAME/KEY: misc_feature
<222> LOCATION: (1)..(20)
<223> OTHER INFORMATION: phosphorothioate linkages
<220> FEATURE:
<221> NAME/KEY: misc_feature
<222> LOCATION: (1)..(1)
<223> OTHER INFORMATION: 2'-H
<220> FEATURE:
<221> NAME/KEY: misc_feature
<222> LOCATION: (2)..(2)
<223> OTHER INFORMATION: 2'-O-methoxyethyl
<220> FEATURE:
<221> NAME/KEY: misc_feature
<222> LOCATION: (3)..(3)
<223> OTHER INFORMATION: 2'-H
<220> FEATURE:
<221> NAME/KEY: misc_feature
<222> LOCATION: (4)..(4)
<223> OTHER INFORMATION: 2'-O-methoxyethyl
<220> FEATURE:
<221> NAME/KEY: misc_feature
<222> LOCATION: (5)..(5)
<223> OTHER INFORMATION: 2'-H
<220> FEATURE:
<221> NAME/KEY: misc_feature
<222> LOCATION: (6)..(6)
<223> OTHER INFORMATION: 5'-methyl cytidine
<220> FEATURE:
<221> NAME/KEY: misc_feature
<222> LOCATION: (6)..(6)
<223> OTHER INFORMATION: 2'-O-methoxyethyl
<220> FEATURE:
<221> NAME/KEY: misc_feature
<222> LOCATION: (7)..(7)
<223> OTHER INFORMATION: 2'-H
<220> FEATURE:
<221> NAME/KEY: misc_feature
<222> LOCATION: (8)..(8)
<223> OTHER INFORMATION: 5'-methyl cytidine
<220> FEATURE:
<221> NAME/KEY: misc_feature
<222> LOCATION: (8)..(8)
<223> OTHER INFORMATION: 2'-O-methoxyethyl
<220> FEATURE:
<221> NAME/KEY: misc_feature
<222> LOCATION: (9)..(9)
<223> OTHER INFORMATION: 2'-H
<220> FEATURE:
<221> NAME/KEY: misc_feature
<222> LOCATION: (10)..(10)
<223> OTHER INFORMATION: 2'-O-methoxyethyl
<220> FEATURE:
<221> NAME/KEY: misc_feature
<222> LOCATION: (11)..(11)
<223> OTHER INFORMATION: 2'-H
<220> FEATURE:
<221> NAME/KEY: misc_feature
<222> LOCATION: (12)..(12)
<223> OTHER INFORMATION: 2'-O-methoxyethyl
<220> FEATURE:
<221> NAME/KEY: misc_feature
<222> LOCATION: (13)..(14)
<223> OTHER INFORMATION: 5'-methyl cytidine
<220> FEATURE:
<221> NAME/KEY: misc_feature
<222> LOCATION: (13)..(13)
<223> OTHER INFORMATION: 2'-H
<220> FEATURE:
<221> NAME/KEY: misc_feature
<222> LOCATION: (14)..(14)
<223> OTHER INFORMATION: 2'-O-methoxyethyl
<220> FEATURE:
<221> NAME/KEY: misc_feature

-continued

```

<222> LOCATION: (15)..(15)
<223> OTHER INFORMATION: 2'-H
<220> FEATURE:
<221> NAME/KEY: misc_feature
<222> LOCATION: (16)..(16)
<223> OTHER INFORMATION: 2'-O-methoxyethyl
<220> FEATURE:
<221> NAME/KEY: misc_feature
<222> LOCATION: (17)..(17)
<223> OTHER INFORMATION: 2'-H
<220> FEATURE:
<221> NAME/KEY: misc_feature
<222> LOCATION: (18)..(18)
<223> OTHER INFORMATION: 5'-methyl cytidine
<220> FEATURE:
<221> NAME/KEY: misc_feature
<222> LOCATION: (18)..(18)
<223> OTHER INFORMATION: 2'-O-methoxyethyl
<220> FEATURE:
<221> NAME/KEY: misc_feature
<222> LOCATION: (19)..(19)
<223> OTHER INFORMATION: 2'-H
<220> FEATURE:
<221> NAME/KEY: misc_feature
<222> LOCATION: (20)..(20)
<223> OTHER INFORMATION: 2'-O-methoxyethyl

```

```

<400> SEQUENCE: 40

```

```

utugucucug gtccutacut

```

20

```

<210> SEQ ID NO 41
<211> LENGTH: 20
<212> TYPE: DNA
<213> ORGANISM: Artificial
<220> FEATURE:
<223> OTHER INFORMATION: Synthetic Construct
<220> FEATURE:
<221> NAME/KEY: misc_feature
<222> LOCATION: (1)..(20)
<223> OTHER INFORMATION: phosphorothioate linkages
<220> FEATURE:
<221> NAME/KEY: misc_feature
<222> LOCATION: (1)..(1)
<223> OTHER INFORMATION: 2'-O-methoxyethyl
<220> FEATURE:
<221> NAME/KEY: misc_feature
<222> LOCATION: (2)..(2)
<223> OTHER INFORMATION: 2'-H
<220> FEATURE:
<221> NAME/KEY: misc_feature
<222> LOCATION: (3)..(3)
<223> OTHER INFORMATION: 2'-O-methoxyethyl
<220> FEATURE:
<221> NAME/KEY: misc_feature
<222> LOCATION: (4)..(4)
<223> OTHER INFORMATION: 2'-H
<220> FEATURE:
<221> NAME/KEY: misc_feature
<222> LOCATION: (5)..(5)
<223> OTHER INFORMATION: 2'-O-methoxyethyl
<220> FEATURE:
<221> NAME/KEY: misc_feature
<222> LOCATION: (6)..(6)
<223> OTHER INFORMATION: 5'-methyl cytidine
<220> FEATURE:
<221> NAME/KEY: misc_feature
<222> LOCATION: (6)..(6)
<223> OTHER INFORMATION: 2'-H
<220> FEATURE:
<221> NAME/KEY: misc_feature
<222> LOCATION: (7)..(7)
<223> OTHER INFORMATION: 2'-O-methoxyethyl
<220> FEATURE:
<221> NAME/KEY: misc_feature
<222> LOCATION: (8)..(8)
<223> OTHER INFORMATION: 5'-methyl cytidine
<220> FEATURE:

```

-continued

```

<221> NAME/KEY: misc_feature
<222> LOCATION: (8)..(8)
<223> OTHER INFORMATION: 2'-H
<220> FEATURE:
<221> NAME/KEY: misc_feature
<222> LOCATION: (9)..(9)
<223> OTHER INFORMATION: 2'-O-methoxyethyl
<220> FEATURE:
<221> NAME/KEY: misc_feature
<222> LOCATION: (10)..(10)
<223> OTHER INFORMATION: 2'-H
<220> FEATURE:
<221> NAME/KEY: misc_feature
<222> LOCATION: (11)..(11)
<223> OTHER INFORMATION: 2'-O-methoxyethyl
<220> FEATURE:
<221> NAME/KEY: misc_feature
<222> LOCATION: (12)..(12)
<223> OTHER INFORMATION: 2'-H
<220> FEATURE:
<221> NAME/KEY: misc_feature
<222> LOCATION: (13)..(14)
<223> OTHER INFORMATION: 5'-methyl cytidine
<220> FEATURE:
<221> NAME/KEY: misc_feature
<222> LOCATION: (13)..(13)
<223> OTHER INFORMATION: 2'-O-methoxyethyl
<220> FEATURE:
<221> NAME/KEY: misc_feature
<222> LOCATION: (14)..(14)
<223> OTHER INFORMATION: 2'-H
<220> FEATURE:
<221> NAME/KEY: misc_feature
<222> LOCATION: (15)..(15)
<223> OTHER INFORMATION: 2'-O-methoxyethyl
<220> FEATURE:
<221> NAME/KEY: misc_feature
<222> LOCATION: (16)..(16)
<223> OTHER INFORMATION: 2'-H
<220> FEATURE:
<221> NAME/KEY: misc_feature
<222> LOCATION: (17)..(17)
<223> OTHER INFORMATION: 2'-O-methoxyethyl
<220> FEATURE:
<221> NAME/KEY: misc_feature
<222> LOCATION: (18)..(18)
<223> OTHER INFORMATION: 5'-methyl cytidine
<220> FEATURE:
<221> NAME/KEY: misc_feature
<222> LOCATION: (18)..(18)
<223> OTHER INFORMATION: 2'-H
<220> FEATURE:
<221> NAME/KEY: misc_feature
<222> LOCATION: (19)..(19)
<223> OTHER INFORMATION: 2'-O-methoxyethyl
<220> FEATURE:
<221> NAME/KEY: misc_feature
<222> LOCATION: (20)..(20)
<223> OTHER INFORMATION: 2'-H

```

```

<400> SEQUENCE: 41

```

```

tutgtctctg gucctuactu

```

20

```

<210> SEQ ID NO 42
<211> LENGTH: 20
<212> TYPE: DNA
<213> ORGANISM: Artificial
<220> FEATURE:
<223> OTHER INFORMATION: Synthetic Construct
<220> FEATURE:
<221> NAME/KEY: misc_feature
<222> LOCATION: (1)..(20)
<223> OTHER INFORMATION: phosphodiester linkages
<220> FEATURE:
<221> NAME/KEY: misc_feature
<222> LOCATION: (1)..(1)
<223> OTHER INFORMATION: 2'-H

```

-continued

<220> FEATURE:
<221> NAME/KEY: misc_feature
<222> LOCATION: (2)..(2)
<223> OTHER INFORMATION: 2'-O-methoxyethyl
<220> FEATURE:
<221> NAME/KEY: misc_feature
<222> LOCATION: (3)..(3)
<223> OTHER INFORMATION: 2'-H
<220> FEATURE:
<221> NAME/KEY: misc_feature
<222> LOCATION: (4)..(4)
<223> OTHER INFORMATION: 2'-O-methoxyethyl
<220> FEATURE:
<221> NAME/KEY: misc_feature
<222> LOCATION: (5)..(5)
<223> OTHER INFORMATION: 2'-H
<220> FEATURE:
<221> NAME/KEY: misc_feature
<222> LOCATION: (6)..(6)
<223> OTHER INFORMATION: 5'-methyl cytidine
<220> FEATURE:
<221> NAME/KEY: misc_feature
<222> LOCATION: (6)..(6)
<223> OTHER INFORMATION: 2'-O-methoxyethyl
<220> FEATURE:
<221> NAME/KEY: misc_feature
<222> LOCATION: (7)..(7)
<223> OTHER INFORMATION: 2'-H
<220> FEATURE:
<221> NAME/KEY: misc_feature
<222> LOCATION: (8)..(8)
<223> OTHER INFORMATION: 5'-methyl cytidine
<220> FEATURE:
<221> NAME/KEY: misc_feature
<222> LOCATION: (8)..(8)
<223> OTHER INFORMATION: 2'-O-methoxyethyl
<220> FEATURE:
<221> NAME/KEY: misc_feature
<222> LOCATION: (9)..(9)
<223> OTHER INFORMATION: 2'-H
<220> FEATURE:
<221> NAME/KEY: misc_feature
<222> LOCATION: (10)..(10)
<223> OTHER INFORMATION: 2'-O-methoxyethyl
<220> FEATURE:
<221> NAME/KEY: misc_feature
<222> LOCATION: (11)..(11)
<223> OTHER INFORMATION: 2'-H
<220> FEATURE:
<221> NAME/KEY: misc_feature
<222> LOCATION: (12)..(12)
<223> OTHER INFORMATION: 2'-O-methoxyethyl
<220> FEATURE:
<221> NAME/KEY: misc_feature
<222> LOCATION: (13)..(14)
<223> OTHER INFORMATION: 5'-methyl cytidine
<220> FEATURE:
<221> NAME/KEY: misc_feature
<222> LOCATION: (13)..(13)
<223> OTHER INFORMATION: 2'-H
<220> FEATURE:
<221> NAME/KEY: misc_feature
<222> LOCATION: (14)..(14)
<223> OTHER INFORMATION: 2'-O-methoxyethyl
<220> FEATURE:
<221> NAME/KEY: misc_feature
<222> LOCATION: (15)..(15)
<223> OTHER INFORMATION: 2'-H
<220> FEATURE:
<221> NAME/KEY: misc_feature
<222> LOCATION: (16)..(16)
<223> OTHER INFORMATION: 2'-O-methoxyethyl
<220> FEATURE:
<221> NAME/KEY: misc_feature
<222> LOCATION: (17)..(17)
<223> OTHER INFORMATION: 2'-H
<220> FEATURE:
<221> NAME/KEY: misc_feature
<222> LOCATION: (18)..(18)

-continued

```

<223> OTHER INFORMATION: 5'-methyl cytidine
<220> FEATURE:
<221> NAME/KEY: misc_feature
<222> LOCATION: (18)..(18)
<223> OTHER INFORMATION: 2'-O-methoxyethyl
<220> FEATURE:
<221> NAME/KEY: misc_feature
<222> LOCATION: (19)..(19)
<223> OTHER INFORMATION: 2'-H
<220> FEATURE:
<221> NAME/KEY: misc_feature
<222> LOCATION: (20)..(20)
<223> OTHER INFORMATION: 2'-O-methoxyethyl

<400> SEQUENCE: 42

```

```

utugucucug gtccutacut

```

20

```

<210> SEQ ID NO 43
<211> LENGTH: 20
<212> TYPE: DNA
<213> ORGANISM: Artificial
<220> FEATURE:
<223> OTHER INFORMATION: Synthetic Construct
<220> FEATURE:
<221> NAME/KEY: misc_feature
<222> LOCATION: (1)..(20)
<223> OTHER INFORMATION: phosphodiester linkages
<220> FEATURE:
<221> NAME/KEY: misc_feature
<222> LOCATION: (1)..(1)
<223> OTHER INFORMATION: 2'-O-methoxyethyl
<220> FEATURE:
<221> NAME/KEY: misc_feature
<222> LOCATION: (2)..(2)
<223> OTHER INFORMATION: 2'-H
<220> FEATURE:
<221> NAME/KEY: misc_feature
<222> LOCATION: (3)..(3)
<223> OTHER INFORMATION: 2'-O-methoxyethyl
<220> FEATURE:
<221> NAME/KEY: misc_feature
<222> LOCATION: (4)..(4)
<223> OTHER INFORMATION: 2'-H
<220> FEATURE:
<221> NAME/KEY: misc_feature
<222> LOCATION: (5)..(5)
<223> OTHER INFORMATION: 2'-O-methoxyethyl
<220> FEATURE:
<221> NAME/KEY: misc_feature
<222> LOCATION: (6)..(6)
<223> OTHER INFORMATION: 5'-methyl cytidine
<220> FEATURE:
<221> NAME/KEY: misc_feature
<222> LOCATION: (6)..(6)
<223> OTHER INFORMATION: 2'-H
<220> FEATURE:
<221> NAME/KEY: misc_feature
<222> LOCATION: (7)..(7)
<223> OTHER INFORMATION: 2'-O-methoxyethyl
<220> FEATURE:
<221> NAME/KEY: misc_feature
<222> LOCATION: (8)..(8)
<223> OTHER INFORMATION: 5'-methyl cytidine
<220> FEATURE:
<221> NAME/KEY: misc_feature
<222> LOCATION: (8)..(8)
<223> OTHER INFORMATION: 2'-H
<220> FEATURE:
<221> NAME/KEY: misc_feature
<222> LOCATION: (9)..(9)
<223> OTHER INFORMATION: 2'-O-methoxyethyl
<220> FEATURE:
<221> NAME/KEY: misc_feature
<222> LOCATION: (10)..(10)
<223> OTHER INFORMATION: 2'-H
<220> FEATURE:
<221> NAME/KEY: misc_feature

```

-continued

```

<222> LOCATION: (11)..(11)
<223> OTHER INFORMATION: 2'-O-methoxyethyl
<220> FEATURE:
<221> NAME/KEY: misc_feature
<222> LOCATION: (12)..(12)
<223> OTHER INFORMATION: 2'-H
<220> FEATURE:
<221> NAME/KEY: misc_feature
<222> LOCATION: (13)..(14)
<223> OTHER INFORMATION: 5'-methyl cytidine
<220> FEATURE:
<221> NAME/KEY: misc_feature
<222> LOCATION: (13)..(13)
<223> OTHER INFORMATION: 2'-O-methoxyethyl
<220> FEATURE:
<221> NAME/KEY: misc_feature
<222> LOCATION: (14)..(14)
<223> OTHER INFORMATION: 2'-H
<220> FEATURE:
<221> NAME/KEY: misc_feature
<222> LOCATION: (15)..(15)
<223> OTHER INFORMATION: 2'-O-methoxyethyl
<220> FEATURE:
<221> NAME/KEY: misc_feature
<222> LOCATION: (16)..(16)
<223> OTHER INFORMATION: 2'-H
<220> FEATURE:
<221> NAME/KEY: misc_feature
<222> LOCATION: (17)..(17)
<223> OTHER INFORMATION: 2'-O-methoxyethyl
<220> FEATURE:
<221> NAME/KEY: misc_feature
<222> LOCATION: (18)..(18)
<223> OTHER INFORMATION: 5'-methyl cytidine
<220> FEATURE:
<221> NAME/KEY: misc_feature
<222> LOCATION: (18)..(18)
<223> OTHER INFORMATION: 2'-H
<220> FEATURE:
<221> NAME/KEY: misc_feature
<222> LOCATION: (19)..(19)
<223> OTHER INFORMATION: 2'-O-methoxyethyl
<220> FEATURE:
<221> NAME/KEY: misc_feature
<222> LOCATION: (20)..(20)
<223> OTHER INFORMATION: 2'-H

```

```

<400> SEQUENCE: 43

```

```

tutgtctctg gucctuactu

```

20

```

<210> SEQ ID NO 44
<211> LENGTH: 20
<212> TYPE: RNA
<213> ORGANISM: Artificial
<220> FEATURE:
<223> OTHER INFORMATION: Synthetic Construct
<220> FEATURE:
<221> NAME/KEY: misc_feature
<222> LOCATION: (1)..(20)
<223> OTHER INFORMATION: phosphodiester linkages
<220> FEATURE:
<221> NAME/KEY: misc_feature
<222> LOCATION: (1)..(1)
<223> OTHER INFORMATION: 2'-OH
<220> FEATURE:
<221> NAME/KEY: misc_feature
<222> LOCATION: (2)..(2)
<223> OTHER INFORMATION: 2'-O-methoxyethyl
<220> FEATURE:
<221> NAME/KEY: misc_feature
<222> LOCATION: (3)..(3)
<223> OTHER INFORMATION: 2'-OH
<220> FEATURE:
<221> NAME/KEY: misc_feature
<222> LOCATION: (4)..(4)
<223> OTHER INFORMATION: 2'-O-methoxyethyl
<220> FEATURE:

```

-continued

```
<221> NAME/KEY: misc_feature
<222> LOCATION: (5)..(5)
<223> OTHER INFORMATION: 2'-OH
<220> FEATURE:
<221> NAME/KEY: misc_feature
<222> LOCATION: (6)..(6)
<223> OTHER INFORMATION: 2'-O-methoxyethyl
<220> FEATURE:
<221> NAME/KEY: misc_feature
<222> LOCATION: (7)..(7)
<223> OTHER INFORMATION: 2'-OH
<220> FEATURE:
<221> NAME/KEY: misc_feature
<222> LOCATION: (8)..(8)
<223> OTHER INFORMATION: 2'-O-methoxyethyl
<220> FEATURE:
<221> NAME/KEY: misc_feature
<222> LOCATION: (9)..(9)
<223> OTHER INFORMATION: 2'-OH
<220> FEATURE:
<221> NAME/KEY: misc_feature
<222> LOCATION: (10)..(10)
<223> OTHER INFORMATION: 2'-O-methoxyethyl
<220> FEATURE:
<221> NAME/KEY: misc_feature
<222> LOCATION: (10)..(11)
<223> OTHER INFORMATION: 5'-methyl cytidine
<220> FEATURE:
<221> NAME/KEY: misc_feature
<222> LOCATION: (11)..(11)
<223> OTHER INFORMATION: 2'-OH
<220> FEATURE:
<221> NAME/KEY: misc_feature
<222> LOCATION: (12)..(12)
<223> OTHER INFORMATION: 2'-O-methoxyethyl
<220> FEATURE:
<221> NAME/KEY: misc_feature
<222> LOCATION: (13)..(13)
<223> OTHER INFORMATION: 2'-OH
<220> FEATURE:
<221> NAME/KEY: misc_feature
<222> LOCATION: (14)..(14)
<223> OTHER INFORMATION: 2'-O-methoxyethyl
<220> FEATURE:
<221> NAME/KEY: misc_feature
<222> LOCATION: (15)..(15)
<223> OTHER INFORMATION: 2'-OH
<220> FEATURE:
<221> NAME/KEY: misc_feature
<222> LOCATION: (16)..(16)
<223> OTHER INFORMATION: 2'-O-methoxyethyl
<220> FEATURE:
<221> NAME/KEY: misc_feature
<222> LOCATION: (17)..(17)
<223> OTHER INFORMATION: 2'-OH
<220> FEATURE:
<221> NAME/KEY: misc_feature
<222> LOCATION: (17)..(17)
<223> OTHER INFORMATION: 5'-methyl cytidine
<220> FEATURE:
<221> NAME/KEY: misc_feature
<222> LOCATION: (18)..(18)
<223> OTHER INFORMATION: 2'-O-methoxyethyl
<220> FEATURE:
<221> NAME/KEY: misc_feature
<222> LOCATION: (19)..(19)
<223> OTHER INFORMATION: 2'-OH
<220> FEATURE:
<221> NAME/KEY: misc_feature
<222> LOCATION: (20)..(20)
<223> OTHER INFORMATION: 2'-O-methoxyethyl
```

```
<400> SEQUENCE: 44
```

```
aaguaaggac cagagacaaa
```

20

```
<210> SEQ ID NO 45
```

```
<211> LENGTH: 20
```

-continued

<212> TYPE: RNA
<213> ORGANISM: Artificial
<220> FEATURE:
<223> OTHER INFORMATION: Synthetic Construct
<220> FEATURE:
<221> NAME/KEY: misc_feature
<222> LOCATION: (1)..(20)
<223> OTHER INFORMATION: phosphodiester linkages
<220> FEATURE:
<221> NAME/KEY: misc_feature
<222> LOCATION: (1)..(1)
<223> OTHER INFORMATION: 2'-O-methoxyethyl
<220> FEATURE:
<221> NAME/KEY: misc_feature
<222> LOCATION: (2)..(2)
<223> OTHER INFORMATION: 2'-OH
<220> FEATURE:
<221> NAME/KEY: misc_feature
<222> LOCATION: (3)..(3)
<223> OTHER INFORMATION: 2'-O-methoxyethyl
<220> FEATURE:
<221> NAME/KEY: misc_feature
<222> LOCATION: (4)..(4)
<223> OTHER INFORMATION: 2'-OH
<220> FEATURE:
<221> NAME/KEY: misc_feature
<222> LOCATION: (5)..(5)
<223> OTHER INFORMATION: 2'-O-methoxyethyl
<220> FEATURE:
<221> NAME/KEY: misc_feature
<222> LOCATION: (6)..(6)
<223> OTHER INFORMATION: 2'-OH
<220> FEATURE:
<221> NAME/KEY: misc_feature
<222> LOCATION: (7)..(7)
<223> OTHER INFORMATION: 2'-O-methoxyethyl
<220> FEATURE:
<221> NAME/KEY: misc_feature
<222> LOCATION: (8)..(8)
<223> OTHER INFORMATION: 2'-OH
<220> FEATURE:
<221> NAME/KEY: misc_feature
<222> LOCATION: (9)..(9)
<223> OTHER INFORMATION: 2'-O-methoxyethyl
<220> FEATURE:
<221> NAME/KEY: misc_feature
<222> LOCATION: (10)..(10)
<223> OTHER INFORMATION: 2'-OH
<220> FEATURE:
<221> NAME/KEY: misc_feature
<222> LOCATION: (10)..(11)
<223> OTHER INFORMATION: 5'-methyl cytidine
<220> FEATURE:
<221> NAME/KEY: misc_feature
<222> LOCATION: (11)..(11)
<223> OTHER INFORMATION: 2'-O-methoxyethyl
<220> FEATURE:
<221> NAME/KEY: misc_feature
<222> LOCATION: (12)..(12)
<223> OTHER INFORMATION: 2'-OH
<220> FEATURE:
<221> NAME/KEY: misc_feature
<222> LOCATION: (13)..(13)
<223> OTHER INFORMATION: 2'-O-methoxyethyl
<220> FEATURE:
<221> NAME/KEY: misc_feature
<222> LOCATION: (14)..(14)
<223> OTHER INFORMATION: 2'-OH
<220> FEATURE:
<221> NAME/KEY: misc_feature
<222> LOCATION: (15)..(15)
<223> OTHER INFORMATION: 2'-O-methoxyethyl
<220> FEATURE:
<221> NAME/KEY: misc_feature
<222> LOCATION: (16)..(16)
<223> OTHER INFORMATION: 2'-OH
<220> FEATURE:
<221> NAME/KEY: misc_feature
<222> LOCATION: (17)..(17)

-continued

<223> OTHER INFORMATION: 2'-O-methoxyethyl
<220> FEATURE:
<221> NAME/KEY: misc_feature
<222> LOCATION: (17)..(17)
<223> OTHER INFORMATION: 5'-methyl cytidine
<220> FEATURE:
<221> NAME/KEY: misc_feature
<222> LOCATION: (18)..(18)
<223> OTHER INFORMATION: 2'-OH
<220> FEATURE:
<221> NAME/KEY: misc_feature
<222> LOCATION: (19)..(19)
<223> OTHER INFORMATION: 2'-O-methoxyethyl
<220> FEATURE:
<221> NAME/KEY: misc_feature
<222> LOCATION: (20)..(20)
<223> OTHER INFORMATION: 2'-OH

<400> SEQUENCE: 45

aaguaaggac cagagacaaa

20

<210> SEQ ID NO 46
<211> LENGTH: 20
<212> TYPE: DNA
<213> ORGANISM: Artificial
<220> FEATURE:
<223> OTHER INFORMATION: Synthetic Construct
<220> FEATURE:
<221> NAME/KEY: misc_feature
<222> LOCATION: (1)..(20)
<223> OTHER INFORMATION: phosphorothioate linkages
<220> FEATURE:
<221> NAME/KEY: misc_feature
<222> LOCATION: (1)..(1)
<223> OTHER INFORMATION: 2'-OH
<220> FEATURE:
<221> NAME/KEY: misc_feature
<222> LOCATION: (2)..(2)
<223> OTHER INFORMATION: 2'-O-methoxyethyl
<220> FEATURE:
<221> NAME/KEY: misc_feature
<222> LOCATION: (3)..(3)
<223> OTHER INFORMATION: 2'-OH
<220> FEATURE:
<221> NAME/KEY: misc_feature
<222> LOCATION: (4)..(4)
<223> OTHER INFORMATION: 2'-O-methoxyethyl
<220> FEATURE:
<221> NAME/KEY: misc_feature
<222> LOCATION: (5)..(5)
<223> OTHER INFORMATION: 2'-OH
<220> FEATURE:
<221> NAME/KEY: misc_feature
<222> LOCATION: (6)..(6)
<223> OTHER INFORMATION: 5'-methyl cytidine
<220> FEATURE:
<221> NAME/KEY: misc_feature
<222> LOCATION: (6)..(6)
<223> OTHER INFORMATION: 2'-O-methoxyethyl
<220> FEATURE:
<221> NAME/KEY: misc_feature
<222> LOCATION: (7)..(7)
<223> OTHER INFORMATION: 2'-OH
<220> FEATURE:
<221> NAME/KEY: misc_feature
<222> LOCATION: (8)..(8)
<223> OTHER INFORMATION: 5'-methyl cytidine
<220> FEATURE:
<221> NAME/KEY: misc_feature
<222> LOCATION: (8)..(8)
<223> OTHER INFORMATION: 2'-O-methoxyethyl
<220> FEATURE:
<221> NAME/KEY: misc_feature
<222> LOCATION: (9)..(9)
<223> OTHER INFORMATION: 2'-OH
<220> FEATURE:
<221> NAME/KEY: misc_feature

-continued

```

<222> LOCATION: (10)..(10)
<223> OTHER INFORMATION: 2'-O-methoxyethyl
<220> FEATURE:
<221> NAME/KEY: misc_feature
<222> LOCATION: (11)..(11)
<223> OTHER INFORMATION: 2'-OH
<220> FEATURE:
<221> NAME/KEY: misc_feature
<222> LOCATION: (12)..(12)
<223> OTHER INFORMATION: 2'-O-methoxyethyl
<220> FEATURE:
<221> NAME/KEY: misc_feature
<222> LOCATION: (13)..(14)
<223> OTHER INFORMATION: 5'-methyl cytidine
<220> FEATURE:
<221> NAME/KEY: misc_feature
<222> LOCATION: (13)..(13)
<223> OTHER INFORMATION: 2'-OH
<220> FEATURE:
<221> NAME/KEY: misc_feature
<222> LOCATION: (14)..(14)
<223> OTHER INFORMATION: 2'-O-methoxyethyl
<220> FEATURE:
<221> NAME/KEY: misc_feature
<222> LOCATION: (15)..(15)
<223> OTHER INFORMATION: 2'-OH
<220> FEATURE:
<221> NAME/KEY: misc_feature
<222> LOCATION: (16)..(16)
<223> OTHER INFORMATION: 2'-O-methoxyethyl
<220> FEATURE:
<221> NAME/KEY: misc_feature
<222> LOCATION: (17)..(17)
<223> OTHER INFORMATION: 2'-OH
<220> FEATURE:
<221> NAME/KEY: misc_feature
<222> LOCATION: (18)..(18)
<223> OTHER INFORMATION: 5'-methyl cytidine
<220> FEATURE:
<221> NAME/KEY: misc_feature
<222> LOCATION: (18)..(18)
<223> OTHER INFORMATION: 2'-O-methoxyethyl
<220> FEATURE:
<221> NAME/KEY: misc_feature
<222> LOCATION: (19)..(19)
<223> OTHER INFORMATION: 2'-H
<220> FEATURE:
<221> NAME/KEY: misc_feature
<222> LOCATION: (19)..(19)
<223> OTHER INFORMATION: 2'-OH
<220> FEATURE:
<221> NAME/KEY: misc_feature
<222> LOCATION: (20)..(20)
<223> OTHER INFORMATION: 2'-O-methoxyethyl

```

```

<400> SEQUENCE: 46

```

```

utugucucug gtccutacut

```

20

```

<210> SEQ ID NO 47
<211> LENGTH: 20
<212> TYPE: DNA
<213> ORGANISM: Artificial
<220> FEATURE:
<223> OTHER INFORMATION: Synthetic Construct
<220> FEATURE:
<221> NAME/KEY: misc_feature
<222> LOCATION: (1)..(20)
<223> OTHER INFORMATION: phosphorothioate linkages
<220> FEATURE:
<221> NAME/KEY: misc_feature
<222> LOCATION: (1)..(1)
<223> OTHER INFORMATION: 2'-O-methoxyethyl
<220> FEATURE:
<221> NAME/KEY: misc_feature
<222> LOCATION: (2)..(2)
<223> OTHER INFORMATION: 2'-OH
<220> FEATURE:

```

-continued

<221> NAME/KEY: misc_feature
<222> LOCATION: (3)..(3)
<223> OTHER INFORMATION: 2'-O-methoxyethyl
<220> FEATURE:
<221> NAME/KEY: misc_feature
<222> LOCATION: (4)..(4)
<223> OTHER INFORMATION: 2'-OH
<220> FEATURE:
<221> NAME/KEY: misc_feature
<222> LOCATION: (5)..(5)
<223> OTHER INFORMATION: 2'-O-methoxyethyl
<220> FEATURE:
<221> NAME/KEY: misc_feature
<222> LOCATION: (6)..(6)
<223> OTHER INFORMATION: 5'-methyl cytidine
<220> FEATURE:
<221> NAME/KEY: misc_feature
<222> LOCATION: (6)..(6)
<223> OTHER INFORMATION: 2'-OH
<220> FEATURE:
<221> NAME/KEY: misc_feature
<222> LOCATION: (7)..(7)
<223> OTHER INFORMATION: 2'-O-methoxyethyl
<220> FEATURE:
<221> NAME/KEY: misc_feature
<222> LOCATION: (8)..(8)
<223> OTHER INFORMATION: 5'-methyl cytidine
<220> FEATURE:
<221> NAME/KEY: misc_feature
<222> LOCATION: (8)..(8)
<223> OTHER INFORMATION: 2'-OH
<220> FEATURE:
<221> NAME/KEY: misc_feature
<222> LOCATION: (9)..(9)
<223> OTHER INFORMATION: 2'-O-methoxyethyl
<220> FEATURE:
<221> NAME/KEY: misc_feature
<222> LOCATION: (10)..(10)
<223> OTHER INFORMATION: 2'-OH
<220> FEATURE:
<221> NAME/KEY: misc_feature
<222> LOCATION: (11)..(11)
<223> OTHER INFORMATION: 2'-O-methoxyethyl
<220> FEATURE:
<221> NAME/KEY: misc_feature
<222> LOCATION: (12)..(12)
<223> OTHER INFORMATION: 2'-OH
<220> FEATURE:
<221> NAME/KEY: misc_feature
<222> LOCATION: (13)..(14)
<223> OTHER INFORMATION: 5'-methyl cytidine
<220> FEATURE:
<221> NAME/KEY: misc_feature
<222> LOCATION: (13)..(13)
<223> OTHER INFORMATION: 2'-O-methoxyethyl
<220> FEATURE:
<221> NAME/KEY: misc_feature
<222> LOCATION: (14)..(14)
<223> OTHER INFORMATION: 2'-OH
<220> FEATURE:
<221> NAME/KEY: misc_feature
<222> LOCATION: (15)..(15)
<223> OTHER INFORMATION: 2'-O-methoxyethyl
<220> FEATURE:
<221> NAME/KEY: misc_feature
<222> LOCATION: (16)..(16)
<223> OTHER INFORMATION: 2'-OH
<220> FEATURE:
<221> NAME/KEY: misc_feature
<222> LOCATION: (17)..(17)
<223> OTHER INFORMATION: 2'-O-methoxyethyl
<220> FEATURE:
<221> NAME/KEY: misc_feature
<222> LOCATION: (18)..(18)
<223> OTHER INFORMATION: 5'-methyl cytidine
<220> FEATURE:
<221> NAME/KEY: misc_feature
<222> LOCATION: (18)..(18)
<223> OTHER INFORMATION: 2'-OH

-continued

<220> FEATURE:
<221> NAME/KEY: misc_feature
<222> LOCATION: (19)..(19)
<223> OTHER INFORMATION: 2'-O-methoxyethyl
<220> FEATURE:
<221> NAME/KEY: misc_feature
<222> LOCATION: (20)..(20)
<223> OTHER INFORMATION: 2'-OH

<400> SEQUENCE: 47

tutgtctctg gucctuactu

20

<210> SEQ ID NO 48
<211> LENGTH: 20
<212> TYPE: DNA
<213> ORGANISM: Artificial
<220> FEATURE:
<223> OTHER INFORMATION: Synthetic Construct
<220> FEATURE:
<221> NAME/KEY: misc_feature
<222> LOCATION: (1)..(20)
<223> OTHER INFORMATION: phosphodiester linkages
<220> FEATURE:
<221> NAME/KEY: misc_feature
<222> LOCATION: (1)..(1)
<223> OTHER INFORMATION: 2'-OH
<220> FEATURE:
<221> NAME/KEY: misc_feature
<222> LOCATION: (2)..(2)
<223> OTHER INFORMATION: 2'-O-methoxyethyl
<220> FEATURE:
<221> NAME/KEY: misc_feature
<222> LOCATION: (3)..(3)
<223> OTHER INFORMATION: 2'-OH
<220> FEATURE:
<221> NAME/KEY: misc_feature
<222> LOCATION: (4)..(4)
<223> OTHER INFORMATION: 2'-O-methoxyethyl
<220> FEATURE:
<221> NAME/KEY: misc_feature
<222> LOCATION: (5)..(5)
<223> OTHER INFORMATION: 2'-OH
<220> FEATURE:
<221> NAME/KEY: misc_feature
<222> LOCATION: (6)..(6)
<223> OTHER INFORMATION: 5'-methyl cytidine
<220> FEATURE:
<221> NAME/KEY: misc_feature
<222> LOCATION: (6)..(6)
<223> OTHER INFORMATION: 2'-O-methoxyethyl
<220> FEATURE:
<221> NAME/KEY: misc_feature
<222> LOCATION: (7)..(7)
<223> OTHER INFORMATION: 2'-OH
<220> FEATURE:
<221> NAME/KEY: misc_feature
<222> LOCATION: (8)..(8)
<223> OTHER INFORMATION: 5'-methyl cytidine
<220> FEATURE:
<221> NAME/KEY: misc_feature
<222> LOCATION: (8)..(8)
<223> OTHER INFORMATION: 2'-O-methoxyethyl
<220> FEATURE:
<221> NAME/KEY: misc_feature
<222> LOCATION: (9)..(9)
<223> OTHER INFORMATION: 2'-OH
<220> FEATURE:
<221> NAME/KEY: misc_feature
<222> LOCATION: (10)..(10)
<223> OTHER INFORMATION: 2'-O-methoxyethyl
<220> FEATURE:
<221> NAME/KEY: misc_feature
<222> LOCATION: (11)..(11)
<223> OTHER INFORMATION: 2'-OH
<220> FEATURE:
<221> NAME/KEY: misc_feature
<222> LOCATION: (12)..(12)

-continued

<223> OTHER INFORMATION: 2'-O-methoxyethyl
<220> FEATURE:
<221> NAME/KEY: misc_feature
<222> LOCATION: (13)..(14)
<223> OTHER INFORMATION: 5'-methyl cytidine
<220> FEATURE:
<221> NAME/KEY: misc_feature
<222> LOCATION: (13)..(13)
<223> OTHER INFORMATION: 2'-OH
<220> FEATURE:
<221> NAME/KEY: misc_feature
<222> LOCATION: (14)..(14)
<223> OTHER INFORMATION: 2'-O-methoxyethyl
<220> FEATURE:
<221> NAME/KEY: misc_feature
<222> LOCATION: (15)..(15)
<223> OTHER INFORMATION: 2'-OH
<220> FEATURE:
<221> NAME/KEY: misc_feature
<222> LOCATION: (16)..(16)
<223> OTHER INFORMATION: 2'-O-methoxyethyl
<220> FEATURE:
<221> NAME/KEY: misc_feature
<222> LOCATION: (17)..(17)
<223> OTHER INFORMATION: 2'-OH
<220> FEATURE:
<221> NAME/KEY: misc_feature
<222> LOCATION: (18)..(18)
<223> OTHER INFORMATION: 5'-methyl cytidine
<220> FEATURE:
<221> NAME/KEY: misc_feature
<222> LOCATION: (18)..(18)
<223> OTHER INFORMATION: 2'-O-methoxyethyl
<220> FEATURE:
<221> NAME/KEY: misc_feature
<222> LOCATION: (19)..(19)
<223> OTHER INFORMATION: 2'-OH
<220> FEATURE:
<221> NAME/KEY: misc_feature
<222> LOCATION: (20)..(20)
<223> OTHER INFORMATION: 2'-O-methoxyethyl

<400> SEQUENCE: 48

utugucucug gtccutacut

20

<210> SEQ ID NO 49
<211> LENGTH: 20
<212> TYPE: DNA
<213> ORGANISM: Artificial
<220> FEATURE:
<223> OTHER INFORMATION: Synthetic Construct
<220> FEATURE:
<221> NAME/KEY: misc_feature
<222> LOCATION: (1)..(20)
<223> OTHER INFORMATION: phosphodiester linkages
<220> FEATURE:
<221> NAME/KEY: misc_feature
<222> LOCATION: (1)..(1)
<223> OTHER INFORMATION: 2'-O-methoxyethyl
<220> FEATURE:
<221> NAME/KEY: misc_feature
<222> LOCATION: (2)..(2)
<223> OTHER INFORMATION: 2'-OH
<220> FEATURE:
<221> NAME/KEY: misc_feature
<222> LOCATION: (3)..(3)
<223> OTHER INFORMATION: 2'-O-methoxyethyl
<220> FEATURE:
<221> NAME/KEY: misc_feature
<222> LOCATION: (4)..(4)
<223> OTHER INFORMATION: 2'-OH
<220> FEATURE:
<221> NAME/KEY: misc_feature
<222> LOCATION: (5)..(5)
<223> OTHER INFORMATION: 2'-O-methoxyethyl
<220> FEATURE:
<221> NAME/KEY: misc_feature

-continued

```

<222> LOCATION: (6)..(6)
<223> OTHER INFORMATION: 5'-methyl cytidine
<220> FEATURE:
<221> NAME/KEY: misc_feature
<222> LOCATION: (6)..(6)
<223> OTHER INFORMATION: 2'-OH
<220> FEATURE:
<221> NAME/KEY: misc_feature
<222> LOCATION: (7)..(7)
<223> OTHER INFORMATION: 2'-O-methoxyethyl
<220> FEATURE:
<221> NAME/KEY: misc_feature
<222> LOCATION: (8)..(8)
<223> OTHER INFORMATION: 5'-methyl cytidine
<220> FEATURE:
<221> NAME/KEY: misc_feature
<222> LOCATION: (8)..(8)
<223> OTHER INFORMATION: 2'-OH
<220> FEATURE:
<221> NAME/KEY: misc_feature
<222> LOCATION: (9)..(9)
<223> OTHER INFORMATION: 2'-O-methoxyethyl
<220> FEATURE:
<221> NAME/KEY: misc_feature
<222> LOCATION: (10)..(10)
<223> OTHER INFORMATION: 2'-OH
<220> FEATURE:
<221> NAME/KEY: misc_feature
<222> LOCATION: (11)..(11)
<223> OTHER INFORMATION: 2'-O-methoxyethyl
<220> FEATURE:
<221> NAME/KEY: misc_feature
<222> LOCATION: (12)..(12)
<223> OTHER INFORMATION: 2'-OH
<220> FEATURE:
<221> NAME/KEY: misc_feature
<222> LOCATION: (13)..(14)
<223> OTHER INFORMATION: 5'-methyl cytidine
<220> FEATURE:
<221> NAME/KEY: misc_feature
<222> LOCATION: (13)..(13)
<223> OTHER INFORMATION: 2'-O-methoxyethyl
<220> FEATURE:
<221> NAME/KEY: misc_feature
<222> LOCATION: (14)..(14)
<223> OTHER INFORMATION: 2'-OH
<220> FEATURE:
<221> NAME/KEY: misc_feature
<222> LOCATION: (15)..(15)
<223> OTHER INFORMATION: 2'-O-methoxyethyl
<220> FEATURE:
<221> NAME/KEY: misc_feature
<222> LOCATION: (16)..(16)
<223> OTHER INFORMATION: 2'-OH
<220> FEATURE:
<221> NAME/KEY: misc_feature
<222> LOCATION: (17)..(17)
<223> OTHER INFORMATION: 2'-O-methoxyethyl
<220> FEATURE:
<221> NAME/KEY: misc_feature
<222> LOCATION: (18)..(18)
<223> OTHER INFORMATION: 5'-methyl cytidine
<220> FEATURE:
<221> NAME/KEY: misc_feature
<222> LOCATION: (18)..(18)
<223> OTHER INFORMATION: 2'-OH
<220> FEATURE:
<221> NAME/KEY: misc_feature
<222> LOCATION: (19)..(19)
<223> OTHER INFORMATION: 2'-O-methoxyethyl
<220> FEATURE:
<221> NAME/KEY: misc_feature
<222> LOCATION: (20)..(20)
<223> OTHER INFORMATION: 2'-OH

```

```

<400> SEQUENCE: 49

```

```

tutgtctctg guccuaactu

```

-continued

<210> SEQ ID NO 50
<211> LENGTH: 20
<212> TYPE: RNA
<213> ORGANISM: Artificial
<220> FEATURE:
<223> OTHER INFORMATION: Synthetic Construct
<220> FEATURE:
<221> NAME/KEY: misc_feature
<222> LOCATION: (1)..(20)
<223> OTHER INFORMATION: phosphorothioate linkages
<220> FEATURE:
<221> NAME/KEY: misc_feature
<222> LOCATION: (1)..(1)
<223> OTHER INFORMATION: 2'-H
<220> FEATURE:
<221> NAME/KEY: misc_feature
<222> LOCATION: (2)..(2)
<223> OTHER INFORMATION: 2'-O-methyl
<220> FEATURE:
<221> NAME/KEY: misc_feature
<222> LOCATION: (3)..(3)
<223> OTHER INFORMATION: 2'-H
<220> FEATURE:
<221> NAME/KEY: misc_feature
<222> LOCATION: (4)..(4)
<223> OTHER INFORMATION: 2'-O-methyl
<220> FEATURE:
<221> NAME/KEY: misc_feature
<222> LOCATION: (5)..(5)
<223> OTHER INFORMATION: 2'-H
<220> FEATURE:
<221> NAME/KEY: misc_feature
<222> LOCATION: (6)..(6)
<223> OTHER INFORMATION: 2'-O-methyl
<220> FEATURE:
<221> NAME/KEY: misc_feature
<222> LOCATION: (6)..(6)
<223> OTHER INFORMATION: 5'-methyl cytidine
<220> FEATURE:
<221> NAME/KEY: misc_feature
<222> LOCATION: (7)..(7)
<223> OTHER INFORMATION: 2'-H
<220> FEATURE:
<221> NAME/KEY: misc_feature
<222> LOCATION: (8)..(8)
<223> OTHER INFORMATION: 2'-O-methyl
<220> FEATURE:
<221> NAME/KEY: misc_feature
<222> LOCATION: (8)..(8)
<223> OTHER INFORMATION: 5'-methyl cytidine
<220> FEATURE:
<221> NAME/KEY: misc_feature
<222> LOCATION: (9)..(9)
<223> OTHER INFORMATION: 2'-H
<220> FEATURE:
<221> NAME/KEY: misc_feature
<222> LOCATION: (10)..(10)
<223> OTHER INFORMATION: 2'-O-methyl
<220> FEATURE:
<221> NAME/KEY: misc_feature
<222> LOCATION: (11)..(11)
<223> OTHER INFORMATION: 2'-H
<220> FEATURE:
<221> NAME/KEY: misc_feature
<222> LOCATION: (12)..(12)
<223> OTHER INFORMATION: 2'-O-methyl
<220> FEATURE:
<221> NAME/KEY: misc_feature
<222> LOCATION: (13)..(13)
<223> OTHER INFORMATION: 2'-H
<220> FEATURE:
<221> NAME/KEY: misc_feature
<222> LOCATION: (13)..(14)
<223> OTHER INFORMATION: 5'-methyl cytidine
<220> FEATURE:
<221> NAME/KEY: misc_feature
<222> LOCATION: (14)..(14)
<223> OTHER INFORMATION: 2'-O-methyl

-continued

```
<220> FEATURE:
<221> NAME/KEY: misc_feature
<222> LOCATION: (15)..(15)
<223> OTHER INFORMATION: 2'-H
<220> FEATURE:
<221> NAME/KEY: misc_feature
<222> LOCATION: (16)..(16)
<223> OTHER INFORMATION: 2'-O-methyl
<220> FEATURE:
<221> NAME/KEY: misc_feature
<222> LOCATION: (17)..(17)
<223> OTHER INFORMATION: 2'-H
<220> FEATURE:
<221> NAME/KEY: misc_feature
<222> LOCATION: (18)..(18)
<223> OTHER INFORMATION: 2'-O-methyl
<220> FEATURE:
<221> NAME/KEY: misc_feature
<222> LOCATION: (18)..(18)
<223> OTHER INFORMATION: 5'-methyl cytidine
<220> FEATURE:
<221> NAME/KEY: misc_feature
<222> LOCATION: (19)..(19)
<223> OTHER INFORMATION: 2'-H
<220> FEATURE:
<221> NAME/KEY: misc_feature
<222> LOCATION: (20)..(20)
<223> OTHER INFORMATION: 2'-O-methyl
```

```
<400> SEQUENCE: 50
```

```
uuugucucug guccuuacuu
```

20

```
<210> SEQ ID NO 51
<211> LENGTH: 20
<212> TYPE: RNA
<213> ORGANISM: Artificial
<220> FEATURE:
<223> OTHER INFORMATION: Synthetic Construct
<220> FEATURE:
<221> NAME/KEY: misc_feature
<222> LOCATION: (1)..(20)
<223> OTHER INFORMATION: phosphodiester linkages
<220> FEATURE:
<221> NAME/KEY: misc_feature
<222> LOCATION: (1)..(1)
<223> OTHER INFORMATION: 2'-H
<220> FEATURE:
<221> NAME/KEY: misc_feature
<222> LOCATION: (2)..(2)
<223> OTHER INFORMATION: 2'-O-methyl
<220> FEATURE:
<221> NAME/KEY: misc_feature
<222> LOCATION: (3)..(3)
<223> OTHER INFORMATION: 2'-H
<220> FEATURE:
<221> NAME/KEY: misc_feature
<222> LOCATION: (4)..(4)
<223> OTHER INFORMATION: 2'-O-methyl
<220> FEATURE:
<221> NAME/KEY: misc_feature
<222> LOCATION: (5)..(5)
<223> OTHER INFORMATION: 2'-H
<220> FEATURE:
<221> NAME/KEY: misc_feature
<222> LOCATION: (6)..(6)
<223> OTHER INFORMATION: 2'-O-methyl
<220> FEATURE:
<221> NAME/KEY: misc_feature
<222> LOCATION: (6)..(6)
<223> OTHER INFORMATION: 5'-methyl cytidine
<220> FEATURE:
<221> NAME/KEY: misc_feature
<222> LOCATION: (7)..(7)
<223> OTHER INFORMATION: 2'-H
<220> FEATURE:
<221> NAME/KEY: misc_feature
<222> LOCATION: (8)..(8)
```

-continued

<223> OTHER INFORMATION: 2'-O-methyl
<220> FEATURE:
<221> NAME/KEY: misc_feature
<222> LOCATION: (8)..(8)
<223> OTHER INFORMATION: 5'-methyl cytidine
<220> FEATURE:
<221> NAME/KEY: misc_feature
<222> LOCATION: (9)..(9)
<223> OTHER INFORMATION: 2'-H
<220> FEATURE:
<221> NAME/KEY: misc_feature
<222> LOCATION: (10)..(10)
<223> OTHER INFORMATION: 2'-O-methyl
<220> FEATURE:
<221> NAME/KEY: misc_feature
<222> LOCATION: (11)..(11)
<223> OTHER INFORMATION: 2'-H
<220> FEATURE:
<221> NAME/KEY: misc_feature
<222> LOCATION: (12)..(12)
<223> OTHER INFORMATION: 2'-O-methyl
<220> FEATURE:
<221> NAME/KEY: misc_feature
<222> LOCATION: (13)..(13)
<223> OTHER INFORMATION: 2'-H
<220> FEATURE:
<221> NAME/KEY: misc_feature
<222> LOCATION: (13)..(14)
<223> OTHER INFORMATION: 5'-methyl cytidine
<220> FEATURE:
<221> NAME/KEY: misc_feature
<222> LOCATION: (14)..(14)
<223> OTHER INFORMATION: 2'-O-methyl
<220> FEATURE:
<221> NAME/KEY: misc_feature
<222> LOCATION: (15)..(15)
<223> OTHER INFORMATION: 2'-H
<220> FEATURE:
<221> NAME/KEY: misc_feature
<222> LOCATION: (16)..(16)
<223> OTHER INFORMATION: 2'-O-methyl
<220> FEATURE:
<221> NAME/KEY: misc_feature
<222> LOCATION: (17)..(17)
<223> OTHER INFORMATION: 2'-H
<220> FEATURE:
<221> NAME/KEY: misc_feature
<222> LOCATION: (18)..(18)
<223> OTHER INFORMATION: 2'-O-methyl
<220> FEATURE:
<221> NAME/KEY: misc_feature
<222> LOCATION: (18)..(18)
<223> OTHER INFORMATION: 5'-methyl cytidine
<220> FEATURE:
<221> NAME/KEY: misc_feature
<222> LOCATION: (19)..(19)
<223> OTHER INFORMATION: 2'-H
<220> FEATURE:
<221> NAME/KEY: misc_feature
<222> LOCATION: (20)..(20)
<223> OTHER INFORMATION: 2'-O-methyl

<400> SEQUENCE: 51

uuugucucug guccuuacuu

20

<210> SEQ ID NO 52
<211> LENGTH: 20
<212> TYPE: DNA
<213> ORGANISM: Artificial
<220> FEATURE:
<223> OTHER INFORMATION: Synthetic Construct

<400> SEQUENCE: 52

tttgtctctg gtccttactt

20

-continued

```

<210> SEQ ID NO 53
<211> LENGTH: 20
<212> TYPE: DNA
<213> ORGANISM: Artificial
<220> FEATURE:
<223> OTHER INFORMATION: Synthetic Construct
<220> FEATURE:
<221> NAME/KEY: misc_feature
<222> LOCATION: (1)..(20)
<223> OTHER INFORMATION: n is a, c, g, t or u

<400> SEQUENCE: 53

nnnnnnnnnn nnnnnnnnnn                20

<210> SEQ ID NO 54
<211> LENGTH: 12
<212> TYPE: RNA
<213> ORGANISM: Artificial
<220> FEATURE:
<223> OTHER INFORMATION: Dodecamer oligonucleotide

<400> SEQUENCE: 54

cgcgaaauucg cg                        12

<210> SEQ ID NO 55
<211> LENGTH: 12
<212> TYPE: RNA
<213> ORGANISM: Artificial
<220> FEATURE:
<223> OTHER INFORMATION: Dodecamer oligonucleotide

<400> SEQUENCE: 55

gcgcuaaagc gc                        12

<210> SEQ ID NO 56
<211> LENGTH: 20
<212> TYPE: RNA
<213> ORGANISM: Artificial
<220> FEATURE:
<223> OTHER INFORMATION: Synthetic Construct
<220> FEATURE:
<221> NAME/KEY: misc_feature
<222> LOCATION: (1)..(20)
<223> OTHER INFORMATION: phosphodiester linkages
<220> FEATURE:
<221> NAME/KEY: misc_feature
<222> LOCATION: (1)..(20)
<223> OTHER INFORMATION: 2'-OH

<400> SEQUENCE: 56

uuugucucug guccuuacuu                20

<210> SEQ ID NO 57
<211> LENGTH: 19
<212> TYPE: RNA
<213> ORGANISM: Artificial
<220> FEATURE:
<223> OTHER INFORMATION: Synthetic Construct
<220> FEATURE:
<221> NAME/KEY: misc_feature
<222> LOCATION: (1)..(19)
<223> OTHER INFORMATION: 2'-OH
<220> FEATURE:
<221> NAME/KEY: misc_feature
<222> LOCATION: (1)..(19)
<223> OTHER INFORMATION: Phosphodiester linkages

<400> SEQUENCE: 57

aaguaaccac cagagacaa                19

```

-continued

<210> SEQ ID NO 58
<211> LENGTH: 19
<212> TYPE: RNA
<213> ORGANISM: Artificial
<220> FEATURE:
<223> OTHER INFORMATION: Synthetic Construct
<220> FEATURE:
<221> NAME/KEY: misc_feature
<222> LOCATION: (1)..(19)
<223> OTHER INFORMATION: phosphodiester linkages

<400> SEQUENCE: 58

uugucucugg uccuuacuu

19

<210> SEQ ID NO 59
<211> LENGTH: 19
<212> TYPE: RNA
<213> ORGANISM: Artificial
<220> FEATURE:
<223> OTHER INFORMATION: Synthetic Construct
<220> FEATURE:
<221> NAME/KEY: misc_feature
<222> LOCATION: (1)..(19)
<223> OTHER INFORMATION: phosphodiester linkages
<220> FEATURE:
<221> NAME/KEY: misc_feature
<222> LOCATION: (1)..(1)
<223> OTHER INFORMATION: 2'-OH
<220> FEATURE:
<221> NAME/KEY: misc_feature
<222> LOCATION: (2)..(2)
<223> OTHER INFORMATION: 2'-OMe
<220> FEATURE:
<221> NAME/KEY: misc_feature
<222> LOCATION: (3)..(3)
<223> OTHER INFORMATION: 2'-OH
<220> FEATURE:
<221> NAME/KEY: misc_feature
<222> LOCATION: (4)..(4)
<223> OTHER INFORMATION: 2'-OMe
<220> FEATURE:
<221> NAME/KEY: misc_feature
<222> LOCATION: (5)..(5)
<223> OTHER INFORMATION: 2'-OH
<220> FEATURE:
<221> NAME/KEY: misc_feature
<222> LOCATION: (6)..(6)
<223> OTHER INFORMATION: 2'-OMe
<220> FEATURE:
<221> NAME/KEY: misc_feature
<222> LOCATION: (7)..(7)
<223> OTHER INFORMATION: 2'-OH
<220> FEATURE:
<221> NAME/KEY: misc_feature
<222> LOCATION: (8)..(8)
<223> OTHER INFORMATION: 2'-OMe
<220> FEATURE:
<221> NAME/KEY: misc_feature
<222> LOCATION: (9)..(9)
<223> OTHER INFORMATION: 2'-OH
<220> FEATURE:
<221> NAME/KEY: misc_feature
<222> LOCATION: (10)..(10)
<223> OTHER INFORMATION: 2'-OMe
<220> FEATURE:
<221> NAME/KEY: misc_feature
<222> LOCATION: (11)..(11)
<223> OTHER INFORMATION: 2'-OH
<220> FEATURE:
<221> NAME/KEY: misc_feature
<222> LOCATION: (12)..(12)
<223> OTHER INFORMATION: 2'-OMe
<220> FEATURE:
<221> NAME/KEY: misc_feature
<222> LOCATION: (13)..(13)
<223> OTHER INFORMATION: 2'-OH

-continued

```
<220> FEATURE:
<221> NAME/KEY: misc_feature
<222> LOCATION: (14)..(14)
<223> OTHER INFORMATION: 2'-OMe
<220> FEATURE:
<221> NAME/KEY: misc_feature
<222> LOCATION: (15)..(15)
<223> OTHER INFORMATION: 2'-OH
<220> FEATURE:
<221> NAME/KEY: misc_feature
<222> LOCATION: (16)..(16)
<223> OTHER INFORMATION: 2'-OMe
<220> FEATURE:
<221> NAME/KEY: misc_feature
<222> LOCATION: (17)..(17)
<223> OTHER INFORMATION: 2'-OH
<220> FEATURE:
<221> NAME/KEY: misc_feature
<222> LOCATION: (18)..(18)
<223> OTHER INFORMATION: 2'-OMe
<220> FEATURE:
<221> NAME/KEY: misc_feature
<222> LOCATION: (19)..(19)
<223> OTHER INFORMATION: 2'-OH
```

```
<400> SEQUENCE: 59
```

```
aaguaaggac cagagacaa
```

19

```
<210> SEQ ID NO 60
<211> LENGTH: 19
<212> TYPE: RNA
<213> ORGANISM: Artificial
<220> FEATURE:
<223> OTHER INFORMATION: Synthetic Construct
<220> FEATURE:
<221> NAME/KEY: misc_feature
<222> LOCATION: (1)..(19)
<223> OTHER INFORMATION: phosphodiester linkages
<220> FEATURE:
<221> NAME/KEY: misc_feature
<222> LOCATION: (1)..(1)
<223> OTHER INFORMATION: 2'-OMe
<220> FEATURE:
<221> NAME/KEY: misc_feature
<222> LOCATION: (2)..(2)
<223> OTHER INFORMATION: 2'-OH
<220> FEATURE:
<221> NAME/KEY: misc_feature
<222> LOCATION: (3)..(3)
<223> OTHER INFORMATION: 2'-OMe
<220> FEATURE:
<221> NAME/KEY: misc_feature
<222> LOCATION: (4)..(4)
<223> OTHER INFORMATION: 2'-OH
<220> FEATURE:
<221> NAME/KEY: misc_feature
<222> LOCATION: (5)..(5)
<223> OTHER INFORMATION: 2'-OMe
<220> FEATURE:
<221> NAME/KEY: misc_feature
<222> LOCATION: (6)..(6)
<223> OTHER INFORMATION: 2'-OH
<220> FEATURE:
<221> NAME/KEY: misc_feature
<222> LOCATION: (7)..(7)
<223> OTHER INFORMATION: 2'-OMe
<220> FEATURE:
<221> NAME/KEY: misc_feature
<222> LOCATION: (8)..(8)
<223> OTHER INFORMATION: 2'-OH
<220> FEATURE:
<221> NAME/KEY: misc_feature
<222> LOCATION: (9)..(9)
<223> OTHER INFORMATION: 2'-OMe
<220> FEATURE:
<221> NAME/KEY: misc_feature
<222> LOCATION: (10)..(10)
```

-continued

```
<223> OTHER INFORMATION: 2'-OH
<220> FEATURE:
<221> NAME/KEY: misc_feature
<222> LOCATION: (11)..(11)
<223> OTHER INFORMATION: 2'-OMe
<220> FEATURE:
<221> NAME/KEY: misc_feature
<222> LOCATION: (12)..(12)
<223> OTHER INFORMATION: 2'-OH
<220> FEATURE:
<221> NAME/KEY: misc_feature
<222> LOCATION: (13)..(13)
<223> OTHER INFORMATION: 2'-OMe
<220> FEATURE:
<221> NAME/KEY: misc_feature
<222> LOCATION: (14)..(14)
<223> OTHER INFORMATION: 2'-OH
<220> FEATURE:
<221> NAME/KEY: misc_feature
<222> LOCATION: (15)..(15)
<223> OTHER INFORMATION: 2'-OMe
<220> FEATURE:
<221> NAME/KEY: misc_feature
<222> LOCATION: (16)..(16)
<223> OTHER INFORMATION: 2'-OH
<220> FEATURE:
<221> NAME/KEY: misc_feature
<222> LOCATION: (17)..(17)
<223> OTHER INFORMATION: 2'-OMe
<220> FEATURE:
<221> NAME/KEY: misc_feature
<222> LOCATION: (18)..(18)
<223> OTHER INFORMATION: 2'-OH
<220> FEATURE:
<221> NAME/KEY: misc_feature
<222> LOCATION: (19)..(19)
<223> OTHER INFORMATION: 2'-OMe
```

```
<400> SEQUENCE: 60
```

```
uugucucugg uccuuacuu
```

19

```
<210> SEQ ID NO 61
<211> LENGTH: 19
<212> TYPE: RNA
<213> ORGANISM: Artificial
<220> FEATURE:
<223> OTHER INFORMATION: Synthetic Construct
<220> FEATURE:
<221> NAME/KEY: misc_feature
<222> LOCATION: (1)..(19)
<223> OTHER INFORMATION: phosphodiester linkages
<220> FEATURE:
<221> NAME/KEY: misc_feature
<222> LOCATION: (1)..(19)
<223> OTHER INFORMATION: 2'-OH
```

```
<400> SEQUENCE: 61
```

```
ggguaaaauac auucuacau
```

19

```
<210> SEQ ID NO 62
<211> LENGTH: 19
<212> TYPE: RNA
<213> ORGANISM: Artificial
<220> FEATURE:
<223> OTHER INFORMATION: Synthetic Construct
<220> FEATURE:
<221> NAME/KEY: misc_feature
<222> LOCATION: (1)..(19)
<223> OTHER INFORMATION: phosphodiester linkages
<220> FEATURE:
<221> NAME/KEY: misc_feature
<222> LOCATION: (1)..(19)
<223> OTHER INFORMATION: 2'-OH
```

```
<400> SEQUENCE: 62
```

-continued

auguagaaug uauuuaccc

19

```
<210> SEQ ID NO 63
<211> LENGTH: 19
<212> TYPE: RNA
<213> ORGANISM: Artificial
<220> FEATURE:
<223> OTHER INFORMATION: Synthetic Construct
<220> FEATURE:
<221> NAME/KEY: misc_feature
<222> LOCATION: (1)..(1)
<223> OTHER INFORMATION: 2'-OH
<220> FEATURE:
<221> NAME/KEY: misc_feature
<222> LOCATION: (1)..(19)
<223> OTHER INFORMATION: phosphodiester linkages
<220> FEATURE:
<221> NAME/KEY: misc_feature
<222> LOCATION: (2)..(2)
<223> OTHER INFORMATION: 2'-OMe
<220> FEATURE:
<221> NAME/KEY: misc_feature
<222> LOCATION: (3)..(3)
<223> OTHER INFORMATION: 2'-OH
<220> FEATURE:
<221> NAME/KEY: misc_feature
<222> LOCATION: (4)..(4)
<223> OTHER INFORMATION: 2'-OMe
<220> FEATURE:
<221> NAME/KEY: misc_feature
<222> LOCATION: (5)..(5)
<223> OTHER INFORMATION: 2'-OH
<220> FEATURE:
<221> NAME/KEY: misc_feature
<222> LOCATION: (6)..(6)
<223> OTHER INFORMATION: 2'-OMe
<220> FEATURE:
<221> NAME/KEY: misc_feature
<222> LOCATION: (7)..(7)
<223> OTHER INFORMATION: 2'-OH
<220> FEATURE:
<221> NAME/KEY: misc_feature
<222> LOCATION: (8)..(8)
<223> OTHER INFORMATION: 2'-OMe
<220> FEATURE:
<221> NAME/KEY: misc_feature
<222> LOCATION: (9)..(9)
<223> OTHER INFORMATION: 2'-OH
<220> FEATURE:
<221> NAME/KEY: misc_feature
<222> LOCATION: (10)..(10)
<223> OTHER INFORMATION: 2'-OMe
<220> FEATURE:
<221> NAME/KEY: misc_feature
<222> LOCATION: (11)..(11)
<223> OTHER INFORMATION: 2'-OH
<220> FEATURE:
<221> NAME/KEY: misc_feature
<222> LOCATION: (12)..(12)
<223> OTHER INFORMATION: 2'-OMe
<220> FEATURE:
<221> NAME/KEY: misc_feature
<222> LOCATION: (13)..(13)
<223> OTHER INFORMATION: 2'-OH
<220> FEATURE:
<221> NAME/KEY: misc_feature
<222> LOCATION: (14)..(14)
<223> OTHER INFORMATION: 2'-OMe
<220> FEATURE:
<221> NAME/KEY: misc_feature
<222> LOCATION: (15)..(15)
<223> OTHER INFORMATION: 2'-OH
<220> FEATURE:
<221> NAME/KEY: misc_feature
<222> LOCATION: (16)..(16)
<223> OTHER INFORMATION: 2'-OMe
<220> FEATURE:
```

-continued

<221> NAME/KEY: misc_feature
<222> LOCATION: (17)..(17)
<223> OTHER INFORMATION: 2'-OH
<220> FEATURE:
<221> NAME/KEY: misc_feature
<222> LOCATION: (18)..(18)
<223> OTHER INFORMATION: 2'-OMe
<220> FEATURE:
<221> NAME/KEY: misc_feature
<222> LOCATION: (19)..(19)
<223> OTHER INFORMATION: 2'-OH

<400> SEQUENCE: 63

gggauuauac auucuacau

19

<210> SEQ ID NO 64
<211> LENGTH: 19
<212> TYPE: RNA
<213> ORGANISM: Artificial
<220> FEATURE:
<223> OTHER INFORMATION: Synthetic Construct
<220> FEATURE:
<221> NAME/KEY: misc_feature
<222> LOCATION: (1)..(1)
<223> OTHER INFORMATION: 2'-OMe
<220> FEATURE:
<221> NAME/KEY: misc_feature
<222> LOCATION: (1)..(19)
<223> OTHER INFORMATION: phosphodiester linkages
<220> FEATURE:
<221> NAME/KEY: misc_feature
<222> LOCATION: (2)..(2)
<223> OTHER INFORMATION: 2'-OH
<220> FEATURE:
<221> NAME/KEY: misc_feature
<222> LOCATION: (3)..(3)
<223> OTHER INFORMATION: 2'-OMe
<220> FEATURE:
<221> NAME/KEY: misc_feature
<222> LOCATION: (4)..(4)
<223> OTHER INFORMATION: 2'-OH
<220> FEATURE:
<221> NAME/KEY: misc_feature
<222> LOCATION: (5)..(5)
<223> OTHER INFORMATION: 2'-OMe
<220> FEATURE:
<221> NAME/KEY: misc_feature
<222> LOCATION: (6)..(6)
<223> OTHER INFORMATION: 2'-OH
<220> FEATURE:
<221> NAME/KEY: misc_feature
<222> LOCATION: (7)..(7)
<223> OTHER INFORMATION: 2'-OMe
<220> FEATURE:
<221> NAME/KEY: misc_feature
<222> LOCATION: (8)..(8)
<223> OTHER INFORMATION: 2'-OH
<220> FEATURE:
<221> NAME/KEY: misc_feature
<222> LOCATION: (9)..(9)
<223> OTHER INFORMATION: 2'-OMe
<220> FEATURE:
<221> NAME/KEY: misc_feature
<222> LOCATION: (10)..(10)
<223> OTHER INFORMATION: 2'-OH
<220> FEATURE:
<221> NAME/KEY: misc_feature
<222> LOCATION: (11)..(11)
<223> OTHER INFORMATION: 2'-OMe
<220> FEATURE:
<221> NAME/KEY: misc_feature
<222> LOCATION: (12)..(12)
<223> OTHER INFORMATION: 2'-OH
<220> FEATURE:
<221> NAME/KEY: misc_feature
<222> LOCATION: (13)..(13)
<223> OTHER INFORMATION: 2'-OMe

-continued

<220> FEATURE:
<221> NAME/KEY: misc_feature
<222> LOCATION: (14)..(14)
<223> OTHER INFORMATION: 2'-OH
<220> FEATURE:
<221> NAME/KEY: misc_feature
<222> LOCATION: (15)..(15)
<223> OTHER INFORMATION: 2'-OMe
<220> FEATURE:
<221> NAME/KEY: misc_feature
<222> LOCATION: (16)..(16)
<223> OTHER INFORMATION: 2'-OH
<220> FEATURE:
<221> NAME/KEY: misc_feature
<222> LOCATION: (17)..(17)
<223> OTHER INFORMATION: 2'-OMe
<220> FEATURE:
<221> NAME/KEY: misc_feature
<222> LOCATION: (18)..(18)
<223> OTHER INFORMATION: 2'-OH
<220> FEATURE:
<221> NAME/KEY: misc_feature
<222> LOCATION: (19)..(19)
<223> OTHER INFORMATION: 2'-OMe

<400> SEQUENCE: 64

auguagaaug uauuuaccc

19

<210> SEQ ID NO 65
<211> LENGTH: 19
<212> TYPE: RNA
<213> ORGANISM: Artificial
<220> FEATURE:
<223> OTHER INFORMATION: Synthetic Construct
<220> FEATURE:
<221> NAME/KEY: misc_feature
<222> LOCATION: (1)..(19)
<223> OTHER INFORMATION: 2'-OH
<220> FEATURE:
<221> NAME/KEY: misc_feature
<222> LOCATION: (1)..(19)
<223> OTHER INFORMATION: phosphodiester linkages

<400> SEQUENCE: 65

ucaaauccag aggcuaagca

19

<210> SEQ ID NO 66
<211> LENGTH: 19
<212> TYPE: RNA
<213> ORGANISM: Artificial
<220> FEATURE:
<223> OTHER INFORMATION: Synthetic Construct
<220> FEATURE:
<221> NAME/KEY: misc_feature
<222> LOCATION: (1)..(19)
<223> OTHER INFORMATION: 2'-OH
<220> FEATURE:
<221> NAME/KEY: misc_feature
<222> LOCATION: (1)..(19)
<223> OTHER INFORMATION: phosphodiester linkages

<400> SEQUENCE: 66

ugcuagccuc uggauuuga

19

<210> SEQ ID NO 67
<211> LENGTH: 19
<212> TYPE: RNA
<213> ORGANISM: Artificial
<220> FEATURE:
<223> OTHER INFORMATION: Synthetic Construct
<220> FEATURE:
<221> NAME/KEY: misc_feature
<222> LOCATION: (1)..(1)

-continued

<223> OTHER INFORMATION: 2'-OH
<220> FEATURE:
<221> NAME/KEY: misc_feature
<222> LOCATION: (1)..(19)
<223> OTHER INFORMATION: phosphodiester linkages
<220> FEATURE:
<221> NAME/KEY: misc_feature
<222> LOCATION: (2)..(2)
<223> OTHER INFORMATION: 2'-OMe
<220> FEATURE:
<221> NAME/KEY: misc_feature
<222> LOCATION: (3)..(3)
<223> OTHER INFORMATION: 2'-OH
<220> FEATURE:
<221> NAME/KEY: misc_feature
<222> LOCATION: (4)..(4)
<223> OTHER INFORMATION: 2'-OMe
<220> FEATURE:
<221> NAME/KEY: misc_feature
<222> LOCATION: (5)..(5)
<223> OTHER INFORMATION: 2'-OH
<220> FEATURE:
<221> NAME/KEY: misc_feature
<222> LOCATION: (6)..(6)
<223> OTHER INFORMATION: 2'-OMe
<220> FEATURE:
<221> NAME/KEY: misc_feature
<222> LOCATION: (7)..(7)
<223> OTHER INFORMATION: 2'-OH
<220> FEATURE:
<221> NAME/KEY: misc_feature
<222> LOCATION: (8)..(8)
<223> OTHER INFORMATION: 2'-OMe
<220> FEATURE:
<221> NAME/KEY: misc_feature
<222> LOCATION: (9)..(9)
<223> OTHER INFORMATION: 2'-OH
<220> FEATURE:
<221> NAME/KEY: misc_feature
<222> LOCATION: (10)..(10)
<223> OTHER INFORMATION: 2'-OMe
<220> FEATURE:
<221> NAME/KEY: misc_feature
<222> LOCATION: (11)..(11)
<223> OTHER INFORMATION: 2'-OH
<220> FEATURE:
<221> NAME/KEY: misc_feature
<222> LOCATION: (12)..(12)
<223> OTHER INFORMATION: 2'-OMe
<220> FEATURE:
<221> NAME/KEY: misc_feature
<222> LOCATION: (13)..(13)
<223> OTHER INFORMATION: 2'-OH
<220> FEATURE:
<221> NAME/KEY: misc_feature
<222> LOCATION: (14)..(14)
<223> OTHER INFORMATION: 2'-OMe
<220> FEATURE:
<221> NAME/KEY: misc_feature
<222> LOCATION: (15)..(15)
<223> OTHER INFORMATION: 2'-OH
<220> FEATURE:
<221> NAME/KEY: misc_feature
<222> LOCATION: (16)..(16)
<223> OTHER INFORMATION: 2'-OMe
<220> FEATURE:
<221> NAME/KEY: misc_feature
<222> LOCATION: (17)..(17)
<223> OTHER INFORMATION: 2'-OH
<220> FEATURE:
<221> NAME/KEY: misc_feature
<222> LOCATION: (18)..(18)
<223> OTHER INFORMATION: 2'-OMe
<220> FEATURE:
<221> NAME/KEY: misc_feature
<222> LOCATION: (19)..(19)
<223> OTHER INFORMATION: 2'-OH
<400> SEQUENCE: 67

-continued

ucaaauccag aggcuaagca

19

```
<210> SEQ ID NO 68
<211> LENGTH: 19
<212> TYPE: RNA
<213> ORGANISM: Artificial
<220> FEATURE:
<223> OTHER INFORMATION: Synthetic Construct
<220> FEATURE:
<221> NAME/KEY: misc_feature
<222> LOCATION: (1)..(1)
<223> OTHER INFORMATION: 2'-OMe
<220> FEATURE:
<221> NAME/KEY: misc_feature
<222> LOCATION: (1)..(19)
<223> OTHER INFORMATION: phosphodiester linkages
<220> FEATURE:
<221> NAME/KEY: misc_feature
<222> LOCATION: (2)..(2)
<223> OTHER INFORMATION: 2'-OH
<220> FEATURE:
<221> NAME/KEY: misc_feature
<222> LOCATION: (3)..(3)
<223> OTHER INFORMATION: 2'-OMe
<220> FEATURE:
<221> NAME/KEY: misc_feature
<222> LOCATION: (4)..(4)
<223> OTHER INFORMATION: 2'-OH
<220> FEATURE:
<221> NAME/KEY: misc_feature
<222> LOCATION: (5)..(5)
<223> OTHER INFORMATION: 2'-OMe
<220> FEATURE:
<221> NAME/KEY: misc_feature
<222> LOCATION: (6)..(6)
<223> OTHER INFORMATION: 2'-OH
<220> FEATURE:
<221> NAME/KEY: misc_feature
<222> LOCATION: (8)..(8)
<223> OTHER INFORMATION: 2'-OH
<220> FEATURE:
<221> NAME/KEY: misc_feature
<222> LOCATION: (9)..(9)
<223> OTHER INFORMATION: 2'-OMe
<220> FEATURE:
<221> NAME/KEY: misc_feature
<222> LOCATION: (10)..(10)
<223> OTHER INFORMATION: 2'-OH
<220> FEATURE:
<221> NAME/KEY: misc_feature
<222> LOCATION: (11)..(11)
<223> OTHER INFORMATION: 2'-OMe
<220> FEATURE:
<221> NAME/KEY: misc_feature
<222> LOCATION: (12)..(12)
<223> OTHER INFORMATION: 2'-OH
<220> FEATURE:
<221> NAME/KEY: misc_feature
<222> LOCATION: (13)..(13)
<223> OTHER INFORMATION: 2'-OMe
<220> FEATURE:
<221> NAME/KEY: misc_feature
<222> LOCATION: (14)..(14)
<223> OTHER INFORMATION: 2'-OH
<220> FEATURE:
<221> NAME/KEY: misc_feature
<222> LOCATION: (15)..(15)
<223> OTHER INFORMATION: 2'-OMe
<220> FEATURE:
<221> NAME/KEY: misc_feature
<222> LOCATION: (16)..(16)
<223> OTHER INFORMATION: 2'-OH
<220> FEATURE:
<221> NAME/KEY: misc_feature
<222> LOCATION: (17)..(17)
<223> OTHER INFORMATION: 2'-OMe
<220> FEATURE:
```

-continued

```

<221> NAME/KEY: misc_feature
<222> LOCATION: (18)..(18)
<223> OTHER INFORMATION: 2'-OH
<220> FEATURE:
<221> NAME/KEY: misc_feature
<222> LOCATION: (19)..(19)
<223> OTHER INFORMATION: 2'-OMe

```

```

<400> SEQUENCE: 68

```

```

ugcuagccuc uggauuuga

```

19

```

<210> SEQ ID NO 69
<211> LENGTH: 20
<212> TYPE: RNA
<213> ORGANISM: Artificial
<220> FEATURE:
<223> OTHER INFORMATION: Synthetic Construct
<220> FEATURE:
<221> NAME/KEY: misc_feature
<222> LOCATION: (1)..(1)
<223> OTHER INFORMATION: 2'-OMe
<220> FEATURE:
<221> NAME/KEY: misc_feature
<222> LOCATION: (1)..(20)
<223> OTHER INFORMATION: phosphorthioate linkages
<220> FEATURE:
<221> NAME/KEY: misc_feature
<222> LOCATION: (2)..(2)
<223> OTHER INFORMATION: 2'-OH
<220> FEATURE:
<221> NAME/KEY: misc_feature
<222> LOCATION: (3)..(3)
<223> OTHER INFORMATION: 2'-OMe
<220> FEATURE:
<221> NAME/KEY: misc_feature
<222> LOCATION: (4)..(4)
<223> OTHER INFORMATION: 2'-OH
<220> FEATURE:
<221> NAME/KEY: misc_feature
<222> LOCATION: (5)..(5)
<223> OTHER INFORMATION: 2'-OMe
<220> FEATURE:
<221> NAME/KEY: misc_feature
<222> LOCATION: (6)..(6)
<223> OTHER INFORMATION: 2'-OH
<220> FEATURE:
<221> NAME/KEY: misc_feature
<222> LOCATION: (7)..(7)
<223> OTHER INFORMATION: 2'-OMe
<220> FEATURE:
<221> NAME/KEY: misc_feature
<222> LOCATION: (8)..(8)
<223> OTHER INFORMATION: 2'-OH
<220> FEATURE:
<221> NAME/KEY: misc_feature
<222> LOCATION: (9)..(9)
<223> OTHER INFORMATION: 2'-OMe
<220> FEATURE:
<221> NAME/KEY: misc_feature
<222> LOCATION: (11)..(11)
<223> OTHER INFORMATION: 2'-OMe
<220> FEATURE:
<221> NAME/KEY: misc_feature
<222> LOCATION: (12)..(12)
<223> OTHER INFORMATION: 2'-OH
<220> FEATURE:
<221> NAME/KEY: misc_feature
<222> LOCATION: (13)..(13)
<223> OTHER INFORMATION: 2'-OMe
<220> FEATURE:
<221> NAME/KEY: misc_feature
<222> LOCATION: (14)..(14)
<223> OTHER INFORMATION: 2'-OH
<220> FEATURE:
<221> NAME/KEY: misc_feature
<222> LOCATION: (15)..(15)
<223> OTHER INFORMATION: 2'-OMe

```

-continued

```

<220> FEATURE:
<221> NAME/KEY: misc_feature
<222> LOCATION: (16)..(16)
<223> OTHER INFORMATION: 2'-OH
<220> FEATURE:
<221> NAME/KEY: misc_feature
<222> LOCATION: (17)..(17)
<223> OTHER INFORMATION: 2'-OMe
<220> FEATURE:
<221> NAME/KEY: misc_feature
<222> LOCATION: (18)..(18)
<223> OTHER INFORMATION: 2'-OH
<220> FEATURE:
<221> NAME/KEY: misc_feature
<222> LOCATION: (19)..(19)
<223> OTHER INFORMATION: 2'-OMe
<220> FEATURE:
<221> NAME/KEY: misc_feature
<222> LOCATION: (20)..(20)
<223> OTHER INFORMATION: 2'-OH

```

```

<400> SEQUENCE: 69

```

```

uuugucucug guccuuacuu

```

20

```

<210> SEQ ID NO 70
<211> LENGTH: 20
<212> TYPE: RNA
<213> ORGANISM: Artificial
<220> FEATURE:
<223> OTHER INFORMATION: Synthetic Construct
<220> FEATURE:
<221> NAME/KEY: misc_feature
<222> LOCATION: (1)..(20)
<223> OTHER INFORMATION: phosphodiester linkages
<220> FEATURE:
<221> NAME/KEY: misc_feature
<222> LOCATION: (1)..(1)
<223> OTHER INFORMATION: 2'-OH
<220> FEATURE:
<221> NAME/KEY: misc_feature
<222> LOCATION: (2)..(2)
<223> OTHER INFORMATION: 2'-OMe
<220> FEATURE:
<221> NAME/KEY: misc_feature
<222> LOCATION: (3)..(3)
<223> OTHER INFORMATION: 2'-OH
<220> FEATURE:
<221> NAME/KEY: misc_feature
<222> LOCATION: (4)..(4)
<223> OTHER INFORMATION: 2'-OMe
<220> FEATURE:
<221> NAME/KEY: misc_feature
<222> LOCATION: (5)..(5)
<223> OTHER INFORMATION: 2'-OH
<220> FEATURE:
<221> NAME/KEY: misc_feature
<222> LOCATION: (6)..(6)
<223> OTHER INFORMATION: 2'-OMe
<220> FEATURE:
<221> NAME/KEY: misc_feature
<222> LOCATION: (7)..(7)
<223> OTHER INFORMATION: 2'-OH
<220> FEATURE:
<221> NAME/KEY: misc_feature
<222> LOCATION: (8)..(8)
<223> OTHER INFORMATION: 2'-OMe
<220> FEATURE:
<221> NAME/KEY: misc_feature
<222> LOCATION: (9)..(9)
<223> OTHER INFORMATION: 2'-OH
<220> FEATURE:
<221> NAME/KEY: misc_feature
<222> LOCATION: (10)..(10)
<223> OTHER INFORMATION: 2'-OMe
<220> FEATURE:
<221> NAME/KEY: misc_feature
<222> LOCATION: (11)..(11)

```

-continued

<223> OTHER INFORMATION: 2'-OH
<220> FEATURE:
<221> NAME/KEY: misc_feature
<222> LOCATION: (12)..(12)
<223> OTHER INFORMATION: 2'-OMe
<220> FEATURE:
<221> NAME/KEY: misc_feature
<222> LOCATION: (13)..(13)
<223> OTHER INFORMATION: 2'-OH
<220> FEATURE:
<221> NAME/KEY: misc_feature
<222> LOCATION: (14)..(14)
<223> OTHER INFORMATION: 2'-OMe
<220> FEATURE:
<221> NAME/KEY: misc_feature
<222> LOCATION: (15)..(15)
<223> OTHER INFORMATION: 2'-OH
<220> FEATURE:
<221> NAME/KEY: misc_feature
<222> LOCATION: (16)..(16)
<223> OTHER INFORMATION: 2'-OMe
<220> FEATURE:
<221> NAME/KEY: misc_feature
<222> LOCATION: (17)..(17)
<223> OTHER INFORMATION: 2'-OH
<220> FEATURE:
<221> NAME/KEY: misc_feature
<222> LOCATION: (18)..(18)
<223> OTHER INFORMATION: 2'-OMe
<220> FEATURE:
<221> NAME/KEY: misc_feature
<222> LOCATION: (19)..(19)
<223> OTHER INFORMATION: 2'-OH
<220> FEATURE:
<221> NAME/KEY: misc_feature
<222> LOCATION: (20)..(20)
<223> OTHER INFORMATION: 2'-OMe

<400> SEQUENCE: 70

aaguaaggac cagagacaaa

20

<210> SEQ ID NO 71
<211> LENGTH: 20
<212> TYPE: RNA
<213> ORGANISM: Artificial
<220> FEATURE:
<223> OTHER INFORMATION: Synthetic Construct
<220> FEATURE:
<221> NAME/KEY: misc_feature
<222> LOCATION: (1)..(20)
<223> OTHER INFORMATION: phosphodiester linkages
<220> FEATURE:
<221> NAME/KEY: misc_feature
<222> LOCATION: (1)..(1)
<223> OTHER INFORMATION: 2'-OH
<220> FEATURE:
<221> NAME/KEY: misc_feature
<222> LOCATION: (2)..(2)
<223> OTHER INFORMATION: 2'-OMe
<220> FEATURE:
<221> NAME/KEY: misc_feature
<222> LOCATION: (3)..(3)
<223> OTHER INFORMATION: 2'-OH
<220> FEATURE:
<221> NAME/KEY: misc_feature
<222> LOCATION: (4)..(4)
<223> OTHER INFORMATION: 2'-OMe
<220> FEATURE:
<221> NAME/KEY: misc_feature
<222> LOCATION: (5)..(5)
<223> OTHER INFORMATION: 2'-OH
<220> FEATURE:
<221> NAME/KEY: misc_feature
<222> LOCATION: (6)..(6)
<223> OTHER INFORMATION: 2'-OMe
<220> FEATURE:
<221> NAME/KEY: misc_feature

-continued

```

<222> LOCATION: (7)..(7)
<223> OTHER INFORMATION: 2'-OH
<220> FEATURE:
<221> NAME/KEY: misc_feature
<222> LOCATION: (8)..(8)
<223> OTHER INFORMATION: 2'-OMe
<220> FEATURE:
<221> NAME/KEY: misc_feature
<222> LOCATION: (9)..(9)
<223> OTHER INFORMATION: 2'-OH
<220> FEATURE:
<221> NAME/KEY: misc_feature
<222> LOCATION: (10)..(10)
<223> OTHER INFORMATION: 2'-OMe
<220> FEATURE:
<221> NAME/KEY: misc_feature
<222> LOCATION: (11)..(11)
<223> OTHER INFORMATION: 2'-OH
<220> FEATURE:
<221> NAME/KEY: misc_feature
<222> LOCATION: (12)..(12)
<223> OTHER INFORMATION: 2'-OMe
<220> FEATURE:
<221> NAME/KEY: misc_feature
<222> LOCATION: (13)..(13)
<223> OTHER INFORMATION: 2'-OH
<220> FEATURE:
<221> NAME/KEY: misc_feature
<222> LOCATION: (14)..(14)
<223> OTHER INFORMATION: 2'-OMe
<220> FEATURE:
<221> NAME/KEY: misc_feature
<222> LOCATION: (15)..(15)
<223> OTHER INFORMATION: 2'-OH
<220> FEATURE:
<221> NAME/KEY: misc_feature
<222> LOCATION: (16)..(16)
<223> OTHER INFORMATION: 2'-OMe
<220> FEATURE:
<221> NAME/KEY: misc_feature
<222> LOCATION: (17)..(17)
<223> OTHER INFORMATION: 2'-OH
<220> FEATURE:
<221> NAME/KEY: misc_feature
<222> LOCATION: (18)..(18)
<223> OTHER INFORMATION: 2'-OMe
<220> FEATURE:
<221> NAME/KEY: misc_feature
<222> LOCATION: (19)..(19)
<223> OTHER INFORMATION: 2'-OH
<220> FEATURE:
<221> NAME/KEY: misc_feature
<222> LOCATION: (20)..(20)
<223> OTHER INFORMATION: 2'-OMe

```

```

<400> SEQUENCE: 71

```

```

uuugucucug guccuuacuu

```

20

```

<210> SEQ ID NO 72
<211> LENGTH: 20
<212> TYPE: RNA
<213> ORGANISM: Artificial
<220> FEATURE:
<223> OTHER INFORMATION: Synthetic Construct
<220> FEATURE:
<221> NAME/KEY: misc_feature
<222> LOCATION: (1)..(1)
<223> OTHER INFORMATION: 2'-OH
<220> FEATURE:
<221> NAME/KEY: misc_feature
<222> LOCATION: (2)..(20)
<223> OTHER INFORMATION: phosphorthioate linkages
<220> FEATURE:
<221> NAME/KEY: misc_feature
<222> LOCATION: (3)..(3)
<223> OTHER INFORMATION: 2'-OH
<220> FEATURE:

```

-continued

```

<221> NAME/KEY: misc_feature
<222> LOCATION: (5)..(5)
<223> OTHER INFORMATION: 2'-OH
<220> FEATURE:
<221> NAME/KEY: misc_feature
<222> LOCATION: (7)..(7)
<223> OTHER INFORMATION: 2'-OH
<220> FEATURE:
<221> NAME/KEY: misc_feature
<222> LOCATION: (9)..(9)
<223> OTHER INFORMATION: 2'-OH
<220> FEATURE:
<221> NAME/KEY: misc_feature
<222> LOCATION: (11)..(11)
<223> OTHER INFORMATION: 2'-OH
<220> FEATURE:
<221> NAME/KEY: misc_feature
<222> LOCATION: (13)..(13)
<223> OTHER INFORMATION: 2'-OH
<220> FEATURE:
<221> NAME/KEY: misc_feature
<222> LOCATION: (15)..(15)
<223> OTHER INFORMATION: 2'-OH
<220> FEATURE:
<221> NAME/KEY: misc_feature
<222> LOCATION: (17)..(17)
<223> OTHER INFORMATION: 2'-OH
<220> FEATURE:
<221> NAME/KEY: misc_feature
<222> LOCATION: (19)..(19)
<223> OTHER INFORMATION: 2'-OH

```

```

<400> SEQUENCE: 72

```

```

uuugucucug guccuuacuu

```

20

```

<210> SEQ ID NO 73
<211> LENGTH: 20
<212> TYPE: RNA
<213> ORGANISM: Artificial
<220> FEATURE:
<223> OTHER INFORMATION: Synthetic Construct
<220> FEATURE:
<221> NAME/KEY: misc_feature
<222> LOCATION: (1)..(20)
<223> OTHER INFORMATION: phosphodiester linkages
<220> FEATURE:
<221> NAME/KEY: misc_feature
<222> LOCATION: (1)..(1)
<223> OTHER INFORMATION: 2'-OH
<220> FEATURE:
<221> NAME/KEY: misc_feature
<222> LOCATION: (2)..(2)
<223> OTHER INFORMATION: 2'-F
<220> FEATURE:
<221> NAME/KEY: misc_feature
<222> LOCATION: (3)..(3)
<223> OTHER INFORMATION: 2'-OH
<220> FEATURE:
<221> NAME/KEY: misc_feature
<222> LOCATION: (4)..(4)
<223> OTHER INFORMATION: 2'-F
<220> FEATURE:
<221> NAME/KEY: misc_feature
<222> LOCATION: (5)..(5)
<223> OTHER INFORMATION: 2'-OH
<220> FEATURE:
<221> NAME/KEY: misc_feature
<222> LOCATION: (6)..(6)
<223> OTHER INFORMATION: 2'-F
<220> FEATURE:
<221> NAME/KEY: misc_feature
<222> LOCATION: (7)..(7)
<223> OTHER INFORMATION: 2'-OH
<220> FEATURE:
<221> NAME/KEY: misc_feature
<222> LOCATION: (8)..(8)
<223> OTHER INFORMATION: 2'-F

```

-continued

```

<220> FEATURE:
<221> NAME/KEY: misc_feature
<222> LOCATION: (9)..(9)
<223> OTHER INFORMATION: 2'-OH
<220> FEATURE:
<221> NAME/KEY: misc_feature
<222> LOCATION: (10)..(10)
<223> OTHER INFORMATION: 2'-F
<220> FEATURE:
<221> NAME/KEY: misc_feature
<222> LOCATION: (11)..(11)
<223> OTHER INFORMATION: 2'-OH
<220> FEATURE:
<221> NAME/KEY: misc_feature
<222> LOCATION: (12)..(12)
<223> OTHER INFORMATION: 2'-F
<220> FEATURE:
<221> NAME/KEY: misc_feature
<222> LOCATION: (13)..(13)
<223> OTHER INFORMATION: 2'-OH
<220> FEATURE:
<221> NAME/KEY: misc_feature
<222> LOCATION: (14)..(14)
<223> OTHER INFORMATION: 2'-F
<220> FEATURE:
<221> NAME/KEY: misc_feature
<222> LOCATION: (15)..(15)
<223> OTHER INFORMATION: 2'-OH
<220> FEATURE:
<221> NAME/KEY: misc_feature
<222> LOCATION: (16)..(16)
<223> OTHER INFORMATION: 2'-F
<220> FEATURE:
<221> NAME/KEY: misc_feature
<222> LOCATION: (17)..(17)
<223> OTHER INFORMATION: 2'-OH
<220> FEATURE:
<221> NAME/KEY: misc_feature
<222> LOCATION: (18)..(18)
<223> OTHER INFORMATION: 2'-F
<220> FEATURE:
<221> NAME/KEY: misc_feature
<222> LOCATION: (19)..(19)
<223> OTHER INFORMATION: 2'-OH

```

```

<400> SEQUENCE: 73

```

```

uuugucucug guccuuacuu

```

20

```

<210> SEQ ID NO 74
<211> LENGTH: 20
<212> TYPE: RNA
<213> ORGANISM: Artificial
<220> FEATURE:
<223> OTHER INFORMATION: Synthetic Construct
<220> FEATURE:
<221> NAME/KEY: misc_feature
<222> LOCATION: (1)..(1)
<223> OTHER INFORMATION: 2'-OH
<220> FEATURE:
<221> NAME/KEY: misc_feature
<222> LOCATION: (2)..(20)
<223> OTHER INFORMATION: phosphorthioate linkages
<220> FEATURE:
<221> NAME/KEY: misc_feature
<222> LOCATION: (2)..(2)
<223> OTHER INFORMATION: 2'-F
<220> FEATURE:
<221> NAME/KEY: misc_feature
<222> LOCATION: (3)..(3)
<223> OTHER INFORMATION: 2'-OH
<220> FEATURE:
<221> NAME/KEY: misc_feature
<222> LOCATION: (4)..(4)
<223> OTHER INFORMATION: 2'-F
<220> FEATURE:
<221> NAME/KEY: misc_feature
<222> LOCATION: (5)..(5)

```

-continued

```
<223> OTHER INFORMATION: 2'-OH
<220> FEATURE:
<221> NAME/KEY: misc_feature
<222> LOCATION: (6)..(6)
<223> OTHER INFORMATION: 2'-F
<220> FEATURE:
<221> NAME/KEY: misc_feature
<222> LOCATION: (7)..(7)
<223> OTHER INFORMATION: 2'-OH
<220> FEATURE:
<221> NAME/KEY: misc_feature
<222> LOCATION: (8)..(8)
<223> OTHER INFORMATION: 2'-F
<220> FEATURE:
<221> NAME/KEY: misc_feature
<222> LOCATION: (9)..(9)
<223> OTHER INFORMATION: 2'-OH
<220> FEATURE:
<221> NAME/KEY: misc_feature
<222> LOCATION: (10)..(10)
<223> OTHER INFORMATION: 2'-F
<220> FEATURE:
<221> NAME/KEY: misc_feature
<222> LOCATION: (11)..(11)
<223> OTHER INFORMATION: 2'-OH
<220> FEATURE:
<221> NAME/KEY: misc_feature
<222> LOCATION: (12)..(12)
<223> OTHER INFORMATION: 2'-F
<220> FEATURE:
<221> NAME/KEY: misc_feature
<222> LOCATION: (13)..(13)
<223> OTHER INFORMATION: 2'-OH
<220> FEATURE:
<221> NAME/KEY: misc_feature
<222> LOCATION: (14)..(14)
<223> OTHER INFORMATION: 2'-F
<220> FEATURE:
<221> NAME/KEY: misc_feature
<222> LOCATION: (15)..(15)
<223> OTHER INFORMATION: 2'-OH
<220> FEATURE:
<221> NAME/KEY: misc_feature
<222> LOCATION: (16)..(16)
<223> OTHER INFORMATION: 2'-F
<220> FEATURE:
<221> NAME/KEY: misc_feature
<222> LOCATION: (17)..(17)
<223> OTHER INFORMATION: 2'-OH
<220> FEATURE:
<221> NAME/KEY: misc_feature
<222> LOCATION: (19)..(19)
<223> OTHER INFORMATION: 2'-OH
<220> FEATURE:
<221> NAME/KEY: misc_feature
<222> LOCATION: (20)..(20)
<223> OTHER INFORMATION: 2'-F
```

```
<400> SEQUENCE: 74
```

```
uuugucucug guccuuacuu
```

20

```
<210> SEQ ID NO 75
<211> LENGTH: 20
<212> TYPE: RNA
<213> ORGANISM: Artificial
<220> FEATURE:
<223> OTHER INFORMATION: Synthetic Construct
<220> FEATURE:
<221> NAME/KEY: misc_feature
<222> LOCATION: (1)..(20)
<223> OTHER INFORMATION: phosphodiester linkages
<220> FEATURE:
<221> NAME/KEY: misc_feature
<222> LOCATION: (1)..(1)
<223> OTHER INFORMATION: 2'-OH
<220> FEATURE:
<221> NAME/KEY: misc_feature
```


-continued

<222> LOCATION: (2)..(2)
<223> OTHER INFORMATION: 2'-F
<220> FEATURE:
<221> NAME/KEY: misc_feature
<222> LOCATION: (3)..(3)
<223> OTHER INFORMATION: 2'-OH
<220> FEATURE:
<221> NAME/KEY: misc_feature
<222> LOCATION: (4)..(4)
<223> OTHER INFORMATION: 2'-F
<220> FEATURE:
<221> NAME/KEY: misc_feature
<222> LOCATION: (5)..(5)
<223> OTHER INFORMATION: 2'-OH
<220> FEATURE:
<221> NAME/KEY: misc_feature
<222> LOCATION: (6)..(6)
<223> OTHER INFORMATION: 2'-F
<220> FEATURE:
<221> NAME/KEY: misc_feature
<222> LOCATION: (7)..(7)
<223> OTHER INFORMATION: 2'-OH
<220> FEATURE:
<221> NAME/KEY: misc_feature
<222> LOCATION: (8)..(8)
<223> OTHER INFORMATION: 2'-F
<220> FEATURE:
<221> NAME/KEY: misc_feature
<222> LOCATION: (9)..(9)
<223> OTHER INFORMATION: 2'-OH
<220> FEATURE:
<221> NAME/KEY: misc_feature
<222> LOCATION: (11)..(11)
<223> OTHER INFORMATION: 2'-OH
<220> FEATURE:
<221> NAME/KEY: misc_feature
<222> LOCATION: (12)..(12)
<223> OTHER INFORMATION: 2'-F
<220> FEATURE:
<221> NAME/KEY: misc_feature
<222> LOCATION: (13)..(13)
<223> OTHER INFORMATION: 2'-OH
<220> FEATURE:
<221> NAME/KEY: misc_feature
<222> LOCATION: (14)..(14)
<223> OTHER INFORMATION: 2'-F
<220> FEATURE:
<221> NAME/KEY: misc_feature
<222> LOCATION: (15)..(15)
<223> OTHER INFORMATION: 2'-OH
<220> FEATURE:
<221> NAME/KEY: misc_feature
<222> LOCATION: (16)..(16)
<223> OTHER INFORMATION: 2'-F
<220> FEATURE:
<221> NAME/KEY: misc_feature
<222> LOCATION: (17)..(17)
<223> OTHER INFORMATION: 2'-OH
<220> FEATURE:
<221> NAME/KEY: misc_feature
<222> LOCATION: (18)..(18)
<223> OTHER INFORMATION: 2'-F
<220> FEATURE:
<221> NAME/KEY: misc_feature
<222> LOCATION: (19)..(19)
<223> OTHER INFORMATION: 2'-OH
<220> FEATURE:
<221> NAME/KEY: misc_feature
<222> LOCATION: (20)..(20)
<223> OTHER INFORMATION: 2'-F

<400> SEQUENCE: 75

aaguaaggac cagagacaaa

20

<210> SEQ ID NO 76
<211> LENGTH: 20
<212> TYPE: RNA

-continued

<213> ORGANISM: Artificial
<220> FEATURE:
<223> OTHER INFORMATION: Synthetic Construct
<220> FEATURE:
<221> NAME/KEY: misc_feature
<222> LOCATION: (1)..(1)
<223> OTHER INFORMATION: 2'-F
<220> FEATURE:
<221> NAME/KEY: misc_feature
<222> LOCATION: (1)..(20)
<223> OTHER INFORMATION: phosphodiester linkages
<220> FEATURE:
<221> NAME/KEY: misc_feature
<222> LOCATION: (2)..(2)
<223> OTHER INFORMATION: 2'-OH
<220> FEATURE:
<221> NAME/KEY: misc_feature
<222> LOCATION: (3)..(3)
<223> OTHER INFORMATION: 2'-F
<220> FEATURE:
<221> NAME/KEY: misc_feature
<222> LOCATION: (4)..(4)
<223> OTHER INFORMATION: 2'-OH
<220> FEATURE:
<221> NAME/KEY: misc_feature
<222> LOCATION: (5)..(5)
<223> OTHER INFORMATION: 2'-F
<220> FEATURE:
<221> NAME/KEY: misc_feature
<222> LOCATION: (6)..(6)
<223> OTHER INFORMATION: 2'-OH
<220> FEATURE:
<221> NAME/KEY: misc_feature
<222> LOCATION: (7)..(7)
<223> OTHER INFORMATION: 2'-F
<220> FEATURE:
<221> NAME/KEY: misc_feature
<222> LOCATION: (8)..(8)
<223> OTHER INFORMATION: 2'-OH
<220> FEATURE:
<221> NAME/KEY: misc_feature
<222> LOCATION: (9)..(9)
<223> OTHER INFORMATION: 2'-F
<220> FEATURE:
<221> NAME/KEY: misc_feature
<222> LOCATION: (10)..(10)
<223> OTHER INFORMATION: 2'-OH
<220> FEATURE:
<221> NAME/KEY: misc_feature
<222> LOCATION: (11)..(11)
<223> OTHER INFORMATION: 2'-F
<220> FEATURE:
<221> NAME/KEY: misc_feature
<222> LOCATION: (12)..(12)
<223> OTHER INFORMATION: 2'-OH
<220> FEATURE:
<221> NAME/KEY: misc_feature
<222> LOCATION: (13)..(13)
<223> OTHER INFORMATION: 2'-F
<220> FEATURE:
<221> NAME/KEY: misc_feature
<222> LOCATION: (14)..(14)
<223> OTHER INFORMATION: 2'-OH
<220> FEATURE:
<221> NAME/KEY: misc_feature
<222> LOCATION: (15)..(15)
<223> OTHER INFORMATION: 2'-F
<220> FEATURE:
<221> NAME/KEY: misc_feature
<222> LOCATION: (16)..(16)
<223> OTHER INFORMATION: 2'-OH
<220> FEATURE:
<221> NAME/KEY: misc_feature
<222> LOCATION: (17)..(17)
<223> OTHER INFORMATION: 2'-F
<220> FEATURE:
<221> NAME/KEY: misc_feature
<222> LOCATION: (18)..(18)
<223> OTHER INFORMATION: 2'-OH

-continued

<220> FEATURE:
<221> NAME/KEY: misc_feature
<222> LOCATION: (19)..(19)
<223> OTHER INFORMATION: 2'-F
<220> FEATURE:
<221> NAME/KEY: misc_feature
<222> LOCATION: (20)..(20)
<223> OTHER INFORMATION: 2'-OH

<400> SEQUENCE: 76

aaguaaggac cagagacaaa

20

<210> SEQ ID NO 77
<211> LENGTH: 20
<212> TYPE: RNA
<213> ORGANISM: Artificial
<220> FEATURE:
<223> OTHER INFORMATION: Synthetic Construct
<220> FEATURE:
<221> NAME/KEY: misc_feature
<222> LOCATION: (1)..(20)
<223> OTHER INFORMATION: phosphodiester linkages
<220> FEATURE:
<221> NAME/KEY: misc_feature
<222> LOCATION: (1)..(1)
<223> OTHER INFORMATION: 2'-F
<220> FEATURE:
<221> NAME/KEY: misc_feature
<222> LOCATION: (2)..(2)
<223> OTHER INFORMATION: 2'-OH
<220> FEATURE:
<221> NAME/KEY: misc_feature
<222> LOCATION: (3)..(3)
<223> OTHER INFORMATION: 2'-F
<220> FEATURE:
<221> NAME/KEY: misc_feature
<222> LOCATION: (4)..(4)
<223> OTHER INFORMATION: 2'-OH
<220> FEATURE:
<221> NAME/KEY: misc_feature
<222> LOCATION: (5)..(5)
<223> OTHER INFORMATION: 2'-F
<220> FEATURE:
<221> NAME/KEY: misc_feature
<222> LOCATION: (6)..(6)
<223> OTHER INFORMATION: 2'-OH
<220> FEATURE:
<221> NAME/KEY: misc_feature
<222> LOCATION: (7)..(7)
<223> OTHER INFORMATION: 2'-F
<220> FEATURE:
<221> NAME/KEY: misc_feature
<222> LOCATION: (8)..(8)
<223> OTHER INFORMATION: 2'-OH
<220> FEATURE:
<221> NAME/KEY: misc_feature
<222> LOCATION: (9)..(9)
<223> OTHER INFORMATION: 2'-F
<220> FEATURE:
<221> NAME/KEY: misc_feature
<222> LOCATION: (10)..(10)
<223> OTHER INFORMATION: 2'-OH
<220> FEATURE:
<221> NAME/KEY: misc_feature
<222> LOCATION: (11)..(11)
<223> OTHER INFORMATION: 2'-F
<220> FEATURE:
<221> NAME/KEY: misc_feature
<222> LOCATION: (12)..(12)
<223> OTHER INFORMATION: 2'-OH
<220> FEATURE:
<221> NAME/KEY: misc_feature
<222> LOCATION: (13)..(13)
<223> OTHER INFORMATION: 2'-F
<220> FEATURE:
<221> NAME/KEY: misc_feature
<222> LOCATION: (14)..(14)

-continued

```
<223> OTHER INFORMATION: 2'-OH
<220> FEATURE:
<221> NAME/KEY: misc_feature
<222> LOCATION: (15)..(15)
<223> OTHER INFORMATION: 2'-F
<220> FEATURE:
<221> NAME/KEY: misc_feature
<222> LOCATION: (16)..(16)
<223> OTHER INFORMATION: 2'-OH
<220> FEATURE:
<221> NAME/KEY: misc_feature
<222> LOCATION: (17)..(17)
<223> OTHER INFORMATION: 2'-F
<220> FEATURE:
<221> NAME/KEY: misc_feature
<222> LOCATION: (18)..(18)
<223> OTHER INFORMATION: 2'-OH
<220> FEATURE:
<221> NAME/KEY: misc_feature
<222> LOCATION: (19)..(19)
<223> OTHER INFORMATION: 2'-F
<220> FEATURE:
<221> NAME/KEY: misc_feature
<222> LOCATION: (20)..(20)
<223> OTHER INFORMATION: 2'-OH
```

```
<400> SEQUENCE: 77
```

```
uuugucucug guccuuacuu
```

20

```
<210> SEQ ID NO 78
<211> LENGTH: 20
<212> TYPE: RNA
<213> ORGANISM: Artificial
<220> FEATURE:
<223> OTHER INFORMATION: Synthetic Construct
<220> FEATURE:
<221> NAME/KEY: misc_feature
<222> LOCATION: (1)..(20)
<223> OTHER INFORMATION: phosphorthioate linkages
<220> FEATURE:
<221> NAME/KEY: misc_feature
<222> LOCATION: (1)..(1)
<223> OTHER INFORMATION: 2'-F
<220> FEATURE:
<221> NAME/KEY: misc_feature
<222> LOCATION: (2)..(2)
<223> OTHER INFORMATION: 2'-OH
<220> FEATURE:
<221> NAME/KEY: misc_feature
<222> LOCATION: (3)..(3)
<223> OTHER INFORMATION: 2'-F
<220> FEATURE:
<221> NAME/KEY: misc_feature
<222> LOCATION: (4)..(4)
<223> OTHER INFORMATION: 2'-OH
<220> FEATURE:
<221> NAME/KEY: misc_feature
<222> LOCATION: (5)..(5)
<223> OTHER INFORMATION: 2'-F
<220> FEATURE:
<221> NAME/KEY: misc_feature
<222> LOCATION: (6)..(6)
<223> OTHER INFORMATION: 2'-OH
<220> FEATURE:
<221> NAME/KEY: misc_feature
<222> LOCATION: (7)..(7)
<223> OTHER INFORMATION: 2'-F
<220> FEATURE:
<221> NAME/KEY: misc_feature
<222> LOCATION: (8)..(8)
<223> OTHER INFORMATION: 2'-OH
<220> FEATURE:
<221> NAME/KEY: misc_feature
<222> LOCATION: (9)..(9)
<223> OTHER INFORMATION: 2'-F
<220> FEATURE:
<221> NAME/KEY: misc_feature
```

-continued

```

<222> LOCATION: (10)..(10)
<223> OTHER INFORMATION: 2'-OH
<220> FEATURE:
<221> NAME/KEY: misc_feature
<222> LOCATION: (11)..(11)
<223> OTHER INFORMATION: 2'-F
<220> FEATURE:
<221> NAME/KEY: misc_feature
<222> LOCATION: (12)..(12)
<223> OTHER INFORMATION: 2'-OH
<220> FEATURE:
<221> NAME/KEY: misc_feature
<222> LOCATION: (13)..(13)
<223> OTHER INFORMATION: 2'-F
<220> FEATURE:
<221> NAME/KEY: misc_feature
<222> LOCATION: (14)..(14)
<223> OTHER INFORMATION: 2'-OH
<220> FEATURE:
<221> NAME/KEY: misc_feature
<222> LOCATION: (15)..(15)
<223> OTHER INFORMATION: 2'-F
<220> FEATURE:
<221> NAME/KEY: misc_feature
<222> LOCATION: (16)..(16)
<223> OTHER INFORMATION: 2'-OH
<220> FEATURE:
<221> NAME/KEY: misc_feature
<222> LOCATION: (17)..(17)
<223> OTHER INFORMATION: 2'-F
<220> FEATURE:
<221> NAME/KEY: misc_feature
<222> LOCATION: (18)..(18)
<223> OTHER INFORMATION: 2'-OH
<220> FEATURE:
<221> NAME/KEY: misc_feature
<222> LOCATION: (19)..(19)
<223> OTHER INFORMATION: 2'-F
<220> FEATURE:
<221> NAME/KEY: misc_feature
<222> LOCATION: (20)..(20)
<223> OTHER INFORMATION: 2'-OH

```

```

<400> SEQUENCE: 78

```

```

uuugucucug guccuuacuu

```

20

```

<210> SEQ ID NO 79
<211> LENGTH: 20
<212> TYPE: DNA
<213> ORGANISM: Artificial
<220> FEATURE:
<223> OTHER INFORMATION: Synthetic Construct
<220> FEATURE:
<221> NAME/KEY: misc_feature
<222> LOCATION: (1)..(20)
<223> OTHER INFORMATION: phosphodiester linkages
<220> FEATURE:
<221> NAME/KEY: misc_feature
<222> LOCATION: (1)..(1)
<223> OTHER INFORMATION: 2'-OH with deoxy sugar
<220> FEATURE:
<221> NAME/KEY: misc_feature
<222> LOCATION: (2)..(2)
<223> OTHER INFORMATION: 2'-F
<220> FEATURE:
<221> NAME/KEY: misc_feature
<222> LOCATION: (3)..(3)
<223> OTHER INFORMATION: 2'-OH with deoxy sugar
<220> FEATURE:
<221> NAME/KEY: misc_feature
<222> LOCATION: (4)..(4)
<223> OTHER INFORMATION: 2'-F
<220> FEATURE:
<221> NAME/KEY: misc_feature
<222> LOCATION: (5)..(5)
<223> OTHER INFORMATION: 2'-OH with deoxy sugar
<220> FEATURE:

```

-continued

```

<221> NAME/KEY: misc_feature
<222> LOCATION: (6)..(6)
<223> OTHER INFORMATION: 2'-F
<220> FEATURE:
<221> NAME/KEY: misc_feature
<222> LOCATION: (7)..(7)
<223> OTHER INFORMATION: 2'-OH with deoxy sugar
<220> FEATURE:
<221> NAME/KEY: misc_feature
<222> LOCATION: (8)..(8)
<223> OTHER INFORMATION: 2'-F
<220> FEATURE:
<221> NAME/KEY: misc_feature
<222> LOCATION: (9)..(9)
<223> OTHER INFORMATION: 2'-OH with deoxy sugar
<220> FEATURE:
<221> NAME/KEY: misc_feature
<222> LOCATION: (10)..(10)
<223> OTHER INFORMATION: 2'-F
<220> FEATURE:
<221> NAME/KEY: misc_feature
<222> LOCATION: (11)..(11)
<223> OTHER INFORMATION: 2'-OH with deoxy sugar
<220> FEATURE:
<221> NAME/KEY: misc_feature
<222> LOCATION: (12)..(12)
<223> OTHER INFORMATION: 2'-F
<220> FEATURE:
<221> NAME/KEY: misc_feature
<222> LOCATION: (13)..(13)
<223> OTHER INFORMATION: 2'-OH with deoxy sugar
<220> FEATURE:
<221> NAME/KEY: misc_feature
<222> LOCATION: (14)..(14)
<223> OTHER INFORMATION: 2'-F
<220> FEATURE:
<221> NAME/KEY: misc_feature
<222> LOCATION: (15)..(15)
<223> OTHER INFORMATION: 2'-OH with deoxy sugar
<220> FEATURE:
<221> NAME/KEY: misc_feature
<222> LOCATION: (16)..(16)
<223> OTHER INFORMATION: 2'-F
<220> FEATURE:
<221> NAME/KEY: misc_feature
<222> LOCATION: (17)..(17)
<223> OTHER INFORMATION: 2'-OH with deoxy sugar
<220> FEATURE:
<221> NAME/KEY: misc_feature
<222> LOCATION: (18)..(18)
<223> OTHER INFORMATION: 2'-F
<220> FEATURE:
<221> NAME/KEY: misc_feature
<222> LOCATION: (19)..(19)
<223> OTHER INFORMATION: 2'-OH with deoxy sugar
<220> FEATURE:
<221> NAME/KEY: misc_feature
<222> LOCATION: (20)..(20)
<223> OTHER INFORMATION: 2'-F

```

```

<400> SEQUENCE: 79

```

```

tutgtctctg gucctuactu

```

20

```

<210> SEQ ID NO 80
<211> LENGTH: 20
<212> TYPE: DNA
<213> ORGANISM: Artificial
<220> FEATURE:
<223> OTHER INFORMATION: Synthetic Construct
<220> FEATURE:
<221> NAME/KEY: misc_feature
<222> LOCATION: (1)..(20)
<223> OTHER INFORMATION: phosphorthioate linkages
<220> FEATURE:
<221> NAME/KEY: misc_feature
<222> LOCATION: (1)..(1)
<223> OTHER INFORMATION: 2'-F

```

-continued

```
<220> FEATURE:
<221> NAME/KEY: misc_feature
<222> LOCATION: (2)..(2)
<223> OTHER INFORMATION: 2'-OH with deoxy sugar
<220> FEATURE:
<221> NAME/KEY: misc_feature
<222> LOCATION: (3)..(3)
<223> OTHER INFORMATION: 2'-F
<220> FEATURE:
<221> NAME/KEY: misc_feature
<222> LOCATION: (4)..(4)
<223> OTHER INFORMATION: 2'-OH with deoxy sugar
<220> FEATURE:
<221> NAME/KEY: misc_feature
<222> LOCATION: (5)..(5)
<223> OTHER INFORMATION: 2'-F
<220> FEATURE:
<221> NAME/KEY: misc_feature
<222> LOCATION: (6)..(6)
<223> OTHER INFORMATION: 2'-OH with deoxy sugar
<220> FEATURE:
<221> NAME/KEY: misc_feature
<222> LOCATION: (7)..(7)
<223> OTHER INFORMATION: 2'-F
<220> FEATURE:
<221> NAME/KEY: misc_feature
<222> LOCATION: (8)..(8)
<223> OTHER INFORMATION: 2'-OH with deoxy sugar
<220> FEATURE:
<221> NAME/KEY: misc_feature
<222> LOCATION: (9)..(9)
<223> OTHER INFORMATION: 2'-F
<220> FEATURE:
<221> NAME/KEY: misc_feature
<222> LOCATION: (10)..(10)
<223> OTHER INFORMATION: 2'-OH with deoxy sugar
<220> FEATURE:
<221> NAME/KEY: misc_feature
<222> LOCATION: (11)..(11)
<223> OTHER INFORMATION: 2'-F
<220> FEATURE:
<221> NAME/KEY: misc_feature
<222> LOCATION: (12)..(12)
<223> OTHER INFORMATION: 2'-OH with deoxy sugar
<220> FEATURE:
<221> NAME/KEY: misc_feature
<222> LOCATION: (13)..(13)
<223> OTHER INFORMATION: 2'-F
<220> FEATURE:
<221> NAME/KEY: misc_feature
<222> LOCATION: (14)..(14)
<223> OTHER INFORMATION: 2'-OH with deoxy sugar
<220> FEATURE:
<221> NAME/KEY: misc_feature
<222> LOCATION: (15)..(15)
<223> OTHER INFORMATION: 2'-F
<220> FEATURE:
<221> NAME/KEY: misc_feature
<222> LOCATION: (16)..(16)
<223> OTHER INFORMATION: 2'-OH with deoxy sugar
<220> FEATURE:
<221> NAME/KEY: misc_feature
<222> LOCATION: (17)..(17)
<223> OTHER INFORMATION: 2'-F
<220> FEATURE:
<221> NAME/KEY: misc_feature
<222> LOCATION: (18)..(18)
<223> OTHER INFORMATION: 2'-OH with deoxy sugar
<220> FEATURE:
<221> NAME/KEY: misc_feature
<222> LOCATION: (19)..(19)
<223> OTHER INFORMATION: 2'-F
<220> FEATURE:
<221> NAME/KEY: misc_feature
<222> LOCATION: (20)..(20)
<223> OTHER INFORMATION: 2'-OH with deoxy sugar

<400> SEQUENCE: 80
```

-continued

utcautccug gtctctgtut

20

<210> SEQ ID NO 81
<211> LENGTH: 20
<212> TYPE: RNA
<213> ORGANISM: Artificial
<220> FEATURE:
<223> OTHER INFORMATION: Synthetic Construct
<220> FEATURE:
<221> NAME/KEY: misc_feature
<222> LOCATION: (1)..(20)
<223> OTHER INFORMATION: phosphodiester linkages
<220> FEATURE:
<221> NAME/KEY: misc_feature
<222> LOCATION: (1)..(1)
<223> OTHER INFORMATION: 2'-OH with deoxy sugar
<220> FEATURE:
<221> NAME/KEY: misc_feature
<222> LOCATION: (2)..(2)
<223> OTHER INFORMATION: 2'-F
<220> FEATURE:
<221> NAME/KEY: misc_feature
<222> LOCATION: (3)..(3)
<223> OTHER INFORMATION: 2'-OH with deoxy sugar
<220> FEATURE:
<221> NAME/KEY: misc_feature
<222> LOCATION: (4)..(4)
<223> OTHER INFORMATION: 2'-F
<220> FEATURE:
<221> NAME/KEY: misc_feature
<222> LOCATION: (5)..(5)
<223> OTHER INFORMATION: 2'-OH with deoxy sugar
<220> FEATURE:
<221> NAME/KEY: misc_feature
<222> LOCATION: (6)..(6)
<223> OTHER INFORMATION: 2'-F
<220> FEATURE:
<221> NAME/KEY: misc_feature
<222> LOCATION: (7)..(7)
<223> OTHER INFORMATION: 2'-OH with deoxy sugar
<220> FEATURE:
<221> NAME/KEY: misc_feature
<222> LOCATION: (8)..(8)
<223> OTHER INFORMATION: 2'-F
<220> FEATURE:
<221> NAME/KEY: misc_feature
<222> LOCATION: (9)..(9)
<223> OTHER INFORMATION: 2'-OH with deoxy sugar
<220> FEATURE:
<221> NAME/KEY: misc_feature
<222> LOCATION: (10)..(10)
<223> OTHER INFORMATION: 2'-F
<220> FEATURE:
<221> NAME/KEY: misc_feature
<222> LOCATION: (11)..(11)
<223> OTHER INFORMATION: 2'-OH with deoxy sugar
<220> FEATURE:
<221> NAME/KEY: misc_feature
<222> LOCATION: (12)..(12)
<223> OTHER INFORMATION: 2'-F
<220> FEATURE:
<221> NAME/KEY: misc_feature
<222> LOCATION: (13)..(13)
<223> OTHER INFORMATION: 2'-OH with deoxy sugar
<220> FEATURE:
<221> NAME/KEY: misc_feature
<222> LOCATION: (14)..(14)
<223> OTHER INFORMATION: 2'-F
<220> FEATURE:
<221> NAME/KEY: misc_feature
<222> LOCATION: (15)..(15)
<223> OTHER INFORMATION: 2'-OH with deoxy sugar
<220> FEATURE:
<221> NAME/KEY: misc_feature
<222> LOCATION: (16)..(16)
<223> OTHER INFORMATION: 2'-F
<220> FEATURE:
<221> NAME/KEY: misc_feature

-continued

<222> LOCATION: (17)..(17)
<223> OTHER INFORMATION: 2'-OH with deoxy sugar
<220> FEATURE:
<221> NAME/KEY: misc_feature
<222> LOCATION: (18)..(18)
<223> OTHER INFORMATION: 2'-F
<220> FEATURE:
<221> NAME/KEY: misc_feature
<222> LOCATION: (19)..(19)
<223> OTHER INFORMATION: 2'-OH with deoxy sugar
<220> FEATURE:
<221> NAME/KEY: misc_feature
<222> LOCATION: (20)..(20)
<223> OTHER INFORMATION: 2'-F

<400> SEQUENCE: 81

aaguaaggac cagagacaaa

20

<210> SEQ ID NO 82
<211> LENGTH: 20
<212> TYPE: DNA
<213> ORGANISM: Artificial
<220> FEATURE:
<223> OTHER INFORMATION: Synthetic Construct
<220> FEATURE:
<221> NAME/KEY: misc_feature
<222> LOCATION: (1)..(20)
<223> OTHER INFORMATION: phosphodiester linkages
<220> FEATURE:
<221> NAME/KEY: misc_feature
<222> LOCATION: (1)..(1)
<223> OTHER INFORMATION: 2'-F
<220> FEATURE:
<221> NAME/KEY: misc_feature
<222> LOCATION: (2)..(2)
<223> OTHER INFORMATION: 2'-OH with deoxy sugar
<220> FEATURE:
<221> NAME/KEY: misc_feature
<222> LOCATION: (3)..(3)
<223> OTHER INFORMATION: 2'-F
<220> FEATURE:
<221> NAME/KEY: misc_feature
<222> LOCATION: (4)..(4)
<223> OTHER INFORMATION: 2'-OH with deoxy sugar
<220> FEATURE:
<221> NAME/KEY: misc_feature
<222> LOCATION: (5)..(5)
<223> OTHER INFORMATION: 2'-F
<220> FEATURE:
<221> NAME/KEY: misc_feature
<222> LOCATION: (6)..(6)
<223> OTHER INFORMATION: 2'-OH with deoxy sugar
<220> FEATURE:
<221> NAME/KEY: misc_feature
<222> LOCATION: (7)..(7)
<223> OTHER INFORMATION: 2'-F
<220> FEATURE:
<221> NAME/KEY: misc_feature
<222> LOCATION: (8)..(8)
<223> OTHER INFORMATION: 2'-OH with deoxy sugar
<220> FEATURE:
<221> NAME/KEY: misc_feature
<222> LOCATION: (9)..(9)
<223> OTHER INFORMATION: 2'-F
<220> FEATURE:
<221> NAME/KEY: misc_feature
<222> LOCATION: (10)..(10)
<223> OTHER INFORMATION: 2'-OH with deoxy sugar
<220> FEATURE:
<221> NAME/KEY: misc_feature
<222> LOCATION: (11)..(11)
<223> OTHER INFORMATION: 2'-F
<220> FEATURE:
<221> NAME/KEY: misc_feature
<222> LOCATION: (12)..(12)
<223> OTHER INFORMATION: 2'-OH with deoxy sugar
<220> FEATURE:

-continued

```
<221> NAME/KEY: misc_feature
<222> LOCATION: (13)..(13)
<223> OTHER INFORMATION: 2'-F
<220> FEATURE:
<221> NAME/KEY: misc_feature
<222> LOCATION: (14)..(14)
<223> OTHER INFORMATION: 2'-OH with deoxy sugar
<220> FEATURE:
<221> NAME/KEY: misc_feature
<222> LOCATION: (15)..(15)
<223> OTHER INFORMATION: 2'-F
<220> FEATURE:
<221> NAME/KEY: misc_feature
<222> LOCATION: (16)..(16)
<223> OTHER INFORMATION: 2'-OH with deoxy sugar
<220> FEATURE:
<221> NAME/KEY: misc_feature
<222> LOCATION: (17)..(17)
<223> OTHER INFORMATION: 2'-F
<220> FEATURE:
<221> NAME/KEY: misc_feature
<222> LOCATION: (18)..(18)
<223> OTHER INFORMATION: 2'-OH with deoxy sugar
<220> FEATURE:
<221> NAME/KEY: misc_feature
<222> LOCATION: (19)..(19)
<223> OTHER INFORMATION: 2'-F
<220> FEATURE:
<221> NAME/KEY: misc_feature
<222> LOCATION: (20)..(20)
<223> OTHER INFORMATION: 2'-OH with deoxy sugar

<400> SEQUENCE: 82
```

aagtaaggac cagagacaaa

20

```
<210> SEQ ID NO 83
<211> LENGTH: 20
<212> TYPE: DNA
<213> ORGANISM: Artificial
<220> FEATURE:
<223> OTHER INFORMATION: Synthetic Construct
<220> FEATURE:
<221> NAME/KEY: misc_feature
<222> LOCATION: (1)..(20)
<223> OTHER INFORMATION: phosphodiester linkages
<220> FEATURE:
<221> NAME/KEY: misc_feature
<222> LOCATION: (1)..(1)
<223> OTHER INFORMATION: 2'-OH with deoxy sugar
<220> FEATURE:
<221> NAME/KEY: misc_feature
<222> LOCATION: (2)..(2)
<223> OTHER INFORMATION: 2'-F
<220> FEATURE:
<221> NAME/KEY: misc_feature
<222> LOCATION: (3)..(3)
<223> OTHER INFORMATION: 2'-OH with deoxy sugar
<220> FEATURE:
<221> NAME/KEY: misc_feature
<222> LOCATION: (4)..(4)
<223> OTHER INFORMATION: 2'-F
<220> FEATURE:
<221> NAME/KEY: misc_feature
<222> LOCATION: (5)..(5)
<223> OTHER INFORMATION: 2'-OH with deoxy sugar
<220> FEATURE:
<221> NAME/KEY: misc_feature
<222> LOCATION: (6)..(6)
<223> OTHER INFORMATION: 2'-F
<220> FEATURE:
<221> NAME/KEY: misc_feature
<222> LOCATION: (7)..(7)
<223> OTHER INFORMATION: 2'-OH with deoxy sugar
<220> FEATURE:
<221> NAME/KEY: misc_feature
<222> LOCATION: (8)..(8)
<223> OTHER INFORMATION: 2'-F
```

-continued

```
<220> FEATURE:
<221> NAME/KEY: misc_feature
<222> LOCATION: (9)..(9)
<223> OTHER INFORMATION: 2'-OH with deoxy sugar
<220> FEATURE:
<221> NAME/KEY: misc_feature
<222> LOCATION: (10)..(10)
<223> OTHER INFORMATION: 2'-F
<220> FEATURE:
<221> NAME/KEY: misc_feature
<222> LOCATION: (11)..(11)
<223> OTHER INFORMATION: 2'-OH with deoxy sugar
<220> FEATURE:
<221> NAME/KEY: misc_feature
<222> LOCATION: (12)..(12)
<223> OTHER INFORMATION: 2'-F
<220> FEATURE:
<221> NAME/KEY: misc_feature
<222> LOCATION: (13)..(13)
<223> OTHER INFORMATION: 2'-OH with deoxy sugar
<220> FEATURE:
<221> NAME/KEY: misc_feature
<222> LOCATION: (14)..(14)
<223> OTHER INFORMATION: 2'-F
<220> FEATURE:
<221> NAME/KEY: misc_feature
<222> LOCATION: (15)..(15)
<223> OTHER INFORMATION: 2'-OH with deoxy sugar
<220> FEATURE:
<221> NAME/KEY: misc_feature
<222> LOCATION: (16)..(16)
<223> OTHER INFORMATION: 2'-F
<220> FEATURE:
<221> NAME/KEY: misc_feature
<222> LOCATION: (17)..(17)
<223> OTHER INFORMATION: 2'-OH with deoxy sugar
<220> FEATURE:
<221> NAME/KEY: misc_feature
<222> LOCATION: (18)..(18)
<223> OTHER INFORMATION: 2'-F
<220> FEATURE:
<221> NAME/KEY: misc_feature
<222> LOCATION: (19)..(19)
<223> OTHER INFORMATION: 2'-OH with deoxy sugar
<220> FEATURE:
<221> NAME/KEY: misc_feature
<222> LOCATION: (20)..(20)
<223> OTHER INFORMATION: 2'-F
```

```
<400> SEQUENCE: 83
```

```
utugucucug gtccutacut
```

20

```
<210> SEQ ID NO 84
<211> LENGTH: 20
<212> TYPE: DNA
<213> ORGANISM: Artificial
<220> FEATURE:
<223> OTHER INFORMATION: Synthetic Construct
<220> FEATURE:
<221> NAME/KEY: misc_feature
<222> LOCATION: (1)..(20)
<223> OTHER INFORMATION: phosphorthioate linkages
<220> FEATURE:
<221> NAME/KEY: misc_feature
<222> LOCATION: (1)..(1)
<223> OTHER INFORMATION: 2'-OH with deoxy sugar
<220> FEATURE:
<221> NAME/KEY: misc_feature
<222> LOCATION: (2)..(2)
<223> OTHER INFORMATION: 2'-F
<220> FEATURE:
<221> NAME/KEY: misc_feature
<222> LOCATION: (3)..(3)
<223> OTHER INFORMATION: 2'-OH with deoxy sugar
<220> FEATURE:
<221> NAME/KEY: misc_feature
<222> LOCATION: (4)..(4)
```

-continued

```
<223> OTHER INFORMATION: 2'-F
<220> FEATURE:
<221> NAME/KEY: misc_feature
<222> LOCATION: (5)..(5)
<223> OTHER INFORMATION: 2'-OH with deoxy sugar
<220> FEATURE:
<221> NAME/KEY: misc_feature
<222> LOCATION: (6)..(6)
<223> OTHER INFORMATION: 2'-F
<220> FEATURE:
<221> NAME/KEY: misc_feature
<222> LOCATION: (7)..(7)
<223> OTHER INFORMATION: 2'-OH with deoxy sugar
<220> FEATURE:
<221> NAME/KEY: misc_feature
<222> LOCATION: (8)..(8)
<223> OTHER INFORMATION: 2'-F
<220> FEATURE:
<221> NAME/KEY: misc_feature
<222> LOCATION: (9)..(9)
<223> OTHER INFORMATION: 2'-OH with deoxy sugar
<220> FEATURE:
<221> NAME/KEY: misc_feature
<222> LOCATION: (10)..(10)
<223> OTHER INFORMATION: 2'-F
<220> FEATURE:
<221> NAME/KEY: misc_feature
<222> LOCATION: (11)..(11)
<223> OTHER INFORMATION: 2'-OH with deoxy sugar
<220> FEATURE:
<221> NAME/KEY: misc_feature
<222> LOCATION: (12)..(12)
<223> OTHER INFORMATION: 2'-F
<220> FEATURE:
<221> NAME/KEY: misc_feature
<222> LOCATION: (13)..(13)
<223> OTHER INFORMATION: 2'-OH with deoxy sugar
<220> FEATURE:
<221> NAME/KEY: misc_feature
<222> LOCATION: (14)..(14)
<223> OTHER INFORMATION: 2'-F
<220> FEATURE:
<221> NAME/KEY: misc_feature
<222> LOCATION: (15)..(15)
<223> OTHER INFORMATION: 2'-OH with deoxy sugar
<220> FEATURE:
<221> NAME/KEY: misc_feature
<222> LOCATION: (16)..(16)
<223> OTHER INFORMATION: 2'-F
<220> FEATURE:
<221> NAME/KEY: misc_feature
<222> LOCATION: (17)..(17)
<223> OTHER INFORMATION: 2'-OH with deoxy sugar
<220> FEATURE:
<221> NAME/KEY: misc_feature
<222> LOCATION: (18)..(18)
<223> OTHER INFORMATION: 2'-F
<220> FEATURE:
<221> NAME/KEY: misc_feature
<222> LOCATION: (19)..(19)
<223> OTHER INFORMATION: 2'-OH with deoxy sugar
<220> FEATURE:
<221> NAME/KEY: misc_feature
<222> LOCATION: (20)..(20)
<223> OTHER INFORMATION: 2'-F
```

```
<400> SEQUENCE: 84
```

```
utugucucug gtccutacut
```

20

```
<210> SEQ ID NO 85
<211> LENGTH: 20
<212> TYPE: RNA
<213> ORGANISM: Artificial
<220> FEATURE:
<223> OTHER INFORMATION: Synthetic Construct
<220> FEATURE:
<221> NAME/KEY: misc_feature
```

-continued

<222> LOCATION: (1)..(20)
<223> OTHER INFORMATION: phosphorthioate linkages
<220> FEATURE:
<221> NAME/KEY: misc_feature
<222> LOCATION: (1)..(1)
<223> OTHER INFORMATION: 2'-OMe
<220> FEATURE:
<221> NAME/KEY: misc_feature
<222> LOCATION: (2)..(2)
<223> OTHER INFORMATION: 2'-F
<220> FEATURE:
<221> NAME/KEY: misc_feature
<222> LOCATION: (3)..(3)
<223> OTHER INFORMATION: 2'-OMe
<220> FEATURE:
<221> NAME/KEY: misc_feature
<222> LOCATION: (4)..(4)
<223> OTHER INFORMATION: 2'-F
<220> FEATURE:
<221> NAME/KEY: misc_feature
<222> LOCATION: (5)..(5)
<223> OTHER INFORMATION: 2'-OMe
<220> FEATURE:
<221> NAME/KEY: misc_feature
<222> LOCATION: (6)..(6)
<223> OTHER INFORMATION: 2'-F
<220> FEATURE:
<221> NAME/KEY: misc_feature
<222> LOCATION: (7)..(7)
<223> OTHER INFORMATION: 2'-OMe
<220> FEATURE:
<221> NAME/KEY: misc_feature
<222> LOCATION: (8)..(8)
<223> OTHER INFORMATION: 2'-F
<220> FEATURE:
<221> NAME/KEY: misc_feature
<222> LOCATION: (9)..(9)
<223> OTHER INFORMATION: 2'-OMe
<220> FEATURE:
<221> NAME/KEY: misc_feature
<222> LOCATION: (10)..(10)
<223> OTHER INFORMATION: 2'-F
<220> FEATURE:
<221> NAME/KEY: misc_feature
<222> LOCATION: (11)..(11)
<223> OTHER INFORMATION: 2'-OMe
<220> FEATURE:
<221> NAME/KEY: misc_feature
<222> LOCATION: (12)..(12)
<223> OTHER INFORMATION: 2'-F
<220> FEATURE:
<221> NAME/KEY: misc_feature
<222> LOCATION: (13)..(13)
<223> OTHER INFORMATION: 2'-OMe
<220> FEATURE:
<221> NAME/KEY: misc_feature
<222> LOCATION: (14)..(14)
<223> OTHER INFORMATION: 2'-F
<220> FEATURE:
<221> NAME/KEY: misc_feature
<222> LOCATION: (15)..(15)
<223> OTHER INFORMATION: 2'-OMe
<220> FEATURE:
<221> NAME/KEY: misc_feature
<222> LOCATION: (16)..(16)
<223> OTHER INFORMATION: 2'-F
<220> FEATURE:
<221> NAME/KEY: misc_feature
<222> LOCATION: (17)..(17)
<223> OTHER INFORMATION: 2'-OMe
<220> FEATURE:
<221> NAME/KEY: misc_feature
<222> LOCATION: (18)..(18)
<223> OTHER INFORMATION: 2'-F
<220> FEATURE:
<221> NAME/KEY: misc_feature
<222> LOCATION: (19)..(19)
<223> OTHER INFORMATION: 2'-OMe
<220> FEATURE:

-continued

<221> NAME/KEY: misc_feature
<222> LOCATION: (20)..(20)
<223> OTHER INFORMATION: 2'-F

<400> SEQUENCE: 85

uuugucucug guccuuacuu

20

<210> SEQ ID NO 86
<211> LENGTH: 20
<212> TYPE: RNA
<213> ORGANISM: Artificial
<220> FEATURE:
<223> OTHER INFORMATION: Synthetic Construct
<220> FEATURE:
<221> NAME/KEY: misc_feature
<222> LOCATION: (1)..(20)
<223> OTHER INFORMATION: phosphodiester linkages
<220> FEATURE:
<221> NAME/KEY: misc_feature
<222> LOCATION: (1)..(1)
<223> OTHER INFORMATION: 2'-OMe
<220> FEATURE:
<221> NAME/KEY: misc_feature
<222> LOCATION: (2)..(2)
<223> OTHER INFORMATION: 2'-F
<220> FEATURE:
<221> NAME/KEY: misc_feature
<222> LOCATION: (3)..(3)
<223> OTHER INFORMATION: 2'-OMe
<220> FEATURE:
<221> NAME/KEY: misc_feature
<222> LOCATION: (4)..(4)
<223> OTHER INFORMATION: 2'-F
<220> FEATURE:
<221> NAME/KEY: misc_feature
<222> LOCATION: (5)..(5)
<223> OTHER INFORMATION: 2'-OMe
<220> FEATURE:
<221> NAME/KEY: misc_feature
<222> LOCATION: (6)..(6)
<223> OTHER INFORMATION: 2'-F
<220> FEATURE:
<221> NAME/KEY: misc_feature
<222> LOCATION: (7)..(7)
<223> OTHER INFORMATION: 2'-OMe
<220> FEATURE:
<221> NAME/KEY: misc_feature
<222> LOCATION: (8)..(8)
<223> OTHER INFORMATION: 2'-F
<220> FEATURE:
<221> NAME/KEY: misc_feature
<222> LOCATION: (9)..(9)
<223> OTHER INFORMATION: 2'-OMe
<220> FEATURE:
<221> NAME/KEY: misc_feature
<222> LOCATION: (10)..(10)
<223> OTHER INFORMATION: 2'-F
<220> FEATURE:
<221> NAME/KEY: misc_feature
<222> LOCATION: (11)..(11)
<223> OTHER INFORMATION: 2'-OMe
<220> FEATURE:
<221> NAME/KEY: misc_feature
<222> LOCATION: (12)..(12)
<223> OTHER INFORMATION: 2'-F
<220> FEATURE:
<221> NAME/KEY: misc_feature
<222> LOCATION: (13)..(13)
<223> OTHER INFORMATION: 2'-OMe
<220> FEATURE:
<221> NAME/KEY: misc_feature
<222> LOCATION: (14)..(14)
<223> OTHER INFORMATION: 2'-F
<220> FEATURE:
<221> NAME/KEY: misc_feature
<222> LOCATION: (15)..(15)
<223> OTHER INFORMATION: 2'-OMe

-continued

<220> FEATURE:
<221> NAME/KEY: misc_feature
<222> LOCATION: (16)..(16)
<223> OTHER INFORMATION: 2'-F
<220> FEATURE:
<221> NAME/KEY: misc_feature
<222> LOCATION: (17)..(17)
<223> OTHER INFORMATION: 2'-OMe
<220> FEATURE:
<221> NAME/KEY: misc_feature
<222> LOCATION: (18)..(18)
<223> OTHER INFORMATION: 2'-F
<220> FEATURE:
<221> NAME/KEY: misc_feature
<222> LOCATION: (19)..(19)
<223> OTHER INFORMATION: 2'-OMe
<220> FEATURE:
<221> NAME/KEY: misc_feature
<222> LOCATION: (20)..(20)
<223> OTHER INFORMATION: 2'-F

<400> SEQUENCE: 86

uuugucucug guccuuacuu

20

<210> SEQ ID NO 87
<211> LENGTH: 20
<212> TYPE: RNA
<213> ORGANISM: Artificial
<220> FEATURE:
<223> OTHER INFORMATION: Synthetic Construct
<220> FEATURE:
<221> NAME/KEY: misc_feature
<222> LOCATION: (1)..(20)
<223> OTHER INFORMATION: phosphodiester linkages
<220> FEATURE:
<221> NAME/KEY: misc_feature
<222> LOCATION: (1)..(1)
<223> OTHER INFORMATION: 2'-OMe
<220> FEATURE:
<221> NAME/KEY: misc_feature
<222> LOCATION: (2)..(2)
<223> OTHER INFORMATION: 2'-F
<220> FEATURE:
<221> NAME/KEY: misc_feature
<222> LOCATION: (3)..(3)
<223> OTHER INFORMATION: 2'-OMe
<220> FEATURE:
<221> NAME/KEY: misc_feature
<222> LOCATION: (4)..(4)
<223> OTHER INFORMATION: 2'-F
<220> FEATURE:
<221> NAME/KEY: misc_feature
<222> LOCATION: (5)..(5)
<223> OTHER INFORMATION: 2'-OMe
<220> FEATURE:
<221> NAME/KEY: misc_feature
<222> LOCATION: (6)..(6)
<223> OTHER INFORMATION: 2'-F
<220> FEATURE:
<221> NAME/KEY: misc_feature
<222> LOCATION: (7)..(7)
<223> OTHER INFORMATION: 2'-OMe
<220> FEATURE:
<221> NAME/KEY: misc_feature
<222> LOCATION: (8)..(8)
<223> OTHER INFORMATION: 2'-F
<220> FEATURE:
<221> NAME/KEY: misc_feature
<222> LOCATION: (9)..(9)
<223> OTHER INFORMATION: 2'-OMe
<220> FEATURE:
<221> NAME/KEY: misc_feature
<222> LOCATION: (10)..(10)
<223> OTHER INFORMATION: 2'-F
<220> FEATURE:
<221> NAME/KEY: misc_feature
<222> LOCATION: (11)..(11)

-continued

```
<223> OTHER INFORMATION: 2'-OMe
<220> FEATURE:
<221> NAME/KEY: misc_feature
<222> LOCATION: (12)..(12)
<223> OTHER INFORMATION: 2'-F
<220> FEATURE:
<221> NAME/KEY: misc_feature
<222> LOCATION: (13)..(13)
<223> OTHER INFORMATION: 2'-OMe
<220> FEATURE:
<221> NAME/KEY: misc_feature
<222> LOCATION: (14)..(14)
<223> OTHER INFORMATION: 2'-F
<220> FEATURE:
<221> NAME/KEY: misc_feature
<222> LOCATION: (15)..(15)
<223> OTHER INFORMATION: 2'-OMe
<220> FEATURE:
<221> NAME/KEY: misc_feature
<222> LOCATION: (16)..(16)
<223> OTHER INFORMATION: 2'-F
<220> FEATURE:
<221> NAME/KEY: misc_feature
<222> LOCATION: (17)..(17)
<223> OTHER INFORMATION: 2'-OMe
<220> FEATURE:
<221> NAME/KEY: misc_feature
<222> LOCATION: (18)..(18)
<223> OTHER INFORMATION: 2'-F
<220> FEATURE:
<221> NAME/KEY: misc_feature
<222> LOCATION: (19)..(19)
<223> OTHER INFORMATION: 2'-OMe
<220> FEATURE:
<221> NAME/KEY: misc_feature
<222> LOCATION: (20)..(20)
<223> OTHER INFORMATION: 2'-F
```

```
<400> SEQUENCE: 87
```

```
uuugucucug guccuuacuu
```

20

```
<210> SEQ ID NO 88
<211> LENGTH: 20
<212> TYPE: RNA
<213> ORGANISM: Artificial
<220> FEATURE:
<223> OTHER INFORMATION: Synthetic Construct
<220> FEATURE:
<221> NAME/KEY: misc_feature
<222> LOCATION: (1)..(20)
<223> OTHER INFORMATION: phosphodiester linkages
<220> FEATURE:
<221> NAME/KEY: misc_feature
<222> LOCATION: (1)..(1)
<223> OTHER INFORMATION: 2'-F
<220> FEATURE:
<221> NAME/KEY: misc_feature
<222> LOCATION: (2)..(2)
<223> OTHER INFORMATION: 2'-OMe
<220> FEATURE:
<221> NAME/KEY: misc_feature
<222> LOCATION: (3)..(3)
<223> OTHER INFORMATION: 2'-F
<220> FEATURE:
<221> NAME/KEY: misc_feature
<222> LOCATION: (4)..(4)
<223> OTHER INFORMATION: 2'-OMe
<220> FEATURE:
<221> NAME/KEY: misc_feature
<222> LOCATION: (5)..(5)
<223> OTHER INFORMATION: 2'-F
<220> FEATURE:
<221> NAME/KEY: misc_feature
<222> LOCATION: (6)..(6)
<223> OTHER INFORMATION: 2'-OMe
<220> FEATURE:
<221> NAME/KEY: misc_feature
```


-continued

<222> LOCATION: (7)..(7)
<223> OTHER INFORMATION: 2'-F
<220> FEATURE:
<221> NAME/KEY: misc_feature
<222> LOCATION: (8)..(8)
<223> OTHER INFORMATION: 2'-OMe
<220> FEATURE:
<221> NAME/KEY: misc_feature
<222> LOCATION: (9)..(9)
<223> OTHER INFORMATION: 2'-F
<220> FEATURE:
<221> NAME/KEY: misc_feature
<222> LOCATION: (10)..(10)
<223> OTHER INFORMATION: 2'-OMe
<220> FEATURE:
<221> NAME/KEY: misc_feature
<222> LOCATION: (11)..(11)
<223> OTHER INFORMATION: 2'-F
<220> FEATURE:
<221> NAME/KEY: misc_feature
<222> LOCATION: (12)..(12)
<223> OTHER INFORMATION: 2'-OMe
<220> FEATURE:
<221> NAME/KEY: misc_feature
<222> LOCATION: (13)..(13)
<223> OTHER INFORMATION: 2'-F
<220> FEATURE:
<221> NAME/KEY: misc_feature
<222> LOCATION: (14)..(14)
<223> OTHER INFORMATION: 2'-OMe
<220> FEATURE:
<221> NAME/KEY: misc_feature
<222> LOCATION: (15)..(15)
<223> OTHER INFORMATION: 2'-F
<220> FEATURE:
<221> NAME/KEY: misc_feature
<222> LOCATION: (16)..(16)
<223> OTHER INFORMATION: 2'-OMe
<220> FEATURE:
<221> NAME/KEY: misc_feature
<222> LOCATION: (17)..(17)
<223> OTHER INFORMATION: 2'-F
<220> FEATURE:
<221> NAME/KEY: misc_feature
<222> LOCATION: (18)..(18)
<223> OTHER INFORMATION: 2'-OMe
<220> FEATURE:
<221> NAME/KEY: misc_feature
<222> LOCATION: (19)..(19)
<223> OTHER INFORMATION: 2'-F
<220> FEATURE:
<221> NAME/KEY: misc_feature
<222> LOCATION: (20)..(20)
<223> OTHER INFORMATION: 2'-OMe

<400> SEQUENCE: 88

uuugucucug guccuuacuu

20

<210> SEQ ID NO 89
<211> LENGTH: 20
<212> TYPE: RNA
<213> ORGANISM: Artificial
<220> FEATURE:
<223> OTHER INFORMATION: Synthetic Construct
<220> FEATURE:
<221> NAME/KEY: misc_feature
<222> LOCATION: (1)..(20)
<223> OTHER INFORMATION: phosphodiester linkages
<220> FEATURE:
<221> NAME/KEY: misc_feature
<222> LOCATION: (1)..(1)
<223> OTHER INFORMATION: 2'-F
<220> FEATURE:
<221> NAME/KEY: misc_feature
<222> LOCATION: (2)..(2)
<223> OTHER INFORMATION: 2'-OMe
<220> FEATURE:

-continued

```
<221> NAME/KEY: misc_feature
<222> LOCATION: (3)..(3)
<223> OTHER INFORMATION: 2'-F
<220> FEATURE:
<221> NAME/KEY: misc_feature
<222> LOCATION: (4)..(4)
<223> OTHER INFORMATION: 2'-OMe
<220> FEATURE:
<221> NAME/KEY: misc_feature
<222> LOCATION: (5)..(5)
<223> OTHER INFORMATION: 2'-F
<220> FEATURE:
<221> NAME/KEY: misc_feature
<222> LOCATION: (6)..(6)
<223> OTHER INFORMATION: 2'-OMe
<220> FEATURE:
<221> NAME/KEY: misc_feature
<222> LOCATION: (7)..(7)
<223> OTHER INFORMATION: 2'-F
<220> FEATURE:
<221> NAME/KEY: misc_feature
<222> LOCATION: (8)..(8)
<223> OTHER INFORMATION: 2'-OMe
<220> FEATURE:
<221> NAME/KEY: misc_feature
<222> LOCATION: (9)..(9)
<223> OTHER INFORMATION: 2'-F
<220> FEATURE:
<221> NAME/KEY: misc_feature
<222> LOCATION: (10)..(10)
<223> OTHER INFORMATION: 2'-OMe
<220> FEATURE:
<221> NAME/KEY: misc_feature
<222> LOCATION: (11)..(11)
<223> OTHER INFORMATION: 2'-F
<220> FEATURE:
<221> NAME/KEY: misc_feature
<222> LOCATION: (12)..(12)
<223> OTHER INFORMATION: 2'-OMe
<220> FEATURE:
<221> NAME/KEY: misc_feature
<222> LOCATION: (13)..(13)
<223> OTHER INFORMATION: 2'-F
<220> FEATURE:
<221> NAME/KEY: misc_feature
<222> LOCATION: (14)..(14)
<223> OTHER INFORMATION: 2'-OMe
<220> FEATURE:
<221> NAME/KEY: misc_feature
<222> LOCATION: (15)..(15)
<223> OTHER INFORMATION: 2'-F
<220> FEATURE:
<221> NAME/KEY: misc_feature
<222> LOCATION: (16)..(16)
<223> OTHER INFORMATION: 2'-OMe
<220> FEATURE:
<221> NAME/KEY: misc_feature
<222> LOCATION: (17)..(17)
<223> OTHER INFORMATION: 2'-F
<220> FEATURE:
<221> NAME/KEY: misc_feature
<222> LOCATION: (18)..(18)
<223> OTHER INFORMATION: 2'-OMe
<220> FEATURE:
<221> NAME/KEY: misc_feature
<222> LOCATION: (19)..(19)
<223> OTHER INFORMATION: 2'-F
<220> FEATURE:
<221> NAME/KEY: misc_feature
<222> LOCATION: (20)..(20)
<223> OTHER INFORMATION: 2'-OMe
```

```
<400> SEQUENCE: 89
```

```
aaguaaggac cagagacaaa
```

20

```
<210> SEQ ID NO 90
<211> LENGTH: 19
```

-continued

<212> TYPE: RNA
<213> ORGANISM: Artificial
<220> FEATURE:
<223> OTHER INFORMATION: Synthetic Construct
<220> FEATURE:
<221> NAME/KEY: misc_feature
<222> LOCATION: (1)..(19)
<223> OTHER INFORMATION: phosphodiester linkages
<220> FEATURE:
<221> NAME/KEY: misc_feature
<222> LOCATION: (1)..(1)
<223> OTHER INFORMATION: 2'-OMe
<220> FEATURE:
<221> NAME/KEY: misc_feature
<222> LOCATION: (2)..(2)
<223> OTHER INFORMATION: 2'-F
<220> FEATURE:
<221> NAME/KEY: misc_feature
<222> LOCATION: (3)..(3)
<223> OTHER INFORMATION: 2'-OMe
<220> FEATURE:
<221> NAME/KEY: misc_feature
<222> LOCATION: (4)..(4)
<223> OTHER INFORMATION: 2'-F
<220> FEATURE:
<221> NAME/KEY: misc_feature
<222> LOCATION: (5)..(5)
<223> OTHER INFORMATION: 2'-OMe
<220> FEATURE:
<221> NAME/KEY: misc_feature
<222> LOCATION: (6)..(6)
<223> OTHER INFORMATION: 2'-F
<220> FEATURE:
<221> NAME/KEY: misc_feature
<222> LOCATION: (7)..(7)
<223> OTHER INFORMATION: 2'-OMe
<220> FEATURE:
<221> NAME/KEY: misc_feature
<222> LOCATION: (8)..(8)
<223> OTHER INFORMATION: 2'-F
<220> FEATURE:
<221> NAME/KEY: misc_feature
<222> LOCATION: (9)..(9)
<223> OTHER INFORMATION: 2'-OMe
<220> FEATURE:
<221> NAME/KEY: misc_feature
<222> LOCATION: (10)..(10)
<223> OTHER INFORMATION: 2'-F
<220> FEATURE:
<221> NAME/KEY: misc_feature
<222> LOCATION: (11)..(11)
<223> OTHER INFORMATION: 2'-OMe
<220> FEATURE:
<221> NAME/KEY: misc_feature
<222> LOCATION: (12)..(12)
<223> OTHER INFORMATION: 2'-F
<220> FEATURE:
<221> NAME/KEY: misc_feature
<222> LOCATION: (13)..(13)
<223> OTHER INFORMATION: 2'-OMe
<220> FEATURE:
<221> NAME/KEY: misc_feature
<222> LOCATION: (14)..(14)
<223> OTHER INFORMATION: 2'-F
<220> FEATURE:
<221> NAME/KEY: misc_feature
<222> LOCATION: (15)..(15)
<223> OTHER INFORMATION: 2'-OMe
<220> FEATURE:
<221> NAME/KEY: misc_feature
<222> LOCATION: (16)..(16)
<223> OTHER INFORMATION: 2'-F
<220> FEATURE:
<221> NAME/KEY: misc_feature
<222> LOCATION: (17)..(17)
<223> OTHER INFORMATION: 2'-OMe
<220> FEATURE:
<221> NAME/KEY: misc_feature
<222> LOCATION: (18)..(18)

-continued

<223> OTHER INFORMATION: 2'-F
<220> FEATURE:
<221> NAME/KEY: misc_feature
<222> LOCATION: (19)..(19)
<223> OTHER INFORMATION: 2'-OMe

<400> SEQUENCE: 90

auguagaaug uauuuaccc

19

<210> SEQ ID NO 91
<211> LENGTH: 19
<212> TYPE: RNA
<213> ORGANISM: Artificial
<220> FEATURE:
<223> OTHER INFORMATION: Synthetic Construct
<220> FEATURE:
<221> NAME/KEY: misc_feature
<222> LOCATION: (1)..(19)
<223> OTHER INFORMATION: phosphodiester linkages
<220> FEATURE:
<221> NAME/KEY: misc_feature
<222> LOCATION: (1)..(1)
<223> OTHER INFORMATION: 2'-F
<220> FEATURE:
<221> NAME/KEY: misc_feature
<222> LOCATION: (2)..(2)
<223> OTHER INFORMATION: 2'-OMe
<220> FEATURE:
<221> NAME/KEY: misc_feature
<222> LOCATION: (3)..(3)
<223> OTHER INFORMATION: 2'-F
<220> FEATURE:
<221> NAME/KEY: misc_feature
<222> LOCATION: (4)..(4)
<223> OTHER INFORMATION: 2'-OMe
<220> FEATURE:
<221> NAME/KEY: misc_feature
<222> LOCATION: (5)..(5)
<223> OTHER INFORMATION: 2'-F
<220> FEATURE:
<221> NAME/KEY: misc_feature
<222> LOCATION: (6)..(6)
<223> OTHER INFORMATION: 2'-OMe
<220> FEATURE:
<221> NAME/KEY: misc_feature
<222> LOCATION: (7)..(7)
<223> OTHER INFORMATION: 2'-F
<220> FEATURE:
<221> NAME/KEY: misc_feature
<222> LOCATION: (8)..(8)
<223> OTHER INFORMATION: 2'-OMe
<220> FEATURE:
<221> NAME/KEY: misc_feature
<222> LOCATION: (9)..(9)
<223> OTHER INFORMATION: 2'-F
<220> FEATURE:
<221> NAME/KEY: misc_feature
<222> LOCATION: (10)..(10)
<223> OTHER INFORMATION: 2'-OMe
<220> FEATURE:
<221> NAME/KEY: misc_feature
<222> LOCATION: (11)..(11)
<223> OTHER INFORMATION: 2'-F
<220> FEATURE:
<221> NAME/KEY: misc_feature
<222> LOCATION: (12)..(12)
<223> OTHER INFORMATION: 2'-OMe
<220> FEATURE:
<221> NAME/KEY: misc_feature
<222> LOCATION: (13)..(13)
<223> OTHER INFORMATION: 2'-F
<220> FEATURE:
<221> NAME/KEY: misc_feature
<222> LOCATION: (14)..(14)
<223> OTHER INFORMATION: 2'-OMe
<220> FEATURE:
<221> NAME/KEY: misc_feature

-continued

```

<222> LOCATION: (15)..(15)
<223> OTHER INFORMATION: 2'-F
<220> FEATURE:
<221> NAME/KEY: misc_feature
<222> LOCATION: (16)..(16)
<223> OTHER INFORMATION: 2'-OMe
<220> FEATURE:
<221> NAME/KEY: misc_feature
<222> LOCATION: (17)..(17)
<223> OTHER INFORMATION: 2'-F
<220> FEATURE:
<221> NAME/KEY: misc_feature
<222> LOCATION: (18)..(18)
<223> OTHER INFORMATION: 2'-OMe
<220> FEATURE:
<221> NAME/KEY: misc_feature
<222> LOCATION: (19)..(19)
<223> OTHER INFORMATION: 2'-F

```

```

<400> SEQUENCE: 91

```

```

ggguaaaauac auucuacau

```

19

```

<210> SEQ ID NO 92
<211> LENGTH: 19
<212> TYPE: RNA
<213> ORGANISM: Artificial
<220> FEATURE:
<223> OTHER INFORMATION: Synthetic Construct
<220> FEATURE:
<221> NAME/KEY: misc_feature
<222> LOCATION: (1)..(17)
<223> OTHER INFORMATION: phosphodiester linkages
<220> FEATURE:
<221> NAME/KEY: misc_feature
<222> LOCATION: (1)..(1)
<223> OTHER INFORMATION: 2'-O-methyl
<220> FEATURE:
<221> NAME/KEY: misc_feature
<222> LOCATION: (3)..(3)
<223> OTHER INFORMATION: 2'-O-methyl
<220> FEATURE:
<221> NAME/KEY: misc_feature
<222> LOCATION: (5)..(5)
<223> OTHER INFORMATION: 2'-O-methyl
<220> FEATURE:
<221> NAME/KEY: misc_feature
<222> LOCATION: (7)..(7)
<223> OTHER INFORMATION: 2'-O-methyl
<220> FEATURE:
<221> NAME/KEY: misc_feature
<222> LOCATION: (9)..(9)
<223> OTHER INFORMATION: 2'-O-methyl
<220> FEATURE:
<221> NAME/KEY: misc_feature
<222> LOCATION: (11)..(11)
<223> OTHER INFORMATION: 2'-O-methyl
<220> FEATURE:
<221> NAME/KEY: misc_feature
<222> LOCATION: (13)..(13)
<223> OTHER INFORMATION: 2'-O-methyl
<220> FEATURE:
<221> NAME/KEY: misc_feature
<222> LOCATION: (15)..(15)
<223> OTHER INFORMATION: 2'-O-methyl
<220> FEATURE:
<221> NAME/KEY: misc_feature
<222> LOCATION: (17)..(17)
<223> OTHER INFORMATION: 2'-O-methyl
<220> FEATURE:
<221> NAME/KEY: misc_feature
<222> LOCATION: (19)..(19)
<223> OTHER INFORMATION: 2'-O-methyl

```

```

<400> SEQUENCE: 92

```

```

uuugaaaaaug uugaucucc

```

19

-continued

<210> SEQ ID NO 93
<211> LENGTH: 19
<212> TYPE: RNA
<213> ORGANISM: Artificial
<220> FEATURE:
<223> OTHER INFORMATION: Synthetic Construct

<400> SEQUENCE: 93

aaacuuuuac aacuagagg

19

<210> SEQ ID NO 94
<211> LENGTH: 19
<212> TYPE: RNA
<213> ORGANISM: Artificial
<220> FEATURE:
<223> OTHER INFORMATION: Synthetic Construct
<220> FEATURE:
<221> NAME/KEY: misc_feature
<222> LOCATION: (1)..(17)
<223> OTHER INFORMATION: phosphodiester linkages
<220> FEATURE:
<221> NAME/KEY: misc_feature
<222> LOCATION: (1)..(1)
<223> OTHER INFORMATION: 2'-O-methyl
<220> FEATURE:
<221> NAME/KEY: misc_feature
<222> LOCATION: (3)..(3)
<223> OTHER INFORMATION: 2'-O-methyl
<220> FEATURE:
<221> NAME/KEY: misc_feature
<222> LOCATION: (5)..(5)
<223> OTHER INFORMATION: 2'-O-methyl
<220> FEATURE:
<221> NAME/KEY: misc_feature
<222> LOCATION: (7)..(7)
<223> OTHER INFORMATION: 2'-O-methyl
<220> FEATURE:
<221> NAME/KEY: misc_feature
<222> LOCATION: (9)..(9)
<223> OTHER INFORMATION: 2'-O-methyl
<220> FEATURE:
<221> NAME/KEY: misc_feature
<222> LOCATION: (11)..(11)
<223> OTHER INFORMATION: 2'-O-methyl
<220> FEATURE:
<221> NAME/KEY: misc_feature
<222> LOCATION: (13)..(13)
<223> OTHER INFORMATION: 2'-O-methyl
<220> FEATURE:
<221> NAME/KEY: misc_feature
<222> LOCATION: (15)..(15)
<223> OTHER INFORMATION: 2'-O-methyl
<220> FEATURE:
<221> NAME/KEY: misc_feature
<222> LOCATION: (17)..(17)
<223> OTHER INFORMATION: 2'-O-methyl
<220> FEATURE:
<221> NAME/KEY: misc_feature
<222> LOCATION: (19)..(19)
<223> OTHER INFORMATION: 2'-O-methyl

<400> SEQUENCE: 94

uugucucugg uccuuacuu

19

<210> SEQ ID NO 95
<211> LENGTH: 19
<212> TYPE: RNA
<213> ORGANISM: Artificial
<220> FEATURE:
<223> OTHER INFORMATION: Synthetic Construct
<220> FEATURE:
<221> NAME/KEY: misc_feature
<222> LOCATION: (1)..(17)
<223> OTHER INFORMATION: phosphodiester linkages

-continued

```

<220> FEATURE:
<221> NAME/KEY: misc_feature
<222> LOCATION: (1)..(1)
<223> OTHER INFORMATION: 2'-O-methyl
<220> FEATURE:
<221> NAME/KEY: misc_feature
<222> LOCATION: (3)..(3)
<223> OTHER INFORMATION: 2'-O-methyl
<220> FEATURE:
<221> NAME/KEY: misc_feature
<222> LOCATION: (5)..(5)
<223> OTHER INFORMATION: 2'-O-methyl
<220> FEATURE:
<221> NAME/KEY: misc_feature
<222> LOCATION: (7)..(7)
<223> OTHER INFORMATION: 2'-O-methyl
<220> FEATURE:
<221> NAME/KEY: misc_feature
<222> LOCATION: (9)..(9)
<223> OTHER INFORMATION: 2'-O-methyl
<220> FEATURE:
<221> NAME/KEY: misc_feature
<222> LOCATION: (11)..(11)
<223> OTHER INFORMATION: 2'-O-methyl
<220> FEATURE:
<221> NAME/KEY: misc_feature
<222> LOCATION: (13)..(13)
<223> OTHER INFORMATION: 2'-O-methyl
<220> FEATURE:
<221> NAME/KEY: misc_feature
<222> LOCATION: (15)..(15)
<223> OTHER INFORMATION: 2'-O-methyl
<220> FEATURE:
<221> NAME/KEY: misc_feature
<222> LOCATION: (17)..(17)
<223> OTHER INFORMATION: 2'-O-methyl
<220> FEATURE:
<221> NAME/KEY: misc_feature
<222> LOCATION: (19)..(19)
<223> OTHER INFORMATION: 2'-O-methyl

```

```

<400> SEQUENCE: 95

```

```

ucuuauacc uuagcucu

```

19

```

<210> SEQ ID NO 96
<211> LENGTH: 19
<212> TYPE: RNA
<213> ORGANISM: Artificial
<220> FEATURE:
<223> OTHER INFORMATION: Synthetic Construct
<220> FEATURE:
<221> NAME/KEY: misc_feature
<222> LOCATION: (1)..(17)
<223> OTHER INFORMATION: phosphodiester linkages
<220> FEATURE:
<221> NAME/KEY: misc_feature
<222> LOCATION: (2)..(2)
<223> OTHER INFORMATION: 2'-O-methyl
<220> FEATURE:
<221> NAME/KEY: misc_feature
<222> LOCATION: (4)..(4)
<223> OTHER INFORMATION: 2'-O-methyl
<220> FEATURE:
<221> NAME/KEY: misc_feature
<222> LOCATION: (6)..(6)
<223> OTHER INFORMATION: 2'-O-methyl
<220> FEATURE:
<221> NAME/KEY: misc_feature
<222> LOCATION: (8)..(8)
<223> OTHER INFORMATION: 2'-O-methyl
<220> FEATURE:
<221> NAME/KEY: misc_feature
<222> LOCATION: (10)..(10)
<223> OTHER INFORMATION: 2'-O-methyl
<220> FEATURE:
<221> NAME/KEY: misc_feature
<222> LOCATION: (12)..(12)

```

-continued

<223> OTHER INFORMATION: 2'-O-methyl
<220> FEATURE:
<221> NAME/KEY: misc_feature
<222> LOCATION: (14)..(14)
<223> OTHER INFORMATION: 2'-O-methyl
<220> FEATURE:
<221> NAME/KEY: misc_feature
<222> LOCATION: (16)..(16)
<223> OTHER INFORMATION: 2'-O-methyl
<220> FEATURE:
<221> NAME/KEY: misc_feature
<222> LOCATION: (18)..(18)
<223> OTHER INFORMATION: 2'-O-methyl

<400> SEQUENCE: 96

agaauagugg aaucgaga

19

<210> SEQ ID NO 97
<211> LENGTH: 19
<212> TYPE: RNA
<213> ORGANISM: Artificial
<220> FEATURE:
<223> OTHER INFORMATION: Synthetic Construct
<220> FEATURE:
<221> NAME/KEY: misc_feature
<222> LOCATION: (2)..(18)
<223> OTHER INFORMATION: phosphodiester linkages
<220> FEATURE:
<221> NAME/KEY: misc_feature
<222> LOCATION: (2)..(2)
<223> OTHER INFORMATION: 2'-O-methyl
<220> FEATURE:
<221> NAME/KEY: misc_feature
<222> LOCATION: (4)..(4)
<223> OTHER INFORMATION: 2'-O-methyl
<220> FEATURE:
<221> NAME/KEY: misc_feature
<222> LOCATION: (6)..(6)
<223> OTHER INFORMATION: 2'-O-methyl
<220> FEATURE:
<221> NAME/KEY: misc_feature
<222> LOCATION: (8)..(8)
<223> OTHER INFORMATION: 2'-O-methyl
<220> FEATURE:
<221> NAME/KEY: misc_feature
<222> LOCATION: (10)..(10)
<223> OTHER INFORMATION: 2'-O-methyl
<220> FEATURE:
<221> NAME/KEY: misc_feature
<222> LOCATION: (12)..(12)
<223> OTHER INFORMATION: 2'-O-methyl
<220> FEATURE:
<221> NAME/KEY: misc_feature
<222> LOCATION: (14)..(14)
<223> OTHER INFORMATION: 2'-O-methyl
<220> FEATURE:
<221> NAME/KEY: misc_feature
<222> LOCATION: (16)..(16)
<223> OTHER INFORMATION: 2'-O-methyl
<220> FEATURE:
<221> NAME/KEY: misc_feature
<222> LOCATION: (18)..(18)
<223> OTHER INFORMATION: 2'-O-methyl

<400> SEQUENCE: 97

aaacuuuuac aacuagagg

19

<210> SEQ ID NO 98
<211> LENGTH: 19
<212> TYPE: RNA
<213> ORGANISM: Artificial
<220> FEATURE:
<223> OTHER INFORMATION: Synthetic Construct
<220> FEATURE:
<221> NAME/KEY: misc_feature

-continued

<222> LOCATION: (1)..(19)
<223> OTHER INFORMATION: 2'-O-methyl
<220> FEATURE:
<221> NAME/KEY: misc_feature
<222> LOCATION: (2)..(19)
<223> OTHER INFORMATION: phosphodiester linkages

<400> SEQUENCE: 98

aaacuuuuac aacuagagg

19

<210> SEQ ID NO 99
<211> LENGTH: 19
<212> TYPE: RNA
<213> ORGANISM: Artificial
<220> FEATURE:
<223> OTHER INFORMATION: Synthetic Construct
<220> FEATURE:
<221> NAME/KEY: misc_feature
<222> LOCATION: (2)..(18)
<223> OTHER INFORMATION: 2'-O-methyl and phosphodiester linkage

<400> SEQUENCE: 99

aaacuuuuac aacuagagg

19

<210> SEQ ID NO 100
<211> LENGTH: 19
<212> TYPE: RNA
<213> ORGANISM: Artificial
<220> FEATURE:
<223> OTHER INFORMATION: Synthetic Construct
<220> FEATURE:
<221> NAME/KEY: misc_feature
<222> LOCATION: (1)..(18)
<223> OTHER INFORMATION: phosphodiester linkage
<220> FEATURE:
<221> NAME/KEY: misc_feature
<222> LOCATION: (1)..(1)
<223> OTHER INFORMATION: 2'-O-methyl
<220> FEATURE:
<221> NAME/KEY: misc_feature
<222> LOCATION: (2)..(2)
<223> OTHER INFORMATION: 2'-deoxy-2-fluoro
<220> FEATURE:
<221> NAME/KEY: misc_feature
<222> LOCATION: (3)..(3)
<223> OTHER INFORMATION: 2'-O-methyl
<220> FEATURE:
<221> NAME/KEY: misc_feature
<222> LOCATION: (4)..(4)
<223> OTHER INFORMATION: 2'-deoxy-2-fluoro
<220> FEATURE:
<221> NAME/KEY: misc_feature
<222> LOCATION: (5)..(5)
<223> OTHER INFORMATION: 2'-O-methyl
<220> FEATURE:
<221> NAME/KEY: misc_feature
<222> LOCATION: (6)..(6)
<223> OTHER INFORMATION: 2'-deoxy-2-fluoro
<220> FEATURE:
<221> NAME/KEY: misc_feature
<222> LOCATION: (7)..(7)
<223> OTHER INFORMATION: 2'-O-methyl
<220> FEATURE:
<221> NAME/KEY: misc_feature
<222> LOCATION: (8)..(8)
<223> OTHER INFORMATION: 2'-deoxy-2-fluoro
<220> FEATURE:
<221> NAME/KEY: misc_feature
<222> LOCATION: (9)..(9)
<223> OTHER INFORMATION: 2'-O-methyl
<220> FEATURE:
<221> NAME/KEY: misc_feature
<222> LOCATION: (10)..(10)
<223> OTHER INFORMATION: 2'-deoxy-2-fluoro
<220> FEATURE:

-continued

```
<221> NAME/KEY: misc_feature
<222> LOCATION: (11)..(11)
<223> OTHER INFORMATION: 2'-O-methyl
<220> FEATURE:
<221> NAME/KEY: misc_feature
<222> LOCATION: (12)..(12)
<223> OTHER INFORMATION: 2'-deoxy-2-fluoro
<220> FEATURE:
<221> NAME/KEY: misc_feature
<222> LOCATION: (13)..(13)
<223> OTHER INFORMATION: 2'-O-methyl
<220> FEATURE:
<221> NAME/KEY: misc_feature
<222> LOCATION: (14)..(14)
<223> OTHER INFORMATION: 2'-deoxy-2-fluoro
<220> FEATURE:
<221> NAME/KEY: misc_feature
<222> LOCATION: (15)..(15)
<223> OTHER INFORMATION: 2'-O-methyl
<220> FEATURE:
<221> NAME/KEY: misc_feature
<222> LOCATION: (16)..(16)
<223> OTHER INFORMATION: 2'-deoxy-2-fluoro
<220> FEATURE:
<221> NAME/KEY: misc_feature
<222> LOCATION: (17)..(17)
<223> OTHER INFORMATION: 2'-O-methyl
<220> FEATURE:
<221> NAME/KEY: misc_feature
<222> LOCATION: (18)..(18)
<223> OTHER INFORMATION: 2'-deoxy-2-fluoro
<220> FEATURE:
<221> NAME/KEY: misc_feature
<222> LOCATION: (19)..(19)
<223> OTHER INFORMATION: 2'-O-methyl
```

```
<400> SEQUENCE: 100
```

```
uugucucugg uccuuacuu
```

19

```
<210> SEQ ID NO 101
<211> LENGTH: 15
<212> TYPE: RNA
<213> ORGANISM: Artificial
<220> FEATURE:
<223> OTHER INFORMATION: Synthetic Construct
<220> FEATURE:
<221> NAME/KEY: misc_feature
<222> LOCATION: (1)..(15)
<223> OTHER INFORMATION: phosphodiester linkage
<220> FEATURE:
<221> NAME/KEY: misc_feature
<222> LOCATION: (1)..(1)
<223> OTHER INFORMATION: 2'-O-methyl
<220> FEATURE:
<221> NAME/KEY: misc_feature
<222> LOCATION: (2)..(2)
<223> OTHER INFORMATION: 2'-deoxy-2'-fluoro
<220> FEATURE:
<221> NAME/KEY: misc_feature
<222> LOCATION: (3)..(3)
<223> OTHER INFORMATION: 2'-O-methyl
<220> FEATURE:
<221> NAME/KEY: misc_feature
<222> LOCATION: (4)..(4)
<223> OTHER INFORMATION: 2'-deoxy-2'-fluoro
<220> FEATURE:
<221> NAME/KEY: misc_feature
<222> LOCATION: (5)..(5)
<223> OTHER INFORMATION: 2'-O-methyl
<220> FEATURE:
<221> NAME/KEY: misc_feature
<222> LOCATION: (6)..(6)
<223> OTHER INFORMATION: 2'-deoxy-2'-fluoro
<220> FEATURE:
<221> NAME/KEY: misc_feature
<222> LOCATION: (7)..(7)
<223> OTHER INFORMATION: 2'-O-methyl
```

-continued

<220> FEATURE:
<221> NAME/KEY: misc_feature
<222> LOCATION: (8)..(8)
<223> OTHER INFORMATION: 2'-deoxy-2'-fluoro
<220> FEATURE:
<221> NAME/KEY: misc_feature
<222> LOCATION: (9)..(9)
<223> OTHER INFORMATION: 2'-O-methyl
<220> FEATURE:
<221> NAME/KEY: misc_feature
<222> LOCATION: (10)..(10)
<223> OTHER INFORMATION: 2'-deoxy-2'-fluoro
<220> FEATURE:
<221> NAME/KEY: misc_feature
<222> LOCATION: (11)..(11)
<223> OTHER INFORMATION: 2'-O-methyl
<220> FEATURE:
<221> NAME/KEY: misc_feature
<222> LOCATION: (12)..(12)
<223> OTHER INFORMATION: 2'-deoxy-2'-fluoro
<220> FEATURE:
<221> NAME/KEY: misc_feature
<222> LOCATION: (13)..(13)
<223> OTHER INFORMATION: 2'-O-methyl
<220> FEATURE:
<221> NAME/KEY: misc_feature
<222> LOCATION: (14)..(14)
<223> OTHER INFORMATION: 2'-deoxy-2'-fluoro
<220> FEATURE:
<221> NAME/KEY: misc_feature
<222> LOCATION: (15)..(15)
<223> OTHER INFORMATION: 2'-O-methyl

<400> SEQUENCE: 101

ugucauauuc cugga

15

<210> SEQ ID NO 102
<211> LENGTH: 19
<212> TYPE: RNA
<213> ORGANISM: Artificial
<220> FEATURE:
<223> OTHER INFORMATION: Synthetic Construct
<220> FEATURE:
<221> NAME/KEY: misc_feature
<222> LOCATION: (1)..(1)
<223> OTHER INFORMATION: 2'-deoxy-2'-fluoro
<220> FEATURE:
<221> NAME/KEY: misc_feature
<222> LOCATION: (2)..(19)
<223> OTHER INFORMATION: phosphodiester linkage
<220> FEATURE:
<221> NAME/KEY: misc_feature
<222> LOCATION: (2)..(2)
<223> OTHER INFORMATION: 2'-O-methyl
<220> FEATURE:
<221> NAME/KEY: misc_feature
<222> LOCATION: (3)..(3)
<223> OTHER INFORMATION: 2'-deoxy-2'-fluoro
<220> FEATURE:
<221> NAME/KEY: misc_feature
<222> LOCATION: (4)..(4)
<223> OTHER INFORMATION: 2'-O-methyl
<220> FEATURE:
<221> NAME/KEY: misc_feature
<222> LOCATION: (5)..(5)
<223> OTHER INFORMATION: 2'-deoxy-2'-fluoro
<220> FEATURE:
<221> NAME/KEY: misc_feature
<222> LOCATION: (6)..(6)
<223> OTHER INFORMATION: 2'-O-methyl
<220> FEATURE:
<221> NAME/KEY: misc_feature
<222> LOCATION: (7)..(7)
<223> OTHER INFORMATION: 2'-deoxy-2'-fluoro
<220> FEATURE:
<221> NAME/KEY: misc_feature
<222> LOCATION: (8)..(8)

-continued

```
<223> OTHER INFORMATION: 2'-O-methyl
<220> FEATURE:
<221> NAME/KEY: misc_feature
<222> LOCATION: (9)..(9)
<223> OTHER INFORMATION: 2'-deoxy-2'-fluoro
<220> FEATURE:
<221> NAME/KEY: misc_feature
<222> LOCATION: (10)..(10)
<223> OTHER INFORMATION: 2'-O-methyl
<220> FEATURE:
<221> NAME/KEY: misc_feature
<222> LOCATION: (11)..(11)
<223> OTHER INFORMATION: 2'-deoxy-2'-fluoro
<220> FEATURE:
<221> NAME/KEY: misc_feature
<222> LOCATION: (12)..(12)
<223> OTHER INFORMATION: 2'-O-methyl
<220> FEATURE:
<221> NAME/KEY: misc_feature
<222> LOCATION: (13)..(13)
<223> OTHER INFORMATION: 2'-deoxy-2'-fluoro
<220> FEATURE:
<221> NAME/KEY: misc_feature
<222> LOCATION: (14)..(14)
<223> OTHER INFORMATION: 2'-O-methyl
<220> FEATURE:
<221> NAME/KEY: misc_feature
<222> LOCATION: (15)..(15)
<223> OTHER INFORMATION: 2'-deoxy-2'-fluoro
<220> FEATURE:
<221> NAME/KEY: misc_feature
<222> LOCATION: (16)..(16)
<223> OTHER INFORMATION: 2'-O-methyl
<220> FEATURE:
<221> NAME/KEY: misc_feature
<222> LOCATION: (17)..(17)
<223> OTHER INFORMATION: 2'-deoxy-2'-fluoro
<220> FEATURE:
<221> NAME/KEY: misc_feature
<222> LOCATION: (18)..(18)
<223> OTHER INFORMATION: 2'-O-methyl
<220> FEATURE:
<221> NAME/KEY: misc_feature
<222> LOCATION: (19)..(19)
<223> OTHER INFORMATION: 2'-deoxy-2'-fluoro
```

```
<400> SEQUENCE: 102
```

```
acaguauaag gaccuagga
```

19

```
<210> SEQ ID NO 103
<211> LENGTH: 19
<212> TYPE: RNA
<213> ORGANISM: Artificial
<220> FEATURE:
<223> OTHER INFORMATION: Synthetic Construct
<220> FEATURE:
<221> NAME/KEY: misc_feature
<222> LOCATION: (1)..(18)
<223> OTHER INFORMATION: phosphodiester linkages
<220> FEATURE:
<221> NAME/KEY: misc_feature
<222> LOCATION: (1)..(1)
<223> OTHER INFORMATION: 2'-O-methyl
<220> FEATURE:
<221> NAME/KEY: misc_feature
<222> LOCATION: (2)..(2)
<223> OTHER INFORMATION: 2'-deoxy-2'-fluoro
<220> FEATURE:
<221> NAME/KEY: misc_feature
<222> LOCATION: (3)..(3)
<223> OTHER INFORMATION: 2'-O-methyl
<220> FEATURE:
<221> NAME/KEY: misc_feature
<222> LOCATION: (4)..(4)
<223> OTHER INFORMATION: 2'-deoxy-2'-fluoro
<220> FEATURE:
<221> NAME/KEY: misc_feature
```

-continued

```
<222> LOCATION: (5)..(5)
<223> OTHER INFORMATION: 2'-O-methyl
<220> FEATURE:
<221> NAME/KEY: misc_feature
<222> LOCATION: (6)..(6)
<223> OTHER INFORMATION: 2'-deoxy-2'-fluoro
<220> FEATURE:
<221> NAME/KEY: misc_feature
<222> LOCATION: (7)..(7)
<223> OTHER INFORMATION: 2'-O-methyl
<220> FEATURE:
<221> NAME/KEY: misc_feature
<222> LOCATION: (8)..(8)
<223> OTHER INFORMATION: 2'-deoxy-2'-fluoro
<220> FEATURE:
<221> NAME/KEY: misc_feature
<222> LOCATION: (9)..(9)
<223> OTHER INFORMATION: 2'-O-methyl
<220> FEATURE:
<221> NAME/KEY: misc_feature
<222> LOCATION: (10)..(10)
<223> OTHER INFORMATION: 2'-deoxy-2'-fluoro
<220> FEATURE:
<221> NAME/KEY: misc_feature
<222> LOCATION: (11)..(11)
<223> OTHER INFORMATION: 2'-O-methyl
<220> FEATURE:
<221> NAME/KEY: misc_feature
<222> LOCATION: (12)..(12)
<223> OTHER INFORMATION: 2'-deoxy-2'-fluoro
<220> FEATURE:
<221> NAME/KEY: misc_feature
<222> LOCATION: (13)..(13)
<223> OTHER INFORMATION: 2'-O-methyl
<220> FEATURE:
<221> NAME/KEY: misc_feature
<222> LOCATION: (14)..(14)
<223> OTHER INFORMATION: 2'-deoxy-2'-fluoro
<220> FEATURE:
<221> NAME/KEY: misc_feature
<222> LOCATION: (15)..(15)
<223> OTHER INFORMATION: 2'-O-methyl
<220> FEATURE:
<221> NAME/KEY: misc_feature
<222> LOCATION: (16)..(16)
<223> OTHER INFORMATION: 2'-deoxy-2'-fluoro
<220> FEATURE:
<221> NAME/KEY: misc_feature
<222> LOCATION: (17)..(17)
<223> OTHER INFORMATION: 2'-O-methyl
<220> FEATURE:
<221> NAME/KEY: misc_feature
<222> LOCATION: (18)..(18)
<223> OTHER INFORMATION: 2'-deoxy-2'-fluoro
<220> FEATURE:
<221> NAME/KEY: misc_feature
<222> LOCATION: (19)..(19)
<223> OTHER INFORMATION: 2'-O-methyl
```

```
<400> SEQUENCE: 103
```

```
uccuggaucc uucaccaau
```

19

```
<210> SEQ ID NO 104
<211> LENGTH: 19
<212> TYPE: RNA
<213> ORGANISM: Artificial
<220> FEATURE:
<223> OTHER INFORMATION: Synthetic Construct
<220> FEATURE:
<221> NAME/KEY: misc_feature
<222> LOCATION: (1)..(1)
<223> OTHER INFORMATION: 2'-deoxy-2'-fluoro
<220> FEATURE:
<221> NAME/KEY: misc_feature
<222> LOCATION: (2)..(19)
<223> OTHER INFORMATION: phosphodiester linkage
<220> FEATURE:
```

-continued

```
<221> NAME/KEY: misc_feature
<222> LOCATION: (2)..(2)
<223> OTHER INFORMATION: 2'-O-methyl
<220> FEATURE:
<221> NAME/KEY: misc_feature
<222> LOCATION: (3)..(3)
<223> OTHER INFORMATION: 2'-deoxy-2'-fluoro
<220> FEATURE:
<221> NAME/KEY: misc_feature
<222> LOCATION: (4)..(4)
<223> OTHER INFORMATION: 2'-O-methyl
<220> FEATURE:
<221> NAME/KEY: misc_feature
<222> LOCATION: (5)..(5)
<223> OTHER INFORMATION: 2'-deoxy-2'-fluoro
<220> FEATURE:
<221> NAME/KEY: misc_feature
<222> LOCATION: (6)..(6)
<223> OTHER INFORMATION: 2'-O-methyl
<220> FEATURE:
<221> NAME/KEY: misc_feature
<222> LOCATION: (7)..(7)
<223> OTHER INFORMATION: 2'-deoxy-2'-fluoro
<220> FEATURE:
<221> NAME/KEY: misc_feature
<222> LOCATION: (8)..(8)
<223> OTHER INFORMATION: 2'-O-methyl
<220> FEATURE:
<221> NAME/KEY: misc_feature
<222> LOCATION: (9)..(9)
<223> OTHER INFORMATION: 2'-deoxy-2'-fluoro
<220> FEATURE:
<221> NAME/KEY: misc_feature
<222> LOCATION: (10)..(10)
<223> OTHER INFORMATION: 2'-O-methyl
<220> FEATURE:
<221> NAME/KEY: misc_feature
<222> LOCATION: (11)..(11)
<223> OTHER INFORMATION: 2'-deoxy-2'-fluoro
<220> FEATURE:
<221> NAME/KEY: misc_feature
<222> LOCATION: (12)..(12)
<223> OTHER INFORMATION: 2'-O-methyl
<220> FEATURE:
<221> NAME/KEY: misc_feature
<222> LOCATION: (13)..(13)
<223> OTHER INFORMATION: 2'-deoxy-2'-fluoro
<220> FEATURE:
<221> NAME/KEY: misc_feature
<222> LOCATION: (14)..(14)
<223> OTHER INFORMATION: 2'-O-methyl
<220> FEATURE:
<221> NAME/KEY: misc_feature
<222> LOCATION: (15)..(15)
<223> OTHER INFORMATION: 2'-deoxy-2'-fluoro
<220> FEATURE:
<221> NAME/KEY: misc_feature
<222> LOCATION: (16)..(16)
<223> OTHER INFORMATION: 2'-O-methyl
<220> FEATURE:
<221> NAME/KEY: misc_feature
<222> LOCATION: (17)..(17)
<223> OTHER INFORMATION: 2'-deoxy-2'-fluoro
<220> FEATURE:
<221> NAME/KEY: misc_feature
<222> LOCATION: (18)..(18)
<223> OTHER INFORMATION: 2'-O-methyl
<220> FEATURE:
<221> NAME/KEY: misc_feature
<222> LOCATION: (19)..(19)
<223> OTHER INFORMATION: 2'-deoxy-2'-fluoro
```

```
<400> SEQUENCE: 104
```

```
aggaccuagg aagugguua
```

19

```
<210> SEQ ID NO 105
```

```
<211> LENGTH: 19
```

-continued

<212> TYPE: RNA
<213> ORGANISM: Artificial
<220> FEATURE:
<223> OTHER INFORMATION: Synthetic Construct
<220> FEATURE:
<221> NAME/KEY: misc_feature
<222> LOCATION: (1)..(18)
<223> OTHER INFORMATION: phosphodiester linkage
<220> FEATURE:
<221> NAME/KEY: misc_feature
<222> LOCATION: (1)..(1)
<223> OTHER INFORMATION: 2'-O-methyl
<220> FEATURE:
<221> NAME/KEY: misc_feature
<222> LOCATION: (2)..(2)
<223> OTHER INFORMATION: 2'-deoxy-2'-fluoro
<220> FEATURE:
<221> NAME/KEY: misc_feature
<222> LOCATION: (3)..(3)
<223> OTHER INFORMATION: 2'-O-methyl
<220> FEATURE:
<221> NAME/KEY: misc_feature
<222> LOCATION: (4)..(4)
<223> OTHER INFORMATION: 2'-deoxy-2'-fluoro
<220> FEATURE:
<221> NAME/KEY: misc_feature
<222> LOCATION: (5)..(5)
<223> OTHER INFORMATION: 2'-O-methyl
<220> FEATURE:
<221> NAME/KEY: misc_feature
<222> LOCATION: (6)..(6)
<223> OTHER INFORMATION: 2'-deoxy-2'-fluoro
<220> FEATURE:
<221> NAME/KEY: misc_feature
<222> LOCATION: (7)..(7)
<223> OTHER INFORMATION: 2'-O-methyl
<220> FEATURE:
<221> NAME/KEY: misc_feature
<222> LOCATION: (8)..(8)
<223> OTHER INFORMATION: 2'-deoxy-2'-fluoro
<220> FEATURE:
<221> NAME/KEY: misc_feature
<222> LOCATION: (9)..(9)
<223> OTHER INFORMATION: 2'-O-methyl
<220> FEATURE:
<221> NAME/KEY: misc_feature
<222> LOCATION: (10)..(10)
<223> OTHER INFORMATION: 2'-deoxy-2'-fluoro
<220> FEATURE:
<221> NAME/KEY: misc_feature
<222> LOCATION: (11)..(11)
<223> OTHER INFORMATION: 2'-O-methyl
<220> FEATURE:
<221> NAME/KEY: misc_feature
<222> LOCATION: (12)..(12)
<223> OTHER INFORMATION: 2'-deoxy-2'-fluoro
<220> FEATURE:
<221> NAME/KEY: misc_feature
<222> LOCATION: (13)..(13)
<223> OTHER INFORMATION: 2'-O-methyl
<220> FEATURE:
<221> NAME/KEY: misc_feature
<222> LOCATION: (14)..(14)
<223> OTHER INFORMATION: 2'-deoxy-2'-fluoro
<220> FEATURE:
<221> NAME/KEY: misc_feature
<222> LOCATION: (15)..(15)
<223> OTHER INFORMATION: 2'-O-methyl
<220> FEATURE:
<221> NAME/KEY: misc_feature
<222> LOCATION: (16)..(16)
<223> OTHER INFORMATION: 2'-deoxy-2'-fluoro
<220> FEATURE:
<221> NAME/KEY: misc_feature
<222> LOCATION: (17)..(17)
<223> OTHER INFORMATION: 2'-O-methyl
<220> FEATURE:
<221> NAME/KEY: misc_feature
<222> LOCATION: (18)..(18)

-continued

<223> OTHER INFORMATION: 2'-deoxy-2'-fluoro
<220> FEATURE:
<221> NAME/KEY: misc_feature
<222> LOCATION: (19)..(19)
<223> OTHER INFORMATION: 2'-O-methyl

<400> SEQUENCE: 105

uccuauacacc uuuagcucu

19

<210> SEQ ID NO 106
<211> LENGTH: 19
<212> TYPE: RNA
<213> ORGANISM: Artificial
<220> FEATURE:
<223> OTHER INFORMATION: Synthetic Construct
<220> FEATURE:
<221> NAME/KEY: misc_feature
<222> LOCATION: (1)..(1)
<223> OTHER INFORMATION: 2'-deoxy-2'-fluoro
<220> FEATURE:
<221> NAME/KEY: misc_feature
<222> LOCATION: (2)..(19)
<223> OTHER INFORMATION: phosphodiester linkage
<220> FEATURE:
<221> NAME/KEY: misc_feature
<222> LOCATION: (2)..(2)
<223> OTHER INFORMATION: 2'-O-methyl
<220> FEATURE:
<221> NAME/KEY: misc_feature
<222> LOCATION: (3)..(3)
<223> OTHER INFORMATION: 2'-deoxy-2'-fluoro
<220> FEATURE:
<221> NAME/KEY: misc_feature
<222> LOCATION: (4)..(4)
<223> OTHER INFORMATION: 2'-O-methyl
<220> FEATURE:
<221> NAME/KEY: misc_feature
<222> LOCATION: (5)..(5)
<223> OTHER INFORMATION: 2'-deoxy-2'-fluoro
<220> FEATURE:
<221> NAME/KEY: misc_feature
<222> LOCATION: (6)..(6)
<223> OTHER INFORMATION: 2'-O-methyl
<220> FEATURE:
<221> NAME/KEY: misc_feature
<222> LOCATION: (7)..(7)
<223> OTHER INFORMATION: 2'-deoxy-2'-fluoro
<220> FEATURE:
<221> NAME/KEY: misc_feature
<222> LOCATION: (8)..(8)
<223> OTHER INFORMATION: 2'-O-methyl
<220> FEATURE:
<221> NAME/KEY: misc_feature
<222> LOCATION: (9)..(9)
<223> OTHER INFORMATION: 2'-deoxy-2'-fluoro
<220> FEATURE:
<221> NAME/KEY: misc_feature
<222> LOCATION: (10)..(10)
<223> OTHER INFORMATION: 2'-O-methyl
<220> FEATURE:
<221> NAME/KEY: misc_feature
<222> LOCATION: (11)..(11)
<223> OTHER INFORMATION: 2'-deoxy-2'-fluoro
<220> FEATURE:
<221> NAME/KEY: misc_feature
<222> LOCATION: (12)..(12)
<223> OTHER INFORMATION: 2'-O-methyl
<220> FEATURE:
<221> NAME/KEY: misc_feature
<222> LOCATION: (13)..(13)
<223> OTHER INFORMATION: 2'-deoxy-2'-fluoro
<220> FEATURE:
<221> NAME/KEY: misc_feature
<222> LOCATION: (14)..(14)
<223> OTHER INFORMATION: 2'-O-methyl
<220> FEATURE:
<221> NAME/KEY: misc_feature

-continued

```
<222> LOCATION: (15)..(15)
<223> OTHER INFORMATION: 2'-deoxy-2'-fluoro
<220> FEATURE:
<221> NAME/KEY: misc_feature
<222> LOCATION: (16)..(16)
<223> OTHER INFORMATION: 2'-O-methyl
<220> FEATURE:
<221> NAME/KEY: misc_feature
<222> LOCATION: (17)..(17)
<223> OTHER INFORMATION: 2'-deoxy-2'-fluoro
<220> FEATURE:
<221> NAME/KEY: misc_feature
<222> LOCATION: (18)..(18)
<223> OTHER INFORMATION: 2'-O-methyl
<220> FEATURE:
<221> NAME/KEY: misc_feature
<222> LOCATION: (19)..(19)
<223> OTHER INFORMATION: 2'-deoxy-2'-fluoro
```

```
<400> SEQUENCE: 106
```

```
agaauagugg aaaucgaga
```

19

```
<210> SEQ ID NO 107
<211> LENGTH: 19
<212> TYPE: RNA
<213> ORGANISM: Artificial
<220> FEATURE:
<223> OTHER INFORMATION: Synthetic Construct
<220> FEATURE:
<221> NAME/KEY: misc_feature
<222> LOCATION: (1)..(18)
<223> OTHER INFORMATION: phosphodiester linkage
<220> FEATURE:
<221> NAME/KEY: misc_feature
<222> LOCATION: (1)..(1)
<223> OTHER INFORMATION: 2'-O-methyl
<220> FEATURE:
<221> NAME/KEY: misc_feature
<222> LOCATION: (2)..(2)
<223> OTHER INFORMATION: 2'-deoxy-2'-fluoro
<220> FEATURE:
<221> NAME/KEY: misc_feature
<222> LOCATION: (3)..(3)
<223> OTHER INFORMATION: 2'-O-methyl
<220> FEATURE:
<221> NAME/KEY: misc_feature
<222> LOCATION: (4)..(4)
<223> OTHER INFORMATION: 2'-deoxy-2'-fluoro
<220> FEATURE:
<221> NAME/KEY: misc_feature
<222> LOCATION: (5)..(5)
<223> OTHER INFORMATION: 2'-O-methyl
<220> FEATURE:
<221> NAME/KEY: misc_feature
<222> LOCATION: (6)..(6)
<223> OTHER INFORMATION: 2'-deoxy-2'-fluoro
<220> FEATURE:
<221> NAME/KEY: misc_feature
<222> LOCATION: (7)..(7)
<223> OTHER INFORMATION: 2'-O-methyl
<220> FEATURE:
<221> NAME/KEY: misc_feature
<222> LOCATION: (8)..(8)
<223> OTHER INFORMATION: 2'-deoxy-2'-fluoro
<220> FEATURE:
<221> NAME/KEY: misc_feature
<222> LOCATION: (9)..(9)
<223> OTHER INFORMATION: 2'-O-methyl
<220> FEATURE:
<221> NAME/KEY: misc_feature
<222> LOCATION: (10)..(10)
<223> OTHER INFORMATION: 2'-deoxy-2'-fluoro
<220> FEATURE:
<221> NAME/KEY: misc_feature
<222> LOCATION: (11)..(11)
<223> OTHER INFORMATION: 2'-O-methyl
<220> FEATURE:
```

-continued

```

<221> NAME/KEY: misc_feature
<222> LOCATION: (12)..(12)
<223> OTHER INFORMATION: 2'-deoxy-2'-fluoro
<220> FEATURE:
<221> NAME/KEY: misc_feature
<222> LOCATION: (13)..(13)
<223> OTHER INFORMATION: 2'-O-methyl
<220> FEATURE:
<221> NAME/KEY: misc_feature
<222> LOCATION: (14)..(14)
<223> OTHER INFORMATION: 2'-deoxy-2'-fluoro
<220> FEATURE:
<221> NAME/KEY: misc_feature
<222> LOCATION: (15)..(15)
<223> OTHER INFORMATION: 2'-O-methyl
<220> FEATURE:
<221> NAME/KEY: misc_feature
<222> LOCATION: (16)..(16)
<223> OTHER INFORMATION: 2'-deoxy-2'-fluoro
<220> FEATURE:
<221> NAME/KEY: misc_feature
<222> LOCATION: (17)..(17)
<223> OTHER INFORMATION: 2'-O-methyl
<220> FEATURE:
<221> NAME/KEY: misc_feature
<222> LOCATION: (18)..(18)
<223> OTHER INFORMATION: 2'-deoxy-2'-fluoro
<220> FEATURE:
<221> NAME/KEY: misc_feature
<222> LOCATION: (19)..(19)
<223> OTHER INFORMATION: 2'-O-methyl

```

```

<400> SEQUENCE: 107

```

```

auacucagaa ggugucuuc

```

19

```

<210> SEQ ID NO 108
<211> LENGTH: 19
<212> TYPE: RNA
<213> ORGANISM: Artificial
<220> FEATURE:
<223> OTHER INFORMATION: Synthetic Construct
<220> FEATURE:
<221> NAME/KEY: misc_feature
<222> LOCATION: (1)..(1)
<223> OTHER INFORMATION: 2'-deoxy-2'-fluoro
<220> FEATURE:
<221> NAME/KEY: misc_feature
<222> LOCATION: (2)..(19)
<223> OTHER INFORMATION: phosphodiester linkage
<220> FEATURE:
<221> NAME/KEY: misc_feature
<222> LOCATION: (2)..(2)
<223> OTHER INFORMATION: 2'-O-methyl
<220> FEATURE:
<221> NAME/KEY: misc_feature
<222> LOCATION: (3)..(3)
<223> OTHER INFORMATION: 2'-deoxy-2'-fluoro
<220> FEATURE:
<221> NAME/KEY: misc_feature
<222> LOCATION: (4)..(4)
<223> OTHER INFORMATION: 2'-O-methyl
<220> FEATURE:
<221> NAME/KEY: misc_feature
<222> LOCATION: (5)..(5)
<223> OTHER INFORMATION: 2'-deoxy-2'-fluoro
<220> FEATURE:
<221> NAME/KEY: misc_feature
<222> LOCATION: (6)..(6)
<223> OTHER INFORMATION: 2'-O-methyl
<220> FEATURE:
<221> NAME/KEY: misc_feature
<222> LOCATION: (7)..(7)
<223> OTHER INFORMATION: 2'-deoxy-2'-fluoro
<220> FEATURE:
<221> NAME/KEY: misc_feature
<222> LOCATION: (8)..(8)
<223> OTHER INFORMATION: 2'-O-methyl

```

-continued

```
<220> FEATURE:
<221> NAME/KEY: misc_feature
<222> LOCATION: (9)..(9)
<223> OTHER INFORMATION: 2'-deoxy-2'-fluoro
<220> FEATURE:
<221> NAME/KEY: misc_feature
<222> LOCATION: (10)..(10)
<223> OTHER INFORMATION: 2'-O-methyl
<220> FEATURE:
<221> NAME/KEY: misc_feature
<222> LOCATION: (11)..(11)
<223> OTHER INFORMATION: 2'-deoxy-2'-fluoro
<220> FEATURE:
<221> NAME/KEY: misc_feature
<222> LOCATION: (12)..(12)
<223> OTHER INFORMATION: 2'-O-methyl
<220> FEATURE:
<221> NAME/KEY: misc_feature
<222> LOCATION: (13)..(13)
<223> OTHER INFORMATION: 2'-deoxy-2'-fluoro
<220> FEATURE:
<221> NAME/KEY: misc_feature
<222> LOCATION: (14)..(14)
<223> OTHER INFORMATION: 2'-O-methyl
<220> FEATURE:
<221> NAME/KEY: misc_feature
<222> LOCATION: (15)..(15)
<223> OTHER INFORMATION: 2'-deoxy-2'-fluoro
<220> FEATURE:
<221> NAME/KEY: misc_feature
<222> LOCATION: (16)..(16)
<223> OTHER INFORMATION: 2'-O-methyl
<220> FEATURE:
<221> NAME/KEY: misc_feature
<222> LOCATION: (17)..(17)
<223> OTHER INFORMATION: 2'-deoxy-2'-fluoro
<220> FEATURE:
<221> NAME/KEY: misc_feature
<222> LOCATION: (18)..(18)
<223> OTHER INFORMATION: 2'-O-methyl
<220> FEATURE:
<221> NAME/KEY: misc_feature
<222> LOCATION: (19)..(19)
<223> OTHER INFORMATION: 2'-deoxy-2'-fluoro
```

```
<400> SEQUENCE: 108
```

```
uagagucuu ccacagaag
```

19

```
<210> SEQ ID NO 109
<211> LENGTH: 19
<212> TYPE: RNA
<213> ORGANISM: Artificial
<220> FEATURE:
<223> OTHER INFORMATION: Synthetic Construct
<220> FEATURE:
<221> NAME/KEY: misc_feature
<222> LOCATION: (1)..(18)
<223> OTHER INFORMATION: phosphodiester linkage
<220> FEATURE:
<221> NAME/KEY: misc_feature
<222> LOCATION: (1)..(1)
<223> OTHER INFORMATION: 2'-O-methyl
<220> FEATURE:
<221> NAME/KEY: misc_feature
<222> LOCATION: (2)..(2)
<223> OTHER INFORMATION: 2'-deoxy-2'-fluoro
<220> FEATURE:
<221> NAME/KEY: misc_feature
<222> LOCATION: (3)..(3)
<223> OTHER INFORMATION: 2'-O-methyl
<220> FEATURE:
<221> NAME/KEY: misc_feature
<222> LOCATION: (4)..(4)
<223> OTHER INFORMATION: 2'-deoxy-2'-fluoro
<220> FEATURE:
<221> NAME/KEY: misc_feature
<222> LOCATION: (5)..(5)
```

-continued

```
<223> OTHER INFORMATION: 2'-O-methyl
<220> FEATURE:
<221> NAME/KEY: misc_feature
<222> LOCATION: (6)..(6)
<223> OTHER INFORMATION: 2'-deoxy-2'-fluoro
<220> FEATURE:
<221> NAME/KEY: misc_feature
<222> LOCATION: (7)..(7)
<223> OTHER INFORMATION: 2'-O-methyl
<220> FEATURE:
<221> NAME/KEY: misc_feature
<222> LOCATION: (8)..(8)
<223> OTHER INFORMATION: 2'-deoxy-2'-fluoro
<220> FEATURE:
<221> NAME/KEY: misc_feature
<222> LOCATION: (9)..(9)
<223> OTHER INFORMATION: 2'-O-methyl
<220> FEATURE:
<221> NAME/KEY: misc_feature
<222> LOCATION: (10)..(10)
<223> OTHER INFORMATION: 2'-deoxy-2'-fluoro
<220> FEATURE:
<221> NAME/KEY: misc_feature
<222> LOCATION: (11)..(11)
<223> OTHER INFORMATION: 2'-O-methyl
<220> FEATURE:
<221> NAME/KEY: misc_feature
<222> LOCATION: (12)..(12)
<223> OTHER INFORMATION: 2'-deoxy-2'-fluoro
<220> FEATURE:
<221> NAME/KEY: misc_feature
<222> LOCATION: (13)..(13)
<223> OTHER INFORMATION: 2'-O-methyl
<220> FEATURE:
<221> NAME/KEY: misc_feature
<222> LOCATION: (14)..(14)
<223> OTHER INFORMATION: 2'-deoxy-2'-fluoro
<220> FEATURE:
<221> NAME/KEY: misc_feature
<222> LOCATION: (15)..(15)
<223> OTHER INFORMATION: 2'-O-methyl
<220> FEATURE:
<221> NAME/KEY: misc_feature
<222> LOCATION: (16)..(16)
<223> OTHER INFORMATION: 2'-deoxy-2'-fluoro
<220> FEATURE:
<221> NAME/KEY: misc_feature
<222> LOCATION: (17)..(17)
<223> OTHER INFORMATION: 2'-O-methyl
<220> FEATURE:
<221> NAME/KEY: misc_feature
<222> LOCATION: (18)..(18)
<223> OTHER INFORMATION: 2'-deoxy-2'-fluoro
<220> FEATURE:
<221> NAME/KEY: misc_feature
<222> LOCATION: (19)..(19)
<223> OTHER INFORMATION: 2'-O-methyl
```

```
<400> SEQUENCE: 109
```

```
uuugaaaauug uugaucucc
```

19

```
<210> SEQ ID NO 110
<211> LENGTH: 19
<212> TYPE: RNA
<213> ORGANISM: Artificial
<220> FEATURE:
<223> OTHER INFORMATION: Synthetic Construct
<220> FEATURE:
<221> NAME/KEY: misc_feature
<222> LOCATION: (1)..(1)
<223> OTHER INFORMATION: 2'-deoxy-2'-fluoro
<220> FEATURE:
<221> NAME/KEY: misc_feature
<222> LOCATION: (2)..(19)
<223> OTHER INFORMATION: phosphodiester linkage
<220> FEATURE:
<221> NAME/KEY: misc_feature
```

-continued

```
<222> LOCATION: (2)..(2)
<223> OTHER INFORMATION: 2'-O-methyl
<220> FEATURE:
<221> NAME/KEY: misc_feature
<222> LOCATION: (3)..(3)
<223> OTHER INFORMATION: 2'-deoxy-2'-fluoro
<220> FEATURE:
<221> NAME/KEY: misc_feature
<222> LOCATION: (4)..(4)
<223> OTHER INFORMATION: 2'-O-methyl
<220> FEATURE:
<221> NAME/KEY: misc_feature
<222> LOCATION: (5)..(5)
<223> OTHER INFORMATION: 2'-deoxy-2'-fluoro
<220> FEATURE:
<221> NAME/KEY: misc_feature
<222> LOCATION: (6)..(6)
<223> OTHER INFORMATION: 2'-O-methyl
<220> FEATURE:
<221> NAME/KEY: misc_feature
<222> LOCATION: (7)..(7)
<223> OTHER INFORMATION: 2'-deoxy-2'-fluoro
<220> FEATURE:
<221> NAME/KEY: misc_feature
<222> LOCATION: (8)..(8)
<223> OTHER INFORMATION: 2'-O-methyl
<220> FEATURE:
<221> NAME/KEY: misc_feature
<222> LOCATION: (9)..(9)
<223> OTHER INFORMATION: 2'-deoxy-2'-fluoro
<220> FEATURE:
<221> NAME/KEY: misc_feature
<222> LOCATION: (10)..(10)
<223> OTHER INFORMATION: 2'-O-methyl
<220> FEATURE:
<221> NAME/KEY: misc_feature
<222> LOCATION: (11)..(11)
<223> OTHER INFORMATION: 2'-deoxy-2'-fluoro
<220> FEATURE:
<221> NAME/KEY: misc_feature
<222> LOCATION: (12)..(12)
<223> OTHER INFORMATION: 2'-O-methyl
<220> FEATURE:
<221> NAME/KEY: misc_feature
<222> LOCATION: (13)..(13)
<223> OTHER INFORMATION: 2'-deoxy-2'-fluoro
<220> FEATURE:
<221> NAME/KEY: misc_feature
<222> LOCATION: (14)..(14)
<223> OTHER INFORMATION: 2'-O-methyl
<220> FEATURE:
<221> NAME/KEY: misc_feature
<222> LOCATION: (15)..(15)
<223> OTHER INFORMATION: 2'-deoxy-2'-fluoro
<220> FEATURE:
<221> NAME/KEY: misc_feature
<222> LOCATION: (16)..(16)
<223> OTHER INFORMATION: 2'-O-methyl
<220> FEATURE:
<221> NAME/KEY: misc_feature
<222> LOCATION: (17)..(17)
<223> OTHER INFORMATION: 2'-deoxy-2'-fluoro
<220> FEATURE:
<221> NAME/KEY: misc_feature
<222> LOCATION: (18)..(18)
<223> OTHER INFORMATION: 2'-O-methyl
<220> FEATURE:
<221> NAME/KEY: misc_feature
<222> LOCATION: (19)..(19)
<223> OTHER INFORMATION: 2'-deoxy-2'-fluoro
```

```
<400> SEQUENCE: 110
```

```
aaacuuuuuac aacuagagg
```

19

```
<210> SEQ ID NO 111
<211> LENGTH: 19
<212> TYPE: RNA
```

-continued

<213> ORGANISM: Artificial
<220> FEATURE:
<223> OTHER INFORMATION: Synthetic Construct
<220> FEATURE:
<221> NAME/KEY: misc_feature
<222> LOCATION: (2)..(18)
<223> OTHER INFORMATION: phosphodiester linkage
<220> FEATURE:
<221> NAME/KEY: misc_feature
<222> LOCATION: (2)..(2)
<223> OTHER INFORMATION: 2'-O-methoxyethyl (MOE)
<220> FEATURE:
<221> NAME/KEY: misc_feature
<222> LOCATION: (4)..(4)
<223> OTHER INFORMATION: 2'-O-methoxyethyl (MOE)
<220> FEATURE:
<221> NAME/KEY: misc_feature
<222> LOCATION: (6)..(6)
<223> OTHER INFORMATION: 2'-O-methoxyethyl (MOE)
<220> FEATURE:
<221> NAME/KEY: misc_feature
<222> LOCATION: (8)..(8)
<223> OTHER INFORMATION: 2'-O-methoxyethyl (MOE)
<220> FEATURE:
<221> NAME/KEY: misc_feature
<222> LOCATION: (10)..(10)
<223> OTHER INFORMATION: 2'-O-methoxyethyl (MOE)
<220> FEATURE:
<221> NAME/KEY: misc_feature
<222> LOCATION: (12)..(12)
<223> OTHER INFORMATION: 2'-O-methoxyethyl (MOE)
<220> FEATURE:
<221> NAME/KEY: misc_feature
<222> LOCATION: (14)..(14)
<223> OTHER INFORMATION: 2'-O-methoxyethyl (MOE)
<220> FEATURE:
<221> NAME/KEY: misc_feature
<222> LOCATION: (16)..(16)
<223> OTHER INFORMATION: 2'-O-methoxyethyl (MOE)
<220> FEATURE:
<221> NAME/KEY: misc_feature
<222> LOCATION: (18)..(18)
<223> OTHER INFORMATION: 2'-O-methoxyethyl (MOE)

<400> SEQUENCE: 111

aaacuuuuac aacuagagg

19

<210> SEQ ID NO 112
<211> LENGTH: 20
<212> TYPE: RNA
<213> ORGANISM: Artificial
<220> FEATURE:
<223> OTHER INFORMATION: Synthetic Construct
<220> FEATURE:
<221> NAME/KEY: misc_feature
<222> LOCATION: (1)..(20)
<223> OTHER INFORMATION: ribo with phosphorothioate linkage

<400> SEQUENCE: 112

uuugaaaaug uugaucuccu

20

<210> SEQ ID NO 113
<211> LENGTH: 19
<212> TYPE: RNA
<213> ORGANISM: Artificial
<220> FEATURE:
<223> OTHER INFORMATION: Synthetic Construct
<220> FEATURE:
<221> NAME/KEY: misc_feature
<222> LOCATION: (1)..(19)
<223> OTHER INFORMATION: ribo with phosphorothioate linkage

<400> SEQUENCE: 113

aaacuuuuac aacuagagg

19

-continued

<210> SEQ ID NO 114
<211> LENGTH: 19
<212> TYPE: RNA
<213> ORGANISM: Artificial
<220> FEATURE:
<223> OTHER INFORMATION: Synthetic Construct
<220> FEATURE:
<221> NAME/KEY: misc_feature
<222> LOCATION: (1)..(1)
<223> OTHER INFORMATION: 2'-O-methyl with phosphodiester linkage
<220> FEATURE:
<221> NAME/KEY: misc_feature
<222> LOCATION: (3)..(3)
<223> OTHER INFORMATION: 2'-O-methyl with phosphodiester linkage
<220> FEATURE:
<221> NAME/KEY: misc_feature
<222> LOCATION: (5)..(5)
<223> OTHER INFORMATION: 2'-O-methyl with phosphodiester linkage
<220> FEATURE:
<221> NAME/KEY: misc_feature
<222> LOCATION: (15)..(15)
<223> OTHER INFORMATION: 2'-O-methyl with phosphodiester linkage
<220> FEATURE:
<221> NAME/KEY: misc_feature
<222> LOCATION: (17)..(17)
<223> OTHER INFORMATION: 2'-O-methyl with phosphodiester linkage
<220> FEATURE:
<221> NAME/KEY: misc_feature
<222> LOCATION: (19)..(19)
<223> OTHER INFORMATION: 2'-O-methyl

<400> SEQUENCE: 114

uugucucugg uccuuacuu

19

<210> SEQ ID NO 115
<211> LENGTH: 19
<212> TYPE: RNA
<213> ORGANISM: Artificial
<220> FEATURE:
<223> OTHER INFORMATION: Synthetic Construct
<220> FEATURE:
<221> NAME/KEY: misc_feature
<222> LOCATION: (1)..(1)
<223> OTHER INFORMATION: 2'-O-methyl with phosphodiester linkage
<220> FEATURE:
<221> NAME/KEY: misc_feature
<222> LOCATION: (3)..(3)
<223> OTHER INFORMATION: 2'-O-methyl with phosphodiester linkage
<220> FEATURE:
<221> NAME/KEY: misc_feature
<222> LOCATION: (5)..(5)
<223> OTHER INFORMATION: 2'-O-methyl with phosphodiester linkage
<220> FEATURE:
<221> NAME/KEY: misc_feature
<222> LOCATION: (15)..(15)
<223> OTHER INFORMATION: 2'-O-methyl with phosphodiester linkage
<220> FEATURE:
<221> NAME/KEY: misc_feature
<222> LOCATION: (17)..(17)
<223> OTHER INFORMATION: 2'-O-methyl with phosphodiester linkage
<220> FEATURE:
<221> NAME/KEY: misc_feature
<222> LOCATION: (19)..(19)
<223> OTHER INFORMATION: 2'-O-methyl

<400> SEQUENCE: 115

ugcuagccuc uggauuuga

19

<210> SEQ ID NO 116
<211> LENGTH: 19
<212> TYPE: RNA
<213> ORGANISM: Artificial
<220> FEATURE:

-continued

```
<223> OTHER INFORMATION: Synthetic Construct
<220> FEATURE:
<221> NAME/KEY: misc_feature
<222> LOCATION: (2)..(2)
<223> OTHER INFORMATION: 2'-O-methyl with phosphodiester linkage
<220> FEATURE:
<221> NAME/KEY: misc_feature
<222> LOCATION: (4)..(4)
<223> OTHER INFORMATION: 2'-O-methyl with phosphodiester linkage
<220> FEATURE:
<221> NAME/KEY: misc_feature
<222> LOCATION: (6)..(6)
<223> OTHER INFORMATION: 2'-O-methyl with phosphodiester linkage
<220> FEATURE:
<221> NAME/KEY: misc_feature
<222> LOCATION: (8)..(8)
<223> OTHER INFORMATION: 2'-O-methyl with phosphodiester linkage
<220> FEATURE:
<221> NAME/KEY: misc_feature
<222> LOCATION: (10)..(10)
<223> OTHER INFORMATION: 2'-O-methyl with phosphodiester linkage
<220> FEATURE:
<221> NAME/KEY: misc_feature
<222> LOCATION: (12)..(12)
<223> OTHER INFORMATION: 2'-O-methyl with phosphodiester linkage
<220> FEATURE:
<221> NAME/KEY: misc_feature
<222> LOCATION: (14)..(14)
<223> OTHER INFORMATION: 2'-O-methyl with phosphodiester linkage
<220> FEATURE:
<221> NAME/KEY: misc_feature
<222> LOCATION: (16)..(16)
<223> OTHER INFORMATION: 2'-O-methyl with phosphodiester linkage
<220> FEATURE:
<221> NAME/KEY: misc_feature
<222> LOCATION: (18)..(18)
<223> OTHER INFORMATION: 2'-O-methyl with phosphodiester linkage
```

```
<400> SEQUENCE: 116
```

```
acgaucggag accuaaacu
```

19

```
<210> SEQ ID NO 117
<211> LENGTH: 19
<212> TYPE: RNA
<213> ORGANISM: Artificial
<220> FEATURE:
<223> OTHER INFORMATION: Synthetic Construct
<220> FEATURE:
<221> NAME/KEY: misc_feature
<222> LOCATION: (2)..(2)
<223> OTHER INFORMATION: 2'-O-methyl with phosphodiester linkage
<220> FEATURE:
<221> NAME/KEY: misc_feature
<222> LOCATION: (4)..(4)
<223> OTHER INFORMATION: 2'-O-methyl with phosphodiester linkage
<220> FEATURE:
<221> NAME/KEY: misc_feature
<222> LOCATION: (6)..(6)
<223> OTHER INFORMATION: 2'-O-methyl with phosphodiester linkage
<220> FEATURE:
<221> NAME/KEY: misc_feature
<222> LOCATION: (8)..(8)
<223> OTHER INFORMATION: 2'-O-methyl with phosphodiester linkage
<220> FEATURE:
<221> NAME/KEY: misc_feature
<222> LOCATION: (10)..(10)
<223> OTHER INFORMATION: 2'-O-methyl with phosphodiester linkage
<220> FEATURE:
<221> NAME/KEY: misc_feature
<222> LOCATION: (12)..(12)
<223> OTHER INFORMATION: 2'-O-methyl with phosphodiester linkage
<220> FEATURE:
<221> NAME/KEY: misc_feature
<222> LOCATION: (14)..(14)
<223> OTHER INFORMATION: 2'-O-methyl with phosphodiester linkage
<220> FEATURE:
<221> NAME/KEY: misc_feature
<222> LOCATION: (16)..(16)
<223> OTHER INFORMATION: 2'-O-methyl with phosphodiester linkage
<220> FEATURE:
<221> NAME/KEY: misc_feature
<222> LOCATION: (18)..(18)
<223> OTHER INFORMATION: 2'-O-methyl with phosphodiester linkage
```

```
<400> SEQUENCE: 117
```

```
aacagagacc aggaugaa
```

19

```
<210> SEQ ID NO 118
<211> LENGTH: 19
<212> TYPE: RNA
<213> ORGANISM: Artificial
<220> FEATURE:
<223> OTHER INFORMATION: Synthetic Construct
<220> FEATURE:
<221> NAME/KEY: misc_feature
```


-continued

```

<222> LOCATION: (2)..(2)
<223> OTHER INFORMATION: 2'-O-methyl with phosphodiester linkage
<220> FEATURE:
<221> NAME/KEY: misc_feature
<222> LOCATION: (4)..(4)
<223> OTHER INFORMATION: 2'-O-methyl with phosphodiester linkage
<220> FEATURE:
<221> NAME/KEY: misc_feature
<222> LOCATION: (16)..(16)
<223> OTHER INFORMATION: 2'-O-methyl with phosphodiester linkage
<220> FEATURE:
<221> NAME/KEY: misc_feature
<222> LOCATION: (18)..(18)
<223> OTHER INFORMATION: 2'-O-methyl with phosphodiester linkage

<400> SEQUENCE: 118

acgaucggag accuaaacu 19

<210> SEQ ID NO 119
<211> LENGTH: 20
<212> TYPE: DNA
<213> ORGANISM: Artificial
<220> FEATURE:
<223> OTHER INFORMATION: Synthetic Construct

<400> SEQUENCE: 119

ctgctagcct ctggatttga 20

<210> SEQ ID NO 120
<211> LENGTH: 19
<212> TYPE: RNA
<213> ORGANISM: Artificial
<220> FEATURE:
<223> OTHER INFORMATION: Synthetic Construct

<400> SEQUENCE: 120

uugucucugg uccuuacuu 19

<210> SEQ ID NO 121
<211> LENGTH: 19
<212> TYPE: RNA
<213> ORGANISM: Artificial
<220> FEATURE:
<223> OTHER INFORMATION: Synthetic Construct

<400> SEQUENCE: 121

aaguaaggac cagagacaa 19

<210> SEQ ID NO 122
<211> LENGTH: 19
<212> TYPE: RNA
<213> ORGANISM: Artificial
<220> FEATURE:
<223> OTHER INFORMATION: Synthetic Construct
<220> FEATURE:
<221> NAME/KEY: misc_feature
<222> LOCATION: (2)..(2)
<223> OTHER INFORMATION: 2'-F
<220> FEATURE:
<221> NAME/KEY: misc_feature
<222> LOCATION: (4)..(4)
<223> OTHER INFORMATION: 2'-F
<220> FEATURE:
<221> NAME/KEY: misc_feature
<222> LOCATION: (6)..(6)
<223> OTHER INFORMATION: 2'-F
<220> FEATURE:
<221> NAME/KEY: misc_feature
<222> LOCATION: (8)..(8)
<223> OTHER INFORMATION: 2'-F
<220> FEATURE:

```

-continued

```
<221> NAME/KEY: misc_feature
<222> LOCATION: (10)..(10)
<223> OTHER INFORMATION: 2'-F
<220> FEATURE:
<221> NAME/KEY: misc_feature
<222> LOCATION: (12)..(12)
<223> OTHER INFORMATION: 2'-F
<220> FEATURE:
<221> NAME/KEY: misc_feature
<222> LOCATION: (14)..(14)
<223> OTHER INFORMATION: 2'-F
<220> FEATURE:
<221> NAME/KEY: misc_feature
<222> LOCATION: (16)..(16)
<223> OTHER INFORMATION: 2'-F
<220> FEATURE:
<221> NAME/KEY: misc_feature
<222> LOCATION: (18)..(18)
<223> OTHER INFORMATION: 2'-F
```

```
<400> SEQUENCE: 122
```

```
uugucucugg uccuuacuu
```

19

```
<210> SEQ ID NO 123
<211> LENGTH: 19
<212> TYPE: RNA
<213> ORGANISM: Artificial
<220> FEATURE:
<223> OTHER INFORMATION: Synthetic Construct
<220> FEATURE:
<221> NAME/KEY: misc_feature
<222> LOCATION: (1)..(3)
<223> OTHER INFORMATION: 2'-F
<220> FEATURE:
<221> NAME/KEY: misc_feature
<222> LOCATION: (3)..(3)
<223> OTHER INFORMATION: 2'-F
<220> FEATURE:
<221> NAME/KEY: misc_feature
<222> LOCATION: (5)..(5)
<223> OTHER INFORMATION: 2'-F
<220> FEATURE:
<221> NAME/KEY: misc_feature
<222> LOCATION: (7)..(7)
<223> OTHER INFORMATION: 2'-F
<220> FEATURE:
<221> NAME/KEY: misc_feature
<222> LOCATION: (9)..(9)
<223> OTHER INFORMATION: 2'-F
<220> FEATURE:
<221> NAME/KEY: misc_feature
<222> LOCATION: (11)..(11)
<223> OTHER INFORMATION: 2'-F
<220> FEATURE:
<221> NAME/KEY: misc_feature
<222> LOCATION: (13)..(13)
<223> OTHER INFORMATION: 2'-F
<220> FEATURE:
<221> NAME/KEY: misc_feature
<222> LOCATION: (15)..(15)
<223> OTHER INFORMATION: 2'-F
<220> FEATURE:
<221> NAME/KEY: misc_feature
<222> LOCATION: (17)..(17)
<223> OTHER INFORMATION: 2'-F
<220> FEATURE:
<221> NAME/KEY: misc_feature
<222> LOCATION: (19)..(19)
<223> OTHER INFORMATION: 2'-F
```

```
<400> SEQUENCE: 123
```

```
aaguaaggac cagagacaa
```

19

```
<210> SEQ ID NO 124
<211> LENGTH: 20
```

-continued

<212> TYPE: DNA
<213> ORGANISM: Artificial
<220> FEATURE:
<223> OTHER INFORMATION: Synthetic Construct
<220> FEATURE:
<221> NAME/KEY: misc_feature
<222> LOCATION: (1)..(20)
<223> OTHER INFORMATION: phosphodiester linkage

<400> SEQUENCE: 124

aagtaaggac cagagacaaa

20

<210> SEQ ID NO 125
<211> LENGTH: 20
<212> TYPE: DNA
<213> ORGANISM: Artificial
<220> FEATURE:
<223> OTHER INFORMATION: Synthetic Construct
<220> FEATURE:
<221> NAME/KEY: misc_feature
<222> LOCATION: (1)..(20)
<223> OTHER INFORMATION: phosphodiester linkage
<220> FEATURE:
<221> NAME/KEY: misc_feature
<222> LOCATION: (1)..(1)
<223> OTHER INFORMATION: 2'-OMe
<220> FEATURE:
<221> NAME/KEY: misc_feature
<222> LOCATION: (3)..(3)
<223> OTHER INFORMATION: 2'-OMe
<220> FEATURE:
<221> NAME/KEY: misc_feature
<222> LOCATION: (5)..(5)
<223> OTHER INFORMATION: 2'-OMe
<220> FEATURE:
<221> NAME/KEY: misc_feature
<222> LOCATION: (7)..(7)
<223> OTHER INFORMATION: 2'-OMe
<220> FEATURE:
<221> NAME/KEY: misc_feature
<222> LOCATION: (9)..(9)
<223> OTHER INFORMATION: 2'-OMe
<220> FEATURE:
<221> NAME/KEY: misc_feature
<222> LOCATION: (11)..(11)
<223> OTHER INFORMATION: 2'-OMe
<220> FEATURE:
<221> NAME/KEY: misc_feature
<222> LOCATION: (13)..(13)
<223> OTHER INFORMATION: 2'-OMe
<220> FEATURE:
<221> NAME/KEY: misc_feature
<222> LOCATION: (15)..(15)
<223> OTHER INFORMATION: 2'-OMe
<220> FEATURE:
<221> NAME/KEY: misc_feature
<222> LOCATION: (17)..(17)
<223> OTHER INFORMATION: 2'-OMe
<220> FEATURE:
<221> NAME/KEY: misc_feature
<222> LOCATION: (19)..(19)
<223> OTHER INFORMATION: 2'-OMe

<400> SEQUENCE: 125

aagtaaggac cagagacaaa

20

<210> SEQ ID NO 126
<211> LENGTH: 20
<212> TYPE: DNA
<213> ORGANISM: Artificial
<220> FEATURE:
<223> OTHER INFORMATION: Synthetic Construct
<220> FEATURE:
<221> NAME/KEY: misc_feature
<222> LOCATION: (1)..(20)

-continued

<223> OTHER INFORMATION: phosphorothioate linkage
<220> FEATURE:
<221> NAME/KEY: misc_feature
<222> LOCATION: (1)..(1)
<223> OTHER INFORMATION: 2'-F
<220> FEATURE:
<221> NAME/KEY: misc_feature
<222> LOCATION: (2)..(2)
<223> OTHER INFORMATION: 2'-H
<220> FEATURE:
<221> NAME/KEY: misc_feature
<222> LOCATION: (3)..(3)
<223> OTHER INFORMATION: 2'-F
<220> FEATURE:
<221> NAME/KEY: misc_feature
<222> LOCATION: (4)..(4)
<223> OTHER INFORMATION: 2'-H
<220> FEATURE:
<221> NAME/KEY: misc_feature
<222> LOCATION: (5)..(5)
<223> OTHER INFORMATION: 2'-F
<220> FEATURE:
<221> NAME/KEY: misc_feature
<222> LOCATION: (6)..(6)
<223> OTHER INFORMATION: 2'-H
<220> FEATURE:
<221> NAME/KEY: misc_feature
<222> LOCATION: (7)..(7)
<223> OTHER INFORMATION: 2'-F
<220> FEATURE:
<221> NAME/KEY: misc_feature
<222> LOCATION: (8)..(8)
<223> OTHER INFORMATION: 2'-H
<220> FEATURE:
<221> NAME/KEY: misc_feature
<222> LOCATION: (9)..(9)
<223> OTHER INFORMATION: 2'-F
<220> FEATURE:
<221> NAME/KEY: misc_feature
<222> LOCATION: (10)..(10)
<223> OTHER INFORMATION: 5-methyl cytidines; 2'-H
<220> FEATURE:
<221> NAME/KEY: misc_feature
<222> LOCATION: (11)..(11)
<223> OTHER INFORMATION: 2'-F
<220> FEATURE:
<221> NAME/KEY: misc_feature
<222> LOCATION: (12)..(12)
<223> OTHER INFORMATION: 2'-H
<220> FEATURE:
<221> NAME/KEY: misc_feature
<222> LOCATION: (13)..(13)
<223> OTHER INFORMATION: 2'-F
<220> FEATURE:
<221> NAME/KEY: misc_feature
<222> LOCATION: (14)..(14)
<223> OTHER INFORMATION: 2'-H
<220> FEATURE:
<221> NAME/KEY: misc_feature
<222> LOCATION: (15)..(15)
<223> OTHER INFORMATION: 2'-F
<220> FEATURE:
<221> NAME/KEY: misc_feature
<222> LOCATION: (16)..(16)
<223> OTHER INFORMATION: 2'-H
<220> FEATURE:
<221> NAME/KEY: misc_feature
<222> LOCATION: (17)..(17)
<223> OTHER INFORMATION: 2'-F
<220> FEATURE:
<221> NAME/KEY: misc_feature
<222> LOCATION: (18)..(18)
<223> OTHER INFORMATION: 2'-H
<220> FEATURE:
<221> NAME/KEY: misc_feature
<222> LOCATION: (19)..(19)
<223> OTHER INFORMATION: 2'-F
<220> FEATURE:
<221> NAME/KEY: misc_feature

-continued

<222> LOCATION: (20)..(20)
<223> OTHER INFORMATION: 2'-H

<400> SEQUENCE: 126

aagtaaggac cagagacaaa

20

<210> SEQ ID NO 127
<211> LENGTH: 20
<212> TYPE: RNA
<213> ORGANISM: Artificial
<220> FEATURE:
<223> OTHER INFORMATION: Synthetic Construct
<220> FEATURE:
<221> NAME/KEY: misc_feature
<222> LOCATION: (1)..(20)
<223> OTHER INFORMATION: phosphodiester linkages
<220> FEATURE:
<221> NAME/KEY: misc_feature
<222> LOCATION: (1)..(1)
<223> OTHER INFORMATION: 2'-H
<220> FEATURE:
<221> NAME/KEY: misc_feature
<222> LOCATION: (2)..(2)
<223> OTHER INFORMATION: 2'-F
<220> FEATURE:
<221> NAME/KEY: misc_feature
<222> LOCATION: (3)..(3)
<223> OTHER INFORMATION: 2'-H
<220> FEATURE:
<221> NAME/KEY: misc_feature
<222> LOCATION: (4)..(4)
<223> OTHER INFORMATION: 2'-F
<220> FEATURE:
<221> NAME/KEY: misc_feature
<222> LOCATION: (5)..(5)
<223> OTHER INFORMATION: 2'-H
<220> FEATURE:
<221> NAME/KEY: misc_feature
<222> LOCATION: (6)..(6)
<223> OTHER INFORMATION: 2'-F
<220> FEATURE:
<221> NAME/KEY: misc_feature
<222> LOCATION: (7)..(7)
<223> OTHER INFORMATION: 2'-H
<220> FEATURE:
<221> NAME/KEY: misc_feature
<222> LOCATION: (8)..(8)
<223> OTHER INFORMATION: 2'-F
<220> FEATURE:
<221> NAME/KEY: misc_feature
<222> LOCATION: (9)..(9)
<223> OTHER INFORMATION: 2'-H
<220> FEATURE:
<221> NAME/KEY: misc_feature
<222> LOCATION: (10)..(10)
<223> OTHER INFORMATION: 5-methyl cytidine; 2'-F
<220> FEATURE:
<221> NAME/KEY: misc_feature
<222> LOCATION: (11)..(11)
<223> OTHER INFORMATION: 2'-H
<220> FEATURE:
<221> NAME/KEY: misc_feature
<222> LOCATION: (12)..(12)
<223> OTHER INFORMATION: 2'-F
<220> FEATURE:
<221> NAME/KEY: misc_feature
<222> LOCATION: (13)..(13)
<223> OTHER INFORMATION: 2'-H
<220> FEATURE:
<221> NAME/KEY: misc_feature
<222> LOCATION: (14)..(14)
<223> OTHER INFORMATION: 2'-F
<220> FEATURE:
<221> NAME/KEY: misc_feature
<222> LOCATION: (15)..(15)
<223> OTHER INFORMATION: 2'-H
<220> FEATURE:

-continued

```
<221> NAME/KEY: misc_feature
<222> LOCATION: (16)..(16)
<223> OTHER INFORMATION: 2'-F
<220> FEATURE:
<221> NAME/KEY: misc_feature
<222> LOCATION: (17)..(17)
<223> OTHER INFORMATION: 5-methyl cytidine; 2'-H
<220> FEATURE:
<221> NAME/KEY: misc_feature
<222> LOCATION: (18)..(18)
<223> OTHER INFORMATION: 2'-F
<220> FEATURE:
<221> NAME/KEY: misc_feature
<222> LOCATION: (19)..(19)
<223> OTHER INFORMATION: 2'-H
<220> FEATURE:
<221> NAME/KEY: misc_feature
<222> LOCATION: (20)..(20)
<223> OTHER INFORMATION: 2'-F
```

```
<400> SEQUENCE: 127
```

```
aaguaaggac cagagacaaa
```

20

```
<210> SEQ ID NO 128
<211> LENGTH: 20
<212> TYPE: RNA
<213> ORGANISM: Artificial
<220> FEATURE:
<223> OTHER INFORMATION: Synthetic Construct
<220> FEATURE:
<221> NAME/KEY: misc_feature
<222> LOCATION: (1)..(20)
<223> OTHER INFORMATION: phosphodiester linkage
<220> FEATURE:
<221> NAME/KEY: misc_feature
<222> LOCATION: (1)..(1)
<223> OTHER INFORMATION: 2'-F
<220> FEATURE:
<221> NAME/KEY: misc_feature
<222> LOCATION: (2)..(2)
<223> OTHER INFORMATION: 2'-OMe
<220> FEATURE:
<221> NAME/KEY: misc_feature
<222> LOCATION: (3)..(3)
<223> OTHER INFORMATION: 2'-F
<220> FEATURE:
<221> NAME/KEY: misc_feature
<222> LOCATION: (4)..(4)
<223> OTHER INFORMATION: 2'-OMe
<220> FEATURE:
<221> NAME/KEY: misc_feature
<222> LOCATION: (5)..(5)
<223> OTHER INFORMATION: 2'-F
<220> FEATURE:
<221> NAME/KEY: misc_feature
<222> LOCATION: (6)..(6)
<223> OTHER INFORMATION: 2'-OMe
<220> FEATURE:
<221> NAME/KEY: misc_feature
<222> LOCATION: (7)..(7)
<223> OTHER INFORMATION: 2'-F
<220> FEATURE:
<221> NAME/KEY: misc_feature
<222> LOCATION: (8)..(8)
<223> OTHER INFORMATION: 2'-OMe
<220> FEATURE:
<221> NAME/KEY: misc_feature
<222> LOCATION: (9)..(9)
<223> OTHER INFORMATION: 2'-F
<220> FEATURE:
<221> NAME/KEY: misc_feature
<222> LOCATION: (10)..(10)
<223> OTHER INFORMATION: 2'-OMe
<220> FEATURE:
<221> NAME/KEY: misc_feature
<222> LOCATION: (11)..(11)
<223> OTHER INFORMATION: 2'-F
```

-continued

<220> FEATURE:
<221> NAME/KEY: misc_feature
<222> LOCATION: (12)..(12)
<223> OTHER INFORMATION: 2'-OMe
<220> FEATURE:
<221> NAME/KEY: misc_feature
<222> LOCATION: (13)..(13)
<223> OTHER INFORMATION: 2'-F
<220> FEATURE:
<221> NAME/KEY: misc_feature
<222> LOCATION: (14)..(14)
<223> OTHER INFORMATION: 2'-OMe
<220> FEATURE:
<221> NAME/KEY: misc_feature
<222> LOCATION: (15)..(15)
<223> OTHER INFORMATION: 2'-F
<220> FEATURE:
<221> NAME/KEY: misc_feature
<222> LOCATION: (16)..(16)
<223> OTHER INFORMATION: 2'-OMe
<220> FEATURE:
<221> NAME/KEY: misc_feature
<222> LOCATION: (17)..(17)
<223> OTHER INFORMATION: 2'-F
<220> FEATURE:
<221> NAME/KEY: misc_feature
<222> LOCATION: (18)..(18)
<223> OTHER INFORMATION: 2'-OMe
<220> FEATURE:
<221> NAME/KEY: misc_feature
<222> LOCATION: (19)..(19)
<223> OTHER INFORMATION: 2'-F
<220> FEATURE:
<221> NAME/KEY: misc_feature
<222> LOCATION: (20)..(20)
<223> OTHER INFORMATION: 2'-OMe

<400> SEQUENCE: 128

uuugucucug guccuuacuu

20

<210> SEQ ID NO 129
<211> LENGTH: 20
<212> TYPE: RNA
<213> ORGANISM: Artificial
<220> FEATURE:
<223> OTHER INFORMATION: Synthetic Construct

<400> SEQUENCE: 129

uuugucucug guccuuacuu

20

<210> SEQ ID NO 130
<211> LENGTH: 20
<212> TYPE: RNA
<213> ORGANISM: Artificial
<220> FEATURE:
<223> OTHER INFORMATION: Synthetic Construct
<220> FEATURE:
<221> NAME/KEY: misc_feature
<222> LOCATION: (1)..(20)
<223> OTHER INFORMATION: phosphodiester linkage
<220> FEATURE:
<221> NAME/KEY: misc_feature
<222> LOCATION: (1)..(1)
<223> OTHER INFORMATION: 2'-F
<220> FEATURE:
<221> NAME/KEY: misc_feature
<222> LOCATION: (2)..(2)
<223> OTHER INFORMATION: 2'-OMe
<220> FEATURE:
<221> NAME/KEY: misc_feature
<222> LOCATION: (3)..(3)
<223> OTHER INFORMATION: 2'-F
<220> FEATURE:
<221> NAME/KEY: misc_feature
<222> LOCATION: (4)..(4)

-continued

<223> OTHER INFORMATION: 2'-OMe
<220> FEATURE:
<221> NAME/KEY: misc_feature
<222> LOCATION: (5)..(5)
<223> OTHER INFORMATION: 2'-F
<220> FEATURE:
<221> NAME/KEY: misc_feature
<222> LOCATION: (6)..(6)
<223> OTHER INFORMATION: 2'-OMe
<220> FEATURE:
<221> NAME/KEY: misc_feature
<222> LOCATION: (7)..(7)
<223> OTHER INFORMATION: 2'-F
<220> FEATURE:
<221> NAME/KEY: misc_feature
<222> LOCATION: (8)..(8)
<223> OTHER INFORMATION: 2'-OMe
<220> FEATURE:
<221> NAME/KEY: misc_feature
<222> LOCATION: (9)..(9)
<223> OTHER INFORMATION: 2'-F
<220> FEATURE:
<221> NAME/KEY: misc_feature
<222> LOCATION: (10)..(10)
<223> OTHER INFORMATION: 2'-OMe
<220> FEATURE:
<221> NAME/KEY: misc_feature
<222> LOCATION: (11)..(11)
<223> OTHER INFORMATION: 2'-F
<220> FEATURE:
<221> NAME/KEY: misc_feature
<222> LOCATION: (12)..(12)
<223> OTHER INFORMATION: 2'-OMe
<220> FEATURE:
<221> NAME/KEY: misc_feature
<222> LOCATION: (13)..(13)
<223> OTHER INFORMATION: 2'-F
<220> FEATURE:
<221> NAME/KEY: misc_feature
<222> LOCATION: (14)..(14)
<223> OTHER INFORMATION: 2'-OMe
<220> FEATURE:
<221> NAME/KEY: misc_feature
<222> LOCATION: (15)..(15)
<223> OTHER INFORMATION: 2'-F
<220> FEATURE:
<221> NAME/KEY: misc_feature
<222> LOCATION: (16)..(16)
<223> OTHER INFORMATION: 2'-OMe
<220> FEATURE:
<221> NAME/KEY: misc_feature
<222> LOCATION: (17)..(17)
<223> OTHER INFORMATION: 2'-F
<220> FEATURE:
<221> NAME/KEY: misc_feature
<222> LOCATION: (18)..(18)
<223> OTHER INFORMATION: 2'-OMe
<220> FEATURE:
<221> NAME/KEY: misc_feature
<222> LOCATION: (19)..(19)
<223> OTHER INFORMATION: 2'-F
<220> FEATURE:
<221> NAME/KEY: misc_feature
<222> LOCATION: (20)..(20)
<223> OTHER INFORMATION: 2'-OMe

<400> SEQUENCE: 130

aaguaaggac cagagacaaa

20

<210> SEQ ID NO 131
<211> LENGTH: 20
<212> TYPE: RNA
<213> ORGANISM: Artificial
<220> FEATURE:
<223> OTHER INFORMATION: Synthetic Construct
<220> FEATURE:
<221> NAME/KEY: misc_feature

-continued

<222> LOCATION: (1)..(20)
<223> OTHER INFORMATION: phosphodiester linkage
<220> FEATURE:
<221> NAME/KEY: misc_feature
<222> LOCATION: (1)..(1)
<223> OTHER INFORMATION: 2'-OMe
<220> FEATURE:
<221> NAME/KEY: misc_feature
<222> LOCATION: (2)..(2)
<223> OTHER INFORMATION: 2'-F
<220> FEATURE:
<221> NAME/KEY: misc_feature
<222> LOCATION: (3)..(3)
<223> OTHER INFORMATION: 2'-OMe
<220> FEATURE:
<221> NAME/KEY: misc_feature
<222> LOCATION: (4)..(4)
<223> OTHER INFORMATION: 2'-F
<220> FEATURE:
<221> NAME/KEY: misc_feature
<222> LOCATION: (5)..(5)
<223> OTHER INFORMATION: 2'-OMe
<220> FEATURE:
<221> NAME/KEY: misc_feature
<222> LOCATION: (6)..(6)
<223> OTHER INFORMATION: 2'-F
<220> FEATURE:
<221> NAME/KEY: misc_feature
<222> LOCATION: (7)..(7)
<223> OTHER INFORMATION: 2'-OMe
<220> FEATURE:
<221> NAME/KEY: misc_feature
<222> LOCATION: (8)..(8)
<223> OTHER INFORMATION: 2'-F
<220> FEATURE:
<221> NAME/KEY: misc_feature
<222> LOCATION: (9)..(9)
<223> OTHER INFORMATION: 2'-OMe
<220> FEATURE:
<221> NAME/KEY: misc_feature
<222> LOCATION: (10)..(10)
<223> OTHER INFORMATION: 2'-F
<220> FEATURE:
<221> NAME/KEY: misc_feature
<222> LOCATION: (11)..(11)
<223> OTHER INFORMATION: 2'-OMe
<220> FEATURE:
<221> NAME/KEY: misc_feature
<222> LOCATION: (12)..(12)
<223> OTHER INFORMATION: 2'-F
<220> FEATURE:
<221> NAME/KEY: misc_feature
<222> LOCATION: (13)..(13)
<223> OTHER INFORMATION: 2'-OMe
<220> FEATURE:
<221> NAME/KEY: misc_feature
<222> LOCATION: (14)..(14)
<223> OTHER INFORMATION: 2'-F
<220> FEATURE:
<221> NAME/KEY: misc_feature
<222> LOCATION: (15)..(15)
<223> OTHER INFORMATION: 2'-OMe
<220> FEATURE:
<221> NAME/KEY: misc_feature
<222> LOCATION: (16)..(16)
<223> OTHER INFORMATION: 2'-F
<220> FEATURE:
<221> NAME/KEY: misc_feature
<222> LOCATION: (17)..(17)
<223> OTHER INFORMATION: 2'-OMe
<220> FEATURE:
<221> NAME/KEY: misc_feature
<222> LOCATION: (18)..(18)
<223> OTHER INFORMATION: 2'-F
<220> FEATURE:
<221> NAME/KEY: misc_feature
<222> LOCATION: (19)..(19)
<223> OTHER INFORMATION: 2'-OMe
<220> FEATURE:

-continued

<221> NAME/KEY: misc_feature
<222> LOCATION: (20)..(20)
<223> OTHER INFORMATION: 2'-F

<400> SEQUENCE: 131

aaguaaggac cagagacaaa

20

<210> SEQ ID NO 132
<211> LENGTH: 20
<212> TYPE: RNA
<213> ORGANISM: Artificial
<220> FEATURE:
<223> OTHER INFORMATION: Synthetic Construct
<220> FEATURE:
<221> NAME/KEY: misc_feature
<222> LOCATION: (1)..(20)
<223> OTHER INFORMATION: phosphodiester linkage
<220> FEATURE:
<221> NAME/KEY: misc_feature
<222> LOCATION: (1)..(1)
<223> OTHER INFORMATION: 2'OMe
<220> FEATURE:
<221> NAME/KEY: misc_feature
<222> LOCATION: (2)..(2)
<223> OTHER INFORMATION: 2'-F
<220> FEATURE:
<221> NAME/KEY: misc_feature
<222> LOCATION: (3)..(3)
<223> OTHER INFORMATION: 2'OMe
<220> FEATURE:
<221> NAME/KEY: misc_feature
<222> LOCATION: (4)..(4)
<223> OTHER INFORMATION: 2'-F
<220> FEATURE:
<221> NAME/KEY: misc_feature
<222> LOCATION: (5)..(5)
<223> OTHER INFORMATION: 2'OMe
<220> FEATURE:
<221> NAME/KEY: misc_feature
<222> LOCATION: (6)..(6)
<223> OTHER INFORMATION: 2'-F
<220> FEATURE:
<221> NAME/KEY: misc_feature
<222> LOCATION: (7)..(7)
<223> OTHER INFORMATION: 2'OMe
<220> FEATURE:
<221> NAME/KEY: misc_feature
<222> LOCATION: (8)..(8)
<223> OTHER INFORMATION: 2'-F
<220> FEATURE:
<221> NAME/KEY: misc_feature
<222> LOCATION: (9)..(9)
<223> OTHER INFORMATION: 2'OMe
<220> FEATURE:
<221> NAME/KEY: misc_feature
<222> LOCATION: (10)..(10)
<223> OTHER INFORMATION: 2'-F
<220> FEATURE:
<221> NAME/KEY: misc_feature
<222> LOCATION: (11)..(11)
<223> OTHER INFORMATION: 2'OMe
<220> FEATURE:
<221> NAME/KEY: misc_feature
<222> LOCATION: (12)..(12)
<223> OTHER INFORMATION: 2'-F
<220> FEATURE:
<221> NAME/KEY: misc_feature
<222> LOCATION: (13)..(13)
<223> OTHER INFORMATION: 2'OMe
<220> FEATURE:
<221> NAME/KEY: misc_feature
<222> LOCATION: (14)..(14)
<223> OTHER INFORMATION: 2'-F
<220> FEATURE:
<221> NAME/KEY: misc_feature
<222> LOCATION: (15)..(15)
<223> OTHER INFORMATION: 2'OMe

-continued

<220> FEATURE:
<221> NAME/KEY: misc_feature
<222> LOCATION: (16)..(16)
<223> OTHER INFORMATION: 2'-F
<220> FEATURE:
<221> NAME/KEY: misc_feature
<222> LOCATION: (17)..(17)
<223> OTHER INFORMATION: 2'OMe
<220> FEATURE:
<221> NAME/KEY: misc_feature
<222> LOCATION: (18)..(18)
<223> OTHER INFORMATION: 2'-F
<220> FEATURE:
<221> NAME/KEY: misc_feature
<222> LOCATION: (19)..(19)
<223> OTHER INFORMATION: 2'OMe
<220> FEATURE:
<221> NAME/KEY: misc_feature
<222> LOCATION: (20)..(20)
<223> OTHER INFORMATION: 2'-F

<400> SEQUENCE: 132

aaguaaggac cagagacaaa

20

<210> SEQ ID NO 133
<211> LENGTH: 20
<212> TYPE: RNA
<213> ORGANISM: Artificial
<220> FEATURE:
<223> OTHER INFORMATION: Synthetic Construct
<220> FEATURE:
<221> NAME/KEY: misc_feature
<222> LOCATION: (1)..(20)
<223> OTHER INFORMATION: phosphodiester linkage
<220> FEATURE:
<221> NAME/KEY: misc_feature
<222> LOCATION: (1)..(1)
<223> OTHER INFORMATION: 2'-F
<220> FEATURE:
<221> NAME/KEY: misc_feature
<222> LOCATION: (2)..(2)
<223> OTHER INFORMATION: 2'-OMe
<220> FEATURE:
<221> NAME/KEY: misc_feature
<222> LOCATION: (3)..(3)
<223> OTHER INFORMATION: 2'-F
<220> FEATURE:
<221> NAME/KEY: misc_feature
<222> LOCATION: (4)..(4)
<223> OTHER INFORMATION: 2'-OMe
<220> FEATURE:
<221> NAME/KEY: misc_feature
<222> LOCATION: (5)..(5)
<223> OTHER INFORMATION: 2'-F
<220> FEATURE:
<221> NAME/KEY: misc_feature
<222> LOCATION: (6)..(6)
<223> OTHER INFORMATION: 2'-OMe
<220> FEATURE:
<221> NAME/KEY: misc_feature
<222> LOCATION: (7)..(7)
<223> OTHER INFORMATION: 2'-F
<220> FEATURE:
<221> NAME/KEY: misc_feature
<222> LOCATION: (8)..(8)
<223> OTHER INFORMATION: 2'-OMe
<220> FEATURE:
<221> NAME/KEY: misc_feature
<222> LOCATION: (9)..(9)
<223> OTHER INFORMATION: 2'-F
<220> FEATURE:
<221> NAME/KEY: misc_feature
<222> LOCATION: (10)..(10)
<223> OTHER INFORMATION: 2'-OMe
<220> FEATURE:
<221> NAME/KEY: misc_feature
<222> LOCATION: (11)..(11)

-continued

<223> OTHER INFORMATION: 2'-F
<220> FEATURE:
<221> NAME/KEY: misc_feature
<222> LOCATION: (12)..(12)
<223> OTHER INFORMATION: 2'-OMe
<220> FEATURE:
<221> NAME/KEY: misc_feature
<222> LOCATION: (13)..(13)
<223> OTHER INFORMATION: 2'-F
<220> FEATURE:
<221> NAME/KEY: misc_feature
<222> LOCATION: (14)..(14)
<223> OTHER INFORMATION: 2'-OMe
<220> FEATURE:
<221> NAME/KEY: misc_feature
<222> LOCATION: (15)..(15)
<223> OTHER INFORMATION: 2'-F
<220> FEATURE:
<221> NAME/KEY: misc_feature
<222> LOCATION: (16)..(16)
<223> OTHER INFORMATION: 2'-OMe
<220> FEATURE:
<221> NAME/KEY: misc_feature
<222> LOCATION: (17)..(17)
<223> OTHER INFORMATION: 2'-F
<220> FEATURE:
<221> NAME/KEY: misc_feature
<222> LOCATION: (18)..(18)
<223> OTHER INFORMATION: 2'-OMe
<220> FEATURE:
<221> NAME/KEY: misc_feature
<222> LOCATION: (19)..(19)
<223> OTHER INFORMATION: 2'-F
<220> FEATURE:
<221> NAME/KEY: misc_feature
<222> LOCATION: (20)..(20)
<223> OTHER INFORMATION: 2'-OMe

<400> SEQUENCE: 133

aaguaaggac cagagacaaa

20

<210> SEQ ID NO 134
<211> LENGTH: 20
<212> TYPE: RNA
<213> ORGANISM: Artificial
<220> FEATURE:
<223> OTHER INFORMATION: Synthetic Construct
<220> FEATURE:
<221> NAME/KEY: misc_feature
<222> LOCATION: (1)..(20)
<223> OTHER INFORMATION: phosphodiester linkage
<220> FEATURE:
<221> NAME/KEY: misc_feature
<222> LOCATION: (1)..(1)
<223> OTHER INFORMATION: 2'-F
<220> FEATURE:
<221> NAME/KEY: misc_feature
<222> LOCATION: (2)..(2)
<223> OTHER INFORMATION: 2'-OMe
<220> FEATURE:
<221> NAME/KEY: misc_feature
<222> LOCATION: (3)..(3)
<223> OTHER INFORMATION: 2'-F
<220> FEATURE:
<221> NAME/KEY: misc_feature
<222> LOCATION: (4)..(4)
<223> OTHER INFORMATION: 2'-OMe
<220> FEATURE:
<221> NAME/KEY: misc_feature
<222> LOCATION: (5)..(5)
<223> OTHER INFORMATION: 2'-F
<220> FEATURE:
<221> NAME/KEY: misc_feature
<222> LOCATION: (6)..(6)
<223> OTHER INFORMATION: 2'-OMe
<220> FEATURE:
<221> NAME/KEY: misc_feature

-continued

```

<222> LOCATION: (7)..(7)
<223> OTHER INFORMATION: 2'-F
<220> FEATURE:
<221> NAME/KEY: misc_feature
<222> LOCATION: (8)..(8)
<223> OTHER INFORMATION: 2'-OMe
<220> FEATURE:
<221> NAME/KEY: misc_feature
<222> LOCATION: (9)..(9)
<223> OTHER INFORMATION: 2'-F
<220> FEATURE:
<221> NAME/KEY: misc_feature
<222> LOCATION: (10)..(10)
<223> OTHER INFORMATION: 2'-OMe
<220> FEATURE:
<221> NAME/KEY: misc_feature
<222> LOCATION: (11)..(11)
<223> OTHER INFORMATION: 2'-F
<220> FEATURE:
<221> NAME/KEY: misc_feature
<222> LOCATION: (12)..(12)
<223> OTHER INFORMATION: 2'-OMe
<220> FEATURE:
<221> NAME/KEY: misc_feature
<222> LOCATION: (13)..(13)
<223> OTHER INFORMATION: 2'-F
<220> FEATURE:
<221> NAME/KEY: misc_feature
<222> LOCATION: (14)..(14)
<223> OTHER INFORMATION: 2'-OMe
<220> FEATURE:
<221> NAME/KEY: misc_feature
<222> LOCATION: (15)..(15)
<223> OTHER INFORMATION: 2'-F
<220> FEATURE:
<221> NAME/KEY: misc_feature
<222> LOCATION: (16)..(16)
<223> OTHER INFORMATION: 2'-OMe
<220> FEATURE:
<221> NAME/KEY: misc_feature
<222> LOCATION: (17)..(17)
<223> OTHER INFORMATION: 2'-F
<220> FEATURE:
<221> NAME/KEY: misc_feature
<222> LOCATION: (18)..(18)
<223> OTHER INFORMATION: 2'-OMe
<220> FEATURE:
<221> NAME/KEY: misc_feature
<222> LOCATION: (19)..(19)
<223> OTHER INFORMATION: 2'-F
<220> FEATURE:
<221> NAME/KEY: misc_feature
<222> LOCATION: (20)..(20)
<223> OTHER INFORMATION: 2'-OMe

```

```

<400> SEQUENCE: 134

```

```

uuugucucug guccuuacuu

```

20

```

<210> SEQ ID NO 135
<211> LENGTH: 20
<212> TYPE: RNA
<213> ORGANISM: Artificial
<220> FEATURE:
<223> OTHER INFORMATION: Synthetic Construct
<220> FEATURE:
<221> NAME/KEY: misc_feature
<222> LOCATION: (1)..(20)
<223> OTHER INFORMATION: phosphorthioate linkage
<220> FEATURE:
<221> NAME/KEY: misc_feature
<222> LOCATION: (1)..(1)
<223> OTHER INFORMATION: 2'-F
<220> FEATURE:
<221> NAME/KEY: misc_feature
<222> LOCATION: (3)..(3)
<223> OTHER INFORMATION: 2'-F
<220> FEATURE:

```

-continued

```

<221> NAME/KEY: misc_feature
<222> LOCATION: (5)..(5)
<223> OTHER INFORMATION: 2'-F
<220> FEATURE:
<221> NAME/KEY: misc_feature
<222> LOCATION: (7)..(7)
<223> OTHER INFORMATION: 2'-F
<220> FEATURE:
<221> NAME/KEY: misc_feature
<222> LOCATION: (9)..(9)
<223> OTHER INFORMATION: 2'-F
<220> FEATURE:
<221> NAME/KEY: misc_feature
<222> LOCATION: (11)..(11)
<223> OTHER INFORMATION: 2'-F
<220> FEATURE:
<221> NAME/KEY: misc_feature
<222> LOCATION: (13)..(13)
<223> OTHER INFORMATION: 2'-F
<220> FEATURE:
<221> NAME/KEY: misc_feature
<222> LOCATION: (15)..(15)
<223> OTHER INFORMATION: 2'-F
<220> FEATURE:
<221> NAME/KEY: misc_feature
<222> LOCATION: (17)..(17)
<223> OTHER INFORMATION: 2'-F
<220> FEATURE:
<221> NAME/KEY: misc_feature
<222> LOCATION: (19)..(19)
<223> OTHER INFORMATION: 2'-F

```

```

<400> SEQUENCE: 135

```

```

uuugucucug guccuuacuu

```

20

```

<210> SEQ ID NO 136
<211> LENGTH: 20
<212> TYPE: RNA
<213> ORGANISM: Artificial
<220> FEATURE:
<223> OTHER INFORMATION: Synthetic Construct
<220> FEATURE:
<221> NAME/KEY: misc_feature
<222> LOCATION: (1)..(20)
<223> OTHER INFORMATION: phosphorothioate linkage
<220> FEATURE:
<221> NAME/KEY: misc_feature
<222> LOCATION: (1)..(1)
<223> OTHER INFORMATION: 2'-O-methyl
<220> FEATURE:
<221> NAME/KEY: misc_feature
<222> LOCATION: (2)..(2)
<223> OTHER INFORMATION: ribo
<220> FEATURE:
<221> NAME/KEY: misc_feature
<222> LOCATION: (3)..(3)
<223> OTHER INFORMATION: 2'-O-methyl
<220> FEATURE:
<221> NAME/KEY: misc_feature
<222> LOCATION: (4)..(4)
<223> OTHER INFORMATION: ribo
<220> FEATURE:
<221> NAME/KEY: misc_feature
<222> LOCATION: (5)..(5)
<223> OTHER INFORMATION: 2'-O-methyl
<220> FEATURE:
<221> NAME/KEY: misc_feature
<222> LOCATION: (6)..(6)
<223> OTHER INFORMATION: ribo
<220> FEATURE:
<221> NAME/KEY: misc_feature
<222> LOCATION: (7)..(7)
<223> OTHER INFORMATION: 2'-O-methyl
<220> FEATURE:
<221> NAME/KEY: misc_feature
<222> LOCATION: (8)..(8)
<223> OTHER INFORMATION: ribo

```

-continued

<220> FEATURE:
<221> NAME/KEY: misc_feature
<222> LOCATION: (9)..(9)
<223> OTHER INFORMATION: 2'-O-methyl
<220> FEATURE:
<221> NAME/KEY: misc_feature
<222> LOCATION: (10)..(10)
<223> OTHER INFORMATION: ribo
<220> FEATURE:
<221> NAME/KEY: misc_feature
<222> LOCATION: (11)..(11)
<223> OTHER INFORMATION: 2'-O-methyl
<220> FEATURE:
<221> NAME/KEY: misc_feature
<222> LOCATION: (12)..(12)
<223> OTHER INFORMATION: ribo
<220> FEATURE:
<221> NAME/KEY: misc_feature
<222> LOCATION: (13)..(13)
<223> OTHER INFORMATION: 2'-O-methyl
<220> FEATURE:
<221> NAME/KEY: misc_feature
<222> LOCATION: (14)..(14)
<223> OTHER INFORMATION: ribo
<220> FEATURE:
<221> NAME/KEY: misc_feature
<222> LOCATION: (15)..(15)
<223> OTHER INFORMATION: 2'-O-methyl
<220> FEATURE:
<221> NAME/KEY: misc_feature
<222> LOCATION: (16)..(16)
<223> OTHER INFORMATION: ribo
<220> FEATURE:
<221> NAME/KEY: misc_feature
<222> LOCATION: (17)..(17)
<223> OTHER INFORMATION: 2'-O-methyl
<220> FEATURE:
<221> NAME/KEY: misc_feature
<222> LOCATION: (18)..(18)
<223> OTHER INFORMATION: ribo
<220> FEATURE:
<221> NAME/KEY: misc_feature
<222> LOCATION: (19)..(19)
<223> OTHER INFORMATION: 2'-O-methyl

<400> SEQUENCE: 136

uuugucucug guccuuacuu

20

<210> SEQ ID NO 137
<211> LENGTH: 20
<212> TYPE: RNA
<213> ORGANISM: Artificial
<220> FEATURE:
<223> OTHER INFORMATION: Synthetic Construct
<220> FEATURE:
<221> NAME/KEY: misc_feature
<222> LOCATION: (2)..(2)
<223> OTHER INFORMATION: 2'-deoxy-2'-fluoro with phosphodiester linkage
<220> FEATURE:
<221> NAME/KEY: misc_feature
<222> LOCATION: (4)..(4)
<223> OTHER INFORMATION: 2'-deoxy-2'-fluoro with phosphodiester linkage
<220> FEATURE:
<221> NAME/KEY: misc_feature
<222> LOCATION: (6)..(6)
<223> OTHER INFORMATION: 2'-deoxy-2'-fluoro with phosphodiester linkage
<220> FEATURE:
<221> NAME/KEY: misc_feature
<222> LOCATION: (8)..(8)
<223> OTHER INFORMATION: 2'-deoxy-2'-fluoro with phosphodiester linkage
<220> FEATURE:
<221> NAME/KEY: misc_feature
<222> LOCATION: (10)..(10)
<223> OTHER INFORMATION: 2'-deoxy-2'-fluoro with phosphodiester linkage
<220> FEATURE:
<221> NAME/KEY: misc_feature
<222> LOCATION: (12)..(12)

-continued

<223> OTHER INFORMATION: 2'-deoxy-2'-fluoro with phosphodiester linkage
<220> FEATURE:
<221> NAME/KEY: misc_feature
<222> LOCATION: (14)..(14)
<223> OTHER INFORMATION: 2'-deoxy-2'-fluoro with phosphodiester linkage
<220> FEATURE:
<221> NAME/KEY: misc_feature
<222> LOCATION: (16)..(16)
<223> OTHER INFORMATION: 2'-deoxy-2'-fluoro with phosphodiester linkage
<220> FEATURE:
<221> NAME/KEY: misc_feature
<222> LOCATION: (18)..(18)
<223> OTHER INFORMATION: 2'-deoxy-2'-fluoro with phosphodiester linkage
<220> FEATURE:
<221> NAME/KEY: misc_feature
<222> LOCATION: (20)..(20)
<223> OTHER INFORMATION: 2'-deoxy-2'-fluoro

<400> SEQUENCE: 137

uuugucucug guccuuacuu

20

<210> SEQ ID NO 138
<211> LENGTH: 20
<212> TYPE: RNA
<213> ORGANISM: Artificial
<220> FEATURE:
<223> OTHER INFORMATION: Synthetic Construct
<220> FEATURE:
<221> NAME/KEY: misc_feature
<222> LOCATION: (2)..(2)
<223> OTHER INFORMATION: 2'-deoxy-2'-fluoro with phosphodiester linkage
<220> FEATURE:
<221> NAME/KEY: misc_feature
<222> LOCATION: (4)..(4)
<223> OTHER INFORMATION: 2'-deoxy-2'-fluoro with phosphodiester linkage
<220> FEATURE:
<221> NAME/KEY: misc_feature
<222> LOCATION: (6)..(6)
<223> OTHER INFORMATION: 2'-deoxy-2'-fluoro with phosphodiester linkage
<220> FEATURE:
<221> NAME/KEY: misc_feature
<222> LOCATION: (8)..(8)
<223> OTHER INFORMATION: 2'-deoxy-2'-fluoro with phosphodiester linkage
<220> FEATURE:
<221> NAME/KEY: misc_feature
<222> LOCATION: (10)..(10)
<223> OTHER INFORMATION: 2'-deoxy-2'-fluoro with phosphodiester linkage
<220> FEATURE:
<221> NAME/KEY: misc_feature
<222> LOCATION: (12)..(12)
<223> OTHER INFORMATION: 2'-deoxy-2'-fluoro with phosphodiester linkage
<220> FEATURE:
<221> NAME/KEY: misc_feature
<222> LOCATION: (14)..(14)
<223> OTHER INFORMATION: 2'-deoxy-2'-fluoro with phosphodiester linkage
<220> FEATURE:
<221> NAME/KEY: misc_feature
<222> LOCATION: (16)..(16)
<223> OTHER INFORMATION: 2'-deoxy-2'-fluoro with phosphodiester linkage
<220> FEATURE:
<221> NAME/KEY: misc_feature
<222> LOCATION: (18)..(18)
<223> OTHER INFORMATION: 2'-deoxy-2'-fluoro with phosphodiester linkage
<220> FEATURE:
<221> NAME/KEY: misc_feature
<222> LOCATION: (20)..(20)
<223> OTHER INFORMATION: 2'-deoxy-2'-fluoro

<400> SEQUENCE: 138

uuugucucug guccuuacuu

20

<210> SEQ ID NO 139
<211> LENGTH: 20
<212> TYPE: RNA
<213> ORGANISM: Artificial

-continued

```
<220> FEATURE:
<223> OTHER INFORMATION: Synthetic Construct
<220> FEATURE:
<221> NAME/KEY: misc_feature
<222> LOCATION: (2)..(2)
<223> OTHER INFORMATION: 2'-deoxy-2'-fluoro with phosphodiester linkage
<220> FEATURE:
<221> NAME/KEY: misc_feature
<222> LOCATION: (4)..(4)
<223> OTHER INFORMATION: 2'-deoxy-2'-fluoro with phosphodiester linkage
<220> FEATURE:
<221> NAME/KEY: misc_feature
<222> LOCATION: (6)..(6)
<223> OTHER INFORMATION: 2'-deoxy-2'-fluoro with phosphodiester linkage
<220> FEATURE:
<221> NAME/KEY: misc_feature
<222> LOCATION: (8)..(8)
<223> OTHER INFORMATION: 2'-deoxy-2'-fluoro with phosphodiester linkage
<220> FEATURE:
<221> NAME/KEY: misc_feature
<222> LOCATION: (10)..(10)
<223> OTHER INFORMATION: 2'-deoxy-2'-fluoro with phosphodiester linkage
<220> FEATURE:
<221> NAME/KEY: misc_feature
<222> LOCATION: (12)..(12)
<223> OTHER INFORMATION: 2'-deoxy-2'-fluoro with phosphodiester linkage
<220> FEATURE:
<221> NAME/KEY: misc_feature
<222> LOCATION: (14)..(14)
<223> OTHER INFORMATION: 2'-deoxy-2'-fluoro with phosphodiester linkage
<220> FEATURE:
<221> NAME/KEY: misc_feature
<222> LOCATION: (16)..(16)
<223> OTHER INFORMATION: 2'-deoxy-2'-fluoro with phosphodiester linkage
<220> FEATURE:
<221> NAME/KEY: misc_feature
<222> LOCATION: (18)..(18)
<223> OTHER INFORMATION: 2'-deoxy-2'-fluoro with phosphodiester linkage
<220> FEATURE:
<221> NAME/KEY: misc_feature
<222> LOCATION: (20)..(20)
<223> OTHER INFORMATION: 2'-deoxy-2'-fluoro with phosphodiester linkage
```

```
<400> SEQUENCE: 139
```

```
aaacagagac caggaaugaa
```

20

```
<210> SEQ ID NO 140
<211> LENGTH: 20
<212> TYPE: RNA
<213> ORGANISM: Artificial
<220> FEATURE:
<223> OTHER INFORMATION: Synthetic Construct
<220> FEATURE:
<221> NAME/KEY: misc_feature
<222> LOCATION: (1)..(1)
<223> OTHER INFORMATION: 2'-deoxy-2'-fluoro
<220> FEATURE:
<221> NAME/KEY: misc_feature
<222> LOCATION: (3)..(3)
<223> OTHER INFORMATION: 2'-deoxy-2'-fluoro with phosphodiester linkage
<220> FEATURE:
<221> NAME/KEY: misc_feature
<222> LOCATION: (5)..(5)
<223> OTHER INFORMATION: 2'-deoxy-2'-fluoro with phosphodiester linkage
<220> FEATURE:
<221> NAME/KEY: misc_feature
<222> LOCATION: (7)..(7)
<223> OTHER INFORMATION: 2'-deoxy-2'-fluoro with phosphodiester linkage
<220> FEATURE:
<221> NAME/KEY: misc_feature
<222> LOCATION: (9)..(9)
<223> OTHER INFORMATION: 2'-deoxy-2'-fluoro with phosphodiester linkage
<220> FEATURE:
<221> NAME/KEY: misc_feature
<222> LOCATION: (11)..(11)
<223> OTHER INFORMATION: 2'-deoxy-2'-fluoro with phosphodiester linkage
<220> FEATURE:
```

-continued

```
<221> NAME/KEY: misc_feature
<222> LOCATION: (13)..(13)
<223> OTHER INFORMATION: 2'-deoxy-2'-fluoro with phosphodiester linkage
<220> FEATURE:
<221> NAME/KEY: misc_feature
<222> LOCATION: (15)..(15)
<223> OTHER INFORMATION: 2'-deoxy-2'-fluoro with phosphodiester linkage
<220> FEATURE:
<221> NAME/KEY: misc_feature
<222> LOCATION: (17)..(17)
<223> OTHER INFORMATION: 2'-deoxy-2'-fluoro with phosphodiester linkage
<220> FEATURE:
<221> NAME/KEY: misc_feature
<222> LOCATION: (19)..(19)
<223> OTHER INFORMATION: 2'-deoxy-2'-fluoro with phosphodiester linkage
```

```
<400> SEQUENCE: 140
```

```
aaacagagac caggaaugaa
```

20

```
<210> SEQ ID NO 141
<211> LENGTH: 20
<212> TYPE: RNA
<213> ORGANISM: Artificial
<220> FEATURE:
<223> OTHER INFORMATION: Synthetic Construct
<220> FEATURE:
<221> NAME/KEY: misc_feature
<222> LOCATION: (1)..(20)
<223> OTHER INFORMATION: phosphodiester linkage
<220> FEATURE:
<221> NAME/KEY: misc_feature
<222> LOCATION: (1)..(1)
<223> OTHER INFORMATION: 2'-O-methyl
<220> FEATURE:
<221> NAME/KEY: misc_feature
<222> LOCATION: (2)..(2)
<223> OTHER INFORMATION: 2'-deoxy-2'-fluoro
<220> FEATURE:
<221> NAME/KEY: misc_feature
<222> LOCATION: (3)..(3)
<223> OTHER INFORMATION: 2'-O-methyl
<220> FEATURE:
<221> NAME/KEY: misc_feature
<222> LOCATION: (4)..(4)
<223> OTHER INFORMATION: 2'-deoxy-2'-fluoro
<220> FEATURE:
<221> NAME/KEY: misc_feature
<222> LOCATION: (5)..(5)
<223> OTHER INFORMATION: 2'-O-methyl
<220> FEATURE:
<221> NAME/KEY: misc_feature
<222> LOCATION: (6)..(6)
<223> OTHER INFORMATION: 2'-deoxy-2'-fluoro
<220> FEATURE:
<221> NAME/KEY: misc_feature
<222> LOCATION: (7)..(7)
<223> OTHER INFORMATION: 2'-O-methyl
<220> FEATURE:
<221> NAME/KEY: misc_feature
<222> LOCATION: (8)..(8)
<223> OTHER INFORMATION: 2'-deoxy-2'-fluoro
<220> FEATURE:
<221> NAME/KEY: misc_feature
<222> LOCATION: (9)..(9)
<223> OTHER INFORMATION: 2'-O-methyl
<220> FEATURE:
<221> NAME/KEY: misc_feature
<222> LOCATION: (10)..(10)
<223> OTHER INFORMATION: 2'-deoxy-2'-fluoro
<220> FEATURE:
<221> NAME/KEY: misc_feature
<222> LOCATION: (11)..(11)
<223> OTHER INFORMATION: 2'-O-methyl
<220> FEATURE:
<221> NAME/KEY: misc_feature
<222> LOCATION: (12)..(12)
<223> OTHER INFORMATION: 2'-deoxy-2'-fluoro
```

-continued

```

<220> FEATURE:
<221> NAME/KEY: misc_feature
<222> LOCATION: (13)..(13)
<223> OTHER INFORMATION: 2'-O-methyl
<220> FEATURE:
<221> NAME/KEY: misc_feature
<222> LOCATION: (14)..(14)
<223> OTHER INFORMATION: 2'-deoxy-2'-fluoro
<220> FEATURE:
<221> NAME/KEY: misc_feature
<222> LOCATION: (15)..(15)
<223> OTHER INFORMATION: 2'-O-methyl
<220> FEATURE:
<221> NAME/KEY: misc_feature
<222> LOCATION: (16)..(16)
<223> OTHER INFORMATION: 2'-deoxy-2'-fluoro
<220> FEATURE:
<221> NAME/KEY: misc_feature
<222> LOCATION: (17)..(17)
<223> OTHER INFORMATION: 2'-O-methyl
<220> FEATURE:
<221> NAME/KEY: misc_feature
<222> LOCATION: (18)..(18)
<223> OTHER INFORMATION: 2'-deoxy-2'-fluoro
<220> FEATURE:
<221> NAME/KEY: misc_feature
<222> LOCATION: (19)..(19)
<223> OTHER INFORMATION: 2'-O-methyl
<220> FEATURE:
<221> NAME/KEY: misc_feature
<222> LOCATION: (20)..(20)
<223> OTHER INFORMATION: 2'-deoxy-2'-fluoro

```

```

<400> SEQUENCE: 141

```

```

uuugucucug guccuuacuu

```

20

```

<210> SEQ ID NO 142
<211> LENGTH: 20
<212> TYPE: RNA
<213> ORGANISM: Artificial
<220> FEATURE:
<223> OTHER INFORMATION: Synthetic Construct
<220> FEATURE:
<221> NAME/KEY: misc_feature
<222> LOCATION: (1)..(20)
<223> OTHER INFORMATION: phosphodiester linkage
<220> FEATURE:
<221> NAME/KEY: misc_feature
<222> LOCATION: (1)..(1)
<223> OTHER INFORMATION: 2'-deoxy-2'-fluoro
<220> FEATURE:
<221> NAME/KEY: misc_feature
<222> LOCATION: (2)..(2)
<223> OTHER INFORMATION: 2'-O-methyl
<220> FEATURE:
<221> NAME/KEY: misc_feature
<222> LOCATION: (3)..(3)
<223> OTHER INFORMATION: 2'-deoxy-2'-fluoro
<220> FEATURE:
<221> NAME/KEY: misc_feature
<222> LOCATION: (4)..(4)
<223> OTHER INFORMATION: 2'-O-methyl
<220> FEATURE:
<221> NAME/KEY: misc_feature
<222> LOCATION: (5)..(5)
<223> OTHER INFORMATION: 2'-deoxy-2'-fluoro
<220> FEATURE:
<221> NAME/KEY: misc_feature
<222> LOCATION: (6)..(6)
<223> OTHER INFORMATION: 2'-O-methyl
<220> FEATURE:
<221> NAME/KEY: misc_feature
<222> LOCATION: (7)..(7)
<223> OTHER INFORMATION: 2'-deoxy-2'-fluoro
<220> FEATURE:
<221> NAME/KEY: misc_feature
<222> LOCATION: (8)..(8)

```

-continued

<223> OTHER INFORMATION: 2'-O-methyl
<220> FEATURE:
<221> NAME/KEY: misc_feature
<222> LOCATION: (9)..(9)
<223> OTHER INFORMATION: 2'-deoxy-2'-fluoro
<220> FEATURE:
<221> NAME/KEY: misc_feature
<222> LOCATION: (10)..(10)
<223> OTHER INFORMATION: 2'-O-methyl
<220> FEATURE:
<221> NAME/KEY: misc_feature
<222> LOCATION: (11)..(11)
<223> OTHER INFORMATION: 2'-deoxy-2'-fluoro
<220> FEATURE:
<221> NAME/KEY: misc_feature
<222> LOCATION: (12)..(12)
<223> OTHER INFORMATION: 2'-O-methyl
<220> FEATURE:
<221> NAME/KEY: misc_feature
<222> LOCATION: (13)..(13)
<223> OTHER INFORMATION: 2'-deoxy-2'-fluoro
<220> FEATURE:
<221> NAME/KEY: misc_feature
<222> LOCATION: (14)..(14)
<223> OTHER INFORMATION: 2'-O-methyl
<220> FEATURE:
<221> NAME/KEY: misc_feature
<222> LOCATION: (15)..(15)
<223> OTHER INFORMATION: 2'-deoxy-2'-fluoro
<220> FEATURE:
<221> NAME/KEY: misc_feature
<222> LOCATION: (16)..(16)
<223> OTHER INFORMATION: 2'-O-methyl
<220> FEATURE:
<221> NAME/KEY: misc_feature
<222> LOCATION: (17)..(17)
<223> OTHER INFORMATION: 2'-deoxy-2'-fluoro
<220> FEATURE:
<221> NAME/KEY: misc_feature
<222> LOCATION: (18)..(18)
<223> OTHER INFORMATION: 2'-O-methyl
<220> FEATURE:
<221> NAME/KEY: misc_feature
<222> LOCATION: (19)..(19)
<223> OTHER INFORMATION: 2'-deoxy-2'-fluoro
<220> FEATURE:
<221> NAME/KEY: misc_feature
<222> LOCATION: (20)..(20)
<223> OTHER INFORMATION: 2'-O-methyl

<400> SEQUENCE: 142

uuugucucug guccuuacuu

20

<210> SEQ ID NO 143
<211> LENGTH: 20
<212> TYPE: RNA
<213> ORGANISM: Artificial
<220> FEATURE:
<223> OTHER INFORMATION: Synthetic Construct
<220> FEATURE:
<221> NAME/KEY: misc_feature
<222> LOCATION: (1)..(20)
<223> OTHER INFORMATION: phosphodiester linkage
<220> FEATURE:
<221> NAME/KEY: misc_feature
<222> LOCATION: (1)..(1)
<223> OTHER INFORMATION: 2'-O-methyl
<220> FEATURE:
<221> NAME/KEY: misc_feature
<222> LOCATION: (2)..(2)
<223> OTHER INFORMATION: 2'-deoxy-2'-fluoro
<220> FEATURE:
<221> NAME/KEY: misc_feature
<222> LOCATION: (3)..(3)
<223> OTHER INFORMATION: 2'-O-methyl
<220> FEATURE:
<221> NAME/KEY: misc_feature

-continued

```
<222> LOCATION: (4)..(4)
<223> OTHER INFORMATION: 2'-deoxy-2'-fluoro
<220> FEATURE:
<221> NAME/KEY: misc_feature
<222> LOCATION: (5)..(5)
<223> OTHER INFORMATION: 2'-O-methyl
<220> FEATURE:
<221> NAME/KEY: misc_feature
<222> LOCATION: (6)..(6)
<223> OTHER INFORMATION: 2'-deoxy-2'-fluoro
<220> FEATURE:
<221> NAME/KEY: misc_feature
<222> LOCATION: (7)..(7)
<223> OTHER INFORMATION: 2'-O-methyl
<220> FEATURE:
<221> NAME/KEY: misc_feature
<222> LOCATION: (8)..(8)
<223> OTHER INFORMATION: 2'-deoxy-2'-fluoro
<220> FEATURE:
<221> NAME/KEY: misc_feature
<222> LOCATION: (9)..(9)
<223> OTHER INFORMATION: 2'-O-methyl
<220> FEATURE:
<221> NAME/KEY: misc_feature
<222> LOCATION: (10)..(10)
<223> OTHER INFORMATION: 2'-deoxy-2'-fluoro
<220> FEATURE:
<221> NAME/KEY: misc_feature
<222> LOCATION: (11)..(11)
<223> OTHER INFORMATION: 2'-O-methyl
<220> FEATURE:
<221> NAME/KEY: misc_feature
<222> LOCATION: (12)..(12)
<223> OTHER INFORMATION: 2'-deoxy-2'-fluoro
<220> FEATURE:
<221> NAME/KEY: misc_feature
<222> LOCATION: (13)..(13)
<223> OTHER INFORMATION: 2'-O-methyl
<220> FEATURE:
<221> NAME/KEY: misc_feature
<222> LOCATION: (14)..(14)
<223> OTHER INFORMATION: 2'-deoxy-2'-fluoro
<220> FEATURE:
<221> NAME/KEY: misc_feature
<222> LOCATION: (15)..(15)
<223> OTHER INFORMATION: 2'-O-methyl
<220> FEATURE:
<221> NAME/KEY: misc_feature
<222> LOCATION: (16)..(16)
<223> OTHER INFORMATION: 2'-deoxy-2'-fluoro
<220> FEATURE:
<221> NAME/KEY: misc_feature
<222> LOCATION: (17)..(17)
<223> OTHER INFORMATION: 2'-O-methyl
<220> FEATURE:
<221> NAME/KEY: misc_feature
<222> LOCATION: (18)..(18)
<223> OTHER INFORMATION: 2'-deoxy-2'-fluoro
<220> FEATURE:
<221> NAME/KEY: misc_feature
<222> LOCATION: (19)..(19)
<223> OTHER INFORMATION: 2'-O-methyl
<220> FEATURE:
<221> NAME/KEY: misc_feature
<222> LOCATION: (20)..(20)
<223> OTHER INFORMATION: 2'-deoxy-2'-fluoro
```

```
<400> SEQUENCE: 143
```

```
aaguaaggac cagagacaaa
```

20

```
<210> SEQ ID NO 144
<211> LENGTH: 20
<212> TYPE: RNA
<213> ORGANISM: Artificial
<220> FEATURE:
<223> OTHER INFORMATION: Synthetic Construct
<220> FEATURE:
```

-continued

<221> NAME/KEY: misc_feature
<222> LOCATION: (1)..(20)
<223> OTHER INFORMATION: phosphodiester linkage
<220> FEATURE:
<221> NAME/KEY: misc_feature
<222> LOCATION: (1)..(1)
<223> OTHER INFORMATION: 2'-deoxy-2'-fluoro
<220> FEATURE:
<221> NAME/KEY: misc_feature
<222> LOCATION: (2)..(2)
<223> OTHER INFORMATION: 2'-O-methyl
<220> FEATURE:
<221> NAME/KEY: misc_feature
<222> LOCATION: (3)..(3)
<223> OTHER INFORMATION: 2'-deoxy-2'-fluoro
<220> FEATURE:
<221> NAME/KEY: misc_feature
<222> LOCATION: (4)..(4)
<223> OTHER INFORMATION: 2'-O-methyl
<220> FEATURE:
<221> NAME/KEY: misc_feature
<222> LOCATION: (5)..(5)
<223> OTHER INFORMATION: 2'-deoxy-2'-fluoro
<220> FEATURE:
<221> NAME/KEY: misc_feature
<222> LOCATION: (6)..(6)
<223> OTHER INFORMATION: 2'-O-methyl
<220> FEATURE:
<221> NAME/KEY: misc_feature
<222> LOCATION: (7)..(7)
<223> OTHER INFORMATION: 2'-deoxy-2'-fluoro
<220> FEATURE:
<221> NAME/KEY: misc_feature
<222> LOCATION: (8)..(8)
<223> OTHER INFORMATION: 2'-O-methyl
<220> FEATURE:
<221> NAME/KEY: misc_feature
<222> LOCATION: (9)..(9)
<223> OTHER INFORMATION: 2'-deoxy-2'-fluoro
<220> FEATURE:
<221> NAME/KEY: misc_feature
<222> LOCATION: (10)..(10)
<223> OTHER INFORMATION: 2'-O-methyl
<220> FEATURE:
<221> NAME/KEY: misc_feature
<222> LOCATION: (11)..(11)
<223> OTHER INFORMATION: 2'-deoxy-2'-fluoro
<220> FEATURE:
<221> NAME/KEY: misc_feature
<222> LOCATION: (12)..(12)
<223> OTHER INFORMATION: 2'-O-methyl
<220> FEATURE:
<221> NAME/KEY: misc_feature
<222> LOCATION: (13)..(13)
<223> OTHER INFORMATION: 2'-deoxy-2'-fluoro
<220> FEATURE:
<221> NAME/KEY: misc_feature
<222> LOCATION: (14)..(14)
<223> OTHER INFORMATION: 2'-O-methyl
<220> FEATURE:
<221> NAME/KEY: misc_feature
<222> LOCATION: (15)..(15)
<223> OTHER INFORMATION: 2'-deoxy-2'-fluoro
<220> FEATURE:
<221> NAME/KEY: misc_feature
<222> LOCATION: (16)..(16)
<223> OTHER INFORMATION: 2'-O-methyl
<220> FEATURE:
<221> NAME/KEY: misc_feature
<222> LOCATION: (17)..(17)
<223> OTHER INFORMATION: 2'-deoxy-2'-fluoro
<220> FEATURE:
<221> NAME/KEY: misc_feature
<222> LOCATION: (18)..(18)
<223> OTHER INFORMATION: 2'-O-methyl
<220> FEATURE:
<221> NAME/KEY: misc_feature
<222> LOCATION: (19)..(19)
<223> OTHER INFORMATION: 2'-deoxy-2'-fluoro

-continued

<220> FEATURE:
<221> NAME/KEY: misc_feature
<222> LOCATION: (20)..(20)
<223> OTHER INFORMATION: 2'-O-methyl

<400> SEQUENCE: 144

uuugucucug guccuuacuu

20

<210> SEQ ID NO 145
<211> LENGTH: 20
<212> TYPE: RNA
<213> ORGANISM: Artificial
<220> FEATURE:
<223> OTHER INFORMATION: Synthetic Construct
<220> FEATURE:
<221> NAME/KEY: misc_feature
<222> LOCATION: (1)..(20)
<223> OTHER INFORMATION: phosphodiester linkage
<220> FEATURE:
<221> NAME/KEY: misc_feature
<222> LOCATION: (1)..(1)
<223> OTHER INFORMATION: 2'-deoxy-2'-fluoro
<220> FEATURE:
<221> NAME/KEY: misc_feature
<222> LOCATION: (2)..(2)
<223> OTHER INFORMATION: 2'-O-methyl
<220> FEATURE:
<221> NAME/KEY: misc_feature
<222> LOCATION: (3)..(3)
<223> OTHER INFORMATION: 2'-deoxy-2'-fluoro
<220> FEATURE:
<221> NAME/KEY: misc_feature
<222> LOCATION: (4)..(4)
<223> OTHER INFORMATION: 2'-O-methyl
<220> FEATURE:
<221> NAME/KEY: misc_feature
<222> LOCATION: (5)..(5)
<223> OTHER INFORMATION: 2'-deoxy-2'-fluoro
<220> FEATURE:
<221> NAME/KEY: misc_feature
<222> LOCATION: (6)..(6)
<223> OTHER INFORMATION: 2'-O-methyl
<220> FEATURE:
<221> NAME/KEY: misc_feature
<222> LOCATION: (7)..(7)
<223> OTHER INFORMATION: 2'-deoxy-2'-fluoro
<220> FEATURE:
<221> NAME/KEY: misc_feature
<222> LOCATION: (8)..(8)
<223> OTHER INFORMATION: 2'-O-methyl
<220> FEATURE:
<221> NAME/KEY: misc_feature
<222> LOCATION: (9)..(9)
<223> OTHER INFORMATION: 2'-deoxy-2'-fluoro
<220> FEATURE:
<221> NAME/KEY: misc_feature
<222> LOCATION: (10)..(10)
<223> OTHER INFORMATION: 2'-O-methyl
<220> FEATURE:
<221> NAME/KEY: misc_feature
<222> LOCATION: (11)..(11)
<223> OTHER INFORMATION: 2'-deoxy-2'-fluoro
<220> FEATURE:
<221> NAME/KEY: misc_feature
<222> LOCATION: (12)..(12)
<223> OTHER INFORMATION: 2'-O-methyl
<220> FEATURE:
<221> NAME/KEY: misc_feature
<222> LOCATION: (13)..(13)
<223> OTHER INFORMATION: 2'-deoxy-2'-fluoro
<220> FEATURE:
<221> NAME/KEY: misc_feature
<222> LOCATION: (14)..(14)
<223> OTHER INFORMATION: 2'-O-methyl
<220> FEATURE:
<221> NAME/KEY: misc_feature
<222> LOCATION: (15)..(15)

-continued

<223> OTHER INFORMATION: 2'-deoxy-2'-fluoro
<220> FEATURE:
<221> NAME/KEY: misc_feature
<222> LOCATION: (16)..(16)
<223> OTHER INFORMATION: 2'-O-methyl
<220> FEATURE:
<221> NAME/KEY: misc_feature
<222> LOCATION: (17)..(17)
<223> OTHER INFORMATION: 2'-deoxy-2'-fluoro
<220> FEATURE:
<221> NAME/KEY: misc_feature
<222> LOCATION: (18)..(18)
<223> OTHER INFORMATION: 2'-O-methyl
<220> FEATURE:
<221> NAME/KEY: misc_feature
<222> LOCATION: (19)..(19)
<223> OTHER INFORMATION: 2'-deoxy-2'-fluoro
<220> FEATURE:
<221> NAME/KEY: misc_feature
<222> LOCATION: (20)..(20)
<223> OTHER INFORMATION: 2'-O-methyl

<400> SEQUENCE: 145

aaguaaggac cagagacaaa

20

<210> SEQ ID NO 146
<211> LENGTH: 19
<212> TYPE: RNA
<213> ORGANISM: Artificial
<220> FEATURE:
<223> OTHER INFORMATION: Synthetic Construct
<220> FEATURE:
<221> NAME/KEY: misc_feature
<222> LOCATION: (1)..(20)
<223> OTHER INFORMATION: phosphodiester linkage
<220> FEATURE:
<221> NAME/KEY: misc_feature
<222> LOCATION: (1)..(1)
<223> OTHER INFORMATION: 2'-deoxy-2'-fluoro
<220> FEATURE:
<221> NAME/KEY: misc_feature
<222> LOCATION: (2)..(2)
<223> OTHER INFORMATION: 2'-O-methyl
<220> FEATURE:
<221> NAME/KEY: misc_feature
<222> LOCATION: (3)..(3)
<223> OTHER INFORMATION: 2'-deoxy-2'-fluoro
<220> FEATURE:
<221> NAME/KEY: misc_feature
<222> LOCATION: (4)..(4)
<223> OTHER INFORMATION: 2'-O-methyl
<220> FEATURE:
<221> NAME/KEY: misc_feature
<222> LOCATION: (5)..(5)
<223> OTHER INFORMATION: 2'-deoxy-2'-fluoro
<220> FEATURE:
<221> NAME/KEY: misc_feature
<222> LOCATION: (6)..(6)
<223> OTHER INFORMATION: 2'-O-methyl
<220> FEATURE:
<221> NAME/KEY: misc_feature
<222> LOCATION: (7)..(7)
<223> OTHER INFORMATION: 2'-deoxy-2'-fluoro
<220> FEATURE:
<221> NAME/KEY: misc_feature
<222> LOCATION: (8)..(8)
<223> OTHER INFORMATION: 2'-O-methyl
<220> FEATURE:
<221> NAME/KEY: misc_feature
<222> LOCATION: (9)..(9)
<223> OTHER INFORMATION: 2'-deoxy-2'-fluoro
<220> FEATURE:
<221> NAME/KEY: misc_feature
<222> LOCATION: (10)..(10)
<223> OTHER INFORMATION: 2'-O-methyl
<220> FEATURE:
<221> NAME/KEY: misc_feature

-continued

```
<222> LOCATION: (11)..(11)
<223> OTHER INFORMATION: 2'-deoxy-2'-fluoro
<220> FEATURE:
<221> NAME/KEY: misc_feature
<222> LOCATION: (12)..(12)
<223> OTHER INFORMATION: 2'-O-methyl
<220> FEATURE:
<221> NAME/KEY: misc_feature
<222> LOCATION: (13)..(13)
<223> OTHER INFORMATION: 2'-deoxy-2'-fluoro
<220> FEATURE:
<221> NAME/KEY: misc_feature
<222> LOCATION: (14)..(14)
<223> OTHER INFORMATION: 2'-O-methyl
<220> FEATURE:
<221> NAME/KEY: misc_feature
<222> LOCATION: (15)..(15)
<223> OTHER INFORMATION: 2'-deoxy-2'-fluoro
<220> FEATURE:
<221> NAME/KEY: misc_feature
<222> LOCATION: (16)..(16)
<223> OTHER INFORMATION: 2'-O-methyl
<220> FEATURE:
<221> NAME/KEY: misc_feature
<222> LOCATION: (17)..(17)
<223> OTHER INFORMATION: 2'-deoxy-2'-fluoro
<220> FEATURE:
<221> NAME/KEY: misc_feature
<222> LOCATION: (18)..(18)
<223> OTHER INFORMATION: 2'-O-methyl
<220> FEATURE:
<221> NAME/KEY: misc_feature
<222> LOCATION: (19)..(19)
<223> OTHER INFORMATION: 2'-deoxy-2'-fluoro
<220> FEATURE:
<221> NAME/KEY: misc_feature
<222> LOCATION: (20)..(20)
<223> OTHER INFORMATION: 2'-O-methyl
```

```
<400> SEQUENCE: 146
```

```
aaguaaggac cagagacaa
```

19

```
<210> SEQ ID NO 147
<211> LENGTH: 20
<212> TYPE: RNA
<213> ORGANISM: Artificial
<220> FEATURE:
<223> OTHER INFORMATION: Synthetic Construct
<220> FEATURE:
<221> NAME/KEY: misc_feature
<222> LOCATION: (1)..(20)
<223> OTHER INFORMATION: phosphorothioate linkage
<220> FEATURE:
<221> NAME/KEY: misc_feature
<222> LOCATION: (1)..(1)
<223> OTHER INFORMATION: 2'-O-methyl
<220> FEATURE:
<221> NAME/KEY: misc_feature
<222> LOCATION: (2)..(2)
<223> OTHER INFORMATION: 2'-deoxy-2'-fluoro
<220> FEATURE:
<221> NAME/KEY: misc_feature
<222> LOCATION: (3)..(3)
<223> OTHER INFORMATION: 2'-O-methyl
<220> FEATURE:
<221> NAME/KEY: misc_feature
<222> LOCATION: (4)..(4)
<223> OTHER INFORMATION: 2'-deoxy-2'-fluoro
<220> FEATURE:
<221> NAME/KEY: misc_feature
<222> LOCATION: (5)..(5)
<223> OTHER INFORMATION: 2'-O-methyl
<220> FEATURE:
<221> NAME/KEY: misc_feature
<222> LOCATION: (6)..(6)
<223> OTHER INFORMATION: 2'-deoxy-2'-fluoro
<220> FEATURE:
```

-continued

```
<221> NAME/KEY: misc_feature
<222> LOCATION: (7)..(7)
<223> OTHER INFORMATION: 2'-O-methyl
<220> FEATURE:
<221> NAME/KEY: misc_feature
<222> LOCATION: (8)..(8)
<223> OTHER INFORMATION: 2'-deoxy-2'-fluoro
<220> FEATURE:
<221> NAME/KEY: misc_feature
<222> LOCATION: (9)..(9)
<223> OTHER INFORMATION: 2'-O-methyl
<220> FEATURE:
<221> NAME/KEY: misc_feature
<222> LOCATION: (10)..(10)
<223> OTHER INFORMATION: 2'-deoxy-2'-fluoro
<220> FEATURE:
<221> NAME/KEY: misc_feature
<222> LOCATION: (11)..(11)
<223> OTHER INFORMATION: 2'-O-methyl
<220> FEATURE:
<221> NAME/KEY: misc_feature
<222> LOCATION: (12)..(12)
<223> OTHER INFORMATION: 2'-deoxy-2'-fluoro
<220> FEATURE:
<221> NAME/KEY: misc_feature
<222> LOCATION: (13)..(13)
<223> OTHER INFORMATION: 2'-O-methyl
<220> FEATURE:
<221> NAME/KEY: misc_feature
<222> LOCATION: (14)..(14)
<223> OTHER INFORMATION: 2'-deoxy-2'-fluoro
<220> FEATURE:
<221> NAME/KEY: misc_feature
<222> LOCATION: (15)..(15)
<223> OTHER INFORMATION: 2'-O-methyl
<220> FEATURE:
<221> NAME/KEY: misc_feature
<222> LOCATION: (16)..(16)
<223> OTHER INFORMATION: 2'-deoxy-2'-fluoro
<220> FEATURE:
<221> NAME/KEY: misc_feature
<222> LOCATION: (17)..(17)
<223> OTHER INFORMATION: 2'-O-methyl
<220> FEATURE:
<221> NAME/KEY: misc_feature
<222> LOCATION: (18)..(18)
<223> OTHER INFORMATION: 2'-deoxy-2'-fluoro
<220> FEATURE:
<221> NAME/KEY: misc_feature
<222> LOCATION: (19)..(19)
<223> OTHER INFORMATION: 2'-O-methyl
<220> FEATURE:
<221> NAME/KEY: misc_feature
<222> LOCATION: (20)..(20)
<223> OTHER INFORMATION: 2'-deoxy-2'-fluoro
```

```
<400> SEQUENCE: 147
```

```
uuugucucug guccuuacuu
```

20

```
<210> SEQ ID NO 148
<211> LENGTH: 20
<212> TYPE: RNA
<213> ORGANISM: Artificial
<220> FEATURE:
<223> OTHER INFORMATION: Synthetic Construct
<220> FEATURE:
<221> NAME/KEY: misc_feature
<222> LOCATION: (1)..(1)
<223> OTHER INFORMATION: 2'-deoxy-2'-fluoro with phosphodiester linkage
<220> FEATURE:
<221> NAME/KEY: misc_feature
<222> LOCATION: (3)..(3)
<223> OTHER INFORMATION: 2'-deoxy-2'-fluoro with phosphodiester linkage
<220> FEATURE:
<221> NAME/KEY: misc_feature
<222> LOCATION: (5)..(5)
<223> OTHER INFORMATION: 2'-deoxy-2'-fluoro with phosphodiester linkage
```

-continued

```
<220> FEATURE:
<221> NAME/KEY: misc_feature
<222> LOCATION: (7)..(7)
<223> OTHER INFORMATION: 2'-deoxy-2'-fluoro with phosphodiester linkage
<220> FEATURE:
<221> NAME/KEY: misc_feature
<222> LOCATION: (9)..(9)
<223> OTHER INFORMATION: 2'-deoxy-2'-fluoro with phosphodiester linkage
<220> FEATURE:
<221> NAME/KEY: misc_feature
<222> LOCATION: (11)..(11)
<223> OTHER INFORMATION: 2'-deoxy-2'-fluoro with phosphodiester linkage
<220> FEATURE:
<221> NAME/KEY: misc_feature
<222> LOCATION: (13)..(13)
<223> OTHER INFORMATION: 2'-deoxy-2'-fluoro with phosphodiester linkage
<220> FEATURE:
<221> NAME/KEY: misc_feature
<222> LOCATION: (15)..(15)
<223> OTHER INFORMATION: 2'-deoxy-2'-fluoro with phosphodiester linkage
<220> FEATURE:
<221> NAME/KEY: misc_feature
<222> LOCATION: (17)..(17)
<223> OTHER INFORMATION: 2'-deoxy-2'-fluoro with phosphodiester linkage
<220> FEATURE:
<221> NAME/KEY: misc_feature
<222> LOCATION: (19)..(19)
<223> OTHER INFORMATION: 2'-deoxy-2'-fluoro with phosphodiester linkage
```

```
<400> SEQUENCE: 148
```

```
uuugucucug guccuuacuu
```

20

```
<210> SEQ ID NO 149
<211> LENGTH: 20
<212> TYPE: RNA
<213> ORGANISM: Artificial
<220> FEATURE:
<223> OTHER INFORMATION: Synthetic Construct
<220> FEATURE:
<221> NAME/KEY: misc_feature
<222> LOCATION: (1)..(20)
<223> OTHER INFORMATION: ribo with phosphorothioate linkage
```

```
<400> SEQUENCE: 149
```

```
uuugaaaauug uugaucuccu
```

20

```
<210> SEQ ID NO 150
<211> LENGTH: 20
<212> TYPE: DNA
<213> ORGANISM: Artificial
<220> FEATURE:
<223> OTHER INFORMATION: Oligonucleotide
<220> FEATURE:
<221> NAME/KEY: misc_feature
<222> LOCATION: (1)..(3)
<223> OTHER INFORMATION: 2'-O-methoxyethyl
<220> FEATURE:
<221> NAME/KEY: misc_feature
<222> LOCATION: (13)..(20)
<223> OTHER INFORMATION: 2'-O-methoxyethyl
```

```
<400> SEQUENCE: 150
```

```
tccgtcatcg ctctcaggg
```

20

```
<210> SEQ ID NO 151
<211> LENGTH: 20
<212> TYPE: DNA
<213> ORGANISM: Artificial
<220> FEATURE:
<223> OTHER INFORMATION: Oligonucleotide
<220> FEATURE:
<221> NAME/KEY: misc_feature
<222> LOCATION: (1)..(5)
```

-continued

```

<223> OTHER INFORMATION: 2'-O-methoxyethyl
<220> FEATURE:
<221> NAME/KEY: misc_feature
<222> LOCATION: (16)..(20)
<223> OTHER INFORMATION: 2'-O-methoxyethyl

<400> SEQUENCE: 151

gtgcgcgcgga gcccgaatc 20

<210> SEQ ID NO 152
<211> LENGTH: 20
<212> TYPE: DNA
<213> ORGANISM: Artificial
<220> FEATURE:
<223> OTHER INFORMATION: Oligonucleotide
<220> FEATURE:
<221> NAME/KEY: misc_feature
<222> LOCATION: (1)..(5)
<223> OTHER INFORMATION: 2'-O-methoxyethyl
<220> FEATURE:
<221> NAME/KEY: misc_feature
<222> LOCATION: (16)..(20)
<223> OTHER INFORMATION: 2'-O-methoxyethyl

<400> SEQUENCE: 152

atgcattctg cccccaagga 20

<210> SEQ ID NO 153
<211> LENGTH: 14796
<212> TYPE: DNA
<213> ORGANISM: Homo sapiens
<300> PUBLICATION INFORMATION:
<308> DATABASE ACCESSION NUMBER: U75285
<309> DATABASE ENTRY DATE: 2004-09-02
<313> RELEVANT RESIDUES: (1)..(14796)

<400> SEQUENCE: 153

tctagacatg cgatatatt caagctgggc acagcacagc agccccaccc caggcagctt 60
gaaatcagag ctgggggtcca aagggaccac accccgaggg actgtgtggg ggtcggggca 120
cacaggccac tgcttcccc cgtctttctc agccattcct gaagtcagcc tcaactctgct 180
tctcagggat ttcaaatgtg cagagactct ggcacttttg tagaagcccc ttctggtcct 240
aacttacacc tggatgctgt ggggctgcag ctgctgctcg ggctcgggag gatgctgggg 300
gcccgggtgcc catgagcttt tgaagctcct ggaactcggg tttgaggggtg ttcaggtcca 360
ggtggacacc tgggctgtcc ttgtccatgc atttgatgac attgtgtgca gaagtgaaaa 420
ggagttaggc cgggcatgct ggcttatgcc tgtaatccca gcactttggg aggctgaggg 480
gggtggatca cgaggtcagg agttcaatac cagcctggcc aagatggtga aaccccgtct 540
ctactaaaaa tacaaaaaaa ttagccgggc atggtggcgg gcgcatgtaa tcccagctac 600
tgggggggct gaggcagaga attgtggaa cccaggagat ggagggtgca gtgagccaag 660
attgtgccac tgcactgcac tccagcctgg cgacagagca agactctgtc tcaaaaaaaaa 720
aaaaaaaaag tgaaaaggag ttgttccttt cctccctcct gagggcaggc aactgctgctg 780
gttgccagtg gaggtggtgc gtccttggtc tgtgcctggg gggcaccacca gcagaggcca 840
tggtggtgcc agggcccggt tagcgagcca atcagcagga cccaggggcg acctgcca 900
gtcaactgga ttgataact gcagcgaagt taagtttcct gattttgatg attgtgttgt 960
ggttgtgtga gagaatgaag tatttcgggg tagtatggta atgccttcaa cttacaaacg 1020
gttcaggtaa accaccata tacatacata tacatgcatg tgatatatac acatacaggg 1080
atgtgtgtgt gttcacatat atgaggggag agagactagg ggagagaaag taggttgggg 1140

```

-continued

agagggagag	agaaaggaaa	acaggagaca	gagagagagc	ggggagtaga	gagagggaaag	1200
gggtaagaga	gggagaggag	gagagaaagg	gaggaagaag	cagagagtga	atgttaaagg	1260
aaacaggcaa	aacataaaca	gaaaatctgg	gtgaagggta	tatgagtatt	ctttgtacta	1320
ttcttgcaat	tatcttttat	ttaaattgac	atcgggccgg	gcgcagtggc	tcacatctgt	1380
aatcccagca	ctttgggagg	ccgaggcagg	cagatcactt	gaggtcagga	gtttgagacc	1440
agcctggcaa	acatggtgaa	accccatctc	tactaaaaat	acaaaaatta	gcctgggtgtg	1500
gtggtgcatg	cctttaatct	cagctactcg	ggaggctgag	gcaggagaat	cgcttgaacc	1560
cgtggcgggg	aggaggttgc	agtgagctga	gatcatgcca	ctgcactcca	gcctgggcga	1620
tagagcgaga	ctcagtttca	aataaataaa	taaacatcaa	aataaaaagt	tactgtatta	1680
aagaatgggg	gcggggtggg	aggggtgggg	agaggttgca	aaaataaata	aataaataaa	1740
taaaccccaa	aatgaaaaag	acagtggagg	caccaggcct	gcgtggggct	ggagggctaa	1800
taagggcagg	cctcttatct	ctggccatag	aaccagagaa	gtgagtggat	gtgatgccca	1860
gtccagaag	tgactccaga	acaccctgtt	ccaaagcaga	ggacacactg	atTTTTTTTT	1920
taataggctg	caggacttac	tgttgggtgg	acgccctgct	ttgcgaaggg	aaaggaggag	1980
tttgccctga	gcacaggccc	ccaccctcca	ctgggctttc	cccagctccc	ttgtcttctt	2040
atcacggtag	tgcccagtc	cctggcccct	gactccagaa	gggtggccctc	ctggaaaccc	2100
aggtcgtgca	gtcaacgatg	tactcgccgg	gacagcgatg	tctgctgcac	tccatccctc	2160
ccctgttcat	ttgtccctca	tgcccgtctg	gagtagatgc	tttttgcaga	ggtggcaccc	2220
tgtaaagctc	tcctgtctga	cttttttttt	ttttttagac	tgagttttgc	tcttgttgcc	2280
taggctggag	tgcaatggca	caatctcagc	tcactgcacc	ctctgcctcc	cggttcaag	2340
cgattctcct	gcctcagcct	cccagtagt	tgggattaca	ggcatgcacc	accacgcca	2400
gctaattttt	gtatttttag	tagagacaag	gtttcacctg	gatggccagg	ctggctctga	2460
actccaggac	tcaagtgatg	ctcctgccta	ggcctctcaa	agtgttggga	ttacaggcgt	2520
gagccactgc	acccggcctg	cacgcgttct	tgaaagcag	tcgagggggc	gctaggtgtg	2580
ggcagggacg	agctggcgcg	gcgtcgctgg	gtgcaccgcg	accacgggca	gagccacgcg	2640
gcgggaggac	tacaactccc	ggcacacccc	gcgcgcggcg	gcctctaactc	ccagaaggcc	2700
gcgggggggtg	gaccgcctaa	gagggcgctg	gctcccagca	tgcccgcggg	cgcgccatta	2760
accgccagat	ttgaatcgcg	ggaccggtg	gcagaggtgg	cggcgggcggc	atgggtgccc	2820
cgacgttgcc	ccctgcctgg	cagccctttc	tcaaggacca	ccgcactctct	acattcaaga	2880
actggccctt	cttgaggggc	tgccgctgca	ccccggagcg	ggtgagactg	cccggcctcc	2940
tggggctccc	cacgcgcggc	ttgcctgtgc	cctagcgagg	ccactgtgac	tgggcctcgg	3000
gggtacaagc	cgcctctccc	tcccctctct	gtcccagcg	aggccactgt	ggctggggcc	3060
cttgggtcca	ggcggccctc	ccctccctgc	tttgtcccca	tcgaggcctt	tgtggctggg	3120
cctcgggggtt	ccgggctgcc	acgtccactc	acgagctgtg	ctgtcccttg	cagatggccg	3180
aggctggcctt	catccactgc	cccactgaga	acgagccaga	cttgggccag	tgtttcttct	3240
gcttcaagga	gctggaaggc	tgggagccag	atgacgaccc	catgtaagtc	ttctctggcc	3300
agcctcgatg	ggctttgttt	tgaactgagt	tgtcaaaaga	tttgagttgc	aaagacactt	3360
agtatgggag	ggttgctttc	caccctcatt	gcttcttaaa	cagctgttgt	gaacggatac	3420
ctctctatat	gctgggtgct	tgggtgatgct	tacaacctaa	ttaaatctca	tttgacaaa	3480

-continued

atgccttggg	gtggacgtaa	gatgcctgat	gcctttcatg	ttcaacagaa	tacatcagca	3540
gaccctgttg	ttgtgaactc	ccaggaatgt	ccaagtgcct	tttttgagat	tttttaaaaa	3600
acagtttaat	tgaatatata	cctacacagc	acaaaaatta	ccctttgaaa	gtgtgcactt	3660
cacactttcg	gaggctgagg	cgggcggatc	acctgaggtc	aggagttcaa	gacctgcctg	3720
gccaaacttg	cgaaccccg	tctctactaa	aaatacaaaa	attagccggg	catggtagcg	3780
cacgcccgt	atcccagcta	ctcgggaggc	taaggcagga	gaatcgcttg	aacctgggag	3840
gcggagggtg	cagtgagccg	agattgtgcc	aatgcactcc	agcctcggcg	acagagcgag	3900
actccgtcat	aaaaataaaa	aattgaaaaa	aaaaaaagaa	agaaagcata	tacttcagt	3960
ttgttctgga	tttttttctt	caagatgcct	agttaatgac	aatgaaatc	tgtactcgga	4020
tggtatctgt	ctttccacac	tgtaatgcca	tattcttttc	tcaccttttt	ttctgtcgga	4080
ttcagttgct	tccacagctt	taattttttt	cccctggaga	atcacccag	ttgtttttct	4140
ttttggccag	aagagagtag	ctgttttttt	tcttagtatg	tttgctatgg	tggttatact	4200
gcatccccgt	aatcactggg	aaaagatcag	tggtattctt	cttgaaaatg	aataagtgtt	4260
atgatatttt	cagattagag	ttacaactgg	ctgtcttttt	ggactttgtg	tggccatgtt	4320
ttcattgtaa	tgcagttctg	gtaacggtga	tagtcagtta	tacagggaga	ctcccctagc	4380
agaaaatgag	agtgtagact	aggggggtccc	ttggggaacc	cggggcaata	atgcccttct	4440
ctgcccttaa	tccttacagt	gggcccggca	cggtggttta	cgctgtaat	accagcactt	4500
tgggaggccg	aggcggcg	atcacgaggt	caggagatcg	agaccatctt	ggctaatacg	4560
gtgaaacccc	gtctccacta	aaaatacaaa	aaattagccg	ggcgtggtgg	tgggcgctg	4620
tagtcccagc	tactcgggag	gctgaggcag	gagaatggcg	tgaaccagg	aggcggagct	4680
tgcagtgagc	cgagattgca	ccactgcact	ccagcctggg	cgacagaatg	agactccgtc	4740
tcaaaaaaaa	aaaaaaaaa	aaaaaatctt	tacagtggat	tacataacaa	ttccagtgaa	4800
atgaaattac	ttcaaacagt	tccttgagaa	tgttggaagg	atttgacatg	taattccttt	4860
ggacatatac	catgtaacac	ttttccaact	aattgctaag	gaagtccaga	taaaatagat	4920
acattagcca	cacagatgtg	gggggagatg	tccacaggga	gagagaagg	gctaagaggt	4980
gccatatggg	aatgtggctt	gggcaaaagc	ctgatgccat	caacttcaga	cttgacgtct	5040
tactcctgag	gcagagcagg	gtgtgcctgt	ggagggcgtg	gggaggtggc	ccgtggggag	5100
tggaactgcc	ctttaatccc	ttcagctgcc	tttccgctgt	tgttttgatt	ttctagaga	5160
ggaacataaa	aagcattcgt	cgggttgccg	tttctttctt	gtcaagaagc	agtttgaaga	5220
attaaccctt	ggtgaatttt	tgaactgga	cagagaaaag	gccaagaaca	aaattgtatg	5280
tattgggaat	aagaactgct	caaaccctgt	tcaatgtctt	tagcactaaa	ctacctagtc	5340
cctcaaagg	actctgtgtt	ttcctcagga	agcatTTTTT	TTTTTTTct	gagatagagt	5400
ttcactcttg	ttgccaggc	tgagtgcaa	tggtgcaatc	ttggctcact	gcaacctctg	5460
cctctcgggt	tcaagtgtt	ctcctgcctc	agcctcccaa	gtaactggga	ttacagggaa	5520
gtgccaccac	accacgctaa	tttttgtatt	tttagtagag	atgggggttc	accacattgc	5580
ccaggctggt	cttgaactcc	tgacctcgtg	attcgccac	cttggcctcc	caaagtgcgt	5640
ggattacagg	cgtgaaccac	cacgcctggc	TTTTTTTTT	ttgttctgag	acacagtttc	5700
actctgttac	ccaggctgga	gtagggtggc	ctgatctcgg	atcactgcaa	cctccgcctc	5760
ctgggctcaa	gtgatttgcc	tgcttcagcc	tccaagtag	ccgagattac	aggcatgtgc	5820
caccacacc	aggtaatttt	tgtatttttg	gtagagacga	ggtttcacca	tgttgccag	5880

-continued

gctgggtttt	aactcctgac	ctcaggtgat	ccacccgcct	cagcctccca	aagtgcctgag	5940
attataggtg	tgagccacca	cacctggcct	caggaagtat	ttttattttt	aaatttat	6000
atttatttga	gatggagtct	tgctctgtcg	cccaggctag	agtgcagcga	cgggatctcg	6060
gctcactgca	agctccgccc	cccaggttca	agccattctc	ctgcctcage	ctcccagta	6120
gctgggacta	caggcgcccc	ccaccacacc	cggctaattt	ttttgtat	ttagtagaga	6180
cgggttttca	ccgtgttagc	caggagggtc	ttgatctcct	gacctcgtga	tctgcctgcc	6240
tcggcctccc	aaagtgcctg	gattacaggt	gtgagccacc	acacccggct	atttttat	6300
ttttgagaca	gggactcact	ctgtcacctg	ggctgcagt	cagtggtaga	ccatagctca	6360
ctgcagcctc	gaactcctga	gctcaagtga	tcctcccacc	tcctcctcac	aagtaattgg	6420
gactacaggt	gcacccacc	atgccacct	aatttat	tttat	tatttat	6480
catagagatg	agggttccct	gtgtgtcca	ggctggctct	gaactcctga	gctcacggga	6540
tccttttgcc	tgggcctccc	aaagtgcctga	gattacaggc	atgagccacc	gtgccagct	6600
aggaatcatt	tttaaagccc	ctaggatgtc	tgtgtgattt	taaagctcct	ggagtgtggc	6660
cgggtataagt	atataccggt	ataagtaaat	cccacatttt	gtgtcagtat	ttactagaaa	6720
cttagtcatt	tatctgaagt	tgaaatgtaa	ctgggcctta	tttat	tatttat	6780
tttat	tttttttt	ttgagacgag	tctcactttg	tcaccaggc	tggagtgcag	6840
tggcacgac	tcggctcact	gcaacctctg	cctcccgggg	tcaagcgatt	ctcctgcctt	6900
agcctccca	gtagctggga	ctacaggcac	gcaccacat	gcctggctaa	ttttgtatt	6960
tttagtagac	gggttttcac	catgtcggcc	aagctggtct	caaactcctg	acctgtgat	7020
ctgccgcctt	tagcctccca	gagtgcctgg	attacaggca	tgagccacca	tgcgtggtct	7080
ttttaaaatt	ttttgat	tttttttt	gagacagagc	cttgcctctgt	cgccaggct	7140
ggagtgcagt	ggcacgatct	cagctcacta	caagctccgc	ctccgggtt	cagccattc	7200
ttctgcctca	gcctcctgag	tagctgggac	tacagggtcc	caccaccacg	cctggcta	7260
tttttttgg	at	tttttatta	gagacaaggt	ttcatcatgt	tggccaggct	7320
tctgacctc	aagtgatctg	cctgcctcgg	cctcccaaag	cgtgagatt	acagggtgga	7380
tctactgcgc	caggcctggg	cgtcatatat	tcttatttgc	taagtctggc	agccccacac	7440
agaataagta	ctgggggatt	ccatatacct	gtagcaaagc	cctgggtgga	gagtcaggag	7500
atgtgtgagt	tctgtctctg	ccacttcag	actttgagtt	taagccagtc	gtgctcatgc	7560
ttccttgct	aaatagaggt	tagacccct	atcccatggt	ttctcagggt	gcttttcagc	7620
ttgaaaattg	tattcctttg	tagagatcag	cgtaaaataa	ttctgtcctt	atatgtggct	7680
ttat	ttta	ttgagacaga	gtgtcactca	gtcggccagg	ctggagtgtg	7740
cttggtcac	tgcgacctcc	acctcccagg	ttcaagcgat	tctcgtgcct	caggctccca	7800
agtagctgag	attataggtg	tgtgccacca	ggcccagcta	acttttgat	tttagtaga	7860
gacagggttt	tgccatgtt	gctaagctgg	tctcgaaactc	ctggcctcaa	gtgatctgcc	7920
cgccttgga	tcccaaagt	ctgggattac	aggtgtgaac	caccacacct	ggcctcaata	7980
tagtggtttt	taagtgtcaa	ggactgagat	tgtgtttt	caggaagagg	ccagttgtgg	8040
gtgaagcatg	ctgtgagaga	gcttgtcacc	tgggtgaggt	tgtgggagct	gcagcgtggg	8100
aactggaaa	tgggctgggg	atcatctttt	tccaggtcag	gggtcagcca	gcttttctgc	8160
agcgtgccat	agaccatctc	ttagccctcg	tgggtcagag	tctctgttgc	atattgtctt	8220

-continued

ttgttgTTTT	tcacaacctt	ttagaaacat	aaaaagcatt	cttagcccg	gggctggaca	8280
aaaaaaggcc	atgacgggct	gtatggattt	ggcccagcag	gcccttgctt	gccaagccct	8340
gttttagaca	aggagcagct	tgtgtgcctg	gaaccatcat	gggcacagg	gaggagcaga	8400
gtggatgtgg	aggtgtgagc	tggaaaccag	gtcccagagc	gctgagaaag	acagagggtt	8460
tttgcccttg	caagtagagc	aactgaaatc	tgacaccatc	cagttccaga	aagccctgaa	8520
gtgctgggtg	acgctgcggg	gtgctccgct	ctagggttac	aggatgaag	atgcagtctg	8580
gtagggggag	tccactcacc	tgttgaaga	tgtgattaag	aaaagtagac	tttcagggcc	8640
gggcatgggt	gctcacgcct	gtaatcccag	cactttggga	ggccgaggcg	ggtggatcac	8700
gaggtcagga	gatcgagacc	atcctggcta	acatggtgaa	accccgctct	tactaaaaat	8760
acaaaaaatt	agctgggcgt	ggtggcgggc	gcctgtagtc	ccagctactc	gggaggctga	8820
ggcaggagaa	tggcgtgaac	ctgggagggt	gagcttgctg	tgagccgaga	tcgcgccact	8880
gcactccagc	ctgggcgaca	gagcgagact	ccgtctcaaa	aaaaaaaaaa	aaagtaggct	8940
ttcatgatgt	gtgagctgaa	ggcgcagtag	gcagaagtag	aggcctcagt	ccctgcagga	9000
gaccctcctg	tctctatctc	ctgatagtca	gaccagcca	cactggaaag	aggggagaca	9060
ttacagcctg	cgagaaaagt	agggagattt	aaaaactgct	tgctttttat	tttgaactgt	9120
tttttttgtt	tgtttgtttt	ccccaaattca	gaatacagaa	tactttttatg	gatttgtttt	9180
tattacttta	attttgaaac	aatataatct	tttttttgtt	gtttttttga	gacagggtct	9240
tactctgtca	cccaggctga	gtgcagtggg	gtgatcttgg	ctcacctcag	cctcgacccc	9300
ctgggctcaa	atgattctcc	cacctcagct	tccaagtag	ctgggaccac	aggtgcgtgt	9360
gttgcgctat	acaaatcctg	aagacaagga	tgtgttgct	ggtgatgctg	gggattccca	9420
agatcccaga	tttgatggca	ggatgccctc	gtctgctgcc	tgccagggt	gccaggagg	9480
cgctgctgtg	gaagctgagg	cccggccatc	cagggcgatg	cattgggcgc	tgattcttgt	9540
tctgctgct	gcctcggtgc	ttagcttttg	aaacaatgaa	ataaattaga	accagtgtga	9600
aaatcgatca	gggaataaat	ttaatgtgga	aataaactga	acaacttagt	tcttcataag	9660
agtttacttg	gtaaataact	gtgatgagga	caaaacgaag	cactagaagg	agaggcgagt	9720
tgtagacctg	ggggcagga	gtgttttgtt	tgttttcttt	ggcagggtct	tgctctgttg	9780
ctcaggctgg	agtagctgg	cacaatcaca	gctcactata	gcctcgacct	cctggactca	9840
agcaatcctc	ctgcctcagc	ctcccagtag	ctgggactac	aggcgcatgc	caccatgcct	9900
ggctaatttt	aaattttttt	ttttctcttt	tttgagatgg	aatctcactc	tgtcgcccag	9960
gctggagtgc	agtggcgtga	tctcggtga	cggcaagctc	cgctcccag	gttcaactcca	10020
ttcgctgcc	tcagcctccc	aagtagctgg	gactacaggc	gctgggatta	caaacccaaa	10080
cccaaagtgc	tgggattaca	ggcgtgagcc	actgcacccg	gcctgttttg	tctttcaata	10140
gcaagagtgt	tgtttgcctc	gcccctacct	ttagtggaaa	aatgtataaa	atggagatat	10200
tgacctccac	attgggggtg	ttaaattata	gcattgtatg	aaaggagctt	cgctaattta	10260
aggctttttt	gaaagagaag	aaactgaata	atccatgtgt	gtatatatat	tttaaaagcc	10320
atggtcatct	ttccatatca	gtaaagctga	ggctccctgg	gactgcagag	ttgtccatca	10380
cagtccatta	taagtgcgct	gctgggccag	gtgcagtggc	ttgtgcctga	atcccagcac	10440
tttgggaggc	caaggcagga	ggattcattg	agcccaggag	ttttgaggcg	agcctgggca	10500
atgtggccag	acctcatctc	ttcaaaaaat	acacaaaaaa	ttagccaggc	atggtggcac	10560
gtgcctgtag	tctcagctac	tcaggaggct	gaggtgggag	gatcactttg	agccttgacg	10620

-continued

```

gtcaaagctg cagtaagcca tgatcttgcc actgcattcc agcctggatg acagagcgag 10680
accctgtctc taaaaaaaa aaaaacccaa cggtgcaactg tttctttttt tcttatcaat 10740
ttattatttt taaattaaat tttcttttaa taatttataa attataaatt tatattaaaa 10800
aatgacaaat ttttattact tatacatgag gtaaaactta ggatatataa agtacatatt 10860
gaaaagtaat tttttggctg gcacagtggc tcacacctgt aatcccagca ctttgggagg 10920
ccgtggcggg cagatcacat gagatcatga gttcgagacc aacctgacca acatggagag 10980
accccatctc tactaaaaat aaaaattag ccgggggtggt ggcgcatgcc tgtaatccca 11040
gctactcggg aggctgaggc aggagaatct cttgaacctg ggaggcagag gttgcggtga 11100
gccaaagatc tgcccttgca caccagccta ggcaacaaga gcgaaagtcc gtctcaaaaa 11160
aaaaagtaatt ttttttaagt taacctctgt cagcaacaaa atttaaccca ataaaggctc 11220
ttgtttttta atgtagtaga ggagttaggg tttataaaaa atatggtagg gaaggggggc 11280
cctggatttg ctaatgtgat tgtcatttgc cccttaggag agagctctgt tagcagaatg 11340
aaaaaatttg aagccagatt caggggaggga ctggaagcaa aagaatttct gttcgaggaa 11400
gagcctgatg tttgccaggg tctgtttaac tggacatgaa gaggaaggct ctggactttc 11460
ctccaggagt ttcaggagaa aggtagggca gtggttaaga gcagagctct gcctagacta 11520
gctgggggtg ctagactagc tgggggtgcc agactagctg ggggtgcctag actagctggg 11580
tactttgagt ggctccttca gcctggacct cggtttcctc acctgtatag tagagatatg 11640
ggagcaccca gcgcaggatc actgtgaaca taaatcagtt aatggaggaa gcaggtagag 11700
tgggtgctgg tgcataccaa gcactccgtc agtggttctc gttattcgat gattaggagg 11760
cagcttaaac tagagggagt tgagctgaat caggatgttt gtcccaggta gctgggaatc 11820
tgccatagccc agtgcccagt ttatttaggt gctctctcag tgttccctga ttgttttttc 11880
ctttgtcctc ttatctacag gatgtgactg ggaagctctg gtttcagtgt catgtgtcta 11940
ttcttttatt ccaggcaaag gaaaccaaca ataagaagaa agaatttgag gaaactgcga 12000
agaaagtgcg ccgtgccatc gagcagctgg ctgccatgga ttgaggctc tgcccgagc 12060
tgcttggtcc cagagtggct gcaccactc cagggtttat tccctggtgc caccagcctt 12120
cctgtgggccc ccttagcaat gtcttaggaa aggagatcaa cattttcaaa ttagatgttt 12180
caactgtgct cctgttttgt cttgaaagtg gcaccagagg tgcttctgcc tgtgcagcgg 12240
gtgtgtctgg taacagtggc tgcttctctc tctctctctc ttttttgggg gctcattttt 12300
gctgttttga ttcccgggct taccagggtg gaagtgaggg aggaagaagg cagtgtccct 12360
tttgctagag ctgacagctt tggtcgcgtg ggcagagcct tccacagtga atgtgtctgg 12420
acctcatgtt gttgaggctg tcacagctct gagtgtggac ttggcagggt cctgttgaat 12480
ctgagctgca ggttccttat ctgtcacacc tgtgcctcct cagaggacag tttttttgtt 12540
gttgtgtttt tttgtttttt ttttttggtg gatgcatgac ttgtgtgtga tgagagaatg 12600
gagacagagt ccctggctcc tctactgttt aacaacatgg ctttcttatt ttgtttgaat 12660
tgtaatttca cagaatagca caaactacaa ttaaaactaa gcacaaagcc attctaagtc 12720
attggggaaa cgggggtgaac ttcagggtga tgaggagaca gaatagagtg ataggaagcg 12780
tctggcagat actccttttg ccactgctgt gtgattagac aggccagtg agccgcgggg 12840
cacatgctgg ccgctcctcc ctcagaaaaa ggcagtggcc taaatccttt taaatgact 12900
tggtctgatg ctgtggggga ctggctgggc tgctgcaggc cgtgtgtctg tcagcccaac 12960

```

-continued

```

cttcacatct gtcacgttct ccacacgggg gagagacgca gtccgcccag gtccccgctt 13020
tctttggagg cagcagctcc cgcagggtcg aagtctggcg taagatgatg gatttgattc 13080
gccctcctcc ctgtcataga gctgcagggt ggattgttac agcttcgctg gaaacctctg 13140
gaggtcacat cggtgtttcc tgagaaataa aaagcctgtc atttcaaaca ctgctgtgga 13200
ccctactggg tttttaaaat attgtcagtt tttcatcgtc gtccctagcc tgccaacagc 13260
catctgcccc gacagccgca gtgaggatga gcgtcctggc agagacgcag ttgtctctgg 13320
gcgcttgcca gagccacgaa ccccagacct gtttgatca tccgggctcc ttcggggcag 13380
aaacaactga aaatgcactt cagaccactt tatttatgcc acatctgagt cggcctgaga 13440
tagacttttc cctctaaact gggagaatat cacagtgggt tttgttagca gaaaatgcac 13500
tccagcctct gtactcatct aagctgctta ttttgatat ttgtgtcagt ctgtaaatgg 13560
atacttcaact ttaataactg ttgcttagta attggccttg tagagaagct ggaaaaaat 13620
ggttttgtct tcaactcett tgcattgccag gcggtgatgt ggatctcggc ttctgtgagc 13680
ctgtgctgtg ggcagggtcg agctggagcc gccctctca gccgcctgc caggccctt 13740
ccttaaaggc catccttaaa accagacctt catggctgcc agcacctgaa agcttcctcg 13800
acatctgtta ataaagccgt aggccttgtt ctaagcgcaa ccgctagac tttctttcag 13860
atacatgtcc acatgtccat ttttcaggtt ctctaagttg gagtggagtc tgggaagggt 13920
tgtgaatgag gcttctgggc tatgggtgag gttccaatgg caggttagag cccctcgggc 13980
caactgccat cctggaagt agagacagca gtgcccgctg ccagaagag accagcaagc 14040
caaatggag cccccattgc aggtgtcgc catgtggaaa gagtaactca caattgccaa 14100
taaagtctca tgtggtttta tctacttttt tttctttttt cttttttttt gagacaaggc 14160
cttgccctcc caggctggag tgcagtggaa tgaccacagc tcaccgcaac ctcaaattct 14220
tgcgttcaag tgaacctccc actttagcct cccaagtagc tgggactaca ggcgcacgcc 14280
atcacacccg gctaattgaa aaattttttt tttgttttag atggaatctc actttgttgc 14340
ccaggctggt ctcaaactcc tgggtcaag tgatcatcct gcttcagcgt ccgacttgtt 14400
ggtattatag gcgtgagcca ctgggcctga cctagctacc attttttaat gcagaaatga 14460
agacttgtag aaatgaata acttgccag gatagtcgaa taagtaactt ttagagctgg 14520
gatttgaacc caggcaatct ggctccagag ctgggcccctc actgctgaag gacactgtca 14580
gcttgggagg gtggctatgg tcggctgtct gattctaggg agtgagggtc gtctttaag 14640
caccceattc cattttcaga cagctttgtc agaaaggctg tcatatggag ctgacacctg 14700
cctcccaag gcttccatag atcctctctg tacattgtaa ccttttattt tgaatatgaa 14760
attcacagga agttgtaagg ctagtacagg ggatcc 14796

```

```

<210> SEQ ID NO 154
<211> LENGTH: 21
<212> TYPE: DNA
<213> ORGANISM: Artificial
<220> FEATURE:
<223> OTHER INFORMATION: Forward Primer

```

```

<400> SEQUENCE: 154

```

```

aaggaccacc gcatctctac a

```

21

```

<210> SEQ ID NO 155
<211> LENGTH: 20
<212> TYPE: DNA
<213> ORGANISM: Artificial

```

-continued

<220> FEATURE:
 <223> OTHER INFORMATION: Reverse primer

<400> SEQUENCE: 155

gaagatggtg atgggatttc

20

<210> SEQ ID NO 156
 <211> LENGTH: 20
 <212> TYPE: DNA
 <213> ORGANISM: Artificial
 <220> FEATURE:
 <223> OTHER INFORMATION: PCR probe

<400> SEQUENCE: 156

caagcttccc gttctcagcc

20

<210> SEQ ID NO 157
 <211> LENGTH: 21
 <212> TYPE: DNA
 <213> ORGANISM: Artificial
 <220> FEATURE:
 <223> OTHER INFORMATION: Forward primer

<400> SEQUENCE: 157

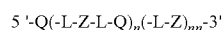
aaggaccacc gcatctctac a

21

What is claimed:

1. A composition comprising first and second chemically synthesized oligomeric compounds, wherein:

the first oligomeric compound is complementary to and capable of hybridizing to the second oligomeric compound and to a selected nucleic acid target; each of the first and second oligomeric compounds independently comprises from 17 to 23 nucleosides; the first oligomeric compound comprises a contiguous sequence of linked nucleosides that define an alternating motif of the formula:



wherein:

each L is an internucleoside linking group;

either each Q is a 2'F-nucleoside and each Z is a 2'OMe-nucleoside; or each Q is a 2'OMe-nucleoside and each Z is a 2'F-nucleoside; and

n is from 8 to 14 and nn is 0 or 1.

2. The composition of claim 1 wherein said first oligomeric compound further comprises a 5'-phosphate group.

3. The composition of claim 1 wherein said second oligomeric compound further comprises a 5'-phosphate group.

4. The composition of claim 1 wherein each of said first and said second oligomeric compounds independently, comprise a 5'-phosphate group.

5. The composition of claim 1 wherein said first oligomeric compound comprises a 3'-terminal OH group.

6. The composition of claim 1 wherein each internucleoside linking group (L) is a phosphodiester internucleoside linking group.

7. The composition of claim 1 wherein each internucleoside linking group (L) is a phosphorothioate internucleoside linking group.

8. The composition of claim 1 wherein each internucleoside linking group (L) of one of said first and said second oligomeric compounds is a phosphorothioate internucleoside linking group and each internucleoside linking group of the

other of said first and said second oligomeric compounds is a phosphodiester internucleoside linking group.

9. The composition of claim 1 wherein each internucleoside linking group (L) of said first oligomeric compound is a phosphorothioate internucleoside linking group and each internucleoside linking group of said second oligomeric compound is a phosphodiester internucleoside linking group.

10. The composition of claim 1 wherein each internucleoside linking group (L) of said first and said second oligomeric compounds is independently a phosphorothioate or phosphodiester internucleoside linking group.

11. The composition of claim 1 wherein each of the internucleoside linking groups (L) of said first and said second oligomeric compounds is independently selected from the group consisting of phosphodiester, phosphorothioate, chiral phosphorothioate, phosphorodithioate, phosphotriester, aminoalkylphosphotriester, methyl phosphonate, alkyl phosphonate, 5'-alkylene phosphonate, chiral phosphonate, phosphinate, phosphoramidate, 3'-amino phosphoramidate, aminoalkylphosphoramidate, thionophosphoramidate, thionoalkylphosphonate, thionoalkylphosphotriester, selenophosphate and boranophosphate.

12. The composition of claim 1 further comprising at least one conjugate group.

13. The composition of claim 1 wherein at least one of said first and said second oligomeric compounds further comprises at least one conjugate group attached at the 3'-end or the 5'-end or one conjugate group attached at the 3'-end and a second conjugate group attached at the 5'-end.

14. The composition of claim 1 wherein at least one of said first and said second oligomeric compounds further comprises at least one terminal cap moiety attached at the 3'-end or the 5'-end or one terminal cap moiety attached at the 3'-end and a second terminal cap moiety attached at the 5'-end.

15. The composition of claim 14 wherein each of said terminal cap moieties is an inverted deoxy abasic moiety.

16. The composition of claim 14 wherein said second oligomeric compound is a sense strand comprising a terminal

393

cap moiety at 3'-end, the 5'-end or one terminal cap at the 3'-end and a second terminal cap at the 5'-end.

17. The composition of claim 16 wherein said terminal cap moiety is an inverted deoxy abasic moiety.

18. The composition of claim 1 wherein said first and said second oligomeric compounds are a complementary pair of siRNA oligonucleotides.

19. The composition of claim 1 wherein said first and said second oligomeric compounds are an antisense/sense pair of oligonucleotides.

20. The composition of claim 1 wherein each of said first and second oligomeric compounds is from 19 to 23 nucleosides in length.

21. The composition of claim 1 wherein said first oligomeric compound is an antisense oligonucleotide.

22. The composition of claim 1 wherein said second oligomeric compound is a sense oligonucleotide.

* * * * *

394