(No Model.)

F. S. MILLER.

DISH WASHER.

No. 455,988. Patented July 14, 1891.

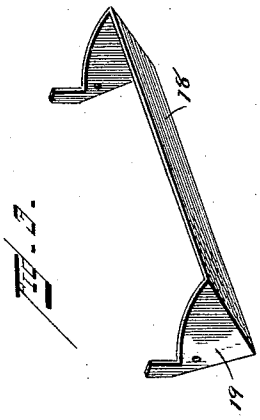

Fig. 3.

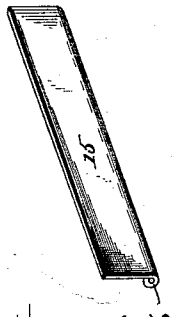

Fig. 4.

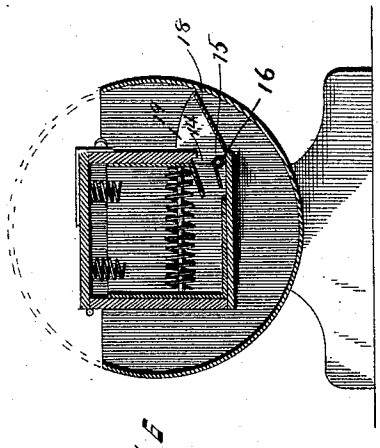

Fig. 5.

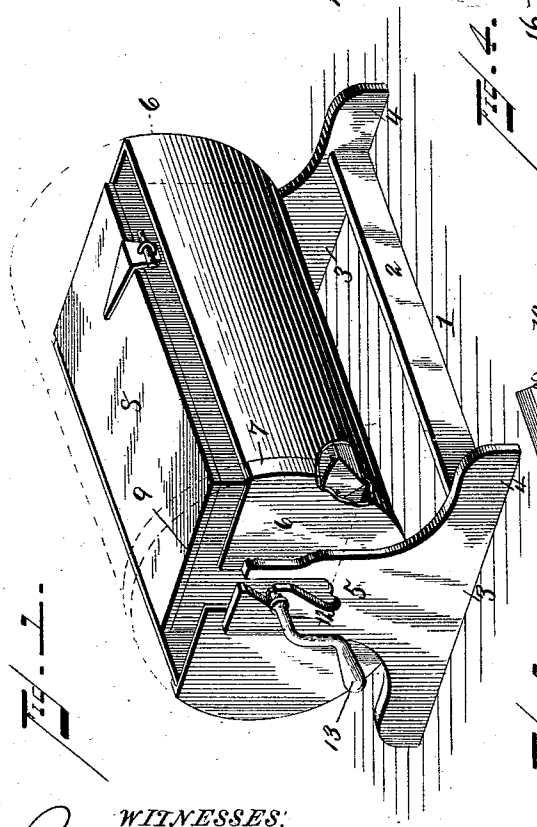

Fig. 1.

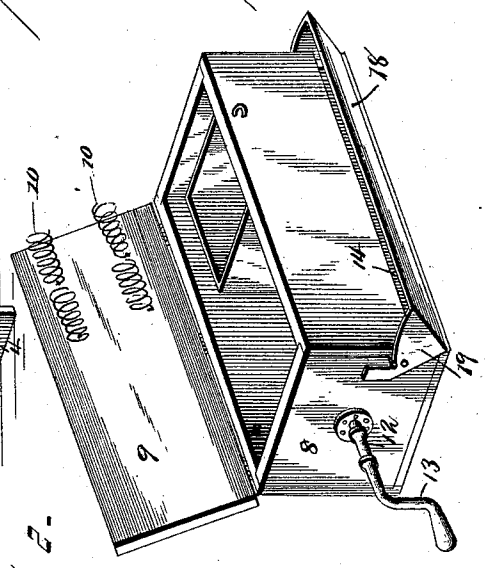

Fig. 2.

WITNESSES:

F. L. Ourand.

Jo. L. Coombs

INVENTOR:

Florence S. Miller

by Louis Bagger & Co.

Attorneys.

THE NORRIS PETERS CO., PHOTO-LITHO., WASHINGTON, D. C.

UNITED STATES PATENT OFFICE.

FLORENCE SHANKLAND MILLER, OF SIBLEY, ILLINOIS.

DISH-WASHER.

SPECIFICATION forming part of Letters Patent No. 455,988, dated July 14, 1891.

Application filed March 29, 1890. Serial No. 345,921. (No model.)

To all whom it may concern:

Be it known that I, FLORENCE SHANKLAND MILLER, a citizen of the United States, residing at Sibley, in the State of Illinois, have invented certain new and useful Improvements in Dish-Washers, of which the following is a full, clear, and exact specification.

The invention relates to certain improvements in dish-washers, the object being to provide a simple, economical, and efficient apparatus for the above purpose, whereby dishes and other similar articles may be readily cleansed.

The invention consists in the novel construction and combination of parts hereinafter fully described, and specifically pointed out in the claim.

In the accompanying drawings, Figure 1 represents a perspective view of an apparatus constructed in accordance with my invention. Fig. 2 is a similar view of the dish-receptacle detached. Fig. 3 is a view of the scoop detached. Fig. 4 is a view of the valve detached. Fig. 5 is a cross-section through the center of the apparatus.

In the said drawings, the reference-numeral 1 designates a supporting-frame consisting of side rails 2, end rails 3, legs 4, and uprights 5. Within this frame rests a circular casing consisting of end disks 6 and a rim 7 of sheet metal. This rim is somewhat greater in length than the periphery of the disks, so that when secured thereto the ends will overlap. The rim is secured to the disks throughout a portion of its length only, leaving one end unattached, thereby forming a spring-cover, by which access may be had to the interior of the casing.

Located within the casing is a dish-receiver consisting of a rectangular box 8, having a hinged cover 9, upon the side of which there is a number of coiled springs 10, which bear against the dishes and hold them in place. At each end the box 8 is provided with outwardly-projecting pins or rods 12, which are journaled in the uprights 5, one of which is provided with a crank 13, by which the box is rotated. One of the sides of the box has formed at its edge a longitudinal slot 14, which extends from end to end of the same, and in the ends is pivoted a valve 15, which opens and closes by gravity during the rotation of the box. This valve consists of a rectangular strip of metal with lugs 16 at each end by which it is pivoted to the box. The box is also provided with a scoop consisting of a rectangular strip 18, having end walls 19 at right angles thereto, which are pivoted to the ends of the walls of the box on the outside thereof.

The operation will be readily understood. The casing is partly filled with hot water and the dishes are inserted in the dish-receiver through the spring-cover in the casing and the hinged cover in the box, both of these covers being provided with suitable fastening devices. After the covers are closed and fastened the dish receiver or box is rotated by means of the crank, and the water is forced into the same by the scoop through the opening in the lower part of the same, the valve opening by gravity when during the revolution of the box the opening therein is in the lower part of the casing and closing when the same is in the upper part thereof, thus preventing the escape of water from the box or receiver.

Having thus described my invention, what I claim is—

The combination, with the circular casing, of the rotatable rectangular dish-receiver having a horizontal slot or opening at one side, the pivoted gravity-valve adapted to open and close said opening, and the scoop pivotally secured to said receiver, substantially as described.

Dated at Sibley, Illinois, this 15th day of March, 1890.

FLORENCE SHANKLAND MILLER. [L. S.]

Witnesses:

A. H. BARNES,

A. A. SMITH.