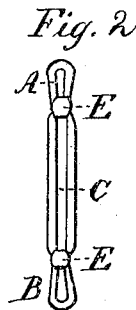
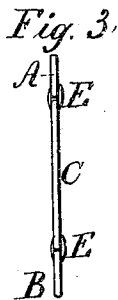
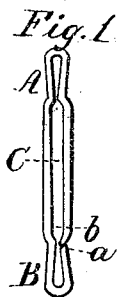


*J. L. Cheney.*  
*Heddle Eye for Loom.*

*N<sup>o</sup> 5,920.*

*Patented Jan. 9, 1866.*



*Witnesses*  
*Samuel N. Ope*  
*G. B. Washburn*

*Inventor*  
*John L. Cheney*  
*by his attorney*  
*R. H. Eddy*

# UNITED STATES PATENT OFFICE.

JOHN L. CHENEY, OF LOWELL, MASSACHUSETTS.

## IMPROVEMENT IN HEDDLE-EYES FOR LOOM-HARNESS.

Specification forming part of Letters Patent No. 51,920, dated January 9, 1866.

*To all whom it may concern:*

Be it known that I, JOHN L. CHENEY, of Lowell, in the county of Middlesex and State of Massachusetts, have invented a new and useful Improvement in Heddles or Metallic Eyes for Loom-Harness; and I do hereby declare the same to be fully described in the following specification, and represented in the accompanying drawings, of which—

Figure 1 denotes the form in which a piece of wire is to be bent, preparatory to being soldered, for its conversion into a heddle-eye, in accordance with my invention. Fig. 2 represents a side view, and Fig. 3 an edge view, of the heddle-eye as completed or soldered.

In Fig. 1 the two extremities of the piece of wire employed in making the heddle-eye are exhibited at *a b*, the said piece of wire being bent so as to form the central portion or loop, C, and the two terminal or cord-receiving loops, A B, of the heddle, and so that the two extremities of the wire may be at the junction of one of the terminal loops with the warp-loop C. After the wire may have been thus

bent, and with its extremities arranged as specified, brazing metal or solder, as shown at E E, is to be dropped or inserted into the junctions of the loops, and so as to fill and adhere to the said junctions and conjoin and cover the two extremities of the wire.

The heddle or harness eye so made is much superior to one in which the wire is inter-twisted at the junctions of the loops, and also at the lower part of one of such loops, the twisted parts being afterward compressed together and flattened.

What I claim is—

The improved heddle-eye, made substantially as described—viz., of one piece of wire bent into the form exhibited in Fig. 1, and with its extremities arranged at the junction of two of the loops, and having solder or brazing applied to the said junctions and to the said extremities, as specified.

JOHN L. CHENEY.

Witnesses:

R. H. EDDY,  
F. P. HALE, Jr.