

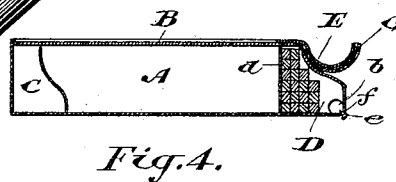
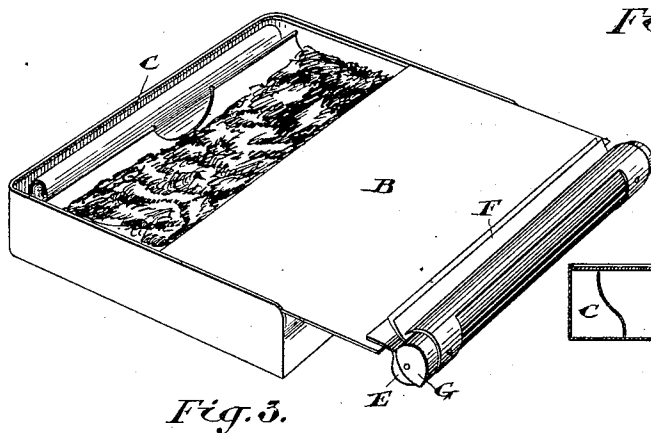
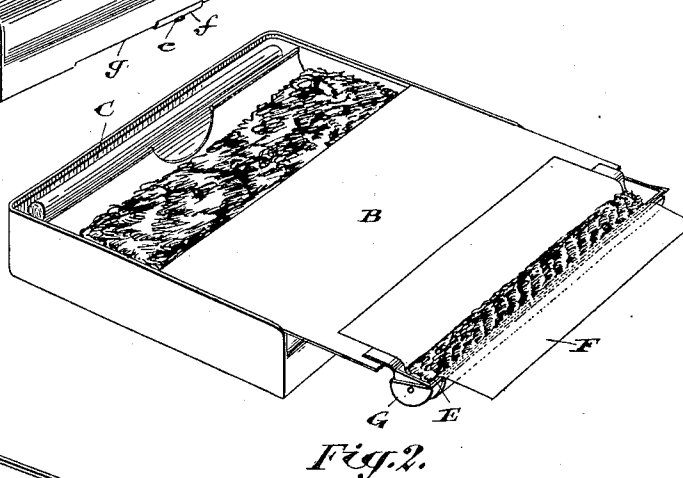
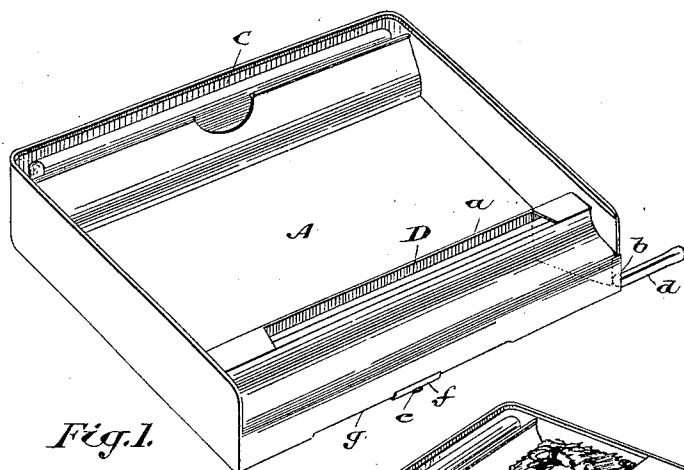
(No Model.)

W. J. GARDINER.

COMBINED TOBACCO BOX, MATCH BOX, AND CIGARETTE FORMER.

No. 367,036.

Patented July 26, 1887.



Witnesses.
F. B. Lathrop & Co.
J. Edw. Mayhew

Inventor.
Wm. J. Gardiner
By Donald C. Ridout of fs
Att'y

UNITED STATES PATENT OFFICE.

WILLIAM J. GARDINER, OF TORONTO, ONTARIO, CANADA.

COMBINED TOBACCO-BOX, MATCH-BOX, AND CIGARETTE-FORMER.

SPECIFICATION forming part of Letters Patent No. 367,036, dated July 26, 1887.

Application filed April 2, 1887. Serial No. 23,423. (No model.)

To all whom it may concern:

Be it known that I, WILLIAM JAMES GARDINER, of the city of Toronto, in the county of York, in the Province of Ontario, Canada, have invented a certain new and useful Combined Tobacco-Box, Match-Box, and Cigarette-Former, of which the following is a specification.

The object of the invention is to provide a neat box to contain the tobacco and rice-paper to make cigarettes, a former, and a compartment to contain matches, so arranged that only one match at a time can be removed; and it consists, essentially, of a neat rectangular metal box having a compartment formed in one side of it to contain the rice-paper and a corresponding compartment in the opposite side to contain matches, a hole being made in the end of the latter compartment sufficiently large to permit the passage of one match, which is pushed out by means of a spike projecting into the compartment and attached to a slide working in a slot in the side of the box. On one side of the cover I form a semicircular receptacle, a semicircular cover being pivoted on the receptacle, substantially as hereinafter more particularly explained.

Figure 1 is a perspective view of my box empty and its cover removed. Fig. 2 is a perspective view showing my box full of tobacco and its cover partially open, exposing also the semicircular receptacle containing the paper. Fig. 3 is a similar view showing the semi-cylindrical cover folded over the receptacle to form the cigarette. Fig. 4 is a cross section of the box.

In the drawings, A is a neat metal box, provided with a sliding cover, B.

C is a compartment formed in one side of the box A, and is designed to contain the rice-paper used for the cigarette-wrappers. On the opposite side of the box A a compartment, D, is made, having an opening, *a*, at its top, which is always closed as long as the cover B remains on the box A. At one corner of the compartment D, I make a hole, *b*, just large enough to permit a single match, *d*, to be pushed out. For this purpose a small spike, *e*, is attached to a slide, *f*, which is connected to the box A,

so that it may slide in the slot *g*, formed in the said box.

In order to get a match out of the compartment D, it is tilted so as to cause a match to fall in front of the hole *b*. The spike *e* will be located at the back end of the match *d*, so that by moving the slide *f* toward the hole *b* a single match may be pushed out of the said hole. On one side of the cover B, I form a semi-cylindrical receptacle, E. This receptacle E is designed to receive the cigarette-wrapper F, which is inserted into it, as shown, and filled with tobacco, as indicated. When the proper quantity of tobacco is placed in the receptacle E, the semi-cylindrical cover G, which is pivoted on the receptacle E, is pushed around so as to bring the opposite sides of the wrapper F together, when the edges of the said wrapper are moistened and stuck together, and a complete cigarette will be thus produced.

What I claim as my invention is—

1. A box, A, having compartments C and D formed in it, as described, and a sliding cover, B, on one side of which is a semi-cylindrical receptacle, E, having a semi-cylindrical cover, G, pivoted on it, all combined and operating substantially as and for the purpose specified.

2. The combination, with the box and cover, of a cigarette forming receptacle carried by said cover and a swinging cover to said receptacle, substantially as and for the purpose specified.

3. A box for the purposes described, consisting of the box A, having compartment C at one end and compartment D at the other, said compartment D having an opening formed in it and a hole, *b*, in one of its corners, a match-expelling device, a sliding cover, a semi-cylindrical receptacle on one side of said cover, and a semi-cylindrical cover for said receptacle pivoted thereto, all substantially as specified.

Toronto, March 24, 1887.

WILLIAM J. GARDINER.

In presence of—

CHARLES C. BALDWIN,
FRANK X. MCGEE.