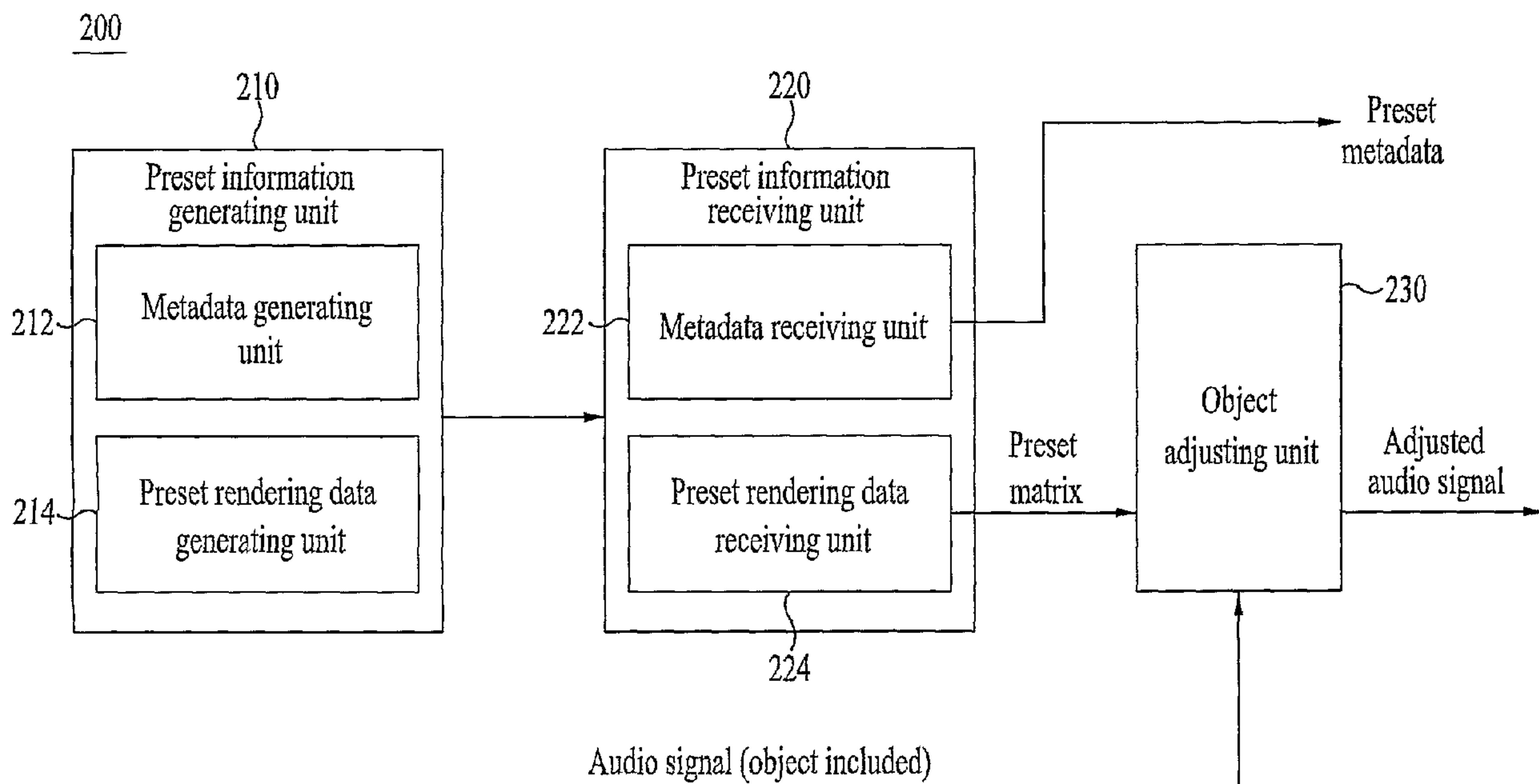




(86) **Date de dépôt PCT/PCT Filing Date:** 2009/01/23  
 (87) **Date publication PCT/PCT Publication Date:** 2009/07/30  
 (45) **Date de délivrance/Issue Date:** 2015/06/16  
 (85) **Entrée phase nationale/National Entry:** 2010/07/19  
 (86) **N° demande PCT/PCT Application No.:** KR 2009/000367  
 (87) **N° publication PCT/PCT Publication No.:** 2009/093867  
 (30) **Priorités/Priorities:** 2008/01/23 (US61/023,051);  
 2009/01/22 (KR10-2009-0005506)

(51) **Cl.Int./Int.Cl. G10L 19/008** (2013.01),  
**H04R 5/04** (2006.01), **H04S 7/00** (2006.01)  
 (72) **Inventeurs/Inventors:**  
 OH, HYEN-O, KR;  
 JUNG, YANG WON, KR  
 (73) **Propriétaire/Owner:**  
 LG ELECTRONICS INC., KR  
 (74) **Agent:** SMART & BIGGAR

(54) **Titre : PROCÉDE ET APPAREIL DE TRAITEMENT D'UN SIGNAL AUDIO**  
 (54) **Title: A METHOD AND AN APPARATUS FOR PROCESSING AN AUDIO SIGNAL**



(57) **Abrégé/Abstract:**

An apparatus for processing an audio signal and method thereof are disclosed. The present invention includes receiving the audio signal and preset information; obtaining preset matrix from the preset information, wherein the preset matrix indicates contribution degree of the object to output channel; and adjusting output level of the object by using the preset matrix. Accordingly, without user's setting for each object, if preset metadata to be applied to an audio signal is selected with reference to previously-set preset metadata, levels of objects included in the audio signal can be easily adjusted using preset rendering data corresponding to the selected preset metadata.

(12) INTERNATIONAL APPLICATION PUBLISHED UNDER THE PATENT COOPERATION TREATY (PCT)

(19) World Intellectual Property Organization  
International Bureau(43) International Publication Date  
30 July 2009 (30.07.2009)(10) International Publication Number  
**WO 2009/093867 A3**

(51) International Patent Classification:

*H03M 7/30* (2006.01) *G10L 19/00* (2006.01)

(21) International Application Number:

PCT/KR2009/000367

(22) International Filing Date:

23 January 2009 (23.01.2009)

(25) Filing Language:

English

(26) Publication Language:

English

(30) Priority Data:

61/023,051 23 January 2008 (23.01.2008) US  
10-2009-0005506 22 January 2009 (22.01.2009) KR(71) Applicant (for all designated States except US): **LG ELECTRONICS INC.** [KR/KR]; 20, Yeouido-dong, Yeongdeungpo-gu, Seoul 150-721 (KR).

(72) Inventors; and

(75) Inventors/Applicants (for US only): **OH, Hyen O** [KR/KR]; LG Electronics Inc. IP Group, 16, Woomyeondong, Seocho-gu, Seoul 137-724 (KR). **JUNG, Yang Won**; LG Electronics Inc. IP Group, 16, Woomyeondong, Seocho-gu, Seoul 137-724 (KR).(74) Agents: **KIM, Yong In** et al.; KBK & Associates, 7th Floor, Hyundai Building, 175-9, Jamsil-dong, Songpa-gu, Seoul 138-861 (KR).

(81) Designated States (unless otherwise indicated, for every kind of national protection available): AE, AG, AL, AM,

AO, AT, AU, AZ, BA, BB, BG, BH, BR, BW, BY, BZ, CA, CH, CN, CO, CR, CU, CZ, DE, DK, DM, DO, DZ, EC, EE, EG, ES, FI, GB, GD, GE, GH, GM, GT, HN, HR, HU, ID, IL, IN, IS, JP, KE, KG, KM, KN, KP, KZ, LA, LC, LK, LR, LS, LT, LU, LY, MA, MD, ME, MG, MK, MN, MW, MX, MY, MZ, NA, NG, NI, NO, NZ, OM, PG, PH, PL, PT, RO, RS, RU, SC, SD, SE, SG, SK, SL, SM, ST, SV, SY, TJ, TM, TN, TR, TT, TZ, UA, UG, US, UZ, VC, VN, ZA, ZM, ZW.

(84) Designated States (unless otherwise indicated, for every kind of regional protection available): ARIPO (BW, GH, GM, KE, LS, MW, MZ, NA, SD, SL, SZ, TZ, UG, ZM, ZW), Eurasian (AM, AZ, BY, KG, KZ, MD, RU, TJ, TM), European (AT, BE, BG, CH, CY, CZ, DE, DK, EE, ES, FI, FR, GB, GR, HR, HU, IE, IS, IT, LT, LU, LV, MC, MK, MT, NL, NO, PL, PT, RO, SE, SI, SK, TR), OAPI (BF, BJ, CF, CG, CI, CM, GA, GN, GQ, GW, ML, MR, NE, SN, TD, TG).

Published:

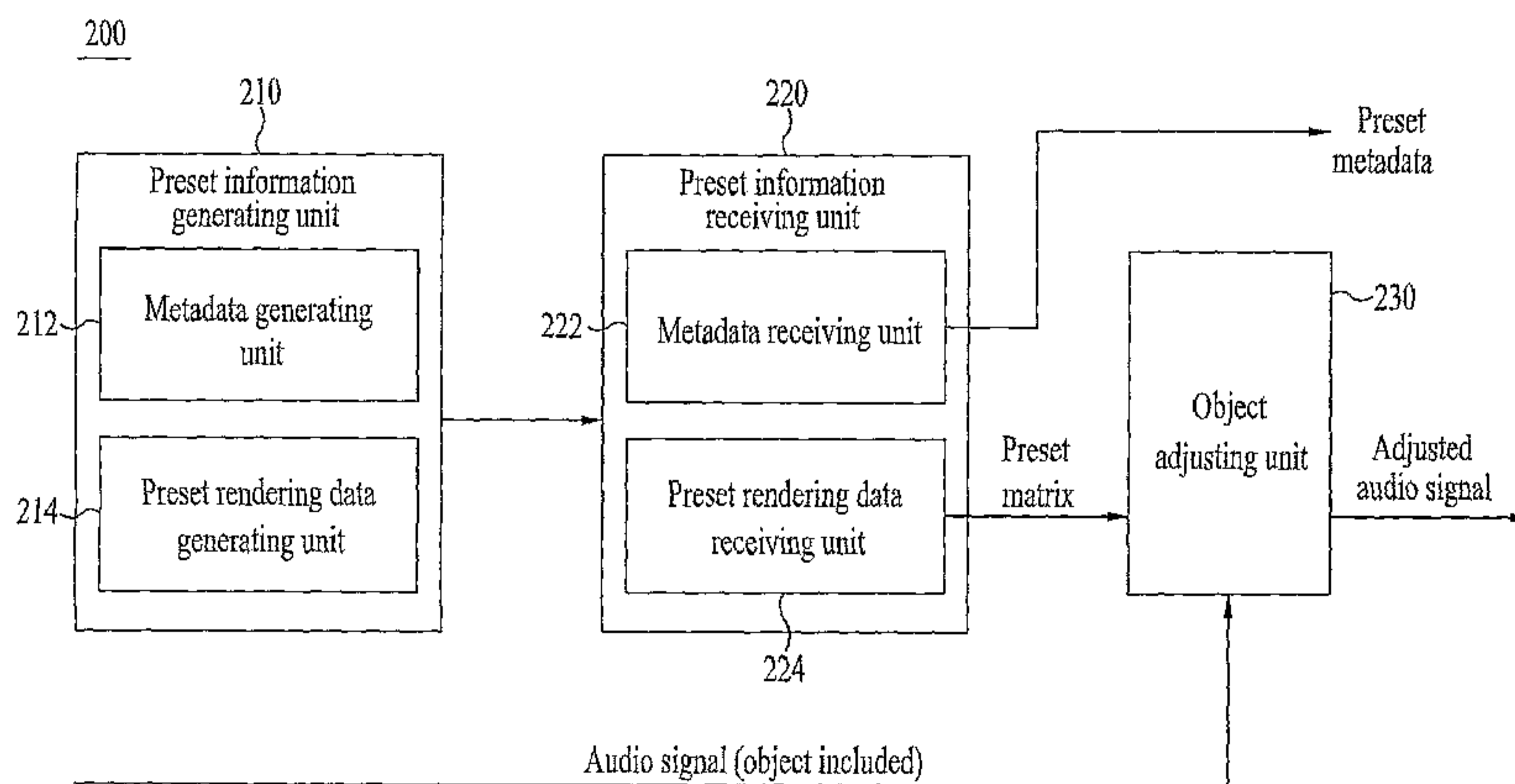
- with international search report (Art. 21(3))
- before the expiration of the time limit for amending the claims and to be republished in the event of receipt of amendments (Rule 48.2(h))

(88) Date of publication of the international search report:

26 November 2009

(54) Title: A METHOD AND AN APPARATUS FOR PROCESSING AUDIO SIGNAL

FIG. 2



(57) Abstract: An apparatus for processing an audio signal and method thereof are disclosed. The present invention includes receiving the audio signal and preset information; obtaining preset matrix from the preset information, wherein the preset matrix indicates contribution degree of the object to output channel; and adjusting output level of the object by using the preset matrix. Accordingly, without user's setting for each object, if preset metadata to be applied to an audio signal is selected with reference to previously- set preset metadata, levels of objects included in the audio signal can be easily adjusted using preset rendering data corresponding to the selected preset metadata.

WO 2009/093867 A3

74420-461

[DESCRIPTION]A METHOD AND AN APPARATUS FOR PROCESSING AN AUDIO SIGNALTECHNICAL FIELD

5           The present invention relates to a method and apparatus for processing an audio signal, and more particularly, to an apparatus for processing an audio signal and method thereof. Although the present invention is suitable for a wide scope of applications, it is particularly suitable for processing an audio  
10 signal received as a digital medium, a broadcast signal or the like.

BACKGROUND ART

          Generally, in the course of generating a downmix signal by  
15 downmixing an audio signal including a plurality of objects into a mono or stereo signal, parameters(information) are extracted from the objects. Theses parameters(information) are used for a process for decoding a downmixed signal. And, pannings and gains of the objects can be controlled by a selection made by a user.

20

DISCLOSURE OF THE INVENTION

          However, objects included in a downmix signal should be appropriately controlled by a user's selection. When a user  
25 controls an object, it is inconvenient for the user to control

74420-461

the object in direct. And, it may be more difficult to restore an optimal status of an audio signal including a plurality of objects according to an environment than to be controlled by an expert.

5           According to an aspect of the present invention, there is provided a method of processing an audio signal, comprising: receiving the audio signal, wherein the audio signal includes at least one object; receiving preset information, the preset information being one or more, each  
10 preset information including preset metadata representing an attribute of the preset information and preset rendering data for rendering the at least one object; obtaining a preset matrix from the preset information, wherein the preset matrix indicates a contribution degree of the at least one object to  
15 an output channel; adjusting output level of the at least one object according to the output channel by using the preset matrix; and outputting an adjusted audio signal including the at least one object with adjusted output level, wherein the preset information is obtained based on preset presence  
20 information indicating that the preset information exists and preset number information indicating how many preset information exist, wherein the preset matrix is obtained based on preset type information indicating that the preset rendering data is in a matrix type.

25           According to another aspect of the present invention, there is provided an apparatus for processing an audio signal, comprising: an audio signal receiving unit for receiving the audio signal, the audio signal including at least one object; a preset information receiving unit for receiving preset  
30 information, the preset information being one or more, each

, 74420-461

preset information including preset metadata representing an attribute of the preset information and preset rendering data for rendering the at least one object, wherein the preset information receiving unit includes a preset metadata receiving  
5 unit adapted to receive preset metadata from the preset information, wherein the preset information receiving unit includes a preset rendering data receiving unit adapted to obtain a preset matrix from the preset information, wherein the  
10 preset matrix indicates a contribution degree of the at least one object to an output channel; an object adjusting unit for adjusting output level of the at least one object according to the output channel by using the preset matrix; and an output unit for outputting an adjusted audio signal including the at least one object with adjusted output level, wherein the preset  
15 information receiving unit is adapted to obtain the preset information based on received preset presence information indicating that the preset information exists and on received preset number information indicating how many preset information exist, wherein said preset rendering data receiving  
20 unit is adapted to obtain the preset matrix based on received preset type information indicating that the preset rendering data is in a matrix type.

According to another aspect of the present invention, there is provided an apparatus for processing an audio signal,  
25 comprising: an audio signal generating unit for generating the audio signal downmixing at least one object; a preset information generating unit for generating preset information, said preset information being one or more, each preset information including preset metadata representing an attribute  
30 of the preset information and preset rendering data for

. 74420-461

rendering the at least one object, said preset information  
generating unit including: a preset metadata generating unit  
for generating preset metadata for each preset information; and  
a preset rendering data generating unit for generating for each  
5 preset information a preset matrix indicating a contribution  
degree of the object to an output channel and preset type  
information indicating that the rendering data is in a matrix  
type.

According to another aspect of the present invention,  
10 there is provided a method of processing an audio signal,  
comprising: generating the audio signal downmixing at least one  
object; generating preset presence information indicating  
whether preset information exists or not; generating preset  
number information indicating how many preset information  
15 exist; generating preset information, said preset information  
being one or more, each preset information including preset  
metadata representing an attribute of the preset information  
and preset rendering data for rendering the at least one  
object, said step of generating preset information including  
20 the steps of: generating for each preset information preset  
metadata representing the preset information; generating for  
each preset information a preset matrix indicating a  
contribution degree of the object to an output channel; and  
generating for each preset information preset type information  
25 indicating that the rendering data is in a matrix type.

According to another aspect, there is provided a  
computer-readable recording medium, storing digital audio data  
therein, wherein the digital audio data comprises preset  
information to render an audio signal, preset number  
30 information indicating how many preset information exist,

.74420-461

preset presence information indicating that the preset information exists, and the audio signal including at least one object, wherein each preset information comprises preset metadata representing the preset information, a preset matrix  
5 indicating a contribution degree of the at least one object to an output channel and preset type information indicating that the preset information is represented in a matrix.

Some embodiments are directed to an apparatus for processing an audio signal and method thereof that may  
10 substantially obviate one or more of the problems due to limitations and disadvantages of the related art.

Some embodiments may provide an apparatus for processing an audio signal and method thereof, by which an object included in an audio signal can be controlled using  
15 preset information including preset metadata and preset rendering data.

Some embodiments may provide an apparatus for processing an audio signal and method thereof, by which a level of an object in an output channel can be adjusted in a manner  
20 of determining preset rendering data based on output-channel information of an audio signal and then applying the preset rendering data to the audio signal, in case that a preset rendering data type is a matrix.

Some embodiments may provide an apparatus for  
25 processing an audio signal and method thereof, by which a preset rendering matrix for adjusting an object is generated step by step from a mono type preset rendering matrix transferred from an encoder or gain information.

.74420-461

Some embodiments may provide the following effects or advantages.

First of all, some embodiments may select one of previously-set preset information without user's setting for  
5 objects, thereby facilitating a level of an output channel to be adjusted.

Secondly, some embodiments represent preset metadata for representing preset information as a text based on preset length information indicating a length of metadata, thereby  
10 reducing unnecessary coding.

Thirdly, in case that a type of preset rendering data is a matrix, some embodiments determine a preset matrix indicating the preset rendering data based on output-channel information of an audio signal, thereby adjusting a level of an  
15 output channel of an object more precisely and efficiently.

Fourthly, some embodiments generate a preset matrix step by step, thereby reducing a bitrate from an encoder.

Fifthly, some embodiments use a preset matrix for adjusting objects in part only, thereby reducing unnecessary  
20 coding.

DESCRIPTION OF DRAWINGS

The accompanying drawings, which are included to provide a further understanding of the invention and are incorporated in and constitute a part of this specification, illustrate 5 embodiments of the invention and together with the description serve to explain the principles of the invention.

In the drawings:

FIG. 1 is a conceptual diagram of preset information applied to an object included in an audio signal according to an 10 embodiment of the present invention;

FIG. 2 is a block diagram of an audio signal processing apparatus according to an embodiment of the present invention;

FIG. 3 is a block diagram of a preset receiving unit in an audio signal processing apparatus according to an embodiment of 15 the present invention;

FIG. 4 is a flowchart of a method of processing an audio signal according to an embodiment of the present invention;

FIG. 5 is a diagram of a syntax according to an embodiment of the present invention;

20 FIG. 6 is a diagram of a syntax according to another embodiment of the present invention;

FIG. 7 is a diagram of a syntax according to a further embodiment of the present invention;

25 FIG. 8 is a block diagram of a preset rendering data receiving unit according to a further embodiment of the present

74420-461

invention;

FIG. 9 is a diagram of a syntax according to another further embodiment of the present invention;

FIG. 10 is a block diagram of an audio signal  
5 processing apparatus according to another embodiment of the present invention;

FIG. 11 is a schematic block diagram of a preset receiving unit implemented product according to an embodiment of the present invention;

10 FIG. 12 is a diagram for relations between a terminal and a server corresponding to the products shown in FIG. 11;

FIG. 13 is a schematic block diagram of a preset receiving unit implemented digital TV according to an embodiment of the present invention; and

15 FIG. 14 is a diagram of a display unit of a product including a preset receiving unit according to one embodiment of the present invention.

#### DESCRIPTION OF EMBODIMENTS

Additional features and advantages of some  
20 embodiments of the invention will be set forth in the description which follows, and in part will be apparent from the description, or may be learned by practice of the invention. The objectives and other advantages of some  
embodiments of the invention will be realized and attained by  
25 the structure particularly pointed out in the written

74420-461

description and claims thereof as well as the appended drawings.

A method of processing an audio signal according to one embodiment includes receiving the audio signal and preset  
5 information, wherein the audio signal includes at least one object; obtaining preset matrix from the preset information, wherein the preset matrix indicates contribution degree of the object to output channel; adjusting output level of the object according to the output channel by using the preset matrix; and  
10 outputting an audio signal including the object with adjusted output level, wherein the preset information is obtained based on preset presence information indicating that the preset information exists and preset number information indicating number of the preset information, wherein the preset matrix is  
15 obtained based on preset type information indicating that the preset information is represented in matrix.

Preferably, in some embodiments, the preset matrix is obtained based on output-channel information indicating that the output channel is one of mono, stereo and multi-channel.

20 Preferably, in some embodiments, the preset type information is represented in 1 bit.

More preferably, in some embodiments, dimension of the preset matrix is determined based on number of the object and number of the output channel.

25 An apparatus for processing an audio signal according to one embodiment includes an audio signal receiving unit receiving the audio signal including at least one object; a preset metadata receiving unit receiving preset metadata from

74420-461

preset information, wherein the preset metadata receiving unit obtains at least one of the preset metadata from at least one of the preset information; a preset rendering data receiving unit obtaining preset matrix from the preset information,  
5 wherein the preset matrix indicates contribution degree of the object to output channel and wherein the preset matrix corresponds to the preset metadata; a display unit displaying the preset metadata; an input unit receiving command for selecting one of the preset metadata; an object adjusting unit  
10 adjusting output level of the object according to the output channel by using the preset matrix corresponding to the selected preset metadata; and an output unit outputting an audio signal including the object with adjusted output level. Preferably, the display unit displays the selected preset  
15 metadata, when the output unit outputs the audio signal.

Preferably, in some embodiments, the display unit further displays the output level of the object.

Preferably, in some embodiments, the preset matrix is obtained based on output-channel information indicating that  
20 the output channel is one of mono, stereo and multi-channel.

Preferably, in some embodiments, the preset information is obtained based on preset number information indicating number of the preset information and wherein the preset matrix is obtained based on preset type information  
25 indicating that preset information is represented in matrix.

Preferably, in some embodiments, the preset information further comprises preset object applying

74420-461

information indicating whether the preset matrix to be applied to the objects exists.

Preferably, in some embodiments, the display unit further displays whether the preset matrix to be applied to the  
5 object exists based on the preset object applying information.

More preferably, in some embodiments, the display unit displays the preset metadata in text.

It is to be understood that both the foregoing general description and the following detailed description are  
10 exemplary and explanatory and are intended to provide further explanation of the invention as claimed.

Reference will now be made in detail to the preferred embodiments of the present invention, examples of which are illustrated in the accompanying drawings.

15 First of all, 'information' in this disclosure is construed as the terminology that generally includes values, parameters, coefficients, elements and the like an 'object' can be construed

as a source signal configuring an audio signal of a guitar, vocal, piano or the like. Their meaning can be construed as different occasionally, by which the present invention is non-limited.

In decoding an audio signal including a plurality of  
5 objects, the present invention provides a method of effectively decoding the audio signal using one of previously-set informations for adjusting the objects.

FIG. 1 is a conceptual diagram of preset information applied to an object included in an audio signal according to an  
10 embodiment of the present invention. In this disclosure, previously-set information for adjusting the object is named preset information. The preset information can indicate one of various modes selectable according to a characteristic of an audio signal or a listening environment. And, there can exist a  
15 plurality of preset information. Moreover, the preset information includes metadata for representing an attribute of the preset information or the like and rendering data applied to adjust the object. The metadata can be represented in a text type. The metadata not only indicates an attribute (e.g., concert hall mode,  
20 karaoke mode, news mode, etc.) of the preset information but also includes such relevant information for representing the preset information as a writer of the preset information, a written date, a name of an object having the preset information applied thereto and the like. Meanwhile, the rendering data is the data that is  
25 substantially applied to the object. The rendering data can have

one of various forms. Particularly, the rendering data can exist in a matrix type.

Referring to FIG. 1, preset information 1 may be a concert hall mode for providing sound stage effect enabling a music  
5 signal to be heard in a concert hall. Preset information 2 can be a karaoke mode for reducing a level of a vocal object in an audio signal. And, preset information n can be a news mode for raising a level of a speech object. Moreover, the preset information 2 includes metadata 2 and rendering data 2. If a user selects the  
10 preset information 2, the karaoke mode of the metadata 2 will be realized in a display unit and it is able to adjust a level by applying the rendering data 2 relevant to the metadata 2 to the object.

In this case, if rendering data is in a matrix type, it can  
15 include a mono matrix, a stereo matrix, or a multi-channel matrix. The mono matrix is the rendering data applied if an output channel of the object is mono. The stereo matrix is the rendering data applied if an output channel of the object is stereo. And, the multi-channel matrix is the rendering data applied if an  
20 output channel of the object is a multi-channel. Once an output channel of the object is determined, a matrix is determined using the determined output channel. It is then able to adjust a level by applying the matrix to the object.

Thus, using the metadata and the rendering data included in  
25 the preset information, the object is adjusted and an attribute

74420-461

or feature of the applied preset information is represented. Therefore, it is able to efficiently provide an audio signal having a user-specific effect.

FIG. 2 is a block diagram of an audio signal processing apparatus 200 according to an embodiment of the present invention.

Referring to FIG. 2, an audio signal processing apparatus 200 according to an embodiment of the present invention can include a preset information generating unit 210 and a preset information receiving unit 220 and an object adjusting unit 230.

The preset information generating unit 210 generates preset information for adjusting an object included in an audio signal. The preset information generating unit 210 can include a metadata generating unit 212 and a preset rendering data generating unit 214. The metadata generating unit 212 receives an input of text information for representing the preset information and is then able to generate preset metadata. As mentioned in the foregoing description, the preset metadata can be the information for representing a characteristic or attribute of the preset information. In this case, a metadata generating unit 212 can further generate preset length information indicating a character length number of the preset metadata. In this case, the preset length information can be represented as bytes, by which examples of the preset length information are non-limited.

Meanwhile, if information for a gain for adjusting a level of the object and a panning of the object is inputted to the

preset rendering data generating unit 214, it is able to generate preset rendering data to apply to the object. In this case, the preset rendering data can be generated per object and can be implemented in one of various types. For instance, the preset rendering data can be a preset matrix implemented in a matrix type. Moreover, the preset rendering data generating unit 214 can further generate preset type information(preset\_type\_flag) indicating whether the preset rendering data is represented in matrix. Besides, the preset rendering data generating unit 214 can further generate output-channel information indicating how many output channels the object have.

The preset length information and preset metadata generated by the metadata generating unit 212 and the preset type information, output-channel information and preset rendering data generated by the preset rendering data generating unit 214 can be transported by being included in one bitstream, and more particularly, by being included in an ancillary region of a bitstream including an audio signal.

Meanwhile, the preset information generating unit 210 can further generate preset presence information indicating whether the preset length information, the preset metadata, the preset type information, the output-channel information and the preset rendering data are included in a bitstream. The preset presence information can have a container type indicating information on the preset information exists in which region or a flag type, by

which examples of the preset presence information are non-limited.

Moreover, the preset information generating unit 210 is able to generate preset information. Each of the preset information includes the preset length information, the preset  
5 metadata, the preset type information, the output-channel information and the preset rendering data. In this case, the preset generating unit 210 can further generate preset number information indicating the number of the preset information.

The preset information receiving unit 220 receives preset  
10 information generated and transmitted by the preset information generating unit 210. And, the preset information receiving unit 220 can include a metadata receiving unit 222 and a preset rendering data receiving unit 224.

The metadata receiving unit 222 receives and then outputs  
15 the preset metadata and the preset rendering data receiving unit 224 receives the preset rendering data (e.g., preset matrix), of which details will be explained with reference to FIG. 3 and FIG. 4.

And, the object adjusting unit 230 receives an audio signal  
20 including a plurality of objects and the preset rendering data generated by the rendering data receiving unit 224. In this case, the preset rendering data is applied to the object, whereby a level or position of the object can be adjusted.

FIG. 3 is a block diagram of a metadata receiving unit 310  
25 and preset rendering data receiving unit 320 included in a preset

74420-461

information receiving unit 220 of an audio signal processing apparatus 200 according to an embodiment of the present invention.

Referring to FIG. 3, a metadata receiving unit 310 includes a preset length information receiving unit 312 and a preset  
 5 metadata receiving unit 314. The preset length information receiving unit 312 receives preset length information indicating a length of preset metadata for representing the preset information and then obtains the length of the preset metadata. Subsequently, the preset metadata receiving unit 314 reads a  
 10 bitstream amounting to the length indicated by the preset length information and then receives the preset metadata. Moreover, the preset metadata receiving unit 314 converts the preset metadata, which is the metadata indicating a type or attribute of the preset information, to a text type and then outputs the converted  
 15 preset metadata of the text type.

The preset rendering data receiving unit 320 includes a preset type flag receiving unit 322, an output-channel information receiving unit 324 and a preset matrix receiving unit 326. The preset data type flag receiving unit 322 receives a  
 20 preset type flag (preset\_type\_flag) indicating whether the preset rendering data has a matrix type. In this case, the meaning of the preset type flag is shown in Table 1.

[Table 1]

Preset type flag	Meaning
0	Type of preset rendering data is not matrix.

1	Type of preset rendering data is matrix.
---	------------------------------------------

If the preset type flag indicates a case that a type of preset rendering data is matrix, the output-channel information receiving unit 324 receives output-channel information indicating the number of output channels on which object included in an audio signal will be played back. The output-channel information can include mono channel, stereo channel or multi-channel (5.1 channel), by which examples of the output-channel information is non-limited.

The present matrix receiving unit 326 receives and outputs a preset matrix indicating contribution degree of the object to output channel and corresponding to the preset metadata based on the output-channel information. In this case, the preset matrix can include one of a mono preset matrix, a stereo preset matrix and a multi-channel preset matrix. Dimension of the preset matrix is determined based on number of the object and number of the output channel. Therefore, the preset matrix may have a form of (the number of objects) \* (the number of output channels). For instance, if there are n objects included in an audio signal and an output channel from the output-channel information receiving unit 324 corresponds to 5.1 channel (i.e., six channels), the preset matrix receiving unit 326 is able to put a preset multi-channel matrix shown in Formula 1 implemented in n\*6 form.

[Formula 1]

$$M_{ren} = \begin{bmatrix} m_{0,Lf} & m_{0,Rf} & m_{0,C} & m_{0,Lfe} & m_{0,Ls} & m_{0,Rs} \\ \dots & \dots & \dots & \dots & \dots & \dots \\ m_{N-1,Lf} & m_{N-1,Rf} & m_{N-1,C} & m_{N-1,Lfe} & m_{N-1,Ls} & m_{N-1,Rs} \end{bmatrix}$$

In Formula 1, a matrix component  $m_{a,b}$  is a gain value indicating an extent that an  $a^{\text{th}}$  object is included in a  $b^{\text{th}}$  channel. Subsequently, the preset multi-channel matrix can adjust  
 5 a level of the corresponding object by being applied to an audio signal.

Thus, the preset information receiving unit 220 of the present invention efficiently represents the preset metadata by reading a bitstream of a necessary amount using the preset length  
 10 information and is able to effectively adjust a gain of an object included in an audio signal and the like by obtaining the preset matrix based on the output-channel information.

FIG. 4 is a flowchart of a method of processing an audio signal according to an embodiment of the present invention.

15 Referring to FIG. 4, an audio signal including a at least one object is received [S410]. And, preset presence information indicating whether preset information exists to adjust a gain or panning of an object is received [S415]. If the preset information exists, preset number information indicating how many  
 20 (n) preset information exists is received [S420]. The preset number information assumes that the preset information exists and can be represented as '(the number of actually-existing preset information)-1'. Subsequently, preset length information

indicating how many bits(or bytes) metadata for representing the preset information has is received [S430]. Based on the preset length information, preset metadata is received [S435]. For instance, a karaoke mode, a concert hall mode, a news mode or the like is outputted [S437]. In this case, the preset metadata can have a text type. As mentioned in the foregoing description, the preset metadata may include the metadata data disclosing preset information writer, a written date, a name of an object adjusted by preset information or the like as well as the metadata representing a sound stage effect of the preset information, by which examples of the preset metadata are non-limited.

Subsequently, preset type information indicating a type of preset rendering data included in the preset information is received [S440]. Based on the preset type information, it is determined whether a type of the preset data is a matrix type [S445]. If the type of the preset data is the matrix type ['yes' in the step S445], output-channel information indicating how many object channels of an object exist is received [S450]. Based on the output-channel information, a corresponding preset matrix among encoded preset matrix is received [S455]. Dimension of the preset matrix is determined based on number of the object and the number of the output channel. For instance, if an output channel of object is stereo, a received preset matrix will be a stereo preset matrix of '(number of object) \* 2' type.

It is determined whether  $i$  of preset information( $i^{\text{th}}$ )

including the above-received preset length information, preset metadata, preset type information, output-channel information and preset matrix is smaller than the number (n) of presets indicated by the preset number information [S460]. If the i is smaller than  
5 the preset number information ['yes' in the step S460], the routine goes back to the step S430 and then iterates the step of receiving preset length information of a next preset [(i+1)<sup>th</sup>]. If the i<sup>th</sup> preset is equal to the preset number information ['no' in the step S460], a level of the object is adjusted by applying the  
10 preset matrix to the audio signal [S465]. Meanwhile, if the preset matrix is not presented in matrix['no' in the step S445], preset data implemented in a type except the matrix set up by an encoder is received [S457]. A level of the object is then adjusted by applying the received preset data to the audio signal  
15 [S468]. Subsequently, it is able to output an audio signal including the adjusted object [S470].

The step S465 of adjusting the object by applying the preset matrix can use a preset matrix determined by a user's selection [not shown in the drawing]. The user is able to select  
20 the preset metadata corresponding to the preset matrix, the preset metadata outputted in the step S437 of the outputting the metadata. For instance, if a user selects metadata represented as a karaoke mode from preset metadata, a preset matrix corresponding to the preset metadata of the karaoke mode is  
25 selected from the received preset matrix [S455] based on the

output-channel information. Subsequently, a level of the object is adjusted by applying the selected preset matrix corresponding to the karaoke mode to the audio signal. The audio signal including the adjusted object is then outputted.

5 FIG. 5 is a diagram of a syntax according to an embodiment of the present invention.

Referring to FIG. 5, informations relevant to preset information can exist in a header region of a bitstream. So, it is able to obtain preset number information (bsNumPresets) from  
10 the header region of the bitstream.

If the preset number information exists [if(bsNumPresets)], the number of preset information, which is indicated by the preset number information) is obtained [numPresets = bsNumPresets + 1]. For instance, if one preset information exists, the preset  
15 number information can set 'bsNumPresets' to 0. In this case, the actual number of preset information is recognized and used as '(preset number information) + 1'. The preset number information can be firstly received from the bitstream.

Based on the preset number information, it is able to  
20 obtain information indicating a type of preset rendering data per preset information ( $i^{\text{th}}$  preset) (bsPresetType[i]). If a case of transferring the preset rendering data in a matrix type is defined as a specific preset type (a case of transferring bsPresetType[i] when a matrix type), information indicating a  
25 type of the preset rendering data can be the aforesaid preset

type information (`preset_type_flag`) indicating whether the preset rendering data was generated and transferred in a matrix type. In this case, the preset type information can be represented as one bit.

5           If the preset rendering data included in the  $i^{\text{th}}$  preset information is the matrix type (`bsPresetType[i]`), output-channel information (`bsPresetCh[i]`) indicating how many channels an output channel has is obtained. And, a preset matrix for adjusting a level of object included in an audio signal is  
10           obtained based on the output-channel information (`getRenderingMatrix()`).

FIG. 6 is a diagram of a syntax representing an audio signal processing method according to another embodiment of the present invention. Preset information exists in a header region  
15           and can be then applied to all frames identically. Alternatively, preset information is applied variable according to time (hereinafter named 'time-variable') to effectively adjust a level of an object. If preset information is time-variable, information relevant to the preset information should be included per frame.  
20           Therefore, information indicating whether preset information is included per frame is included in a header, whereby a bitstream can be effectively configured.

Referring to FIG. 6, a syntax indicating whether the preset information is included per frame is shown. This syntax is  
25           similar to the former syntax shown in FIG. 5 which indicates the

audio signal processing method shown in FIG. 5. Yet, the syntax shown in FIG. 6 can include preset time-varying flag information (bsPresetTimeVarying[i]) indicating whether preset information exists time-variably, i.e., per frame after output-channel information (bsPresetCh[i]) has been obtained. If the preset time-varying flag information is included in a header region of a bitstream, a level of an object is adjusted using preset matrix and reset metadata included in a frame region of the bitstream. If the preset time-varying flag information exists in a header, it is determined whether there is an update of preset information per frame. If there is no update, a separate flag is set to 'keep'. If there is an update, a separate flag is set to 'read'. Thus, it is able to efficiently set up a bitstream by setting up the separate flag.

Moreover, preset presence information (bsPresetExists) indicating whether preset information exists in a bitstream. If the preset presence information indicates the preset information does not exist in the bitstream, a loop for obtaining preset number information (bsNumPresets), preset type information (bsPresetType[i]), output-channel information (bsPresetCh[i]) and preset time-varying flag information (bsPresetTimeVarying[i]) may not be performed. The preset presence information can be omitted from the syntax if necessary.

FIG. 7 is a diagram of a syntax representing an audio signal processing method according to a further embodiment of the

present invention. The above-explained preset matrix is a matrix of '(number of objects) \* (number of output channels)' type and indicates contribution degree of the object to output channel. In this case, by receiving to use information on some of the objects  
5 only, the number of transferred bits can be reduced in aspect of efficiency. Therefore, a further embodiment of the present invention proposes a syntax for an audio signal processing method for adjusting a specific object only using preset information.

Referring to Fig. 7, a syntax can further include preset  
10 object applying information (bsPresetObject[i][j]) indicating whether preset information for adjusting an object level is applied to each object. Using the preset object applying information, it is able to announce whether preset information includes information on a corresponding object. The preset object  
15 applying information can exist in a header region of a bitstream. If preset information is time-varying, as shown in FIG. 6, the preset object applying information can exist in a frame. It is able to announce that preset information for each object includes information on the corresponding object, as shown in FIG. 7. And,  
20 an object index indicating a presence or non-presence of the inclusion can be included in a bitstream. If the object index is used, it is able to configure a bitstream more conveniently using an exit character.

In case of performing coding in lossless coding using  
25 Huffman table or the like, the exit character designs a table to

74420-461

have parameters outnumbering actual parameters by 1. In this case, the additionally allocated parameter can be defined as an exit parameter. In particular, if an exit parameter is obtained from a bitstream, it can be used by being defined as receiving all  
5 corresponding information. For instance, if preset information includes information on two of total 10 objects only (information on a 3<sup>rd</sup> object and information on an 8<sup>th</sup> object), it is able to effectively configure a bitstream in a manner of transferring Huffman index corresponding to the 3<sup>rd</sup> and 8<sup>th</sup> objects and Huffman  
10 index corresponding to an exit parameter in turn.

FIG. 8 is a block diagram of a preset rendering data receiving unit for generating a preset matrix step by step according to a further embodiment of the present invention.

Referring to FIG. 8, a preset rendering data receiving unit  
15 320 includes a preset data type flag receiving unit 322, an output-channel information receiving unit 324 and a preset matrix receiving unit 326. The rest of elements have the same configurations and effects of the present rendering data receiving unit 224/320 shown in FIG. 2/3 and their details will  
20 be omitted in the following description.

Meanwhile, the preset matrix receiving unit 326, a shown in FIG. 8, includes a mono type preset matrix receiving unit 810, a stereo type preset matrix generating unit 820 and a multi-channel type preset matrix generating unit 830.

25 The mono type preset matrix receiving unit 810 receives a

74420-461

mono preset matrix represented as a matrix of '(number of objects)  
type from a preset generating unit (not shown in the drawing). If  
output-channel information received from the output-channel  
information receiving unit 324 is mono, the mono preset matrix is  
5 outputted as it is. The outputted mono preset matrix is applied  
to an audio signal to adjust a level of object.

Meanwhile, if the output-channel information is stereo, the  
mono preset matrix is inputted to the stereo type preset matrix  
generating unit 820. Channel extension information is further  
10 inputted to generate a stereo preset matrix of '(number of  
objects) \* 2' type. If the output-channel information indicates a  
multi-channel, the stereo preset matrix and multi-channel  
extension information are inputted to the multi-channel type  
preset matrix generating unit 830 to generate a multi-channel  
15 preset matrix of '(number of objects) \* 6' type.

Thus, an encoder generates a mono preset matrix only and  
the preset matrix receiving unit 326 generates a preset matrix  
step by step using the channel extension information. Hence, if a  
playback configuration is limited to stereo only, it is able to  
20 save the number of transported bits. And, a preset matrix for a  
stereo or multi channel may not be transferred redundantly.

An audio signal processing method according to a further  
embodiment of the present invention proposes a method of  
transferring a gain value in transmitting preset information or  
25 transmitting a normalized preset matrix if necessary. This can be

extended to a method of transmitting a gain value only if a gain is needed to adjust an object included in an audio signal or transmitting a whole preset matrix with ease. For instance, in order to transfer a preset matrix shown in Formula 1, n\*6 gain 5 informations should be transmitted in the first place. In this case, the gain information can be calculated as Formula 2.

[Formula 2]

$$G_i = \sum_{j=0}^{nCH} m_{i,j}^2$$

In Formula 2, 'i' indicates an object, 'j' indicates an 10 output channel, and 'nCH' indicates the number of output channels. Since the  $G_i$  exist as many as the number of objects, the number of n is required for preset information.

If panning information is necessary as well as the gain information, a normalized preset matrix is additionally used. In 15 this case, the normalized preset matrix can be defined as Formula 3.

[Formula 3]

$$M_{norm} = \begin{bmatrix} \hat{m}_{0,Lf} & \hat{m}_{0,Rf} & \dots \\ \dots & \dots & \dots \\ \hat{m}_{N-1,Lf} & \dots & \dots \end{bmatrix}$$

$$\hat{m}_{i,j} = \frac{m_{i,j}}{G_i}$$

20 In case of using the gain information and the normalized preset matrix in the above-explained manner, n\*6 gain informations should be transferred. Yet, due to normalization

characteristics, there is such a characteristic as  $0 \leq \hat{m} \leq 1$  and a value of  $\log_{10}$  of  $\hat{m}^2$  is always equal to or smaller than 0. Hence, in case of using a table of channel level difference information for quantization of gain information, a half of the related art table is used only. This can save a size of necessary data as well as bitrate rather than receiving to use a non-normalized preset matrix without transferring gain information separately. Moreover, since gain information can be included in preset information only, it is able to use the preset information in scalable way.

FIG. 9 is a diagram of a syntax according to another further embodiment of the present invention, in which gain information and panning relevant information are transferred by being separately included in the preset information. The gain information and the panning information can be included in a header or frame region.

Referring to FIG. 9, an *Italic* part indicates that an actual preset value is received from a bitstream. Various noiseless coding schemes are available and are represented as functions in FIG. 9. For instance, if the above informations exist in the frame region, it is checked whether preset information exists. If the preset information exists, preset number information is received. Subsequently, gain information is received in the first place. The gain information is the information indicating that a corresponding object will be

reproduced into a prescribed gain value. In this case, the gain information can be the aforesaid  $G_i$  or an arbitrary downmix gain (hereinafter abbreviated ADG) generated if a level of audio signal is adjusted by an external input value.

5           Additionally obtained panning information can have one of various types. The panning information can include the aforesaid normalized preset matrix. And, the panning information can be divided into stereo panning information and multi-channel panning information.

10           FIG. 10 is a block diagram of an audio signal processing apparatus according to another embodiment of the present invention.

Referring to FIG. 10, an audio signal processing apparatus according to another embodiment of the present invention mainly  
15 includes a downmixing unit 1010, an object information generating unit 1020, a preset information generating unit 1030, a downmix signal processing unit 1040, an information processing unit 1050 and a multi-channel decoding unit 1060.

First of all, a plurality of objects are inputted to the  
20 downmixing unit 1010 and then generated into a mono or stereo downmix signal. A plurality of the objects are also inputted to the object information generating unit 1020 and then generated into object level information indicating a level of object, object gain information indicating an extent of object included  
25 in a downmix channel in case of a gain value of object included

in a downmix signal and/or a stereo downmix signal, and object information including object correlation information indicating correlation or non-correlation between objects.

Subsequently, the downmix signal and the object information  
5 are inputted to the preset information generating unit 1030 to be generated into preset information including preset rendering data for adjusting the level of the object and preset metadata for representing the preset information. A process for generating the preset rendering data and the preset metadata is as good as  
10 explained in the foregoing description of the audio signal processing apparatus and method shown in FIGs. 1 to 9, of which details will be omitted in the following description. Meanwhile, the object information generated by the object information generating unit 1020 and the preset information generated by the  
15 preset information generating unit 1030 can be transferred by being included in SAOC bitstream.

The information processing unit 1050 includes an object information processing unit 1051 and a preset information receiving unit 1052. And, the information processing unit 1050  
20 receives the SAOC bitstream.

The preset information receiving unit 1052 receives the above-mentioned preset presence information, preset number information, preset length information, preset metadata, preset type information, output-channel information and preset matrix  
25 from the SAOC bitstream and uses the methods according to the

various embodiments explained for the audio signal processing method and apparatus shown in FIGs. 1 to 9. And, the preset information receiving unit 1052 outputs preset metadata and preset matrix. The object information processing unit 1051  
5 receives the preset metadata and the preset matrix and then generates downmix processing information for preprocessing a downmix signal and multi-channel information for upmixing the downmix signal using the object information included in the SAOC bitstream together with the preset metadata and the preset matrix.

10 Subsequently, as the downmix processing information is inputted to the downmix signal processing unit 1040, it is able to perform panning of the object included in the downmix signal. The above-preprocessed downmix signal is inputted to the multi-channel decoding unit 1060 together with the multi-channel  
15 information outputted from the information processing unit 1050 and is then upmixed to generate a multi-channel audio signal.

Thus, in decoding an audio signal including a plurality of objects into a multi-channel signal using object information, an audio signal processing apparatus according to the present  
20 invention is facilitated to adjust a level of the object using preset information. In doing so, the audio signal processing apparatus according to the present invention effectively performs a level adjustment of object using matrix type data received based on output-channel information as a preset matrix applied to  
25 the object. And, the audio signal processing apparatus according

to the present invention is able to enhance coding efficiency by outputting preset metadata based on preset length information transferred from an encoder side.

FIG. 11 is a schematic block diagram of a product  
5 implementing a preset information receiving unit including a metadata receiving unit and a preset rendering data receiving unit according to an embodiment of the present invention, and FIG. 12 is a diagram for relations between a terminal and a server corresponding to the products shown in FIG. 11.

10 Referring to FIG. 11, a wire/wireless communication unit 1110 receives a bitstream by wire/wireless communication system. In particular, the wire/wireless communication unit 1110 can include at least one selected from the group consisting of a wire communication unit 1111, an infrared communication unit 1112, a  
15 Bluetooth unit 1113 and a wireless LAN communication unit 1114.

A user authenticating unit 1120 receives an input of user information and then performs user authentication. The user authenticating unit 1120 can include at least one selected from the group consisting of a fingerprint recognizing unit 1121, an  
20 iris recognizing unit 1122, a face recognizing unit 1123 and a voice recognizing unit 1124. In this case, the user authentication can be performed in a manner of receiving an input of fingerprint information, iris information, face contour information or voice information, converting the inputted  
25 information to user information, and then determining whether the

user information matches registered user data.

An input unit 1130 is an input device enabling a user to input various kinds of commands. And, the input unit 1130 can include at least one selected from the group consisting of a  
5 keypad unit 1131, a touchpad unit 1132 and a remote controller unit 1133, by which examples of the input unit 1130 are non-limited. Meanwhile, if preset metadata for preset information outputted from a metadata receiving unit 1141, which will be explained later, are visualized on a screen via a display unit  
10 1162, a user is able to select the preset metadata via the input unit 1130 and information on the selected preset metadata is inputted to a control unit 1150.

A signal decoding unit 1140 includes a metadata receiving unit 1141 and a preset rendering data receiving unit 1142. The  
15 metadata receiving unit 1141 receives preset length information and then receives preset metadata based on the received preset length information. If a preset is represented as a matrix by preset type information, the preset rendering data receiving unit 1142 receives output-channel information and then receives a  
20 preset matrix, which is preset rendering data, based on the received output-channel information. The signal decoding unit 1140 generates an output signal by decoding an audio signal using the received bitstream, preset metadata and preset matrix and outputs the preset metadata of a text type.

25 A control unit 1150 receives input signals from the input

devices and controls all processes of the signal decoding unit 1140 and an output unit 1160. As mentioned in the foregoing description, if information on selected preset metadata is inputted to the control unit 1150 from the input unit 1130, the  
5 preset rendering data receiving unit 1142 receives a preset matrix corresponding to the selected preset metadata and then decodes an audio signal using the received preset matrix.

And, an output unit 1160 is an element for outputting an output signal and the like generated by the signal decoding unit  
10 1140. the output unit 1160 can include a speaker unit 1161 and a display unit 1162. If an output signal is an audio signal, it is outputted via the speaker unit 1161. if an output signal is a video signal, it is outputted via the display unit 1162. Moreover, the output unit 1160 visualizes the preset metadata inputted from  
15 the control unit 1150 on a screen via the display unit 1162.

FIG. 12 shows relations between terminals or between a terminal and a server, each of which corresponds to the product shown in FIG. 11.

Referring to (A) of FIG. 12, it can be observed that  
20 bidirectional communications of data or bitstreams can be performed between a first terminal 1210 and a second terminal 1220 via wire/wireless communication units.

Referring to (B) of FIG. 12, it can be observed that wire/wireless communications can be performed between a server  
25 1230 and a first terminal 1240.

FIG. 13 is a schematic block diagram of a broadcast signal decoding device 1300 implementing a preset information receiving unit including a metadata receiving unit and a preset rendering data receiving unit according to one embodiment of the present invention.

Referring to FIG. 13, a demultiplexer 1320 receives a plurality of data related to a TV broadcast from a tuner 1310. The received data are separated by the demultiplexer 1320 and are then decoded by a data decoder 1330. Meanwhile, the data separated by the demultiplexer 1320 can be stored in such a storage medium 1350 as an HDD. The data separated by the demultiplexer 1320 are inputted to a decoder 1340 including an audio decoder 1341 and a video decoder 1342 to be decoded into an audio signal and a video signal. The audio decoder 1341 includes a metadata receiving unit 1341A and a preset rendering data receiving unit 1341B according to one embodiment of the present invention. The metadata receiving unit 1341A receives preset length information and then receives preset metadata based on the received preset length information. If preset information is represented in a matrix, the preset rendering data receiving unit 1341B receives output-channel information and then receives a preset matrix, which is preset rendering data, based on the received output-channel information. The audio decoder 1341 generates an output signal by decoding an audio signal using the received bitstream, preset metadata and preset matrix and outputs

the preset metadata of a text type.

A display unit 1370 visualizes the video signal outputted from the video decoder 1342 and the preset metadata outputted from the audio decoder 1341. The display unit 1370 includes a  
5 speaker unit (not shown in the drawing). And, an audio signal, in which a level of an object outputted from the audio decoder 1341 is adjusted using the preset matrix, is outputted via the speaker unit included in the display unit 1370. Moreover, the data decoded by the decoder 1340 can be stored in the storage medium  
10 1350 such as the HDD.

Meanwhile, the signal decoding device 1300 can further include an application manager 1360 capable of controlling a plurality of data received by having information inputted from a user.

15 The application manager 1360 includes a user interface manager 1361 and a service manager 1362. The user interface manager 1361 controls an interface for receiving an input of information from a user. For instance, the user interface manager 1361 is able to control a font type of text visualized on the  
20 display unit 1370, a screen brightness, a menu configuration and the like. Meanwhile, if a broadcast signal is decoded and outputted by the decoder 1340 and the display unit 1370, the service manager 1362 is able to control a received broadcast signal using information inputted by a user. For instance, the  
25 service manager 1362 is able to provide a broadcast channel

setting, an alarm function setting, an adult authentication function, etc. The data outputted from the application manager 1360 are usable by being transferred to the display unit 1370 as well as the decoder 1340.

5           FIG. 14 is a diagram of a display unit of a product including a preset information receiving unit according to one embodiment of the present invention. A display unit is able to visualize all preset metadata included in a bitstream. For instance, karaoke mode, concert hall mode and news mode, as shown  
10 in FIG. 14, are entirely visualized on a screen.

          If a user selects one of the preset metadata, the display unit visualizes objects of which levels are adjusted in a manner that a preset matrix corresponding to the karaoke mode is applied to a plurality of objects. For instance, if a user selects the  
15 karaoke mode, a configuration of setting a level of a vocal object to a minimum can be visualized. Moreover, if a user selects the news mode, a preset matrix applied to an audio signal will lower levels of objects except a vocal object.

          Referring to FIG. 14, if the news mode is selected, the  
20 display unit is able to visualize a configuration that a level of a vocal object is raised higher than that in the karaoke mode while levels of the rest of objects are set to minimums.

          Therefore, in a manner of visualizing levels of objects adjusted by a preset matrix as well as the preset metadata  
25 indicating a preset on a display unit, a user is able to listen

74420-461

to an audio signal having a specific sound sage effect by selecting a specific preset mode appropriately.

INDUSTRIAL APPLICABILITY

5           Accordingly, the present invention is applicable to encoding and decoding audio signals.

          While the present invention has been described and illustrated herein with reference to the preferred embodiments thereof, it will be apparent to those skilled in the art that  
10 various modifications and variations can be made therein without departing from the scope of the invention. Thus, it is intended that the present invention covers the modifications and variations of this invention that come within the scope of the appended claims and their equivalents.

. 74420-461

CLAIMS:

1. A method of processing an audio signal, comprising:  
receiving the audio signal, wherein the audio signal includes at least one object;
- 5 receiving preset information, the preset information being one or more, each preset information including preset metadata representing an attribute of the preset information and preset rendering data for rendering the at least one object;
- 10 obtaining a preset matrix from the preset information, wherein the preset matrix indicates a contribution degree of the at least one object to an output channel;  
adjusting output level of the at least one object according to the output channel by using the preset matrix; and
- 15 outputting an adjusted audio signal including the at least one object with adjusted output level,  
wherein the preset information is obtained based on preset presence information indicating that the preset information exists and preset number information indicating how  
20 many preset information exist,  
wherein the preset matrix is obtained based on preset type information indicating that the preset rendering data is in a matrix type.

. 74420-461

2. The method of claim 1, wherein the preset matrix is obtained based on output-channel information indicating that the output channel is one of mono, stereo and multi-channel.

3. The method of claim 2, wherein the preset type  
5 information is represented in 1 bit.

4. The method of claim 1, further comprising determining a dimension of the preset matrix based on the number of the objects and a number of the output channels.

5. An apparatus for processing an audio signal,  
10 comprising:

an audio signal receiving unit for receiving the audio signal, the audio signal including at least one object;

a preset information receiving unit for receiving preset information, the preset information being one or more,  
15 each preset information including preset metadata representing an attribute of the preset information and preset rendering data for rendering the at least one object, wherein the preset information receiving unit includes a preset metadata receiving unit adapted to receive preset metadata from the preset  
20 information,

wherein the preset information receiving unit includes a preset rendering data receiving unit adapted to obtain a preset matrix from the preset information, wherein the preset matrix indicates a contribution degree of the at least  
25 one object to an output channel;

. 74420-461

an object adjusting unit for adjusting output level of the at least one object according to the output channel by using the preset matrix; and

an output unit for outputting an adjusted audio  
5 signal including the at least one object with adjusted output level,

wherein the preset information receiving unit is adapted to obtain the preset information based on received preset presence information indicating that the preset  
10 information exists and on received preset number information indicating how many preset information exist,

wherein said preset rendering data receiving unit is adapted to obtain the preset matrix based on received preset type information indicating that the preset rendering data is  
15 in a matrix type.

6. The apparatus of claim 5, wherein the preset rendering data receiving unit obtains the preset matrix based on output-channel information indicating that the output channel is one of mono, stereo and multi-channel.

20 7. The apparatus of claim 6, wherein the preset type information is represented in 1 bit.

8. The apparatus of claim 5, wherein a dimension of the preset matrix is determined based on a number of the object and a number of the output channels.

25 9. An apparatus for processing an audio signal, comprising:

. 74420-461

an audio signal generating unit for generating the audio signal downmixing at least one object;

a preset information generating unit for generating preset information, said preset information being one or more,  
5 each preset information including preset metadata representing an attribute of the preset information and preset rendering data for rendering the at least one object, said preset information generating unit including:

a preset metadata generating unit for generating  
10 preset metadata for each preset information; and

a preset rendering data generating unit for generating for each preset information a preset matrix indicating a contribution degree of the object to an output channel and preset type information indicating that the  
15 rendering data is in a matrix type.

10. The apparatus of claim 9, wherein the preset rendering data generating unit further generates output-channel information indicating that the output channel is one of mono, stereo and multi-channel.

20 11. A method of processing an audio signal, comprising:  
generating the audio signal downmixing at least one object;

generating preset presence information indicating whether preset information exists or not;

25 generating preset number information indicating how many preset information exist;

74420-461

generating preset information, said preset information being one or more, each preset information including preset metadata representing an attribute of the preset information and preset rendering data for rendering the  
5 at least one object, said step of generating preset information including the steps of:

generating for each preset information preset metadata representing the preset information;

10 generating for each preset information a preset matrix indicating a contribution degree of the object to an output channel; and

generating for each preset information preset type information indicating that the rendering data is in a matrix type.

FIG. 1

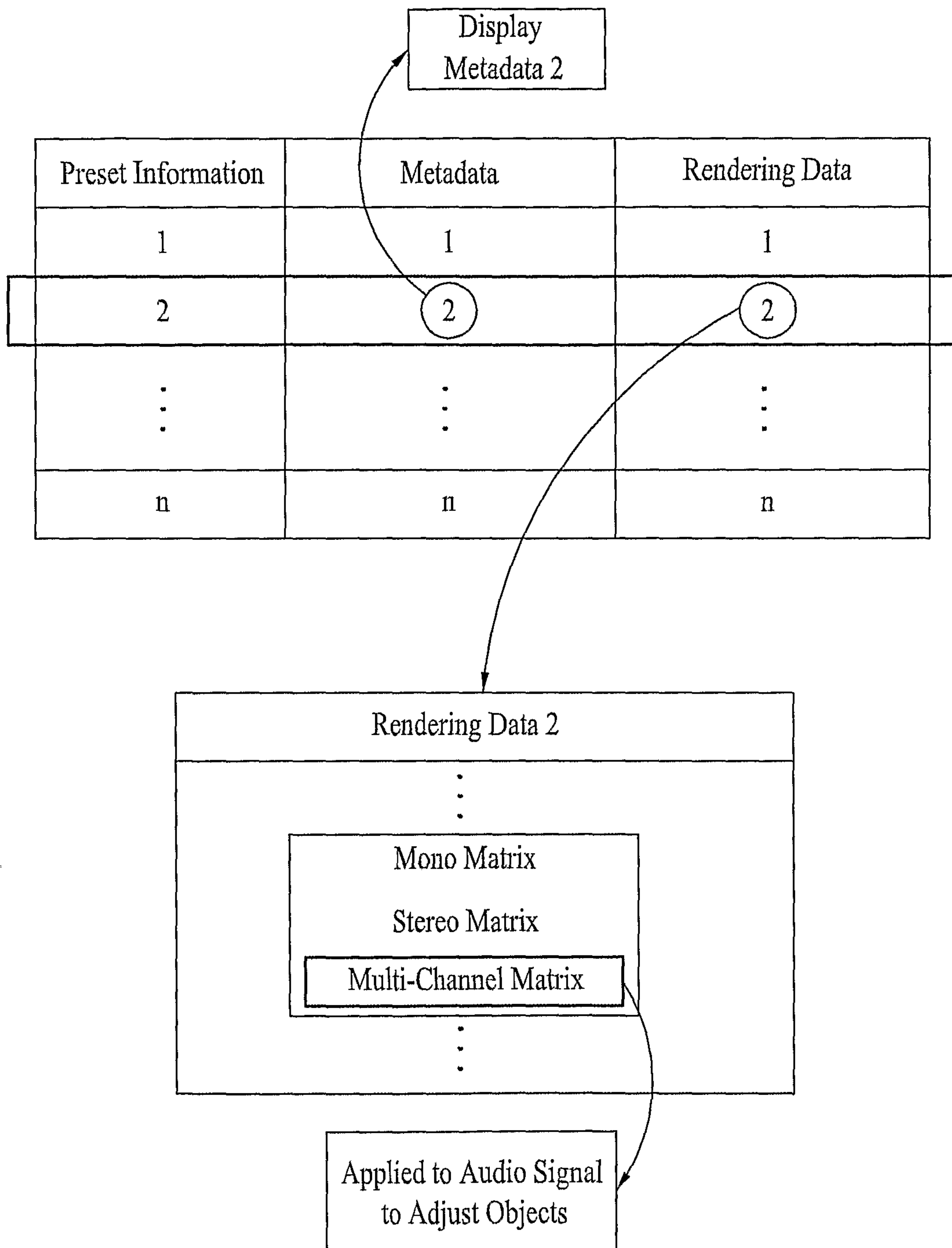


FIG. 2

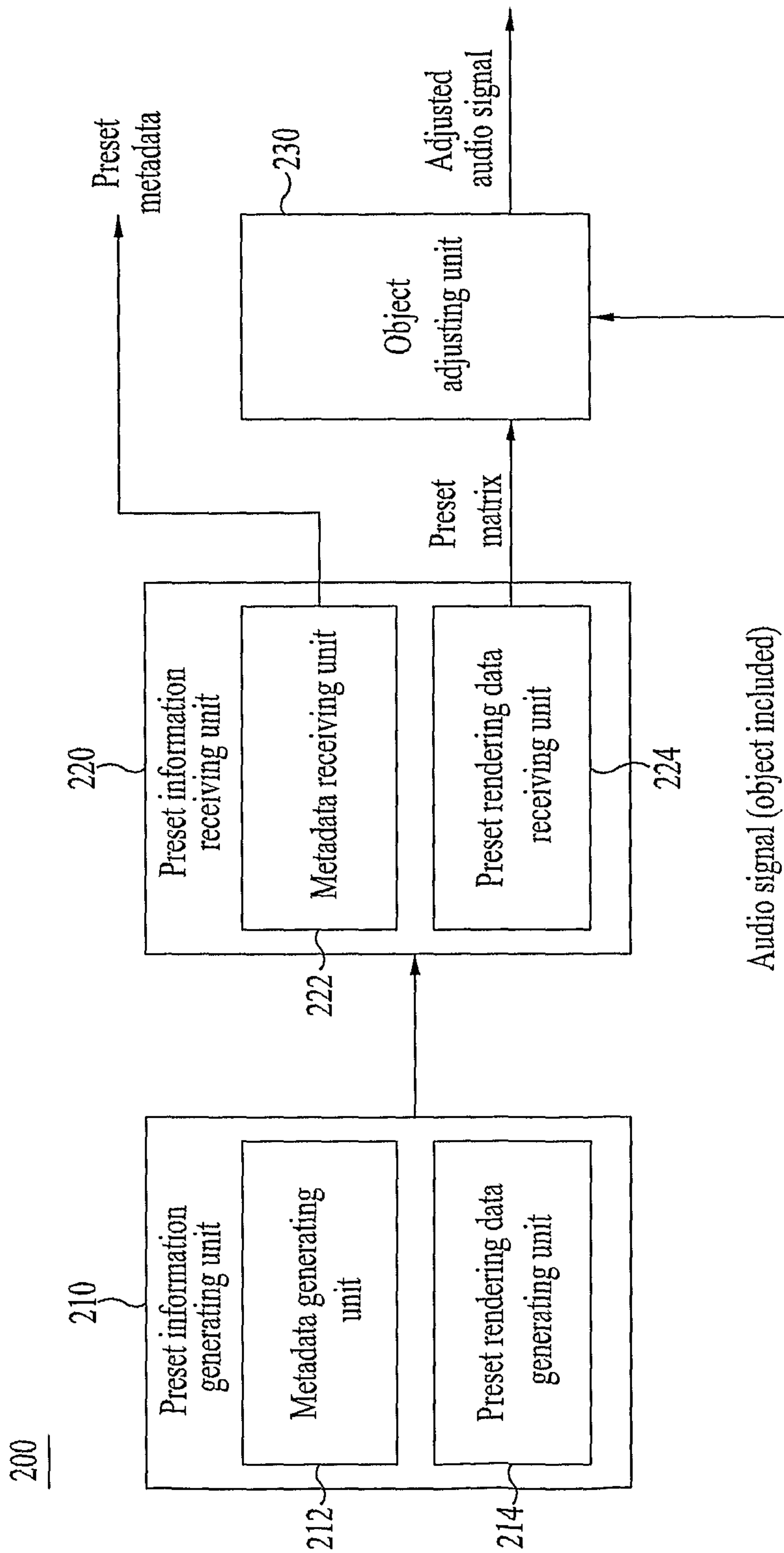


FIG. 3

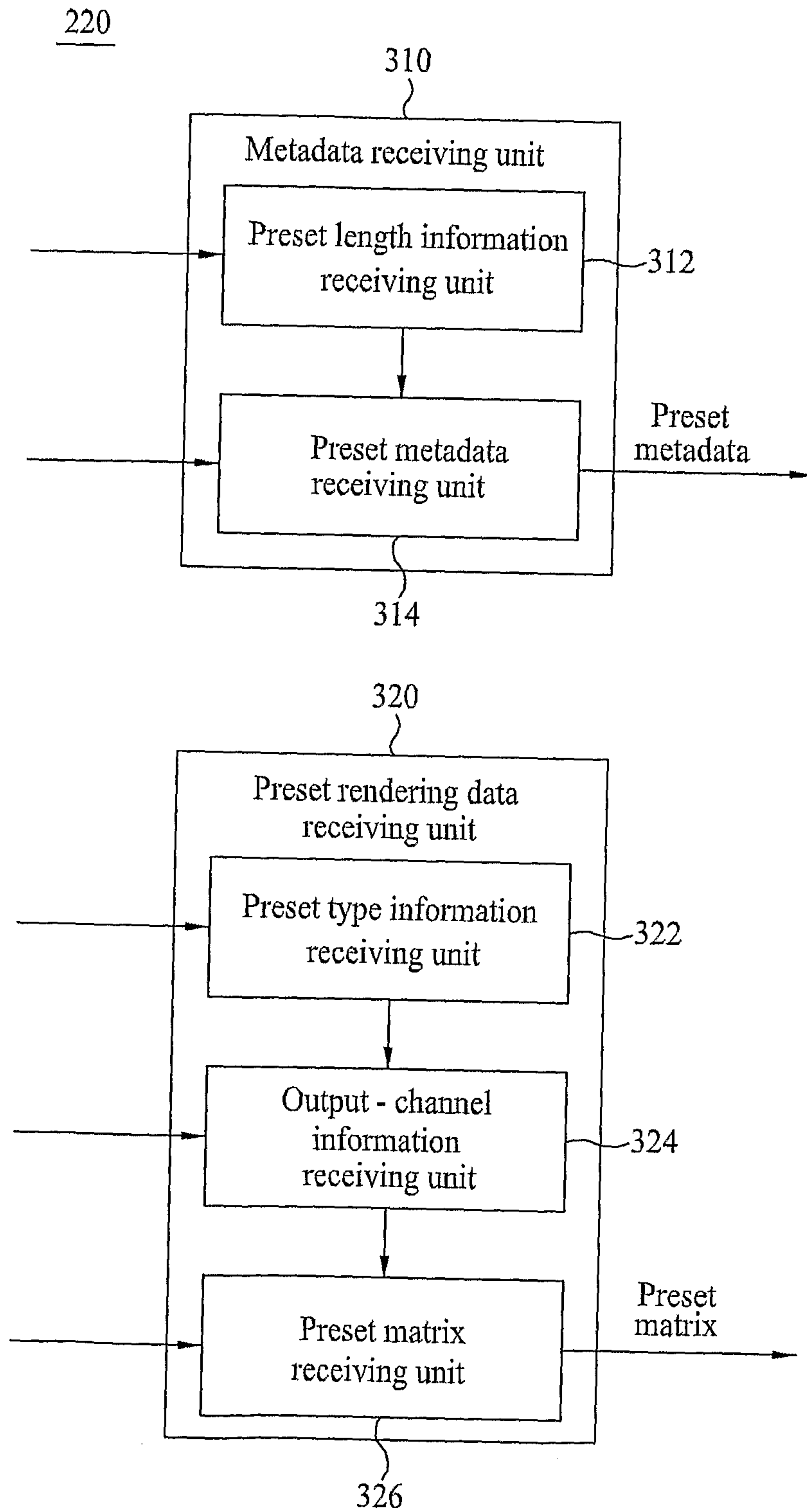
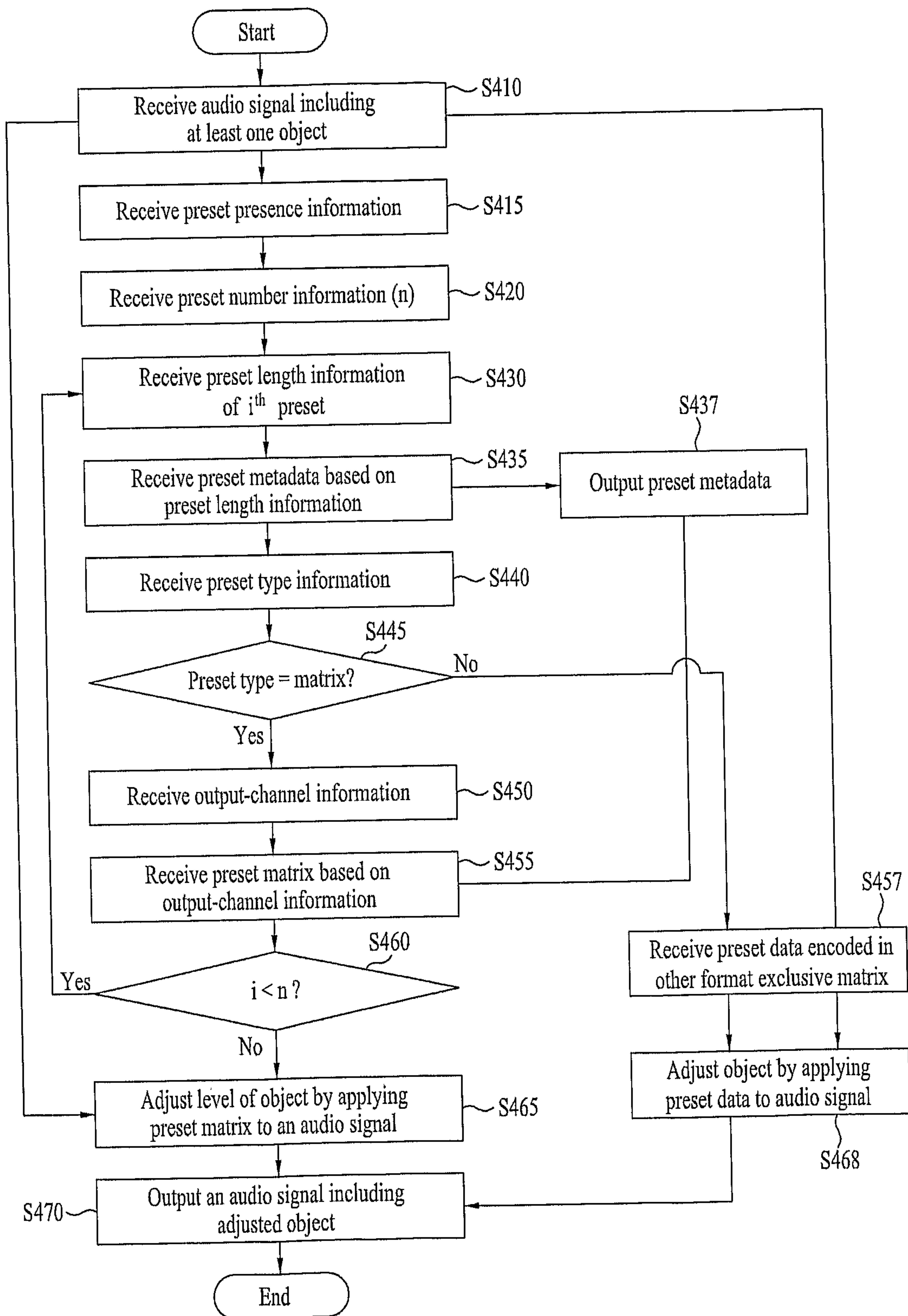


FIG. 4



5/14

FIG. 5

```
Header()
{
    ...
    bsNumPresets;
    If (bsNumPresets)
    {
        numPresets = bsNumPresets + 1;

        for (i=0; i<numPresets; i++)
            bsPresetType[i]
            if(bsPresetType[i])
                bsPresetCh[i];
                getRenderingMatrix()
    }
}
```

6/14

FIG. 6

```
Header()
{
    ...
    bsPresetExists;
    If (bsPresetExists)
    {
        bsNumPresets;
        numPresets = bsNumPresets + 1;

        for (i=0; i<numPresets; i++) {
            bsPresetType[i];
            if (bsPresetType[i])
                bsPresetCh[i];
            bsPresetTimeVarying[i];
        }
    }
}
```

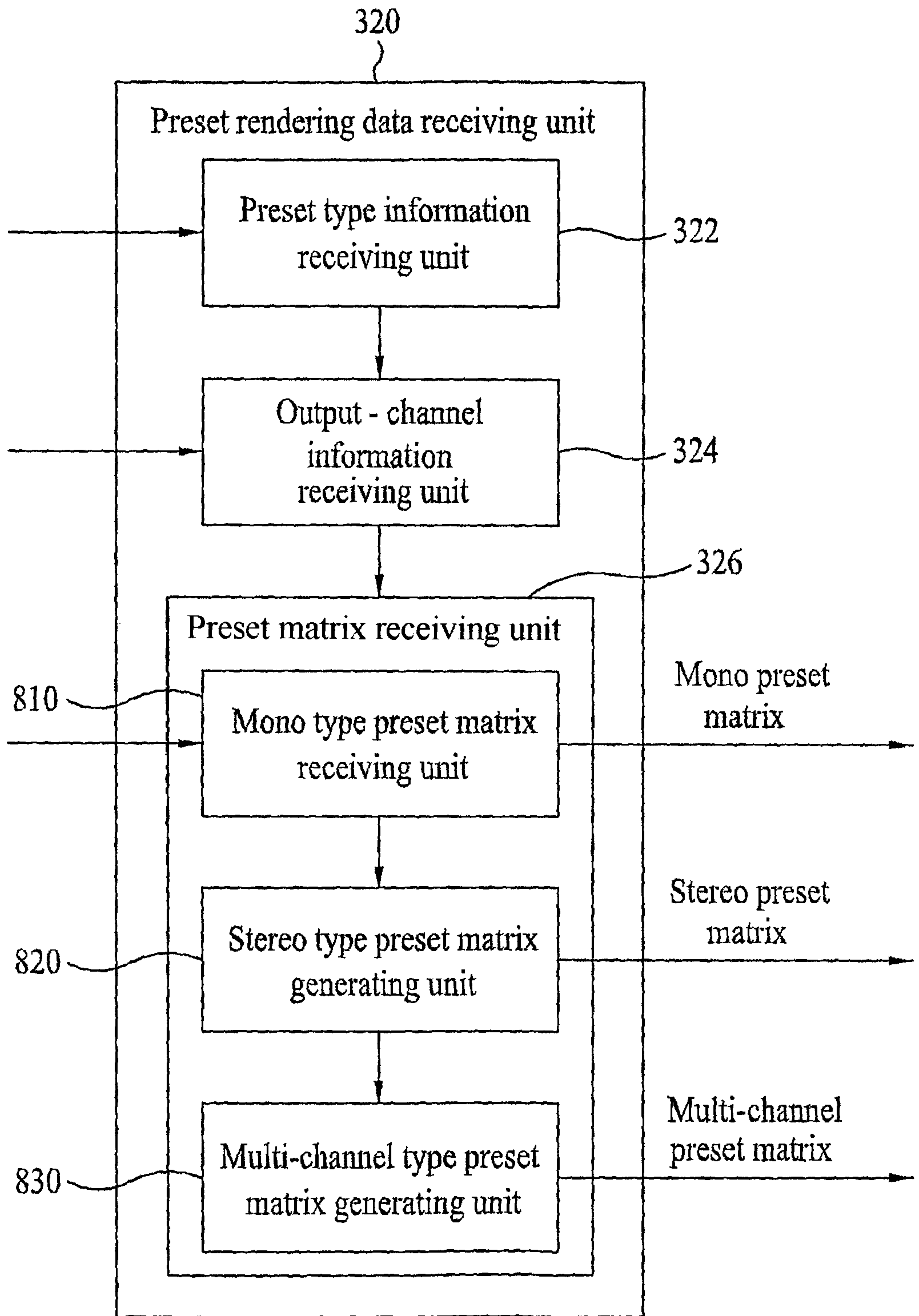
7/14

FIG. 7

```
Header()
{
    ...
    bsNumPresets;
    If (bsNumPresets)
    {
        numPresets = bsNumPresets + 1;

        for (i=0; i<numPresets; i++)
            for (j=0; j<numObjects; j++)
                bsPresetObject[i][j];
    }
}
```

FIG. 8



9/14

FIG. 9

```
Frame()
{
  ...
  If (bsPresetExistst) (or If (bsNumPresets))
  {
    for (i=0;i<numPresets;i++)
    {
      getGain();
      if (bsPresetType[i])
      {
        getPanning();
      }
    }
  }
}
```

FIG. 10

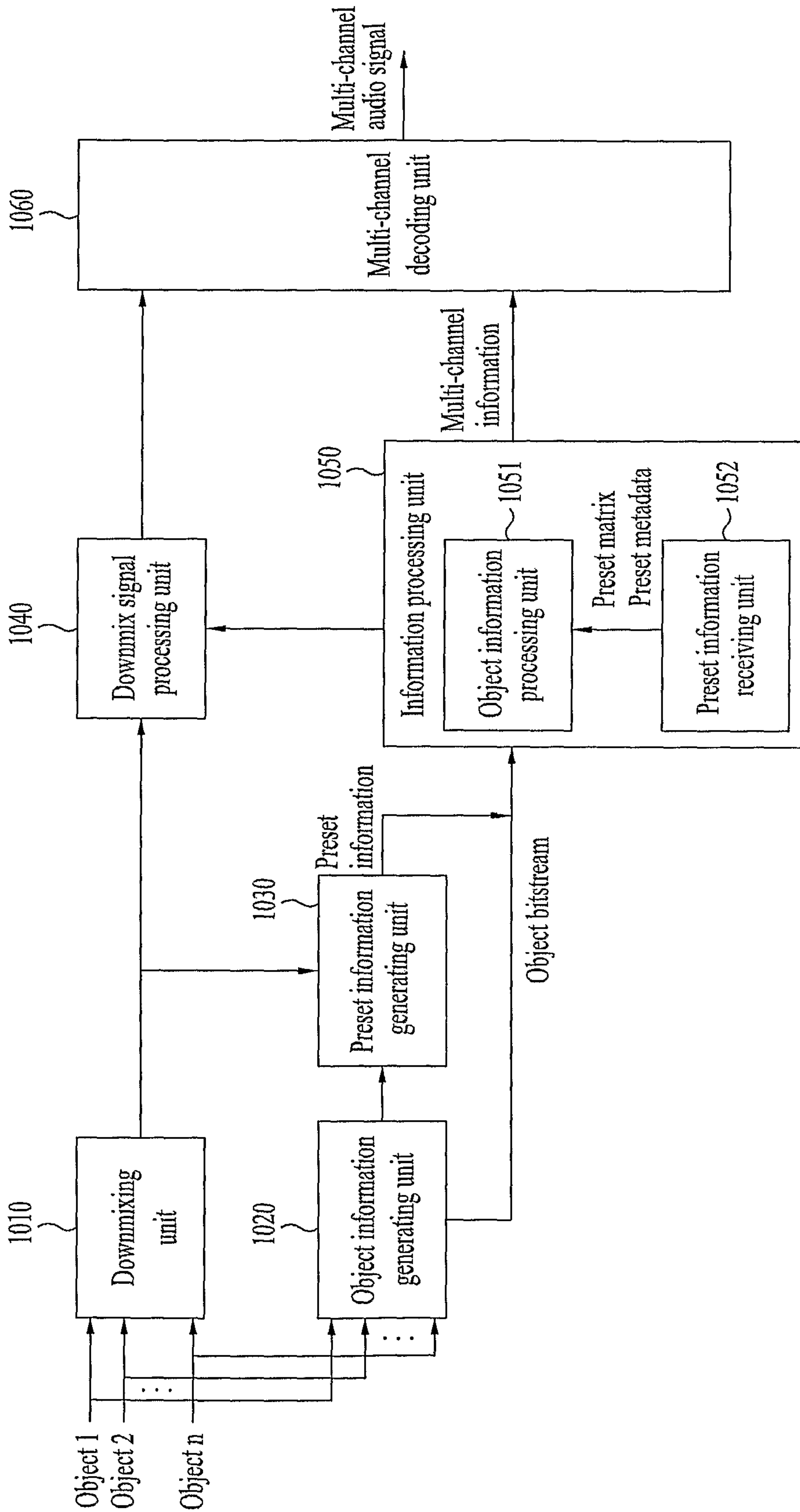
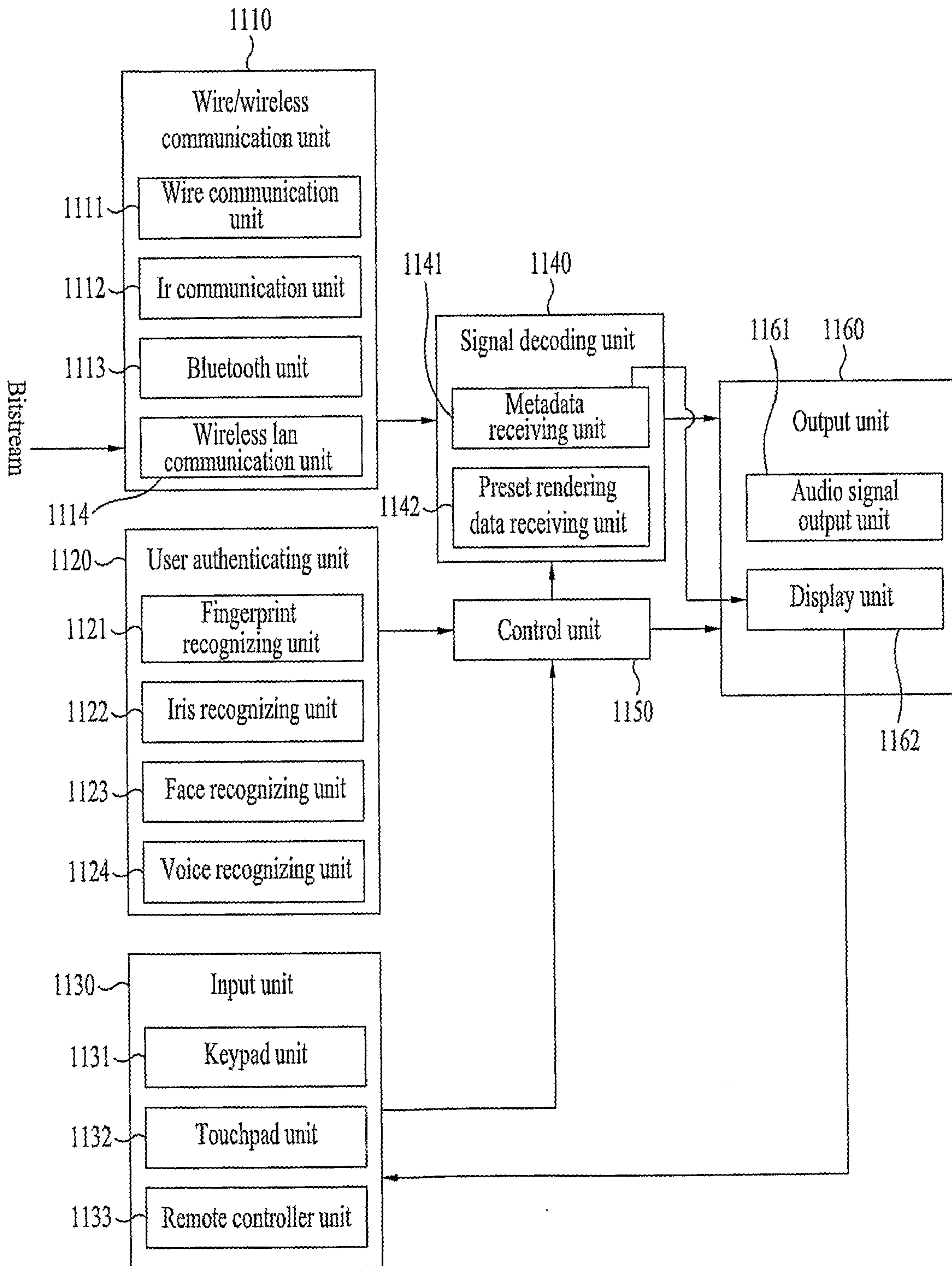



FIG. 11




12/14

FIG. 12



(A)



(B)

FIG. 13

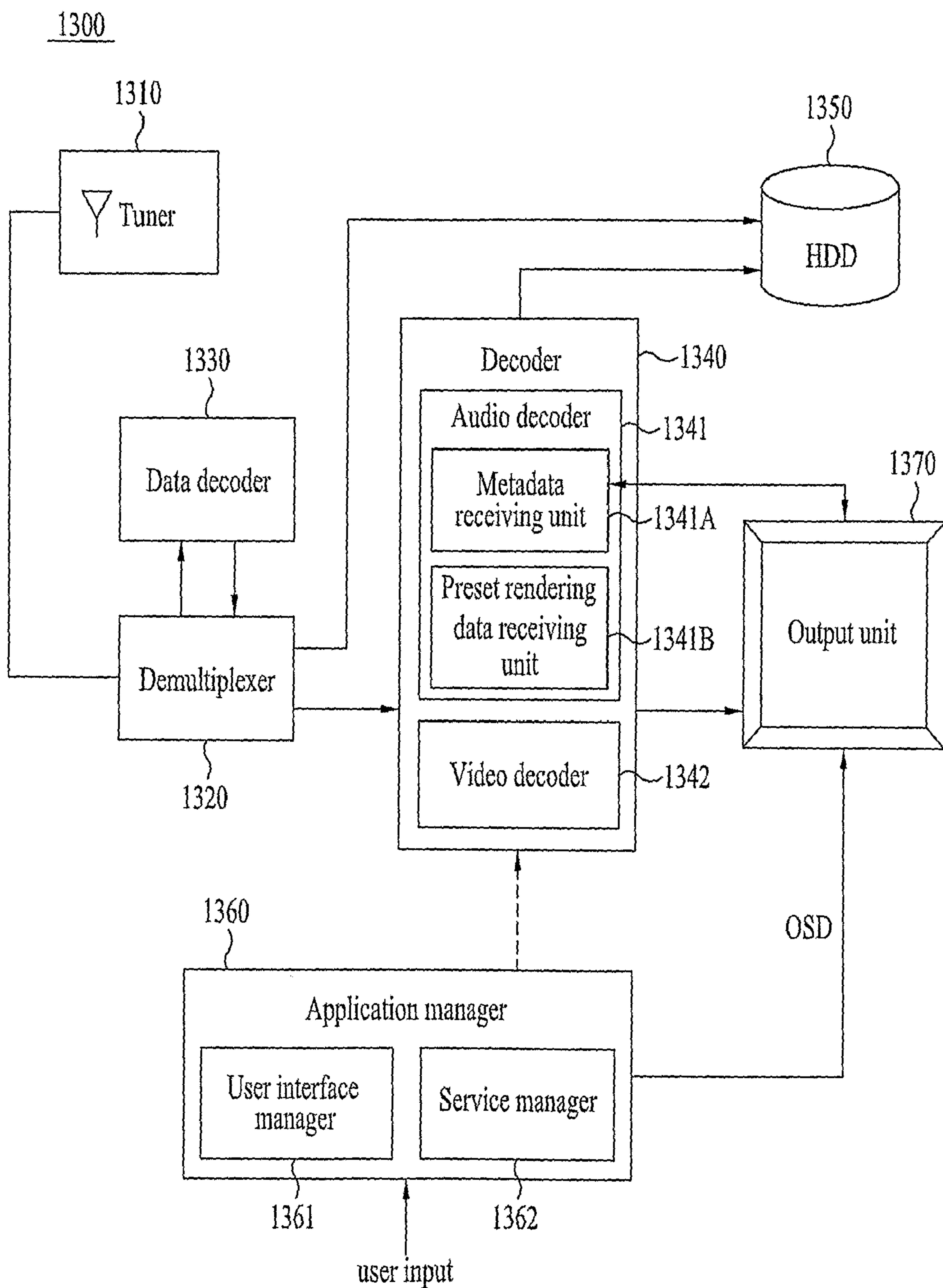


FIG. 14

