



US00D386255S

United States Patent [19]

[11] Patent Number: Des. 386,255

Ying-teng

[45] Date of Patent: **Nov. 11, 1997

[54] AIR PURIFIER WITH ILLUMINATING OUTER RING

[75] Inventor: Liang Ying-teng, San Chorng, Taiwan

[73] Assignee: Super Fodak Int'l Ent. Co. Ltd., Taipei, Taiwan

[**] Term: 14 Years

[21] Appl. No.: 52,497

[22] Filed: Apr. 1, 1996

[51] LOC (6) Cl. 23-04

[52] U.S. Cl. D23/364; D12/320; D21/87; D23/365; D26/57; D26/97

[58] Field of Search D23/364, 365, D23/355; D12/320; D21/87; D26/51, 57, 97; 361/600, 679; 315/111.81; 250/324, 325, 424, 423 P; 55/467

[56] References Cited

U.S. PATENT DOCUMENTS

D. 171,512	2/1954	Miller	D26/97
D. 343,677	1/1994	Gyori et al.	D26/51
4,580,990	4/1986	Avery	446/46

OTHER PUBLICATIONS

Playthings, Sep. 1978, p. 129, UFO (A), bottom left side of page.

Primary Examiner—Lisa Lichtenstein
Attorney, Agent, or Firm—W. Wayne Liauh

[57] CLAIM

The ornamental design for an air purifier with illuminating outer ring, as shown.

DESCRIPTION

FIG. 1 is a top view of an air purifier according to the present invention;

FIG. 2 is a front view of the air purifier according to the present invention as shown in FIG. 1;

FIG. 3 is a bottom view of the air purifier according to the present invention as shown in FIG. 1;

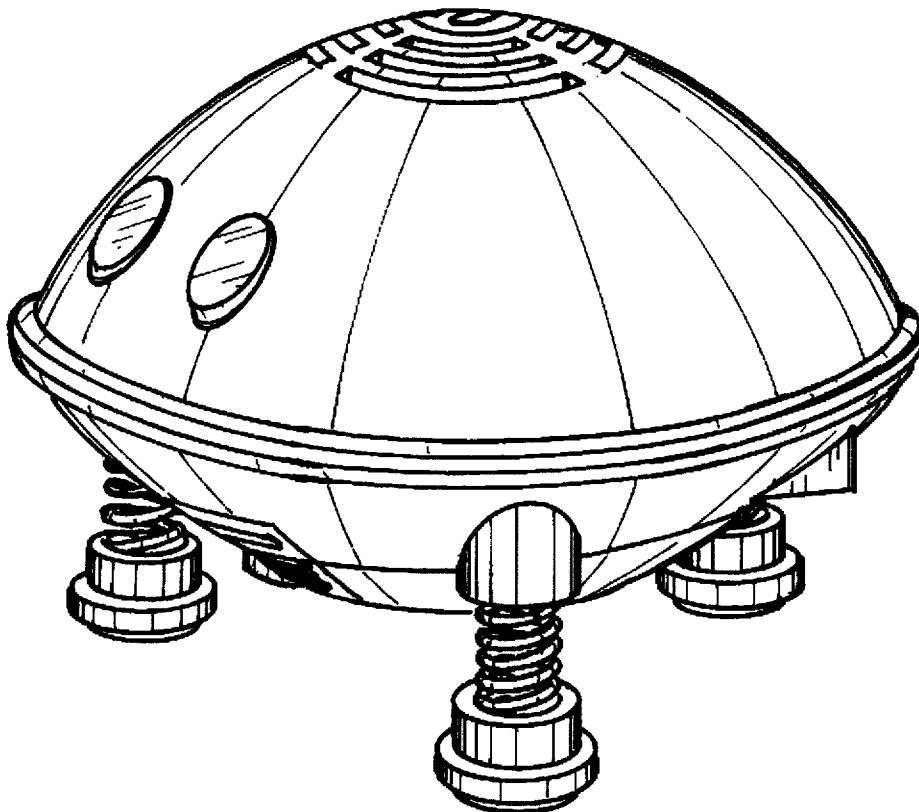
FIG. 4 is a rear view of the air purifier according to the present invention as shown in FIG. 1;

FIG. 5 is a right side view of the air purifier according to the present invention as shown in FIG. 1;

FIG. 6 is a left side view of the air purifier according to the present invention as shown in FIG. 1; and,

FIG. 7 is a perspective view of the air purifier according to the present invention as shown in FIG. 1.

1 Claim, 4 Drawing Sheets






FIG. 1

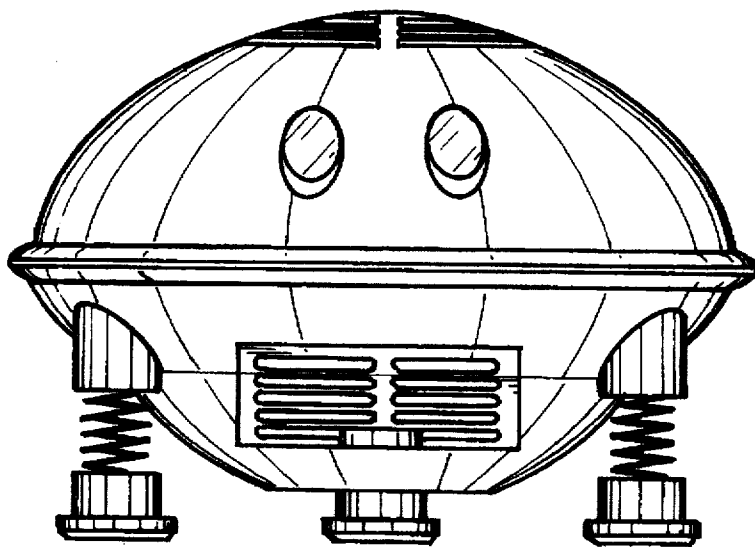


FIG. 2

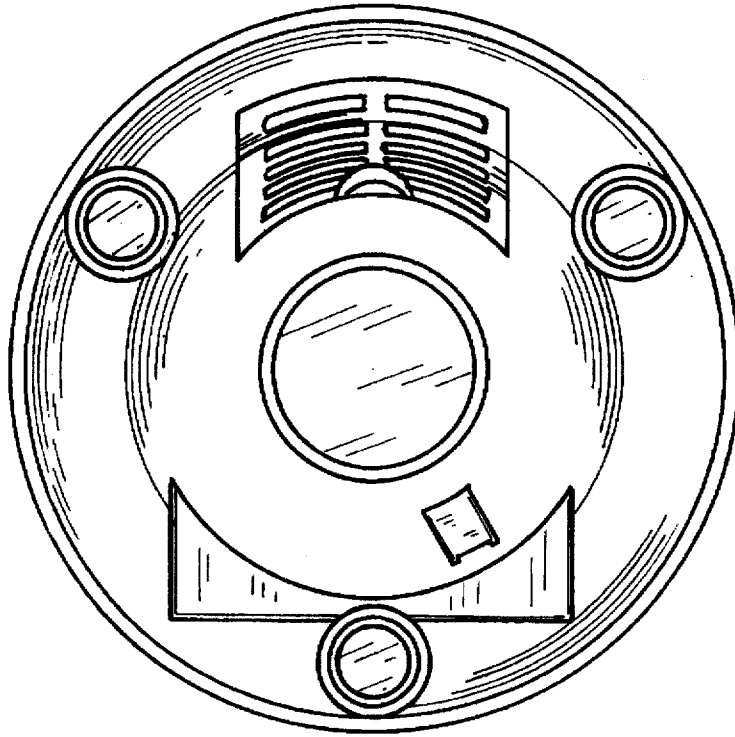


FIG. 3

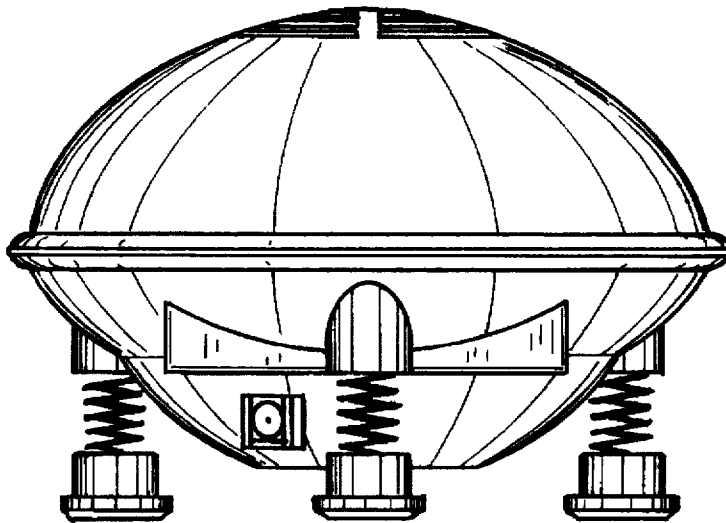


FIG. 4

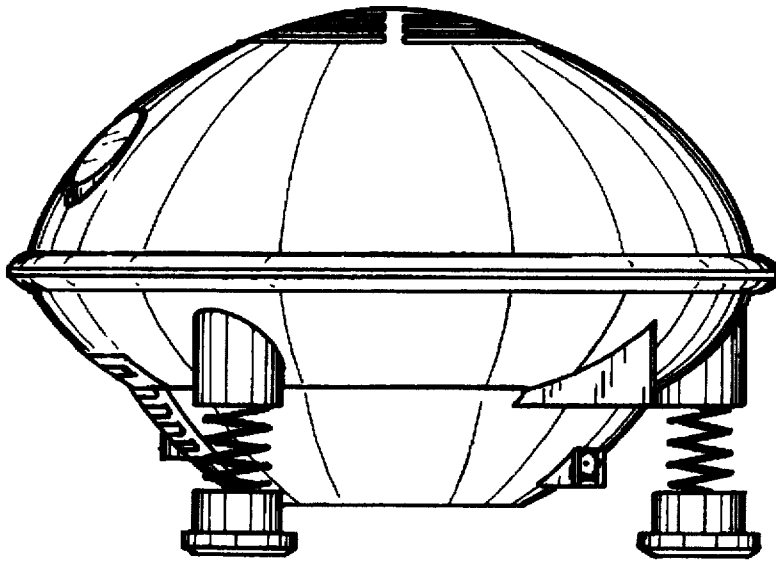


FIG. 5

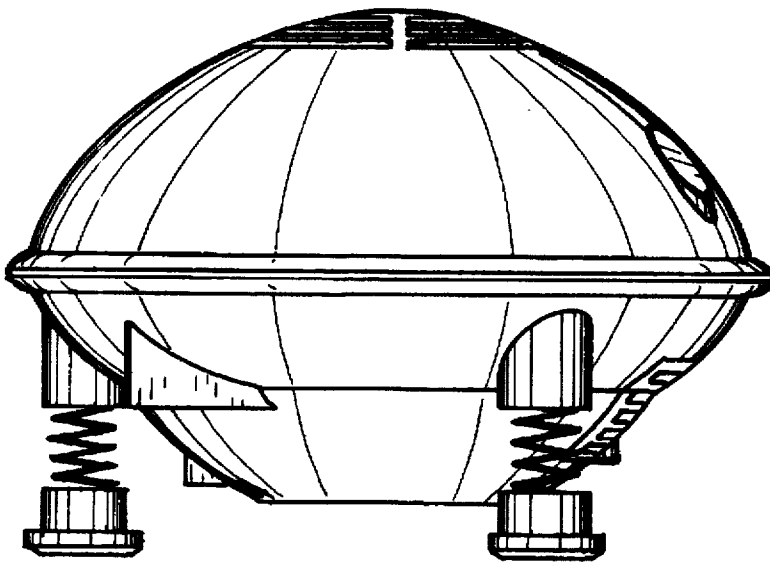


FIG. 6

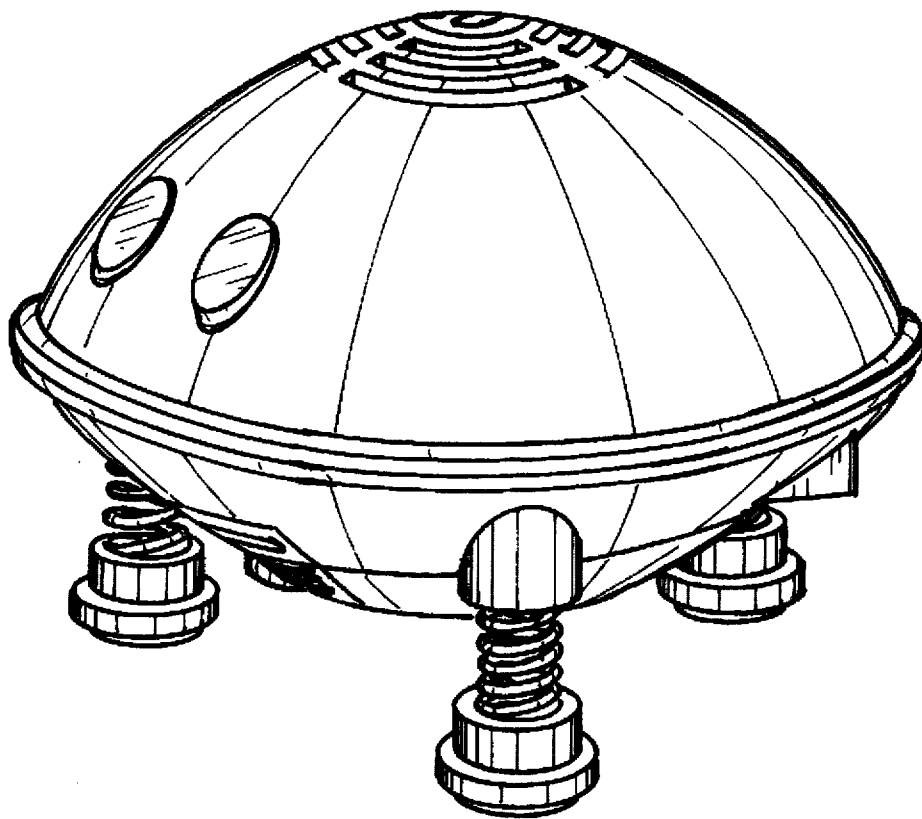


FIG. 7