US00D988897S

(12) **United States Design Patent**
Siminoff et al.

(10) **Patent No.: US D988,897 S**
(45) **Date of Patent: ** Jun. 13, 2023**

(54) **SOLAR-CHARGING MOUNTING BRACKET FOR VIDEO DOORBELL**

(71) Applicant: **Amazon Technologies, Inc.**, Seattle, WA (US)

(72) Inventors: **James Siminoff**, Pacific Palisades, CA (US); **Spiro Sacre**, Los Angeles, CA (US); **Christopher Loew**, Palo Alto, CA (US); **Mark Siminoff**, Mountain View, CA (US)

(73) Assignee: **Amazon Technologies, Inc.**, Seattle, WA (US)

(**) Term: **15 Years**

(21) Appl. No.: **29/699,188**

(22) Filed: **Jul. 23, 2019**

Related U.S. Application Data

(63) Continuation of application No. 29/595,956, filed on Mar. 3, 2017, now Pat. No. Des. 856,839.

(51) **LOC (14) Cl.** **10-06**

(52) **U.S. Cl.**
USPC **D10/121**

(58) **Field of Classification Search**
USPC D10/106.6, 106.7, 106.8, 116.1, 118, D10/118.2, 121–124, 126; D13/171, 174; D14/358; D16/202, 203, 208, 209, 215
CPC ... G08B 3/00; G08B 3/10; G08B 7/00; G08B 7/06; G08B 13/1436; G08B 13/1463; G08B 13/1481
See application file for complete search history.

(56) **References Cited**

U.S. PATENT DOCUMENTS

D197,066	S	12/1963	Pulos
D298,733	S	11/1988	Pool
D311,705	S	10/1990	Thorp et al.
5,041,698	A	8/1991	Takagi et al.
D325,902	S	5/1992	Hudson et al.
D327,212	S	6/1992	Hubben et al.
D382,535	S	8/1997	Chiang
D439,536	S	3/2001	Matsuda
D450,665	S	11/2001	Isely et al.

(Continued)

FOREIGN PATENT DOCUMENTS

WO	WO2019001336	1/2019

OTHER PUBLICATIONS

Amazon.com: Solar Charger Mount Compatible with Ring Video Doorbell 1—Continuous Charging for Maximum Effciency (Black), retrieved from <https://www.amazon.com/solar-charger-mount-compatible-doorbell/dp/B07LCGB5GG> on Jul. 10, 2019.

(Continued)

Primary Examiner — Joseph Kukella
(74) *Attorney, Agent, or Firm* — Lee & Hayes, P.C.

(57) **CLAIM**

The ornamental design for a solar-charging mounting bracket for video doorbell, as shown and described.

DESCRIPTION

FIG. **1** is a front perspective view of a solar-charging mounting bracket for video doorbell;
FIG. **2** is a front elevational view thereof;
FIG. **3** is a rear elevational view thereof;
FIG. **4** is a right-side elevational view thereof;
FIG. **5** is a left-side elevational view thereof;
FIG. **6** is a top plan view thereof; and,
FIG. **7** is a bottom plan view thereof.
In the drawings, the broken lines depict features of the solar-charging mounting bracket for video doorbell that form no part of the claimed design.

1 Claim, 5 Drawing Sheets

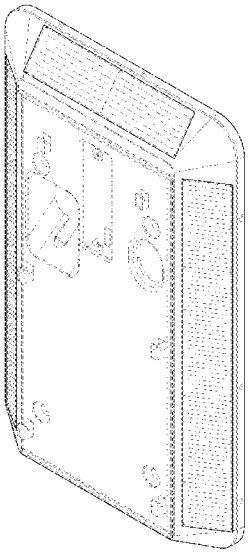

(56) **References Cited**

U.S. PATENT DOCUMENTS

D462,915	S		9/2002	Bush
D489,680	S		5/2004	Stobart
D532,384	S		11/2006	Aupperle
D560,605	S		1/2008	McClintock et al.
D560,606	S		1/2008	McClintock et al.
D573,005	S		7/2008	Huang
D642,515	S		8/2011	Crawford et al.
D650,761	S		12/2011	Cheng et al.
D659,086	S		5/2012	Grauer
D676,374	S		2/2013	Chu
D695,213	S		12/2013	Anderson
D697,023	S		1/2014	Fallon
D700,134	S		2/2014	Fallon
D703,083	S		4/2014	Saikawa et al.
D715,731	S		10/2014	Nook et al.
D742,340	S		11/2015	Krivonak et al.
D773,394	S		12/2016	Marinelli et al.
D798,813	S		10/2017	Marinelli et al.
D804,287	S		12/2017	Baldwin et al.
D813,801	S		3/2018	Wabel et al.
D825,450	S		8/2018	Felder
D830,293	S		10/2018	Musashi
D836,064	S		12/2018	Liu
D852,130	S		6/2019	Siminoff et al.
D856,839	S		8/2019	Siminoff et al.
D874,965	S	*	2/2020	Siminoff D10/121
D874,966	S	*	2/2020	Siminoff D10/121
D936,564	S	*	11/2021	Siminoff D13/102
2018/0255216	A1		9/2018	Siminoff et al.

OTHER PUBLICATIONS

Wasserstein Weatherproof Solar Charger Mount for Ring Video Doorbell 2—Continuous Charging for Maximum Efficiency (White), retreived from <https://www.amazon.com/Wasserstein-Weatherproof-Solar-Charger-Doorbell/dp/B07DWNNJG7/ref=sr_1_2?keywords=B07K3PVCQ7&qid=15627%E2%80%A6> on Jul. 10, 2019.

Brazilian Office Action dated Aug. 10, 2022 for Brazilian Patent Application No. BR3020170038387, a foreign counterpart to U.S. Pat. No. D856,839, 1 page.

* cited by examiner

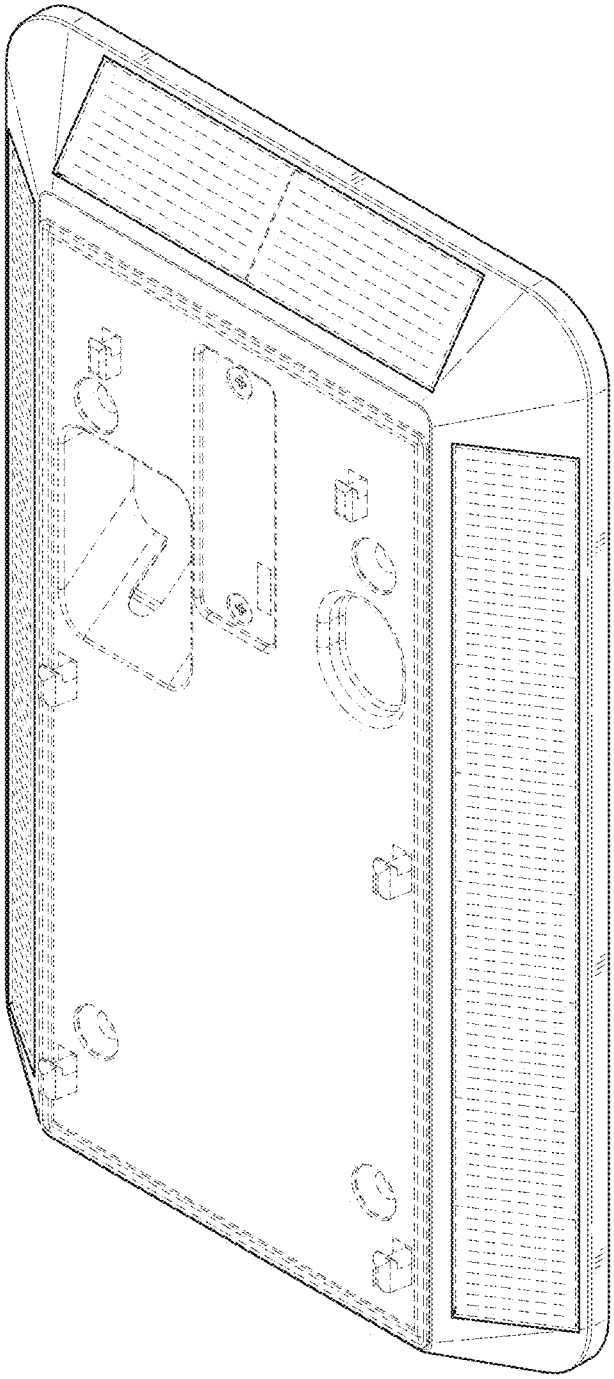

FIG. 1

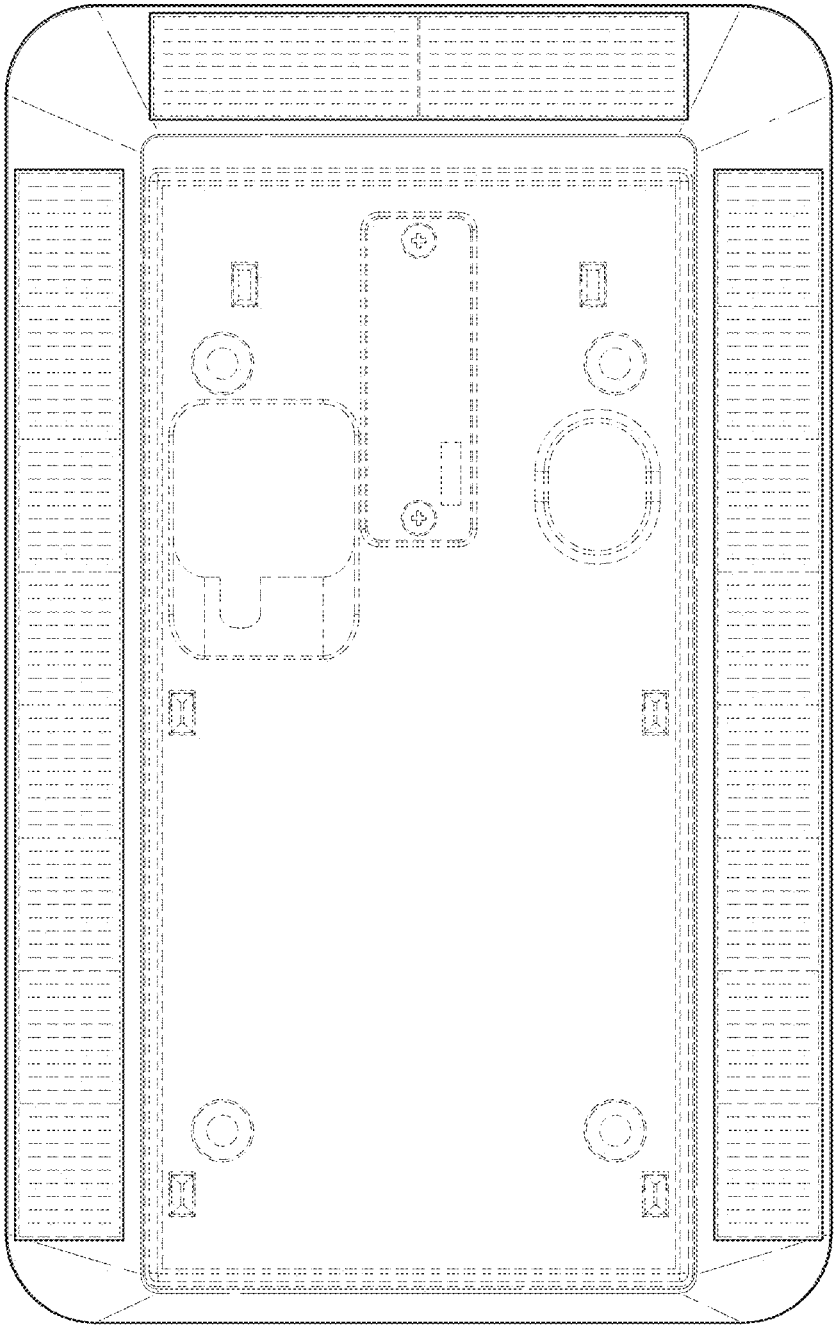

FIG. 2



FIG. 3

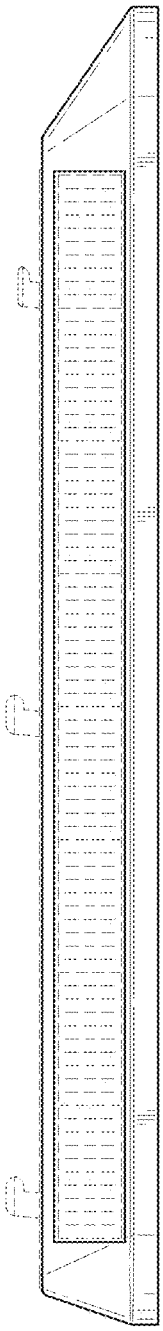

FIG. 4

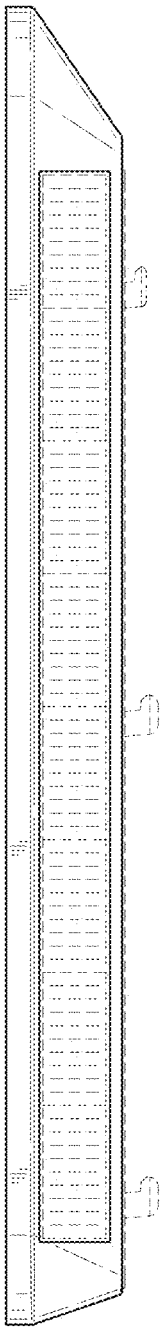

FIG. 5



FIG. 6



FIG. 7