



US00D468985S

(12) **United States Design Patent** (10) **Patent No.:** **US D468,985 S**  
**Bradichanski** (45) **Date of Patent:** **\*\* Jan. 21, 2003**

(54) **FINGER CUTTING RING**

(75) Inventor: **Aduard Bradichanski**, deceased, late of Kiryat Eqron Neve Eshkol (IL), by Chaya Fina Clara Bradichanski, executrix

(73) Assignee: **Spyderco, Inc.**, Golden, CO (US)

(\*\*) Term: **14 Years**

(21) Appl. No.: **29/153,561**

(22) Filed: **Jan. 8, 2002**

(51) **LOC (7) Cl.** ..... **08-03**

(52) **U.S. Cl.** ..... **D8/98; D22/118**

(58) **Field of Search** ..... D8/14, 98, 95; D22/118; 30/151, 152, 153, 286, 347

(56) **References Cited**

**U.S. PATENT DOCUMENTS**

4,087,911 A	*	5/1978	Schrock et al.	30/153
4,373,649 A	*	2/1983	Ninomiya	224/163
4,502,219 A	*	3/1985	Hibben	30/153
4,606,125 A	*	8/1986	Jensen	30/151
5,394,612 A	*	3/1995	Wolfington	30/276
D388,150 S	*	12/1997	Glesser	D22/117

**OTHER PUBLICATIONS**

Smokey Mountain Knife Works Catalog, Aug. 2001, Bat Return Throwing Knife, p. 57.\*  
 Web page, [www.crkt.com/bearclaw.html](http://www.crkt.com/bearclaw.html), p. 1 and 2.  
 Web page, [www.agrknives.com/crkt/cl-2500.html](http://www.agrknives.com/crkt/cl-2500.html) Bear Claw from CRKT pp. 1 and 2.  
 Web page, [Www.shoptimax.com](http://Www.shoptimax.com) Columbia River Knife and Tool, p. 1 of 1.  
 Web page, [www.24.24.214.90/TheKnives](http://www.24.24.214.90/TheKnives) OutDoor.html "The Knives", 2001 Emerson Knives, Inc. p. 1 of 1.

Web page <http://24.24.214.90/LaGriffe> BT.html LaGriffe-BT, 2001 Emerson Knives, Inc. p. 1 of 1.  
 Web page <http://24.24.214.90/LaGriffe> BT.html LaGriffe-WWR-SFS, 2001 Emerson Knives, Inc. p. 1 of 1.  
 Web page <http://www.4knives.net/crkt/cl-2400.html> 2002 A.G. Russell Knives "Neck P.E.C.K.", pp. 1 and 2.  
 Web page <http://www.geocities.com/Hollywood/Set/2292/grifferev.htm> Fred Perrin's "LaGriffe", pp. 1-8.  
 German Messer Magazine, pp. 27-39.

\* cited by examiner

*Primary Examiner*—Philip S. Hyder

(74) *Attorney, Agent, or Firm*—Sheridan Ross P.C.

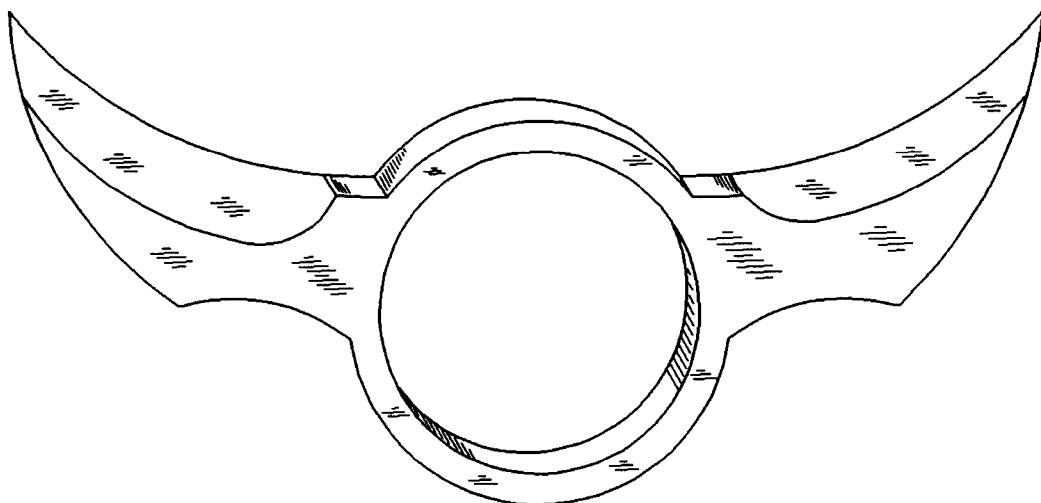
(57) **CLAIM**

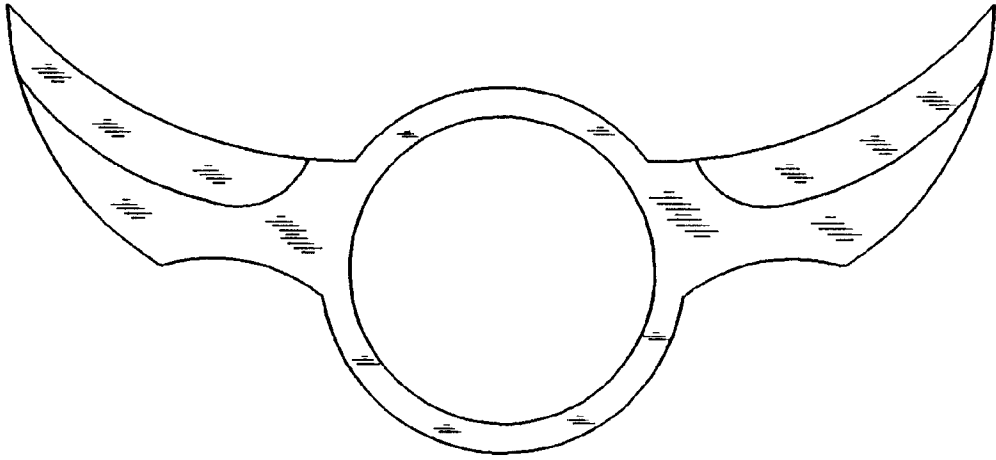
The ornamental design for a finger cutting ring, as shown and described.

**DESCRIPTION**


FIG. 1 is a front elevation view of a finger cutting ring, showing my new design;  
 FIG. 2 is a bottom plan view of the invention illustrated in FIG. 1;  
 FIG. 3 is a top plan view of the invention illustrated in FIG. 1;  
 FIG. 4 is a rear elevation view of the invention illustrated in FIG. 1;  
 FIG. 5 is a left elevation end view of the invention illustrated in FIG. 1;  
 FIG. 6 is a right elevation end view of the invention illustrated in FIG. 1;  
 FIG. 7 is a front perspective view of the invention shown in FIG. 1; and,  
 FIG. 8 is a front elevation view of the invention illustrated in FIG. 1, the broken lines representing environment and forming no part of the claimed invention.

**1 Claim, 5 Drawing Sheets**





*Fig. 1*



*Fig. 2*



Fig. 3

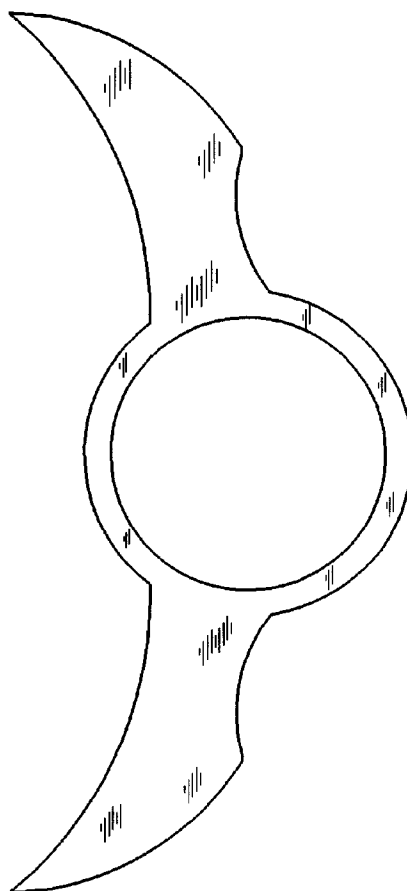


Fig. 4



Fig. 5




Fig. 6

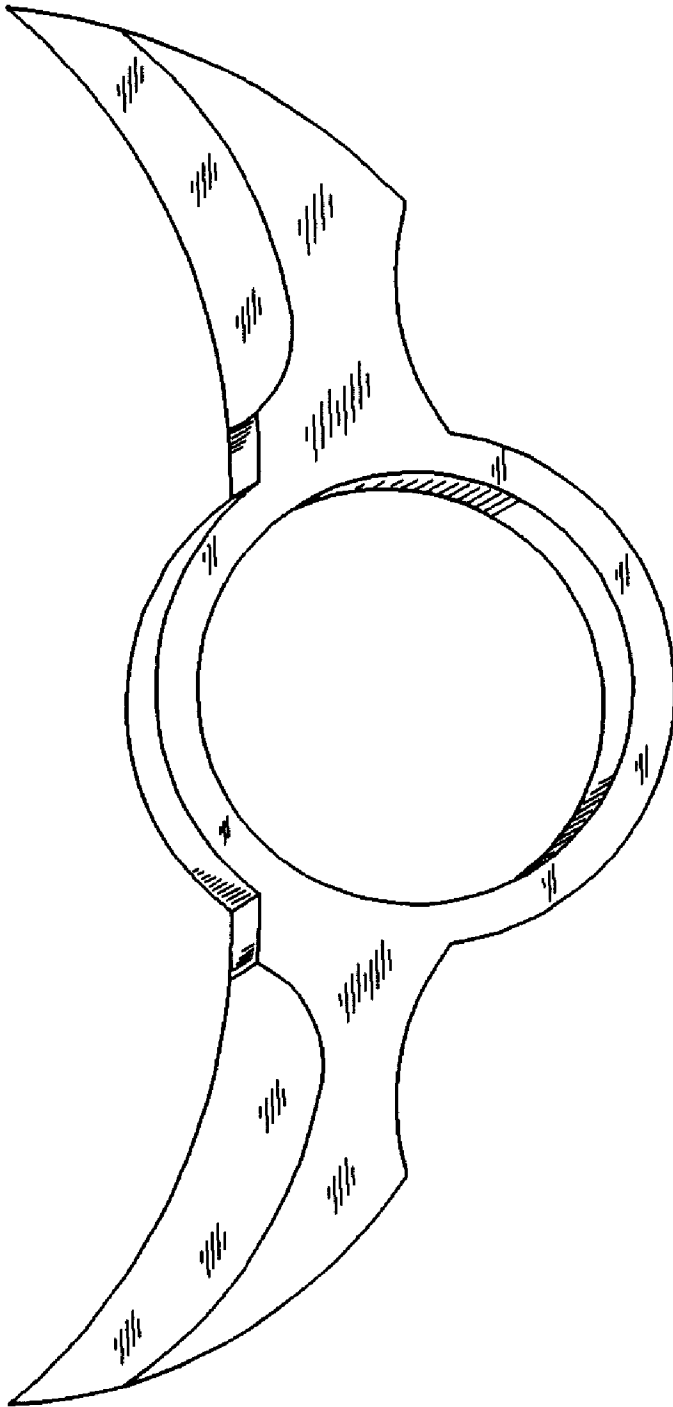


Fig. 7



Fig. 8