



US00D619160S

(12) **United States Design Patent**  
**Sheldon**

(10) **Patent No.:** **US D619,160 S**

(45) **Date of Patent:** **\*\* Jul. 6, 2010**

(54) **EYEWEAR**

(76) Inventor: **Brent Sheldon**, 72 Sherbrooke Street  
West, Suite 3, Montreal, Quebec (CA)  
H2X 1X3

(\*\*) Term: **14 Years**

(21) Appl. No.: **29/342,207**

(22) Filed: **Aug. 20, 2009**

(51) **LOC (9) Cl.** ..... **16-06**

(52) **U.S. Cl.** ..... **D16/326**; D16/309; D16/337

(58) **Field of Classification Search** ..... D16/101,  
D16/300-342; D29/109-110; D24/110.2;  
351/41, 44, 51-52, 62, 158, 92, 103-123,  
351/140, 153, 45-46; 2/426-432, 447-449,  
2/441, 434-437, 13, 15; D21/483, 659-661  
See application file for complete search history.

(56) **References Cited**

**U.S. PATENT DOCUMENTS**

D467,262 S *	12/2002	Wang	.....	D16/326
D524,353 S *	7/2006	Teng	.....	D16/326
D534,571 S *	1/2007	Chen	.....	D16/337
D535,681 S *	1/2007	Yang	.....	D16/311
D541,839 S *	5/2007	Sheldon	.....	D16/327
D565,635 S *	4/2008	Li	.....	D16/326
D570,899 S *	6/2008	Lee	.....	D16/321

D588,183 S *	3/2009	Friedman	.....	D16/319
D591,789 S *	5/2009	Li	.....	D16/326
D597,124 S *	7/2009	Markovitz	.....	D16/326
D610,604 S *	2/2010	Thixton	.....	D16/335
2006/0238698 A1 *	10/2006	Sheldon	.....	351/41

\* cited by examiner

*Primary Examiner*—Raphael Barkai

(74) *Attorney, Agent, or Firm*—Dykema Gossett PLLC

(57) **CLAIM**

The ornamental design for eyewear, as shown and described.

**DESCRIPTION**

FIG. 1 is a perspective view of eyewear showing my new design;

FIG. 2 is a rear view of the design of FIG. 1;

FIG. 3 is a bottom plan view of the design of FIG. 1;

FIG. 4 is a front view of the design of FIG. 1;

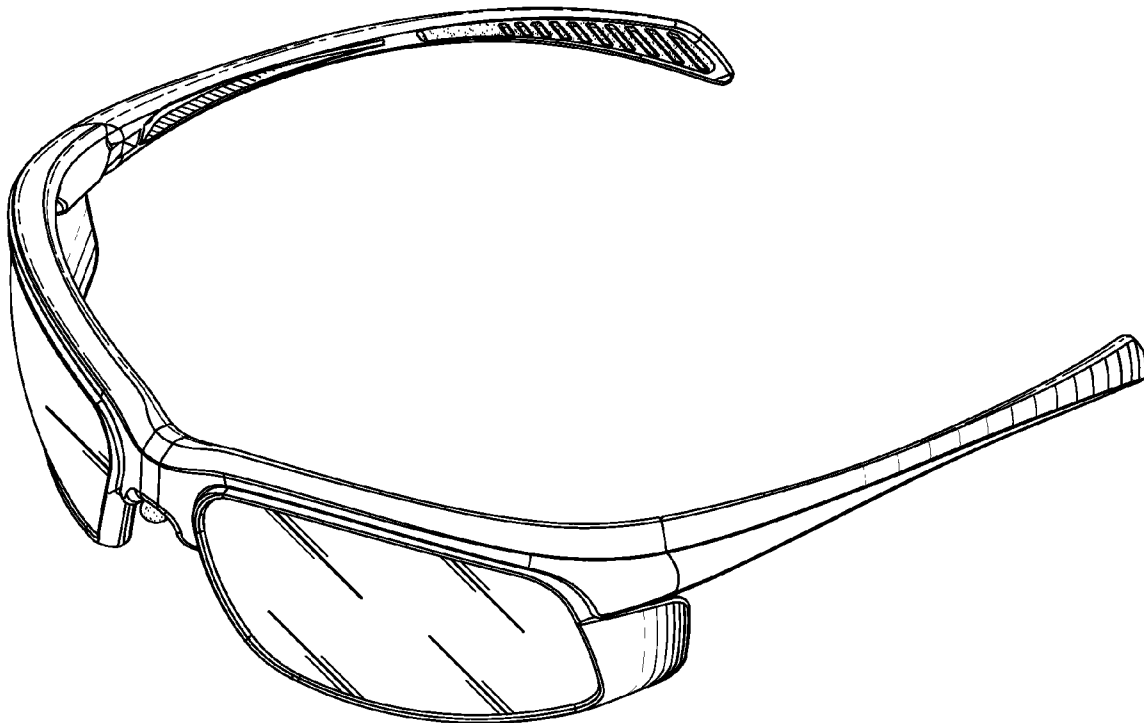
FIG. 5 is a left side view of the design of FIG. 1;

FIG. 6 is a right side view of the design of FIG. 1;

FIG. 7 is a top plan view of the design of FIG. 1; and,

FIG. 8 is an exploded perspective view of the design of FIG. 1.

**1 Claim, 7 Drawing Sheets**



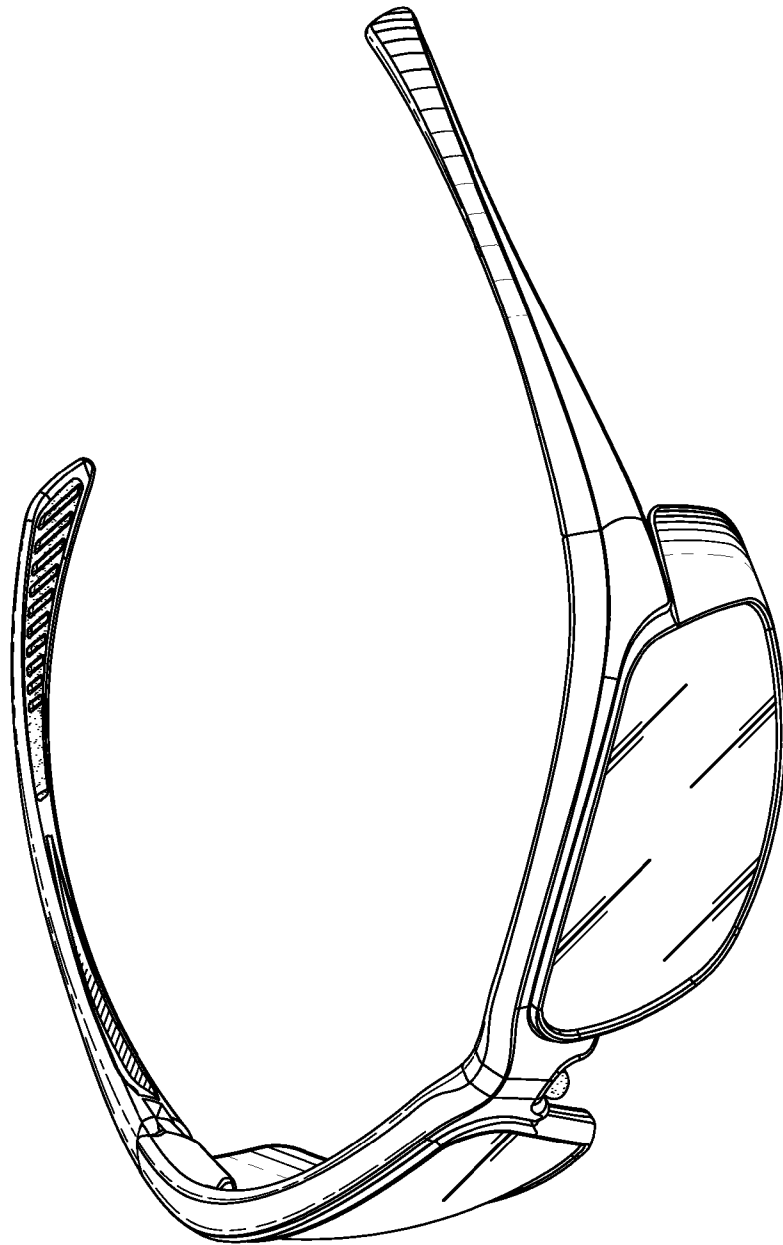


FIG. 1

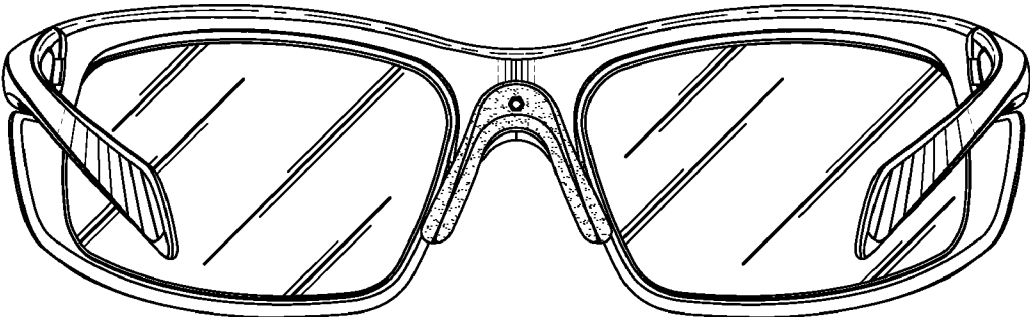


FIG. 2

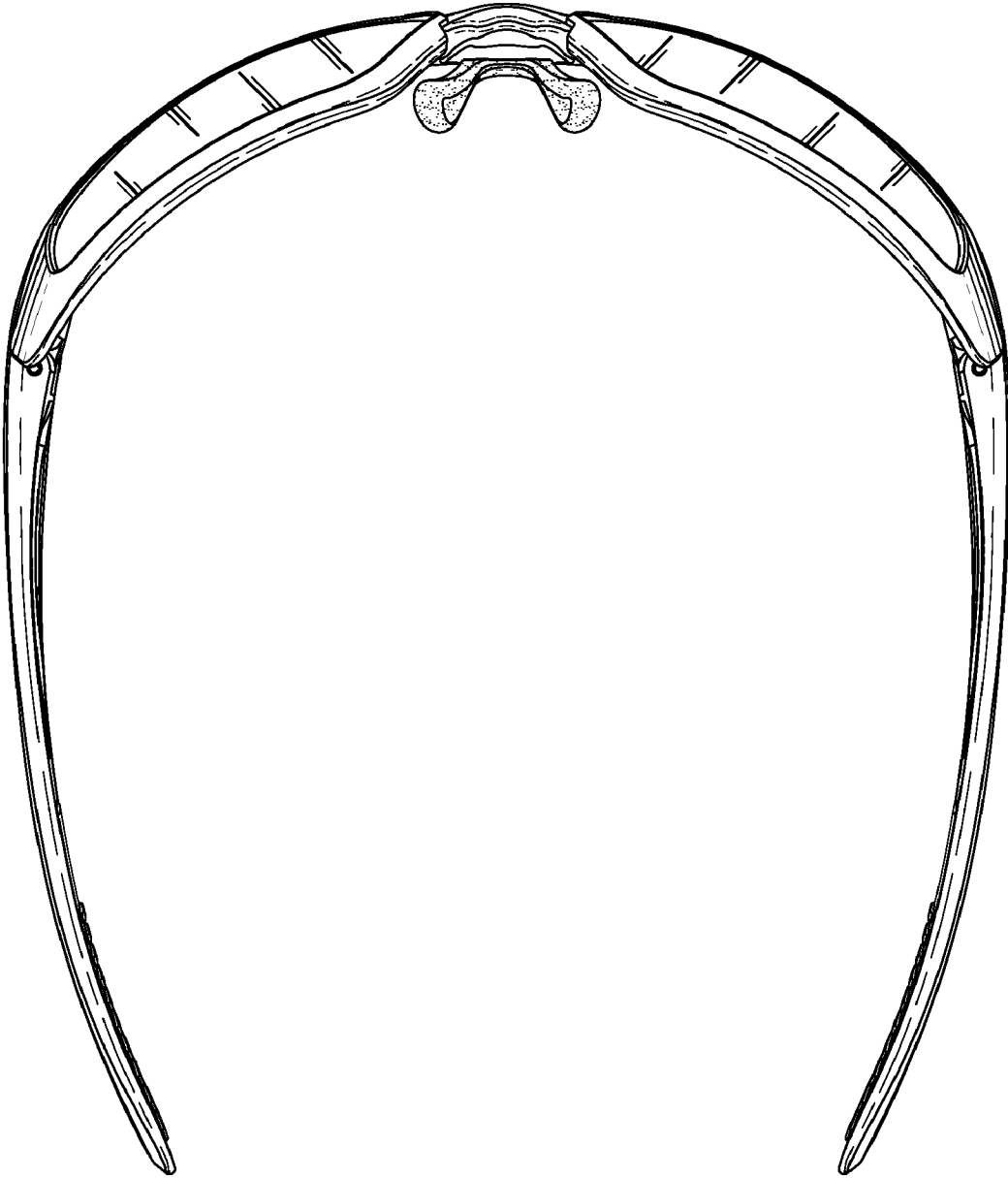


FIG. 3

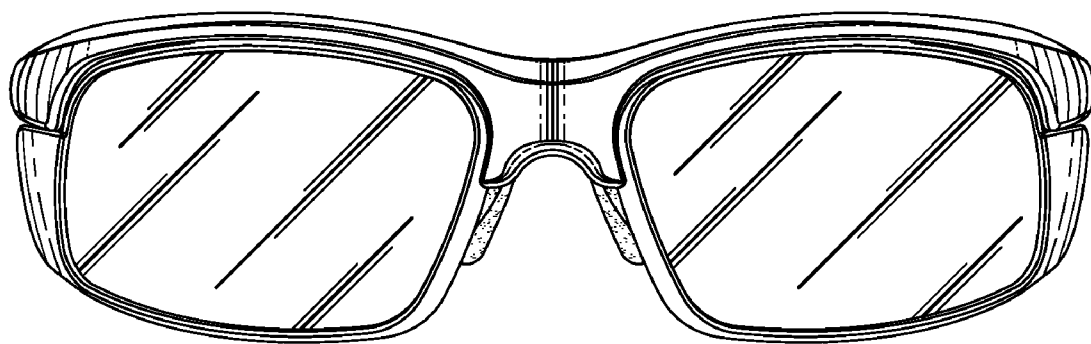


FIG. 4



FIG. 5

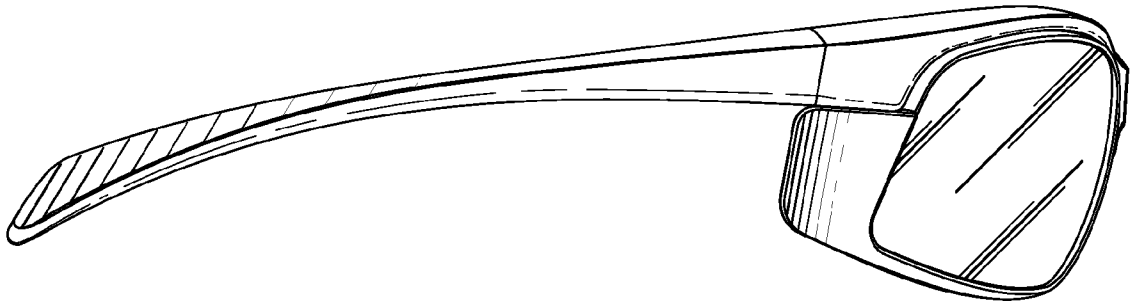


FIG. 6

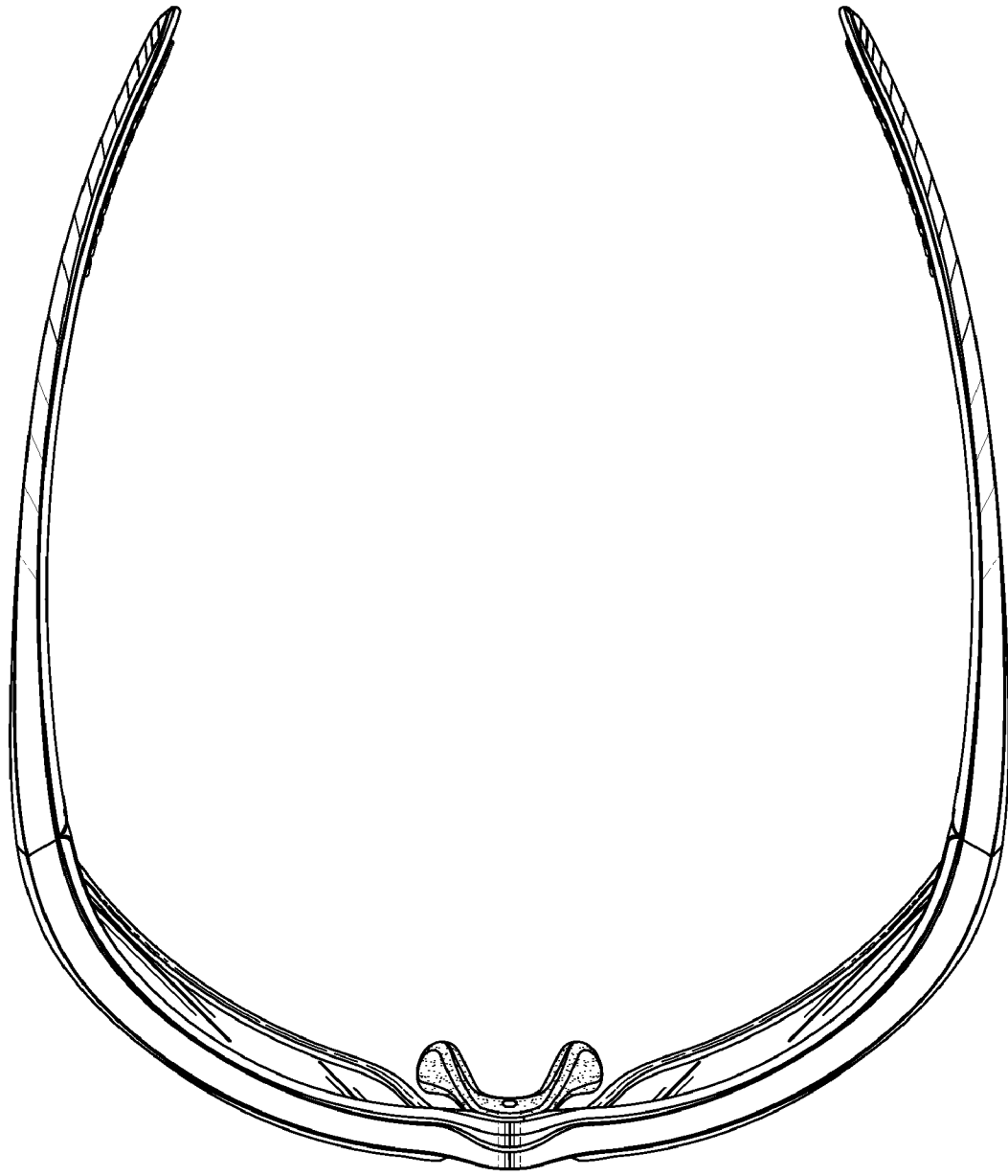


FIG. 7

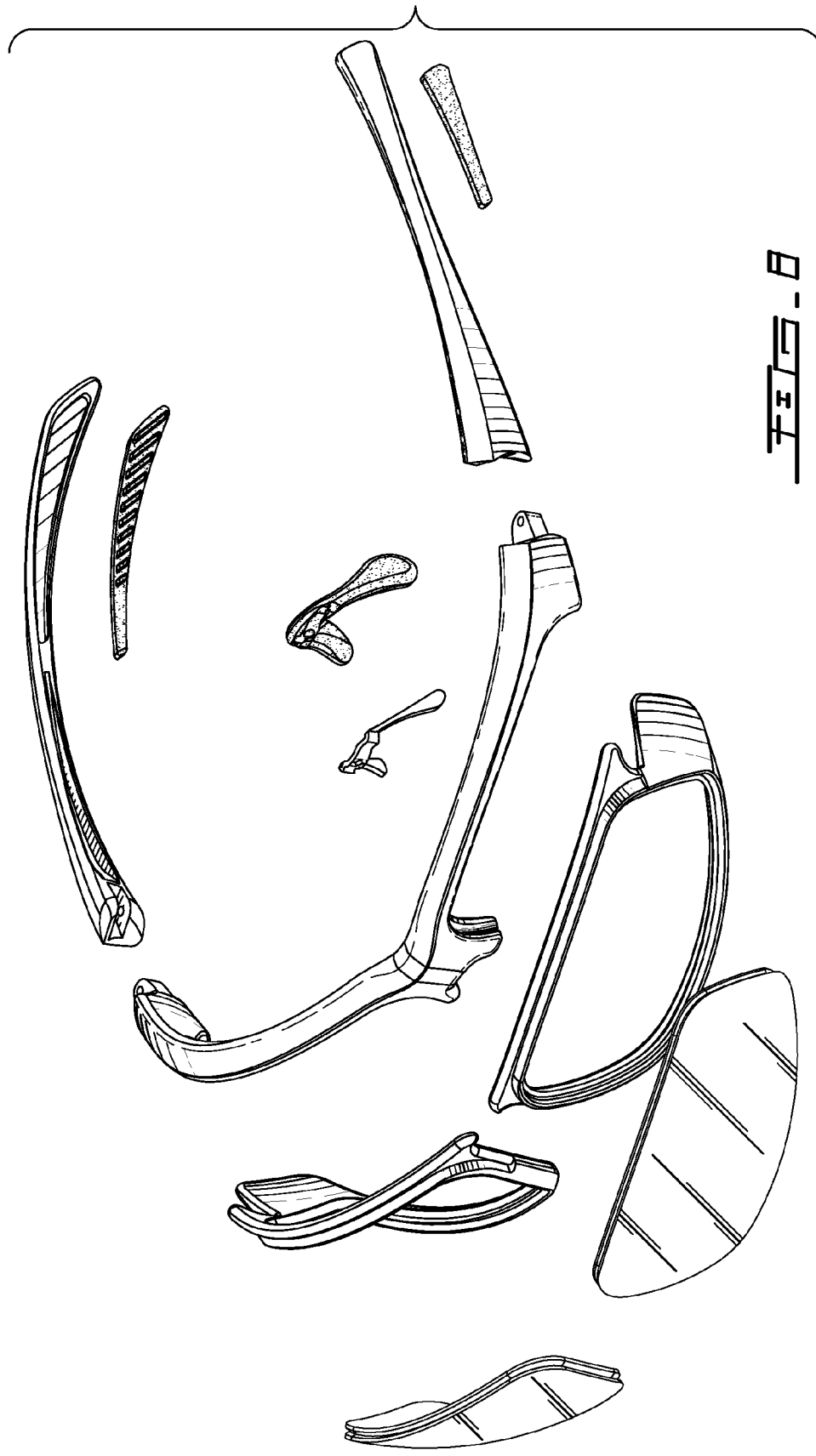


FIG. 8