

(12) STANDARD PATENT
(19) AUSTRALIAN PATENT OFFICE

(11) Application No. **AU 2015229429 B2**

(54) Title
Techniques for message retransmission mechanism

(51) International Patent Classification(s)
G06F 15/173 (2006.01)

(21) Application No: **2015229429**

(22) Date of Filing: **2015.03.11**

(87) WIPO No: **WO15/138581**

(30) Priority Data

(31) Number
61/951,390
61/951,364

(32) Date
2014.03.11
2014.03.11

(33) Country
US
US

(43) Publication Date: **2015.09.17**

(44) Accepted Journal Date: **2019.04.04**

(71) Applicant(s)
IEX Group, Inc.

(72) Inventor(s)
Cape, James Michael;Park, Robert;Zhang, Allen;Perkov, Zoran;Yu, Lieting;Sanghvi, Prerak Pukhraj;Tateyama, Beau;Sokoloff, Constantine;Quinlan, Eric

(74) Agent / Attorney
AJ PARK, Level 24, Tower 2, Darling Park 201 Sussex St, Sydney, NSW, 2000, AU

(56) Related Art
US 20110320538 A1

(51) International Patent Classification:
G06F 15/173 (2006.01)(21) International Application Number:
PCT/US2015/019912(22) International Filing Date:
11 March 2015 (11.03.2015)

(25) Filing Language: English

(26) Publication Language: English

(30) Priority Data:
61/951,390 11 March 2014 (11.03.2014) US
61/951,364 11 March 2014 (11.03.2014) US

(71) Applicant: IEX GROUP, INC. [US/US]; 7 World Trade Center, 30th Floor, New York, NM 10007 (US).

(72) Inventors: CAPE, James, Michael; 185 Avenue C, #5D, New York, NY 10009 (US). PARK, Robert; 300 North End Ave, Apt. PHA, New York, NY 10282 (US). ZHANG, Allen; 497 Christopher Drive, Princeton, NJ 08540 (US). PERKOV, Zoran; 253 Henry Street, #3, Brooklyn, NY 11201 (US). YU, Lieting; 3 Brentwood Ct, Warren, NJ 07059 (US). SANGHVI, Prerak, Pukhraj; 65 2nd Street, Apt. 1211, Jersey City, NJ 07302 (US). TATEYAMA, Beau; 420 E 55th Street, Apt 9T, New York, NY 10022 (US). SOKOLOFF, Constantine; 77 Hudson Street, Apt. 2106, Jersey City, NJ 07302 (US).

QUINLAN, Eric; 19 Visconti Street, Norwalk, CT 06851 (US).

(74) Agents: LI, Ce et al.; Goodwin Procter, LLP, 901 New York Avenue, N.W., Washington, DC 20001 (US).

(81) Designated States (unless otherwise indicated, for every kind of national protection available): AE, AG, AL, AM, AO, AT, AU, AZ, BA, BB, BG, BH, BN, BR, BW, BY, BZ, CA, CH, CL, CN, CO, CR, CU, CZ, DE, DK, DM, DO, DZ, EC, EE, EG, ES, FI, GB, GD, GE, GH, GM, GT, HN, HR, HU, ID, IL, IN, IR, IS, JP, KE, KG, KN, KP, KR, KZ, LA, LC, LK, LR, LS, LU, LY, MA, MD, ME, MG, MK, MN, MW, MX, MY, MZ, NA, NG, NI, NO, NZ, OM, PA, PE, PG, PH, PL, PT, QA, RO, RS, RU, RW, SA, SC, SD, SE, SG, SK, SL, SM, ST, SV, SY, TH, TJ, TM, TN, TR, TT, TZ, UA, UG, US, UZ, VC, VN, ZA, ZM, ZW.

(84) Designated States (unless otherwise indicated, for every kind of regional protection available): ARIPO (BW, GH, GM, KE, LR, LS, MW, MZ, NA, RW, SD, SL, ST, SZ, TZ, UG, ZM, ZW), Eurasian (AM, AZ, BY, KG, KZ, RU, TJ, TM), European (AL, AT, BE, BG, CH, CY, CZ, DE, DK, EE, ES, FI, FR, GB, GR, HR, HU, IE, IS, IT, LT, LU, LV, MC, MK, MT, NL, NO, PL, PT, RO, RS, SE, SI, SK, SM, TR), OAPI (BF, BJ, CF, CG, CI, CM, GA, GN, GQ, GW, KM, ML, MR, NE, SN, TD, TG).

Published:

— with international search report (Art. 21(3))

(54) Title: TECHNIQUES FOR MESSAGE RETRANSMISSION MECHANISM

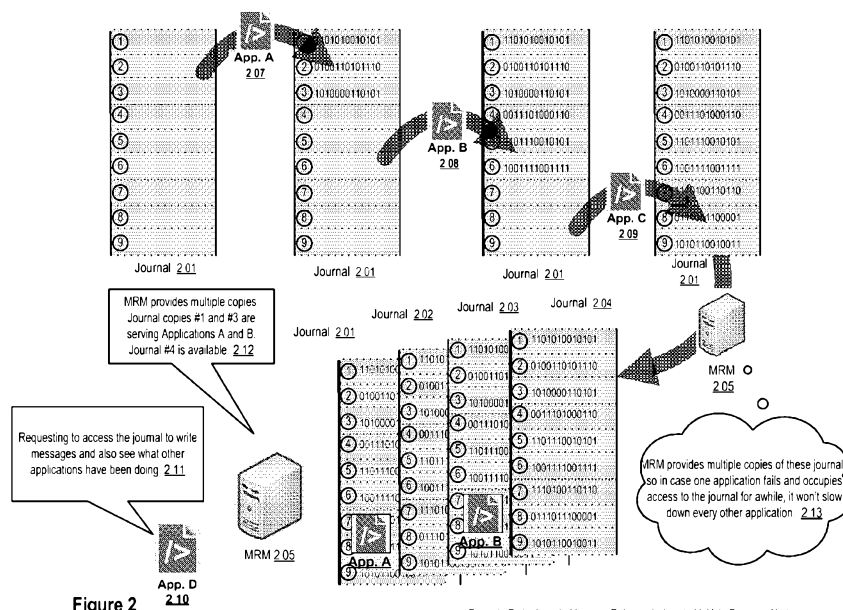


Figure 2

Example Embodiment: Message Retransmission via Multiple Repeater Nodes

(57) Abstract: Embodiments of the Message Retransmission Mechanism Apparatuses, Methods and Systems ("MRM") transform application requests for message journals via MRM components into expedited access to segmented message streams. In one implementation, the MRM may obtain message journal of messages written by applications during system operations and divide up the message obtained from the complete message journal into message segments. In some implementations, the MRM may provide recovering applications access to said message segments for expedited message consumption.

1 **TECHNIQUES FOR MESSAGE RETRANSMISSION MECHANISM**

2 **NOTICE**

3 **[0001]** This application for letters patent discloses and describes various novel innovations
4 and inventive aspects of message retransmission mechanism and memory address space
5 management technologies (hereinafter “disclosure”) and contains material that is subject to
6 copyright, mask work, and/or other intellectual property protection. The respective owners of such
7 intellectual property have no objection to the facsimile reproduction of the disclosure by anyone
8 as it appears in published Patent Office file/records, but otherwise reserve all rights.

9 **CROSS-REFERENCE TO RELATED APPLICATIONS**

10 **[0002]** The present application claims priority to: (a) U.S. Provisional Application No.
11 61/951,364, filed March 11, 2014; and (b) U.S. Provisional Application No. 61/951,390, filed
12 March 11, 2014. The subject matter of the present application is related to the co-pending U.S.
13 Utility Application No. 14/644,674, filed March 11, 2015, which claims priority to U.S.
14 Provisional Application No. 61/951,374, filed March 11, 2014. The subject matter of the present
15 application is also related to PCT International Application No. PCT/US2013/059558, filed
16 September 12, 2013. Each of the above-referenced related applications is incorporated herein by
17 reference in its entirety.

FIELD

1
2 **[0003]** The present innovations generally address techniques for application
3 message journaling management, and more particularly, include Message Retransmission
4 Mechanism Apparatuses, Methods and Systems (“MRM”).

BACKGROUND

5
6 **[0004]** In one aspect of a computer system, during its operations, software
7 applications may write messages to a journal as they perform actions or react to external
8 events. Apart from writing their own messages, software applications sometimes access
9 messages written by other applications. It is an object of at least preferred embodiments of the
10 present invention to improve the processes for journal access and consumption by applications.
11 An additional or alternative object is to at least provide the public with a useful choice.

SUMMARY OF THE INVENTION

12
13 **[0005]** Embodiments of the Message Retransmission Mechanism Apparatuses, Methods
14 and Systems (“MRM”) transform application requests for message journals via MRM components
15 into expedited access to segmented message streams. In one implementation, the MRM may
16 obtain message journal of messages written by applications during system operations and divide
17 up the message obtained from the complete message journal into message segments. In some
18 implementations, the MRM may provide recovering applications access to said message segments
19 for expedited message consumption.

20 **[0006]** According to one particular embodiment of the present invention, an expedited
21 message retransmission method for a computer system may comprise the steps of: maintaining, in

1 a storage medium of the computer system, a master journal of sequenced messages generated from
2 a plurality of messages written by applications or processes during operations of the computer
3 system, at least one subset of said applications or processes requiring access to said sequenced
4 messages to function properly; determining an estimated demand for access to said sequenced
5 messages by said at least one subset of applications or processes that may experience failovers;
6 generating, based on said estimated demand, one or more journal copies and/or one or more journal
7 segments by duplicating content of said master journal, each said journal copy or journal segment
8 being independently accessible by a single application or process at any given moment; and
9 allocating said one or more journal copies and/or said one or more journal segments, upon demand,
10 to some of said at least one subset of said applications or processes that have experienced failovers
11 or a gap in said sequenced messages, such that multiple applications or processes can
12 simultaneously access the content of said master journal, thereby expediting access to said
13 sequenced messages in said master journal by said some applications or processes in their recovery
14 from said failovers or said gap in said sequenced messages.

15 **[0007]** The term ‘comprising’ as used in this specification means ‘consisting at least in part
16 of’. When interpreting each statement in this specification that includes the term ‘comprising’,
17 features other than that or those prefaced by the term may also be present. Related terms such as
18 ‘comprise’ and ‘comprises’ are to be interpreted in the same manner.

19 **[0008]** According to another particular embodiment of the present invention, a computer
20 system implementing expedited message retransmission may comprise at least one computer
21 processor and at least one storage medium disposed in communication with the at least one
22 computer processor. The at least one storage medium may store computer instructions to cause
23 the at least one computer processor to: maintain, in said at least one storage medium of the

1 computer system, a master journal of sequenced messages generated from a plurality of messages
2 written by applications or processes during operations of the computer system, at least one subset
3 of said applications or processes requiring access to said sequenced messages to function properly;
4 determine an estimated demand for access to said sequenced messages by said at least one subset
5 of applications or processes that may experience failovers; generate, based on said estimated
6 demand, one or more journal copies and/or one or more journal segments by duplicating content
7 of said master journal, each said journal copy or journal segment being independently accessible
8 by a single application or process at any given moment; and allocate said one or more journal
9 copies and/or said one or more journal segments, upon demand, to some of said at least one subset
10 of said applications or processes that have experienced failovers or a gap in said sequenced
11 messages, such that multiple applications or processes can simultaneously access the content of
12 said master journal, thereby expediting access to said sequenced messages in said master journal
13 by said some applications or processes in their recovery from said failovers or said gap in said
14 sequenced messages.

15 **[0009]** According to yet another particular embodiment of the present invention, a non-
16 transitory computer readable medium may have computer instructions which, when executed,
17 causes a computer system to implement expedited message retransmission. The non-transitory
18 computer readable medium may comprise code for: maintaining, in a storage medium of the
19 computer system, a master journal of sequenced messages generated from a plurality of messages
20 written by applications or processes during operations of the computer system, at least one subset
21 of said applications or processes requiring access to said sequenced messages to function properly;
22 determining an estimated demand for access to said sequenced messages by said at least one subset
23 of applications or processes that may experience failovers; generating, based on said estimated

1 demand, one or more journal copies and/or one or more journal segments by duplicating content
2 of said master journal, each said journal copy or journal segment being independently accessible
3 by a single application or process at any given moment; and allocating said one or more journal
4 copies and/or said one or more journal segments, upon demand, to some of said at least one subset
5 of said applications or processes that have experienced failovers or a gap in said sequenced
6 messages, such that multiple applications or processes can simultaneously access the content of
7 said master journal, thereby expediting access to said sequenced messages in said master journal
8 by said some applications or processes in their recovery from said failovers or said gap in said
9 sequenced messages.

10 **[0010]** One technical effect of the present invention is to speed up the access to and
11 consumption of a journal of sequenced messages by applications or processes which in turn
12 significantly speeds up the recovery of failed applications or processes.

13 **[0011]** Another technical effect of the present invention is the dynamic adjustment or
14 control of journal access by multiple applications or processes including load-balancing among
15 journal copies/segments based on an estimated demand for journal access.

16 **[0012]** Other benefits, advantages, or technical effects may be appreciated by those of
17 ordinary skill in the art reading the disclosure herein and/or by practicing one or more
18 embodiments of the present invention.

BRIEF DESCRIPTION OF THE DRAWINGS

[0013] The accompanying appendices, drawings, figures, images, etc. illustrate various exemplary, non-limiting, inventive aspects, embodiments, and features (“e.g.,” or “example(s)”) in accordance with the present disclosure:

[0014] FIGURE 1 shows block diagrams illustrating examples of the MRM providing application message journaling management according to an embodiment of the present invention;

[0015] FIGURE 1A shows a flow chart illustrating one exemplary process for message journaling management according to an embodiment of the present invention;

[0016] FIGURE 2 shows a diagram illustrating examples of providing applications via an MRM component duplicates of complete message journals for recovery according to embodiments of the present invention;

[0017] FIGURE 3 shows a datagraph diagram illustrating examples of providing applications via an MRM component stream segmented message journals for recovery according to embodiments of the present invention;

[0018] FIGURE 4 shows a block diagram illustrating examples of an MRM controller according to embodiments of the present invention;

DETAILED DESCRIPTION OF THE INVENTION

[0019] Embodiments of the Message Retransmission Mechanism Apparatuses, Methods And Systems (hereinafter “MRM”) may transform application requests for message journals, via MRM components, into expedited access to segmented message streams.

1 [0020] FIGURE 1 shows block diagrams illustrating examples of the MRM providing
2 application message journaling management to applications needing access to message journals.
3 In some implementations, applications write messages to a journal as they perform actions and/or
4 react to external events during normal system operations. For example, applications may need to
5 receive and process messages that come from external parties, such as but not limited to messages
6 related to securities transactions and markets. For example, the software applications of an
7 electronic trading system may be exchanging and processing Financial Information eXchange
8 (FIX) formatted messages such as, but not limited to order entry, modify, cancel, etc., trading
9 messages, order confirmation reports, market data messages and/or the like. In some
10 embodiments, the applications may write into a journal to record their activities as they exchange
11 messages with other applications and/or external third parties and process the messages and act
12 upon them. In some embodiments, the applications may need to be apprised of the activities of
13 some or all of the other applications executing during system operation, and in some embodiments
14 may need to access the message journal that may contain the messages written by all applications.
15 For example, an application 101 may have a gap in its consumption of journal messages and may
16 need to access the journal to fill the gap. For instance, the application may have crashed and/or
17 dropped messages as a result of transmission issues (e.g., at the network layer, etc), and it may
18 need to recover the missing messages from the journal. In some embodiments, it may also need
19 to write messages of its own into the journal.

20 [0021] In some implementations, an application 101 may need to access the journal
21 regularly to re-access missed messages and fill any gaps in its journal message consumption. In
22 some implementations, an application's repeated requests to the messages of a journal may
23 interfere with other applications' 102 requests for access to the same journal. For example, a

1 request by an application 101 may compete with the requests of other applications 102 and result
2 in a queue of applications waiting for their turn to access the journal, e.g., 103. In some
3 implementations, the waiting applications may themselves be trying to recover missing messages,
4 and as they wait for the journal to become available, they may end up falling further behind in
5 their recovery. For example, other applications may be writing into the journal while an
6 application is waiting, resulting in an increased recovery time for the waiting application as it may
7 need to access the messages written into the journal when the application was in a queue, e.g., 104.
8 In some implementations, this may create a chain reaction of increasing wait and recovery time
9 for subsequent waiting applications and may result in degraded performance for the waiting
10 applications and/or the system as a whole.

11 **[0022]** In some implementations, the MRM may provide the applications an expedited
12 access to journals via the generation of multiple duplicate copies and segmentation of the complete
13 message journal, e.g., 106. For example, the MRM may avail to the applications a series of
14 journals giving the applications more than one source to recover from. In these embodiments, the
15 process of accessing journals may be more load-balanced in that there may be more queues but
16 shorter ones.

17 **[0023]** In some embodiments, even the shorter queues may have a long wait time though.
18 For example, a recovering application may have a large amount of messages to catch up with, and
19 as such may take a long time at a journal, causing a long delay for other applications in the queue,
20 however short the queue is. Accordingly, the MRM may further provide for an expedited
21 turnaround at a journal access point by splitting up the complete message journal into several
22 segments and availing the segments to several applications simultaneously. For example,
23 applications may proceed from one segmented journal to another obtaining the relevant messages

1 they need for recovery but without spending extended amount of time at one journal and causing
2 delay to other applications that need access to the journals for recovery.

3 **[0024]** With reference to FIGURE 2, in some implementations, applications 207 may write
4 messages to a journal 201 as they perform actions or react to external events. In some
5 implementations, the applications 208-209 may be reading the messages of other applications and
6 keeping abreast of all the activities during system operations. For example, application A may
7 write messages in the first three rows of journal 201, and a subsequent application B may read
8 these messages as it is also writing its own messages on the next batch of available rows in the
9 journal (e.g., the next three rows). In some implementations, an application 210 may have
10 experienced a gap in its consumption of the journalled messages. For example, the application
11 may have dropped messages as a result of transmission issues at the network layer and now may
12 need a means to recover the lost messages, e.g., 211. In some implementations, there may be other
13 applications that may seek access to the journal for their own recovery needs and a queue may
14 form if there is only one journal, or the number of journal copies available is not sufficient to meet
15 the demands of the applications in queue. In some implementations, the MRM may provide
16 duplicate copies 202-204 of the complete message journal to allow applications expedited access
17 to missed messages, e.g., 213. For example, if one journal is occupied by a given application,
18 other applications may recover missed messages from one of the other available journals that may
19 be duplicates of the first journal, e.g., 212.

20 **[0025]** In some implementations, even with multiple duplicate journals, a queue may form
21 if one application occupies a journal for an extended period of time. For example, an application
22 may be starting up fresh and/or may have missed a large amount of messages. For example, the
23 application may have started later in the day and may need to catch up to all of the messages that

1 may have already been processed. In some implementations, it may take the application a long
2 time to recover and process all missed messages, occupying a single journal and causing a queue
3 and delayed recovery for other applications that may need access to the journal.

4 **[0026]** With reference to FIGURE 3, in some embodiments, applications 307-309 may
5 write messages to a journal 301 as they perform actions or react to external events, and may also
6 need to keep up with messages written by other applications to the journal, as described in detail
7 above with reference to FIGURE 2. In some embodiments, an application recovering missed
8 messages may occupy the journal for an extended time, and compete with the requests of other
9 applications for access to same journal. In some embodiments, the MRM may provide the
10 applications an expedited access to journals via the segmentation of the complete message journal
11 and/or its multiple duplicate copies, e.g., 311. For example, the MRM may divide up the complete
12 message journal into segments 302-304 and assign specific segments to specific journals to avail
13 the message segments to several applications simultaneously, e.g., 313.

14 **[0027]** In some embodiments, a disconnected application 310 seeking to recover missed
15 messages may obtain a segment of the complete journal message from one segment, before moving
16 on to the next journal to obtain another segment of the original complete message. In such
17 embodiments, the time the application spends at each journal may be less than what it would have
18 spent obtaining the complete message from only one journal. For example, once the disconnected
19 application obtains the message segment from one journal, it may move on to another journal
20 allowing other applications quicker access to said one journal. In some embodiments, if the
21 disconnected application still has a message gap, it may proceed to other journals that contain the
22 relevant message segments and access those messages from these journals. In some embodiments,
23 the time each application spends at a given journal may be limited, allowing for shorter and faster

1 queues of applications waiting for access to messages stored in journals. For example, with
2 segmented message journals, the time each application spends on any given journal may be less
3 than it would have spent on a journal with a complete message, and as such may lead to a faster
4 message gap filling for applications trying to receiver missed messages, e.g., 312.

5 **[0028]** FIGURE 1A shows a flow chart illustrating one exemplary process for message
6 journaling management according to an embodiment of the present invention. The exemplary
7 process or its variations may be implemented in any computer system where the order or sequence
8 by which events occur is important. For example, the computer system may be an electronic
9 trading system, an auction-based sale system, or a gaming system. For illustration, the preferred
10 embodiments are described in the context of an electronic trading system such as one implemented
11 by a securities exchange.

12 **[0029]** In Step 110, the computer system may maintain a master journal of sequenced
13 messages in its storage medium. For example, in an electronic trading system for financial
14 instruments such as stocks and bonds, the core software applications, such as FIX order
15 entry/trading gateways, matching engine, market data applications, reference data applications,
16 and post-trade integration applications may be running on one or more computer servers
17 simultaneously, and the applications all communicate via a central messaging bus and thereby
18 generate a large number of messages at any given moment. These messages may include but are
19 not limited to orders, trades, quotes, inter-application communication, and so on. The un-
20 sequenced messages are all routed through a sequencer which arranges them into a sequenced
21 stream according to the order in which they were processed/sequenced. As a result, the sequencer
22 continues to generate a high fidelity deterministic record (a.k.a. the “journal”) of all messages in
23 their right order.

1 **[0030]** The journal is then republished or made available to the components of the trading
2 system which, to perform their respective functions, need access to the sequenced messages. If
3 one of the components (e.g., an application or process, referred to hereinafter simply as
4 “application”) has to recover from a failover, it must catch up with the ever-growing sequence of
5 messages, by accessing the message journal, in order to return to its intended functioning state.
6 For instance, a crash of just 10 seconds could cause an application to miss multiple millions of
7 messages – it has to catch up with those millions of messages before it could function again. The
8 message journal is therefore critical to system recovery and redundancy. The message journal also
9 helps an exchange to meet its books and records requirements.

10 **[0031]** However, if a significant number of applications have failed, for example, during
11 hardware failure of a server supporting several applications, the demand for access to the message
12 journal would spike, especially during busy trading hours. With so many applications wanting to
13 catch up on the message stream, they have to wait in a queue: if one application is “at the well”
14 reading from the journal, another has to wait in line behind it. While they are waiting to catch up,
15 the number of journalled messages keeps growing, causing those applications (which are
16 attempting to quickly recover) to fall further behind.

17 **[0032]** Accordingly, it is desirable to estimate (in Step 112) the demand for access to the
18 message journal by failed applications. It may be predicted or forecasted, based on current and/or
19 past performance of the computer system, which hardware and/or software component(s) might
20 experience a failure and which or how many applications might be impacted by the failure. A
21 number of factors may be considered to determine the estimated demand for journal access,
22 including but not limited to known or potential software failures, known or potential hardware
23 failures, the number of applications or processes affected by a software or hardware failure, the

1 speed at which an application or process accesses messages in the journal, a journal copy, or a
2 journal segment, a desired recovery time for a failed application or process (e.g., how fast or the
3 maximum amount of time it takes to fully recover), and expected workload of the computer system
4 (which may vary depending the time of day or day of the week, for example).

5 **[0033]** Based on the estimated demand, the computer system may be configured to
6 generate one or more journal copies (in Step 114) by duplicating content of the master journal
7 and/or generate one or more journal segments (in Step 116) by duplicating content of the master
8 journal. According to embodiments of the present invention, the journal segments may be
9 generated either directly from the master copy (or “golden copy”) of the message journal or from
10 one of the journal copies created in Step 114. The generation of the journal copies and/or journal
11 segments may be accomplished with a dedicated software or hardware module such as a repeater.

12 **[0034]** Next, in Step 118, the journal copies and/or journal segments may be allocated to
13 failed applications to expedite their recovery. The allocation could be achieved in a number of
14 ways. For example, the journal copies or segments may be pre-assigned to the failed applications
15 or the applications to the journal copies/segments. Alternatively (and more preferably), an
16 application may simply request access to a specified portion of the journal content and waits until
17 it finds an unoccupied journal copy/segment—much like some grocery store checkout lines where
18 customers form a single queue served collectively by multiple cashiers and the first person in line
19 goes to the cashier who becomes available next. Preferably, the number of journal
20 copies/segments is sufficiently large to accommodate the total number of failed applications such
21 that none of the applications has to wait in a long queue for its turn. According to one embodiment,
22 the journal copies/segments may be enough to allow immediate access by each of the failed
23 applications or to be allocated to queues with no more than 2-3 applications in each queue.

1 [0035] For a more specific example, if one microsecond (i.e., 1000 nanoseconds) is chosen
2 as the maximum recovery time and it is estimated 10 failed applications have to recover by
3 catching up with the journal, then on average it should take no longer than 100 nanoseconds for
4 each application to complete its access to the journal. The amount of time taken by an application
5 to access a message may be calculated or estimated based on (a) the size of the messages in terms
6 of X bits and/or bytes and (b) the number of nanoseconds it would take to process X bits or bytes.
7 The maximum number of messages that could be processed in 100 nanoseconds may be calculated
8 as a limitation on the size of journal segments.

9 [0036] A number of options may be available to configure the number of journal copies or
10 journal segments. For instance, instead of having a single queue with 10 applications where only
11 the first application could access the journal, the journal content may be replicated to a journal
12 copy so that 2 copies of the same journal may be allocated to the 10 applications—2 queues with
13 5 applications per queue. Better yet, 5 copies of the same journal could be made available to the
14 10 applications—5 queues with 2 applications per queue, allowing 5 applications to access the
15 journals. As a result, the recovery time for the 10 applications may be significantly shortened.

16 [0037] Alternatively, to the extent the 10 applications need to access different portions of
17 the message journal, one or more journal copies may be further divided into journal segments
18 where each segment contains a subset of the message journal having a shorter stream of sequenced
19 messages. For instance, with the 10 failed applications, 3 journal copies may be created and one
20 of the journal copies may be further split into three journal segments. Accordingly, 5 queues may
21 be formed with 2 applications in each queue, where two queues of applications access two of the
22 whole journal copies while three queues access the three journal segments. In either approach
23 (with or without journal segments), further load-balancing may be applied to the queues of

1 applications, for example, to adjust their respective assignments of the journal copies and/or
2 journal segments.

3 **[0038]** After the journal copies and/or journal segments have been generated and allocated
4 to the applications (e.g., either pre-assigned to the applications or allocated upon demand), the
5 computer system continues to accumulate more messages in the journalled sequence. Thus, while
6 the “golden copy” of the message journal is constantly updated with the latest sequenced messages.

7 **[0039]** However, content of the previously created journal copies/segments may become
8 outdated and incomplete.

9 **[0040]** In the case of multiple complete journal copies, each journal copy may continue to
10 read the sequenced stream, adding to its own journal, and it can do this without concern for
11 becoming out of sync with other journal copies because the stream is sequenced and hence
12 deterministic – all journals have all messages in the same order according to their sequence
13 numbers. If any messages are missed, then a journal copy will re-request from another journal
14 copy to back-fill missing messages. Once messages are filled, it recommences reading from the
15 stream in real-time.

16 **[0041]** In the case of segmented journals, each journal segment, once complete, will
17 become static and only the next actively building segment will be active. For example, if each
18 segment holds 10 messages, and 35 messages have been written to the stream you will have 3
19 complete and static segments, and one actively building segment with 5 of its 10 message capacity
20 filled. If it successfully reads the remaining 5 messages it becomes static and a fifth segment
21 begins. If it misses any messages, let’s say it dropped message #8, it will re-request message #8,
22 and once it gets it, proceed to messages #9 and #10. There may be race conditions where while it

1 is re-requesting #8, #9 gets sequenced and it misses #9 too so has to re-request #9. Eventually it
2 races to catch up and re-transitions back to the real-time stream.

3 **[0042]** Thus, the only way in which a full journal copy or journal segment becomes
4 incomplete is typically when it misses a message, which it must re-request. In the case of journal
5 segments the complete aggregate journal record may be incomplete if the most recent, actively
6 building segment has missed messages and is incomplete.

7 **[0043]** In Step 120, in order for the journal copies/segments to catch up with the ever-
8 growing message journal, content of at least one of the journal copies/segments may be updated
9 or synchronized with either the content of the master journal (i.e., the golden copy) or the content
10 of another (more updated) journal copy/segment.

11 **[0044]** The (non-segmented) journal copies may be dynamically updating in real-time and
12 thus continually growing in length. For journal segments, if the number of messages is limited to
13 1000 per journal segment, then new segments will be started with every 1001st message and will
14 be updated dynamically until the 1000th message. If an application needs to re-request from a
15 journal segment that is dynamically updating, it will need to only request up to the most recent
16 message sequence number before it is “caught up” and able to start reading from the stream
17 concurrently with the journal segment.

18 **[0045]** According to some embodiments of the present invention, the journal copies and/or
19 journal segments may be organized into a hierarchy of multiple tiers and one journal copy/segment
20 may be able to “catch up” from another journal copy/segment. For example, the journal
21 copies/segments may be designated Tier-1, Tier-2, Tier-3, and so on. A Tier-1 journal
22 copy/segment is always up-to-date with the “golden copy” and can only be accessed by Tier-2
23 and/or Tier-3 journal copies/segments when they have to catch up. A Tier-2 journal copy/segment

1 can only catch up from other Tier-2 journal copies/segments and, if necessary, from a Tier-1
2 journal copy/segment; a Tier-3 journal copy/segment can only catch up from other Tier-3 journal
3 copies/segments and, if necessary, from a Tier-2 or Tier-1 journal copy/segment.

4 **MRM Controller**

5 [0046] FIGURE 4 shows a block diagram illustrating examples of an MRM controller 401.
6 In this embodiment, the MRM controller 401 may serve to aggregate, process, store, search, serve,
7 identify, instruct, generate, match, and/or facilitate interactions with a computer through various
8 technologies, and/or other related data.

9 [0047] Users, e.g., 433a, which may be people and/or other systems, may engage
10 information technology systems (e.g., computers) to facilitate information processing. In turn,
11 computers employ processors to process information; such processors 403 may be referred to as
12 central processing units (CPU). One form of processor is referred to as a microprocessor. CPUs
13 use communicative circuits to pass binary encoded signals acting as instructions to enable various
14 operations. These instructions may be operational and/or data instructions containing and/or
15 referencing other instructions and data in various processor accessible and operable areas of
16 memory 429 (e.g., registers, cache memory, random access memory, etc.). Such communicative
17 instructions may be stored and/or transmitted in batches (e.g., batches of instructions) as programs
18 and/or data components to facilitate desired operations. These stored instruction codes, e.g.,
19 programs, may engage the CPU circuit components and other motherboard and/or system
20 components to perform desired operations. One type of program is a computer operating system,
21 which may be executed by CPU on a computer; the operating system enables and facilitates users
22 to access and operate computer information technology and resources. Some resources that may

1 be employed in information technology systems include: input and output mechanisms through
2 which data may pass into and out of a computer; memory storage into which data may be saved;
3 and processors by which information may be processed. These information technology systems
4 may be used to collect data for later retrieval, analysis, and manipulation, which may be facilitated
5 through a database program. These information technology systems provide interfaces that allow
6 users to access and operate various system components.

7 **[0048]** In one embodiment, the MRM controller 401 may be connected to and/or
8 communicate with entities such as, but not limited to: one or more users from user input devices
9 411; peripheral devices 412; an optional cryptographic processor device 428; and/or a
10 communications network 413. For example, the MRM controller 401 may be connected to and/or
11 communicate with users, e.g., 433a, operating client device(s), e.g., 433b, including, but not
12 limited to, personal computer(s), server(s) and/or various mobile device(s) including, but not
13 limited to, cellular telephone(s), smartphone(s) (e.g., iPhone®, Blackberry®, Android OS-based
14 phones etc.), tablet computer(s) (e.g., Apple iPad™, HP Slate™, Motorola Xoom™, etc.), eBook
15 reader(s) (e.g., Amazon Kindle™, Barnes and Noble's Nook™ eReader, etc.), laptop computer(s),
16 notebook(s), netbook(s), gaming console(s) (e.g., XBOX Live™, Nintendo® DS, Sony
17 PlayStation® Portable, etc.), portable scanner(s), and/or the like.

18 **[0049]** Networks are commonly thought to comprise the interconnection and
19 interoperation of clients, servers, and intermediary nodes in a graph topology. It should be noted
20 that the term “server” as used throughout this application refers generally to a computer, other
21 device, program, or combination thereof that processes and responds to the requests of remote
22 users across a communications network. Servers serve their information to requesting “clients.”
23 The term “client” as used herein refers generally to a computer, program, other device, user and/or

1 combination thereof that is capable of processing and making requests and obtaining and
2 processing any responses from servers across a communications network. A computer, other
3 device, program, or combination thereof that facilitates, processes information and requests, and/or
4 furthers the passage of information from a source user to a destination user is commonly referred
5 to as a “node.” Networks are generally thought to facilitate the transfer of information from source
6 points to destinations. A node specifically tasked with furthering the passage of information from
7 a source to a destination is commonly called a “router.” There are many forms of networks such
8 as Local Area Networks (LANs), Pico networks, Wide Area Networks (WANs), Wireless
9 Networks (WLANs), etc. For example, the Internet is generally accepted as being an
10 interconnection of a multitude of networks whereby remote clients and servers may access and
11 interoperate with one another.

12 **[0050]** The MRM controller 401 may be based on computer systems that may comprise,
13 but are not limited to, components such as: a computer systemization 402 connected to memory
14 429.

15 **Computer Systemization**

16 **[0051]** A computer systemization 402 may comprise a clock 430, central processing unit
17 (“CPU(s)” and/or “processor(s)” (these terms are used interchangeably throughout the disclosure
18 unless noted to the contrary)) 403, a memory 429 (e.g., a read only memory (ROM) 406, a random
19 access memory (RAM) 405, etc.), and/or an interface bus 407, and most frequently, although not
20 necessarily, are all interconnected and/or communicating through a system bus 404 on one or more
21 (mother)board(s) 402 having conductive and/or otherwise transportive circuit pathways through
22 which instructions (e.g., binary encoded signals) may travel to effectuate communications,
23 operations, storage, etc. The computer systemization may be connected to a power source 486;

1 e.g., optionally the power source may be internal. Optionally, a cryptographic processor 426 and/or
2 transceivers (e.g., ICs) 474 may be connected to the system bus. In another embodiment, the
3 cryptographic processor and/or transceivers may be connected as either internal and/or external
4 peripheral devices 412 via the input/output (I/O) interface bus. In turn, the transceivers may be
5 connected to antenna(s) 475, thereby effectuating wireless transmission and reception of various
6 communication and/or sensor protocols; for example the antenna(s) may connect to: a Texas
7 Instruments WiLink WL1283 transceiver chip (e.g., providing 802.11n, Bluetooth 3.0, FM, global
8 positioning system (GPS) (thereby allowing MRM controller to determine its location));
9 Broadcom BCM4329FKUBG transceiver chip (e.g., providing 802.11n, Bluetooth 2.1 + EDR,
10 FM, etc.), BCM28150 (HSPA+) and BCM2076 (Bluetooth 4.0, GPS, etc.); a Broadcom
11 BCM4750IUB8 receiver chip (e.g., GPS); an Infineon Technologies X-Gold 618-PMB9800 (e.g.,
12 providing 2G/3G HSDPA/HSUPA communications); Intel's XMM 7160 (LTE & DC-HSPA),
13 Qualcomm's CDMA(2000), Mobile Data/Station Modem, Snapdragon; and/or the like. The system
14 clock may have a crystal oscillator and generates a base signal through the computer
15 systemization's circuit pathways. The clock may be coupled to the system bus and various clock
16 multipliers that will increase or decrease the base operating frequency for other components
17 interconnected in the computer systemization. The clock and various components in a computer
18 systemization drive signals embodying information throughout the system. Such transmission and
19 reception of instructions embodying information throughout a computer systemization may be
20 referred to as communications. These communicative instructions may further be transmitted,
21 received, and may comprise return and/or reply communications beyond the instant computer
22 systemization to: communications networks, input devices, other computer systemizations,
23 peripheral devices, and/or the like. It should be understood that in alternative embodiments, any

1 of the above components may be connected directly to one another, connected to the CPU, and/or
2 organized in numerous variations employed as exemplified by various computer systems.

3 **[0052]** The CPU comprises at least one high-speed data processor adequate to execute
4 program components for executing user and/or system-generated requests. Often, the processors
5 themselves will incorporate various specialized processing units, such as, but not limited to:
6 floating point units, integer processing units, integrated system (bus) controllers, logic operating
7 units, memory management control units, etc., and even specialized processing sub-units like
8 graphics processing units, digital signal processing units, and/or the like. Additionally, processors
9 may include internal fast access addressable memory, and be capable of mapping and addressing
10 memory 429 beyond the processor itself; internal memory may include, but is not limited to: fast
11 registers, various levels of cache memory (e.g., level 1, 2, 3, etc.), RAM, etc. The processor may
12 access this memory through the use of a memory address space that is accessible via instruction
13 address, which the processor can construct and decode allowing it to access a circuit path to a
14 specific memory address space having a memory state/value. The CPU may be a microprocessor
15 such as: AMD's Athlon, Duron and/or Opteron; ARM's classic (e.g., ARM7/9/11), embedded
16 (Coretx-M/R), application (Cortex-A), and secure processors; IBM and/or Motorola's DragonBall
17 and PowerPC; IBM's and Sony's Cell processor; Intel's Atom, Celeron (Mobile), Core
18 (2/Duo/i3/i5/i7), Itanium, Pentium, Xeon, and/or XScale; and/or the like processor(s). The CPU
19 interacts with memory through instruction passing through conductive and/or transportive conduits
20 (e.g., (printed) electronic and/or optic circuits) to execute stored instructions (i.e., program code).
21 Such instruction passing facilitates communication within the MRM controller and beyond
22 through various interfaces. Should processing requirements dictate a greater amount speed and/or
23 capacity, distributed processors (e.g., Distributed MRM), mainframe, multi-core, parallel, and/or

1 super-computer architectures may similarly be employed. Alternatively, should deployment
2 requirements dictate greater portability, smaller mobile devices (e.g., smartphones, Personal
3 Digital Assistants (PDAs), etc.) may be employed.

4 **[0053]** Depending on the particular implementation, features of the MRM may be achieved
5 by implementing a microcontroller such as CAST's R8051XC2 microcontroller; Intel's MCS 51
6 (i.e., 8051 microcontroller); and/or the like. Also, to implement certain features of the MRM, some
7 feature implementations may rely on embedded components, such as: Application-Specific
8 Integrated Circuit ("ASIC"), Digital Signal Processing ("DSP"), Field Programmable Gate Array
9 ("FPGA"), and/or the like embedded technology. For example, any of the MRM component
10 collection (distributed or otherwise, e.g. IMAS 341, etc) and/or features may be implemented via
11 the microprocessor and/or via embedded components; e.g., via ASIC, coprocessor, DSP, FPGA,
12 and/or the like. Alternately, some implementations of the MRM may be implemented with
13 embedded components that are configured and used to achieve a variety of features or signal
14 processing.

15 **[0054]** Depending on the particular implementation, the embedded components may
16 include software solutions, hardware solutions, and/or some combination of both
17 hardware/software solutions. For example, MRM features discussed herein may be achieved
18 through implementing FPGAs, which are a semiconductor devices containing programmable logic
19 components called "logic blocks", and programmable interconnects, such as the high performance
20 FPGA Virtex series and/or the low cost Spartan series manufactured by Xilinx. Logic blocks and
21 interconnects can be programmed by the customer or designer, after the FPGA is manufactured,
22 to implement any of the MRM features. A hierarchy of programmable interconnects allow logic
23 blocks to be interconnected as needed by the MRM system designer/administrator, somewhat like

1 a one-chip programmable breadboard. An FPGA's logic blocks can be programmed to perform the
2 operation of basic logic gates such as AND, and XOR, or more complex combinational operators
3 such as decoders or simple mathematical operations. In most FPGAs, the logic blocks also include
4 memory elements, which may be circuit flip-flops or more complete blocks of memory. In some
5 circumstances, the MRM may be developed on regular FPGAs and then migrated into a fixed
6 version that more resembles ASIC implementations. Alternate or coordinating implementations
7 may migrate MRM controller features to a final ASIC instead of or in addition to FPGAs.
8 Depending on the implementation all of the aforementioned embedded components and
9 microprocessors may be considered the "CPU" and/or "processor" for the MRM.

10 **Power Source**

11 **[0055]** The power source 486 may be of any standard form for powering small electronic
12 circuit board devices such as the following power cells: alkaline, lithium hydride, lithium ion,
13 lithium polymer, nickel cadmium, solar cells, and/or the like. Other types of AC or DC power
14 sources may be used as well. In the case of solar cells, in one embodiment, the case provides an
15 aperture through which the solar cell may capture photonic energy. The power cell 486 is
16 connected to at least one of the interconnected subsequent components of the MRM thereby
17 providing an electric current to all ther interconnected components. In one example, the power
18 source 486 is connected to the system bus component 404. In an alternative embodiment, an
19 outside power source 486 is provided through a connection across the I/O 408 interface. For
20 example, a USB and/or IEEE 1394 connection carries both data and power across the connection
21 and is therefore a suitable source of power.

Interface Adapters

[0056] Interface bus(es) 407 may accept, connect, and/or communicate to a number of interface adapters, frequently, although not necessarily in the form of adapter cards, such as but not limited to: input output interfaces (I/O) 408, storage interfaces 409, network interfaces 410, and/or the like. Optionally, cryptographic processor interfaces 427 similarly may be connected to the interface bus. The interface bus provides for the communications of interface adapters with one another as well as with other components of the computer systemization. Interface adapters are adapted for a compatible interface bus. Interface adapters may connect to the interface bus via an expansion and/or slot architecture. Various expansion and/or slot architectures may be employed, such as, but not limited to: Accelerated Graphics Port (AGP), Card Bus, ExpressCard, (Extended) Industry Standard Architecture ((E)ISA), Micro Channel Architecture (MCA), NuBus, Peripheral Component Interconnect (Extended) (PCI(X)), PCI Express, Personal Computer Memory Card International Association (PCMCIA), Thunderbolt, and/or the like.

[0057] Storage interfaces 409 may accept, communicate, and/or connect to a number of storage devices such as, but not limited to: storage devices 414, removable disc devices, and/or the like. Storage interfaces may employ connection protocols such as, but not limited to: (Ultra) (Serial) Advanced Technology Attachment (Packet Interface) ((Ultra) (Serial) ATA(PI)), (Enhanced) Integrated Drive Electronics ((E)IDE), Institute of Electrical and Electronics Engineers (IEEE) 1394, Ethernet, fiber channel, Small Computer Systems Interface (SCSI), Thunderbolt, Universal Serial Bus (USB), and/or the like.

[0058] Network interfaces 410 may accept, communicate, and/or connect to a communications network 413. Through a communications network 413, the MRM controller is accessible through remote clients 433b (e.g., computers with web browsers) by users 433a.

1 Network interfaces may employ connection protocols such as, but not limited to: direct connect,
2 Ethernet (thick, thin, twisted pair 10/100/1000 Base T, and/or the like), Token Ring, wireless
3 connection such as IEEE 802.11a-x, and/or the like. Should processing requirements dictate a
4 greater amount speed and/or capacity, distributed network controller (e.g., Distributed 4)
5 architectures may similarly be employed to pool, load balance, and/or otherwise increase the
6 communicative bandwidth required by the MRM controller. A communications network may be
7 any one and/or the combination of the following: a direct interconnection; the Internet; a Local
8 Area Network (LAN); a Metropolitan Area Network (MAN); an Operating Missions as Nodes on
9 the Internet (OMNI); a secured custom connection; a Wide Area Network (WAN); a wireless
10 network (e.g., employing protocols such as, but not limited to a Wireless Application Protocol
11 (WAP), I-mode, and/or the like); and/or the like. A network interface may be regarded as a
12 specialized form of an input output interface. Further, multiple network interfaces 410 may be used
13 to engage with various communications network types 413. For example, multiple network
14 interfaces may be employed to allow for the communication over broadcast, multicast, and/or
15 unicast networks.

16 **[0059]** Input Output interfaces (I/Os) 408 may accept, communicate, and/or connect to
17 user input devices 411, peripheral devices 412, cryptographic processor devices 428, and/or the
18 like. I/Os may employ connection protocols such as, but not limited to: audio: analog, digital,
19 monaural, RCA, stereo, and/or the like; data: Apple Desktop Bus (ADB), Bluetooth, IEEE 1394a-
20 b, serial, universal serial bus (USB); infrared; joystick; keyboard; midi; optical; PC AT; PS/2;
21 parallel; radio; video interface: Apple Desktop Connector (ADC), BNC, coaxial, component,
22 composite, digital, DisplayPort, Digital Visual Interface (DVI), high-definition multimedia
23 interface (HDMI), RCA, RF antennae, S-Video, VGA, and/or the like; wireless transceivers:

1 802.11a/b/g/n/x; Bluetooth; cellular (e.g., code division multiple access (CDMA), high speed
2 packet access (HSPA(+)), high-speed downlink packet access (HSDPA), global system for mobile
3 communications (GSM), long term evolution (LTE), WiMax, etc.); and/or the like. One output
4 device may be a video display, which may take the form of a Cathode Ray Tube (CRT), Liquid
5 Crystal Display (LCD), Light Emitting Diode (LED), Organic Light Emitting Diode (OLED),
6 Plasma, and/or the like based monitor with an interface (e.g., VGA, DVI circuitry and cable) that
7 accepts signals from a video interface. The video interface composites information generated by a
8 computer systemization and generates video signals based on the composited information in a
9 video memory frame. Another output device is a television set, which accepts signals from a video
10 interface. Often, the video interface provides the composited video information through a video
11 connection interface that accepts a video display interface (e.g., an RCA composite video
12 connector accepting an RCA composite video cable; a DVI connector accepting a DVI display
13 cable, HDMI, etc.).

14 **[0060]** User input devices 411 often are a type of peripheral device 412 (see below) and
15 may include: card readers, dongles, finger print readers, gloves, graphics tablets, joysticks,
16 keyboards, microphones, mouse (mice), remote controls, retina readers, touch screens (e.g.,
17 capacitive, resistive, etc.), trackballs, trackpads, sensors (e.g., accelerometers, ambient light, GPS,
18 gyroscopes, proximity, etc.), styluses, and/or the like.

19 **[0061]** Peripheral devices 412 may be connected and/or communicate to I/Os and/or other
20 facilities of the like such as network interfaces, storage interfaces, directly to the interface bus,
21 system bus, the CPU, and/or the like. Peripheral devices may be external, internal and/or part of
22 the MRM controller. Peripheral devices may include: antennae, audio devices (e.g., line-in, line-
23 out, microphone input, speakers, etc.), cameras (e.g., still, video, webcam, etc.), dongles (e.g., for

1 copy protection, ensuring secure transactions with a digital signature, and/or the like), external
2 processors (for added capabilities; e.g., crypto devices 428), force-feedback devices (e.g., vibrating
3 motors), near field communication (NFC) devices, network interfaces, printers, radio frequency
4 identifiers (RFIDs), scanners, storage devices, transceivers (e.g., cellular, GPS, etc.), video devices
5 (e.g., goggles, monitors, etc.), video sources, visors, and/or the like. Peripheral devices often
6 include types of input devices (e.g., microphones, cameras, etc.).

7 **[0062]** It should be noted that although user input devices and peripheral devices may be
8 employed, the MRM controller may be embodied as an embedded, dedicated, and/or monitor-less
9 (i.e., headless) device, wherein access would be provided over a network interface connection.

10 **[0063]** Cryptographic units such as, but not limited to, microcontrollers, processors 426,
11 interfaces 427, and/or devices 428 may be attached, and/or communicate with the MRM controller.
12 A MC68HC16 microcontroller, manufactured by Motorola Inc., may be used for and/or within
13 cryptographic units. The MC68HC16 microcontroller utilizes a 16-bit multiply-and-accumulate
14 instruction in the 16 MHz configuration and requires less than one second to perform a 512-bit
15 RSA private key operation. Cryptographic units support the authentication of communications
16 from interacting agents, as well as allow for anonymous transactions. Cryptographic units may
17 also be configured as part of the CPU. Equivalent microcontrollers and/or processors may also be
18 used. Other commercially available specialized cryptographic processors include: the Broadcom's
19 CryptoNetX and other Security Processors; nCipher's nShield (e.g., Solo, Connect, etc.),
20 SafeNet's Luna PCI (e.g., 7100) series; Semaphore Communications' 40 MHz Roadrunner 184;
21 sMIP's (e.g., 208956); Sun's Cryptographic Accelerators (e.g., Accelerator 6000 PCIe Board,
22 Accelerator 500 Daughtercard); / (e.g., L2100, L2200, U2400) line, which is capable of performing
23 500+ MB/s of cryptographic instructions; VLSI Technology's 33 MHz 6868; and/or the like.

Memory

1
2 **[0064]** Generally, any mechanization and/or embodiment allowing a processor to affect
3 the storage and/or retrieval of information is regarded as memory 429. However, memory is a
4 fungible technology and resource, thus, any number of memory embodiments may be employed
5 in lieu of or in concert with one another. It is to be understood that the MRM controller and/or a
6 computer systemization may employ various forms of memory 429. For example, a computer
7 systemization may be configured wherein the operation of on-chip CPU memory (e.g., registers),
8 RAM, ROM, and any other storage devices are provided by a paper punch tape or paper punch
9 card mechanism; however, such an embodiment would result in an extremely slow rate of
10 operation. In one configuration, memory 429 will include ROM 406, RAM 405, and a storage
11 device 414. A storage device 414 may employ any number of computer storage devices/systems.
12 Storage devices may include a drum; a (fixed and/or removable) magnetic disk drive; a magneto-
13 optical drive; an optical drive (i.e., Blu-ray, CD ROM/RAM/Recordable (R)/ReWritable (RW),
14 DVD R/RW, HD DVD R/RW etc.); an array of devices (e.g., Redundant Array of Independent
15 Disks (RAID)); solid state memory devices (USB memory, solid state drives (SSD), etc.); other
16 processor-readable storage mediums; and/or other devices of the like. Thus, a computer
17 systemization generally requires and makes use of memory.

Component Collection

18
19 **[0065]** The memory 429 may contain a collection of program and/or database components
20 and/or data such as, but not limited to: operating system component(s) 415 (operating system);
21 information server component(s) 416 (information server); user interface component(s) 417 (user
22 interface); Web browser component(s) 418 (Web browser); database(s) 419; mail server
23 component(s) 421; mail client component(s) 422; cryptographic server component(s) 420

1 (cryptographic server); the MRM component(s) 435; and/or the like (i.e., collectively a component
2 collection). These components may be stored and accessed from the storage devices and/or from
3 storage devices accessible through an interface bus. Although non-conventional program
4 components such as those in the component collection, may be stored in a local storage device
5 414, they may also be loaded and/or stored in memory such as: peripheral devices, RAM, remote
6 storage facilities through a communications network, ROM, various forms of memory, and/or the
7 like.

8 **Operating System**

9 **[0066]** The operating system component 415 is an executable program component
10 facilitating the operation of the MRM controller. The operating system may facilitate access of
11 I/Os, network interfaces, peripheral devices, storage devices, and/or the like. The operating system
12 may be a highly fault tolerant, scalable, and secure system such as: Apple Macintosh OS X
13 (Server); AT&T Plan 9; Be OS; Unix and Unix-like system distributions (such as AT&T's UNIX;
14 Berkley Software Distribution (BSD) variations such as FreeBSD, NetBSD, OpenBSD, and/or the
15 like; Linux distributions such as Red Hat, Ubuntu, and/or the like); and/or the like operating
16 systems. However, more limited and/or less secure operating systems also may be employed such
17 as Apple Macintosh OS, IBM OS/2, Microsoft DOS, Microsoft Windows
18 2000/2003/3.1/95/98/CE/Millennium/NT/Vista/XP (Server), Palm OS, and/or the like. In addition,
19 emobile operating systems such as Apple's iOS, Google's Android, Hewlett Packard's WebOS,
20 Microsofts Windows Mobile, and/or the like may be employed. Any of these operating systems
21 may be embedded within the hardware of the MRM controller, and/or stored/loaded into
22 memory/storage. An operating system may communicate to and/or with other components in a
23 component collection, including itself, and/or the like. Most frequently, the operating system

1 communicates with other program components, user interfaces, and/or the like. For example, the
2 operating system may contain, communicate, generate, obtain, and/or provide program
3 component, system, user, and/or data communications, requests, and/or responses. The operating
4 system, once executed by the CPU, may enable the interaction with communications networks,
5 data, I/O, peripheral devices, program components, memory, user input devices, and/or the like.
6 The operating system may provide communications protocols that allow the MRM controller to
7 communicate with other entities through a communications network 413. Various communication
8 protocols may be used by the MRM controller as a subcarrier transport mechanism for interaction,
9 such as, but not limited to: multicast, TCP/IP, UDP, unicast, and/or the like.

10

Information Server

11 **[0067]** An information server component 416 is a stored program component that is
12 executed by a CPU. The information server may be an Internet information server such as, but not
13 limited to Apache Software Foundation's Apache, Microsoft's Internet Information Server, and/or
14 the like. The information server may allow for the execution of program components through
15 facilities such as Active Server Page (ASP), ActiveX, (ANSI) (Objective-) C (++), C#
16 and/or .NET, Common Gateway Interface (CGI) scripts, dynamic (D) hypertext markup language
17 (HTML), FLASH, Java, JavaScript, Practical Extraction Report Language (PERL), Hypertext Pre-
18 Processor (PHP), pipes, Python, wireless application protocol (WAP), WebObjects, and/or the
19 like. The information server may support secure communications protocols such as, but not limited
20 to, File Transfer Protocol (FTP); HyperText Transfer Protocol (HTTP); Secure Hypertext Transfer
21 Protocol (HTTPS), Secure Socket Layer (SSL), messaging protocols (e.g., America Online (AOL)
22 Instant Messenger (AIM), Apple's iMessage, Application Exchange (APEX), ICQ, Internet Relay
23 Chat (IRC), Microsoft Network (MSN) Messenger Service, Presence and Instant Messaging

1 Protocol (PRIM), Internet Engineering Task Force's (IETF's) Session Initiation Protocol (SIP),
2 SIP for Instant Messaging and Presence Leveraging Extensions (SIMPLE), open XML-based
3 Extensible Messaging and Presence Protocol (XMPP) (i.e., Jabber or Open Mobile Alliance's
4 (OMA's) Instant Messaging and Presence Service (IMPS)), Yahoo! Instant Messenger Service,
5 and/or the like. The information server provides results in the form of Web pages to Web browsers,
6 and allows for the manipulated generation of the Web pages through interaction with other
7 program components. After a Domain Name System (DNS) resolution portion of an HTTP request
8 is resolved to a particular information server, the information server resolves requests for
9 information at specified locations on the MRM controller based on the remainder of the HTTP
10 request. For example, a request such as `http://123.124.125.126/myInformation.html` might have
11 the IP portion of the request "123.124.125.126" resolved by a DNS server to an information server
12 at that IP address; that information server might in turn further parse the http request for the
13 `"/myInformation.html"` portion of the request and resolve it to a location in memory containing
14 the information "myInformation.html." Additionally, other information serving protocols may be
15 employed across various ports, e.g., FTP communications across port 21, and/or the like. An
16 information server may communicate to and/or with other components in a component collection,
17 including itself, and/or facilities of the like. Most frequently, the information server communicates
18 with the MRM database 419, operating systems, other program components, user interfaces, Web
19 browsers, and/or the like.

20 **[0068]** Access to the MRM database may be achieved through a number of database bridge
21 mechanisms such as through scripting languages as enumerated below (e.g., CGI) and through
22 inter-application communication channels as enumerated below (e.g., CORBA, WebObjects, etc.).
23 Any data requests through a Web browser are parsed through the bridge mechanism into

1 appropriate grammars as required by the MRM. In one embodiment, the information server would
2 provide a Web form accessible by a Web browser. Entries made into supplied fields in the Web
3 form are tagged as having been entered into the particular fields, and parsed as such. The entered
4 terms are then passed along with the field tags, which act to instruct the parser to generate queries
5 directed to appropriate tables and/or fields. In one embodiment, the parser may generate queries
6 in standard SQL by instantiating a search string with the proper join/select commands based on
7 the tagged text entries, wherein the resulting command is provided over the bridge mechanism to
8 the MRM as a query. Upon generating query results from the query, the results are passed over the
9 bridge mechanism, and may be parsed for formatting and generation of a new results Web page
10 by the bridge mechanism. Such a new results Web page is then provided to the information server,
11 which may supply it to the requesting Web browser.

12 **[0069]** Also, an information server may contain, communicate, generate, obtain, and/or
13 provide program component, system, user, and/or data communications, requests, and/or
14 responses.

15 **User Interface**

16 **[0070]** Computer interfaces in some respects are similar to automobile operation
17 interfaces. Automobile operation interface elements such as steering wheels, gearshifts, and
18 speedometers facilitate the access, operation, and display of automobile resources, and status.
19 Computer interaction interface elements such as check boxes, cursors, menus, scrollers, and
20 windows (collectively and commonly referred to as widgets) similarly facilitate the access,
21 capabilities, operation, and display of data and computer hardware and operating system resources,
22 and status. Operation interfaces are commonly called user interfaces. Graphical user interfaces
23 (GUIs) such as the Apple Macintosh Operating System's Aqua and iOS's Cocoa Touch, IBM's

1 OS/2, Google's Android Mobile UI, Microsoft's Windows
2 2000/2003/3.1/95/98/CE/Millennium/Mobile/NT/XP/Vista/7/8 (i.e., Aero, Metro), Unix's X-
3 Windows (e.g., which may include additional Unix graphic interface libraries and layers such as
4 K Desktop Environment (KDE), mythTV and GNU Network Object Model Environment
5 (GNOME)), web interface libraries (e.g., ActiveX, AJAX, (D)HTML, FLASH, Java, JavaScript,
6 etc. interface libraries such as, but not limited to, Dojo, jQuery(UI), MooTools, Prototype,
7 script.aculo.us, SWFObject, Yahoo! User Interface, any of which may be used and) provide a
8 baseline and means of accessing and displaying information graphically to users.

9 [0071] A user interface component 417 is a stored program component that is executed by
10 a CPU. The user interface may be a graphic user interface as provided by, with, and/or atop
11 operating systems and/or operating environments such as already discussed. The user interface
12 may allow for the display, execution, interaction, manipulation, and/or operation of program
13 components and/or system facilities through textual and/or graphical facilities. The user interface
14 provides a facility through which users may affect, interact, and/or operate a computer system. A
15 user interface may communicate to and/or with other components in a component collection,
16 including itself, and/or facilities of the like. Most frequently, the user interface communicates with
17 operating systems, other program components, and/or the like. The user interface may contain,
18 communicate, generate, obtain, and/or provide program component, system, user, and/or data
19 communications, requests, and/or responses.

20

Web Browser

21 [0072] A Web browser component 418 is a stored program component that is executed by
22 a CPU. The Web browser may be a hypertext viewing application such as Google's (Mobile)
23 Chrome, Microsoft Internet Explorer, Netscape Navigator, Apple's (Mobile) Safari, embedded

1 web browser objects such as through Apple's Cocoa (Touch) object class, and/or the like. Secure
2 Web browsing may be supplied with 128bit (or greater) encryption by way of HTTPS, SSL, and/or
3 the like. Web browsers allowing for the execution of program components through facilities such
4 as ActiveX, AJAX, (D)HTML, FLASH, Java, JavaScript, web browser plug-in APIs (e.g.,
5 Chrome, FireFox, Internet Explorer, Safari Plug-in, and/or the like APIs), and/or the like. Web
6 browsers and like information access tools may be integrated into PDAs, cellular telephones,
7 smartphones, and/or other mobile devices. A Web browser may communicate to and/or with other
8 components in a component collection, including itself, and/or facilities of the like. Most
9 frequently, the Web browser communicates with information servers, operating systems,
10 integrated program components (e.g., plug-ins), and/or the like; e.g., it may contain, communicate,
11 generate, obtain, and/or provide program component, system, user, and/or data communications,
12 requests, and/or responses. Also, in place of a Web browser and information server, a combined
13 application may be developed to perform similar operations of both. The combined application
14 would similarly effect the obtaining and the provision of information to users, user agents, and/or
15 the like from the MRM equipped nodes. The combined application may be nugatory on systems
16 employing standard Web browsers.

17 Mail Server

18 **[0073]** A mail server component 421 is a stored program component that is executed by a
19 CPU 403. The mail server may be an Internet mail server such as, but not limited to Apple's Mail
20 Server (3), dovecot, sendmail, Microsoft Exchange, and/or the like. The mail server may allow for
21 the execution of program components through facilities such as ASP, ActiveX, (ANSI)
22 (Objective-) C (++), C# and/or .NET, CGI scripts, Java, JavaScript, PERL, PHP, pipes, Python,
23 WebObjects, and/or the like. The mail server may support communications protocols such as, but

1 not limited to: Internet message access protocol (IMAP), Messaging Application Programming
2 Interface (MAPI)/Microsoft Exchange, post office protocol (POP3), simple mail transfer protocol
3 (SMTP), and/or the like. The mail server can route, forward, and process incoming and outgoing
4 mail messages that have been sent, relayed and/or otherwise traversing through and/or to the
5 MRM.

6 [0074] Access to the MRM mail may be achieved through a number of APIs offered by
7 the individual Web server components and/or the operating system.

8 [0075] Also, a mail server may contain, communicate, generate, obtain, and/or provide
9 program component, system, user, and/or data communications, requests, information, and/or
10 responses.

11 Mail Client

12 [0076] A mail client component 422 is a stored program component that is executed by a
13 CPU 403. The mail client may be a mail viewing application such as Apple (Mobile) Mail,
14 Microsoft Entourage, Microsoft Outlook, Microsoft Outlook Express, Mozilla, Thunderbird,
15 and/or the like. Mail clients may support a number of transfer protocols, such as: IMAP, Microsoft
16 Exchange, POP3, SMTP, and/or the like. A mail client may communicate to and/or with other
17 components in a component collection, including itself, and/or facilities of the like. Most
18 frequently, the mail client communicates with mail servers, operating systems, other mail clients,
19 and/or the like; e.g., it may contain, communicate, generate, obtain, and/or provide program
20 component, system, user, and/or data communications, requests, information, and/or responses.
21 Generally, the mail client provides a facility to compose and transmit electronic mail messages.

Cryptographic Server

1
2 [0077] A cryptographic server component 420 is a stored program component that is
3 executed by a CPU 403, cryptographic processor 426, cryptographic processor interface 427,
4 cryptographic processor device 428, and/or the like. Cryptographic processor interfaces will allow
5 for expedition of encryption and/or decryption requests by the cryptographic component; however,
6 the cryptographic component, alternatively, may run on a CPU. The cryptographic component
7 allows for the encryption and/or decryption of provided data. The cryptographic component allows
8 for both symmetric and asymmetric (e.g., Pretty Good Protection (PGP)) encryption and/or
9 decryption. The cryptographic component may employ cryptographic techniques such as, but not
10 limited to: digital certificates (e.g., X.509 authentication framework), digital signatures, dual
11 signatures, enveloping, password access protection, public key management, and/or the like. The
12 cryptographic component will facilitate numerous (encryption and/or decryption) security
13 protocols such as, but not limited to: checksum, Data Encryption Standard (DES), Elliptical Curve
14 Encryption (ECC), International Data Encryption Algorithm (IDEA), Message Digest 5 (MD5,
15 which is a one way hash operation), passwords, Rivest Cipher (RC5), Rijndael, RSA (which is an
16 Internet encryption and authentication system that uses an algorithm developed in 1977 by Ron
17 Rivest, Adi Shamir, and Leonard Adleman), Secure Hash Algorithm (SHA), Secure Socket Layer
18 (SSL), Secure Hypertext Transfer Protocol (HTTPS), and/or the like. Employing such encryption
19 security protocols, the MRM may encrypt all incoming and/or outgoing communications and may
20 serve as a node within a virtual private network (VPN) with a wider communications network. The
21 cryptographic component facilitates the process of “security authorization” whereby access to a
22 resource is inhibited by a security protocol wherein the cryptographic component effects
23 authorized access to the secured resource. In addition, the cryptographic component may provide
24 unique identifiers of content, e.g., employing and MD5 hash to obtain a unique signature for a

1 digital audio file. A cryptographic component may communicate to and/or with other components
2 in a component collection, including itself, and/or facilities of the like. The cryptographic
3 component supports encryption schemes allowing for the secure transmission of information
4 across a communications network to enable the MRM component to engage in secure transactions
5 if so desired. The cryptographic component facilitates the secure accessing of resources on the
6 MRM and facilitates the access of secured resources on remote systems; i.e., it may act as a client
7 and/or server of secured resources. Most frequently, the cryptographic component communicates
8 with information servers, operating systems, other program components, and/or the like. The
9 cryptographic component may contain, communicate, generate, obtain, and/or provide program
10 component, system, user, and/or data communications, requests, and/or responses.

11 **The MRM Database**

12 **[0078]** The MRM database component 419 may be embodied in a database and its stored
13 data. The database is a stored program component, which is executed by the CPU; the stored
14 program component portion configuring the CPU to process the stored data. The database may be
15 any of a number of fault tolerant, relational, scalable, secure database such as DB2, MySQL,
16 Oracle, Sybase, and/or the like. Relational databases are an extension of a flat file. Relational
17 databases consist of a series of related tables. The tables are interconnected via a key field. Use of
18 the key field allows the combination of the tables by indexing against the key field; i.e., the key
19 fields act as dimensional pivot points for combining information from various tables. Relationships
20 generally identify links maintained between tables by matching primary keys. Primary keys
21 represent fields that uniquely identify the rows of a table in a relational database. More precisely,
22 they uniquely identify rows of a table on the “one” side of a “one-to-many” relationship.

1 [0079] Alternatively, the MRM database may be implemented using various standard data-
2 structures, such as an array, hash, (linked) list, struct, structured text file (e.g., XML), table, and/or
3 the like. Such data-structures may be stored in memory and/or in (structured) files. In another
4 alternative, an object-oriented database may be used, such as Frontier, ObjectStore, Poet, Zope,
5 and/or the like. Object databases can include a number of object collections that are grouped and/or
6 linked together by common attributes; they may be related to other object collections by some
7 common attributes. Object-oriented databases perform similarly to relational databases with the
8 exception that objects are not just pieces of data but may have other types of capabilities
9 encapsulated within a given object. If the MRM database is implemented as a data-structure, the
10 use of the MRM database 419 may be integrated into another component such as the MRM
11 component 435. Also, the database may be implemented as a mix of data structures, objects, and
12 relational structures. Databases may be consolidated and/or distributed in countless variations
13 through standard data processing techniques. Portions of databases, e.g., tables, may be exported
14 and/or imported and thus decentralized and/or integrated.

15 [0080] In one embodiment, the database component 419 includes several tables 419a-e. A
16 Users table 419a may include fields such as, but not limited to: user_id, ssn, dob, first_name,
17 last_name, age, state, address_firstline, address_secondline, zipcode, devices_list, contact_info,
18 contact_type, alt_contact_info, alt_contact_type, and/or the like. The Users table may support
19 and/or track multiple entity accounts on an MRM. A Clients table 419b may include fields such
20 as, but not limited to: device_ID, device_name, device_IP, device_MAC, device_type,
21 device_model, device_version, device_OS, device_apps_list, device_securekey, and/or the like.
22 An Apps table 419c may include fields such as, but not limited to: application_ID,
23 application_name, application_type, application_backup_list, application_sync, and/or the like. A

1 Messages table 419d may include fields such as, but not limited to: msg_id, msg_application,
2 timestamp, msg_details_list, message_size, message_origin, msg_journal, msg_read_detail,
3 and/or the like. A Journals table 419e may include fields such as, but not limited to: journal_ID,
4 journal_timestamp, msg_source, journal_access_apps, segmented_msg_list, and/or the like.

5 **[0081]** In one embodiment, the MRM database may interact with other database systems.
6 For example, employing a distributed database system, queries and data access by search MRM
7 component may treat the combination of the MRM database, an integrated data security layer
8 database as a single database entity.

9 **[0082]** In one embodiment, user programs may contain various user interface primitives,
10 which may serve to update the MRM. Also, various accounts may require custom database tables
11 depending upon the environments and the types of clients the MRM may need to serve. It should
12 be noted that any unique fields may be designated as a key field throughout. In an alternative
13 embodiment, these tables have been decentralized into their own databases and their respective
14 database controllers (i.e., individual database controllers for each of the above tables). Employing
15 standard data processing techniques, one may further distribute the databases over several
16 computer systemizations and/or storage devices. Similarly, configurations of the decentralized
17 database controllers may be varied by consolidating and/or distributing the various database
18 components 419a-e. The MRM may be configured to keep track of various settings, inputs, and
19 parameters via database controllers.

20 **[0083]** The MRM database may communicate to and/or with other components in a
21 component collection, including itself, and/or facilities of the like. Most frequently, the MRM
22 database communicates with the MRM component, other program components, and/or the like.
23 The database may contain, retain, and provide information regarding other nodes and data.

The MRMs

1
2 [0084] The MRM component 435 is a stored program component that is executed by a
3 CPU. In one embodiment, the MRM component incorporates any and/or all combinations of the
4 aspects of the MRM discussed in the previous figures. As such, the MRM affects accessing,
5 obtaining and the provision of information, services, transactions, and/or the like across various
6 communications networks.

7 [0085] The MRM component may transform **Error! Reference source not found.**
8 via MRM components into **Error! Reference source not found.**, and/or the like and use
9 of the MRM. In one embodiment, the MRM component 435 takes inputs (e.g., complete message
10 journals 201 and 301; and/or the like) etc., and transforms the inputs via various MRM
11 components into outputs (e.g., duplicate copies of the complete message journals 202-204; journals
12 containing segments of complete message 302-304; and/or the like).

13 [0086] The MRM component enabling access of information between nodes may be
14 developed by employing standard development tools and languages such as, but not limited to:
15 Apache components, Assembly, ActiveX, binary executables, (ANSI) (Objective-) C (++), C#
16 and/or .NET, database adapters, CGI scripts, Java, JavaScript, mapping tools, procedural and
17 object oriented development tools, PERL, PHP, Python, shell scripts, SQL commands, web
18 application server extensions, web development environments and libraries (e.g., Microsoft's
19 ActiveX; Adobe AIR, FLEX & FLASH; AJAX; (D)HTML; Dojo, Java; JavaScript; jQuery(UI);
20 MooTools; Prototype; script.aculo.us; Simple Object Access Protocol (SOAP); SWFObject;
21 Yahoo! User Interface; and/or the like), WebObjects, and/or the like. In one embodiment, the
22 MRM server employs a cryptographic server to encrypt and decrypt communications. The MRM
23 component may communicate to and/or with other components in a component collection,

1 including itself, and/or facilities of the like. Most frequently, the MRM component communicates
2 with the MRM database, operating systems, other program components, and/or the like. The MRM
3 may contain, communicate, generate, obtain, and/or provide program component, system, user,
4 and/or data communications, requests, and/or responses.

5 **Distributed MRMs**

6 **[0087]** The structure and/or operation of any of the MRM node controller components may
7 be combined, consolidated, and/or distributed in any number of ways to facilitate development
8 and/or deployment. Similarly, the component collection may be combined in any number of ways
9 to facilitate deployment and/or development. To accomplish this, one may integrate the
10 components into a common code base or in a facility that can dynamically load the components
11 on demand in an integrated fashion.

12 **[0088]** The component collection may be consolidated and/or distributed in countless
13 variations through standard data processing and/or development techniques. Multiple instances of
14 any one of the program components in the program component collection may be instantiated on
15 a single node, and/or across numerous nodes to improve performance through load-balancing
16 and/or data-processing techniques. Furthermore, single instances may also be distributed across
17 multiple controllers and/or storage devices; e.g., databases. All program component instances and
18 controllers working in concert may do so through standard data processing communication
19 techniques.

20 **[0089]** The configuration of the MRM controller will depend on the context of system
21 deployment. Factors such as, but not limited to, the budget, capacity, location, and/or use of the
22 underlying hardware resources may affect deployment requirements and configuration. Regardless

1 of whether the configuration results (i) in more consolidated and/or integrated program
2 components, (ii) in a more distributed series of program components, and/or (iii) in some
3 combination between a consolidated and distributed configuration, data may be communicated,
4 obtained, and/or provided. Instances of components consolidated into a common code base from
5 the program component collection may communicate, obtain, and/or provide data. This may be
6 accomplished through intra-application data processing communication techniques such as, but
7 not limited to: data referencing (e.g., pointers), internal messaging, object instance variable
8 communication, shared memory space, variable passing, and/or the like.

9 **[0090]** If component collection components are discrete, separate, and/or external to one
10 another, then communicating, obtaining, and/or providing data with and/or to other components
11 may be accomplished through inter-application data processing communication techniques such
12 as, but not limited to: Application Program Interfaces (API) information passage; (distributed)
13 Component Object Model ((D)COM), (Distributed) Object Linking and Embedding ((D)OLE),
14 and/or the like), Common Object Request Broker Architecture (CORBA), Jini local and remote
15 application program interfaces, JavaScript Object Notation (JSON), Remote Method Invocation
16 (RMI), SOAP, process pipes, shared files, and/or the like. Messages sent between discrete
17 components for inter-application communication or within memory spaces of a singular
18 component for intra-application communication may be facilitated through the creation and
19 parsing of a grammar. A grammar may be developed by using development tools such as lex, yacc,
20 XML, and/or the like, which allow for grammar generation and parsing capabilities, which in turn
21 may form the basis of communication messages within and between components.

22 **[0091]** For example, a grammar may be arranged to recognize the tokens of an HTTP post
23 command, e.g.:

1 w3c-post http://... Value1

3 [0092] where Value1 is discerned as being a parameter because “http://” is part of the
4 grammar syntax, and what follows is considered part of the post value. Similarly, with such a
5 grammar, a variable “Value1” may be inserted into an “http://” post command and then sent. The
6 grammar syntax itself may be presented as structured data that is interpreted and/or otherwise used
7 to generate the parsing mechanism (e.g., a syntax description text file as processed by lex, yacc,
8 etc.). Also, once the parsing mechanism is generated and/or instantiated, parsing mechanism itself
9 may process and/or parse structured data such as, but not limited to: character (e.g., tab) delineated
10 text, HTML, structured text streams, XML, and/or the like structured data. In another embodiment,
11 inter-application data processing protocols themselves may have integrated and/or readily
12 available parsers (e.g., JSON, SOAP, and/or like parsers) that may be employed to parse (e.g.,
13 communications) data. Further, the parsing grammar may be used beyond message parsing, but
14 may also be used to parse: databases, data collections, data stores, structured data, and/or the like.
15 Again, the desired configuration will depend upon the context, environment, and requirements of
16 system deployment.

17 **[0093]** For example, in some implementations, the MRM controller may be executing a
18 PHP script implementing a Secure Sockets Layer (“SSL”) socket server via the information server,
19 which listens to incoming communications on a server port to which a client may send data, e.g.,
20 data encoded in JSON format. Upon identifying an incoming communication, the PHP script may
21 read the incoming message from the client device, parse the received JSON-encoded text data to
22 extract information from the JSON-encoded text data into PHP script variables, and store the data
23 (e.g., client identifying information, etc.) and/or extracted information in a relational database
24 accessible using the Structured Query Language (“SQL”). An exemplary listing, written

1 substantially in the form of PHP/SQL commands, to accept JSON-encoded input data from a client
 2 device via a SSL connection, parse the data to extract variables, and store the data to a database,
 3 is provided below:

```

4  <?PHP
5  header('Content-Type: text/plain');
6
7  // set ip address and port to listen to for incoming data
8  $address = '192.168.0.100';
9  $port = 255;
10
11 // create a server-side SSL socket, listen for/accept incoming communication
12 $sock = socket_create(AF_INET, SOCK_STREAM, 0);
13 socket_bind($sock, $address, $port) or die('Could not bind to address');
14 socket_listen($sock);
15 $client = socket_accept($sock);
16
17 // read input data from client device in 1024 byte blocks until end of message
18 do {
19     $input = "";
20     $input = socket_read($client, 1024);
21     $data .= $input;
22 } while($input != "");
23
24 // parse data to extract variables
25 $obj = json_decode($data, true);
26
27 // store input data in a database
28 mysql_connect("201.408.185.132",$DBserver,$password); // access database server
29 mysql_select("CLIENT_DB.SQL"); // select database to append
30 mysql_query("INSERT INTO UserTable (transmission)
31 VALUES ($data)"); // add data to UserTable table in a CLIENT database
32 mysql_close("CLIENT_DB.SQL"); // close connection to database
33 ?>
34
```

35 **[0094]** Also, the following resources may be used to provide example embodiments
 36 regarding SOAP parser implementation:

37 <http://www.xav.com/perl/site/lib/SOAP/Parser.html>

1 <http://publib.boulder.ibm.com/infocenter/tivihelp/v2r1/index.jsp?topic=/com.ibm.IBMDI.doc/referenceguide295.htm>

2

3 **[0095]** and other parser implementations:

4 <http://publib.boulder.ibm.com/infocenter/tivihelp/v2r1/index.jsp?topic=/com.ibm.IBMDI.doc/referenceguide259.htm>

5

6 **[0096]** all of which are hereby expressly incorporated by reference herein.

7 **[0097]** In order to address various issues and advance the art, the entirety of this
8 application (including the Cover Page, Title, Headings, Field, Background, Summary,
9 Brief Description of the Drawings, Detailed Description, Claims, Abstract, Figures,
10 Appendices and/or otherwise) shows, by way of illustration, various example
11 embodiments in which the claimed innovations may be practiced. The advantages and
12 features of the application are of a representative sample of embodiments only, and are
13 not exhaustive and/or exclusive. They are presented only to assist in understanding and
14 teach the claimed principles. It should be understood that they are not representative of
15 all claimed innovations. As such, certain aspects of the disclosure have not been discussed
16 herein. That alternate embodiments may not have been presented for a specific portion
17 of the innovations or that further undescribed alternate embodiments may be available
18 for a portion is not to be considered a disclaimer of those alternate embodiments. It will
19 be appreciated that many of those undescribed embodiments incorporate the same
20 principles of the innovations and others are equivalent. Thus, it is to be understood that
21 other embodiments may be utilized and functional, logical, operational, organizational,
22 structural and/or topological modifications may be made without departing from the
23 scope and/or spirit of the disclosure. As such, all examples and/or embodiments are
24 deemed to be non-limiting throughout this disclosure. Also, no inference should be drawn
25 regarding those embodiments discussed herein relative to those not discussed herein

1 other than it is as such for purposes of reducing space and repetition. For instance, it is to
2 be understood that the logical and/or topological structure of any combination of any data
3 flow sequence(s), program components (a component collection), other components,
4 and/or any present feature sets as described in the figures and/or throughout are not
5 limited to a fixed operating order and/or arrangement, but rather, any disclosed order is
6 exemplary and all equivalents, regardless of order, are contemplated by the disclosure.
7 Furthermore, it is to be understood that such features are not limited to serial execution,
8 but rather, any number of threads, processes, processors, services, servers, and/or the
9 like that may execute asynchronously, concurrently, in parallel, simultaneously,
10 synchronously, and/or the like also are contemplated by the disclosure. As such, some of
11 these features may be mutually contradictory, in that they cannot be simultaneously
12 present in a single embodiment. Similarly, some features are applicable to one aspect of
13 the innovations, and inapplicable to others. In addition, the disclosure includes other
14 innovations not presently claimed. Applicant reserves all rights in those presently
15 unclaimed innovations, including the right to claim such innovations, file additional
16 applications, continuations, continuations-in-part, divisions, and/or the like thereof. As
17 such, it should be understood that advantages, embodiments, examples, functional,
18 features, logical, operational, organizational, structural, topological, and/or other aspects
19 of the disclosure are not to be considered limitations on the disclosure as defined by the
20 claims or limitations on equivalents to the claims. It is to be understood that, depending
21 on the particular needs and/or characteristics of an MRM individual and/or enterprise user,
22 database configuration and/or relational model, data type, data transmission and/or network
23 framework, syntax structure, and/or the like, various embodiments of the MRM may be
24 implemented that allow a great deal of flexibility and customization. While various embodiments

1 and discussions of the MRM have been directed to application message journaling management,
2 however, it is to be understood that the embodiments described herein may be readily configured
3 and/or customized for a wide variety of other applications and/or implementations.

4

CLAIMS

1
2 What is claimed is:

3 1. An expedited message retransmission method for a computer system, comprising:
4 maintaining, in a storage medium of the computer system, a master journal of sequenced
5 messages generated from a plurality of messages written by applications or processes during
6 operations of the computer system, at least one subset of said applications or processes requiring
7 access to said sequenced messages to function properly;

8 determining an estimated demand for access to said sequenced messages by said at least
9 one subset of applications or processes that may experience failovers;

10 generating, based on said estimated demand, one or more journal copies and/or one or more
11 journal segments by duplicating content of said master journal, each said journal copy or journal
12 segment being independently accessible by a single application or process at any given moment;
13 and

14 allocating said one or more journal copies and/or said one or more journal segments, upon
15 demand, to some of said at least one subset of said applications or processes that have experienced
16 failovers or a gap in said sequenced messages, such that multiple applications or processes can
17 simultaneously access the content of said master journal, thereby expediting access to said
18 sequenced messages in said master journal by said some applications or processes in their recovery
19 from said failovers or said gap in said sequenced messages.

20

21 2. The method of claim 1, wherein said plurality of messages written by said applications
22 or processes during operations of the computer system are transformed to said sequenced messages
23 by a sequencer.

1

2 3. The method of claim 2, wherein said sequencer re-publishes said plurality of sequenced
3 messages to said applications or processes.

4

5 4. The method of claim 1, wherein said one or more journal copies and/or said one or more
6 journal segments are generated by a dedicated software or hardware module.

7

8 5. The method of claim 1, further comprising:
9 updating content of said one or more journal copies and/or said one or more journal
10 segments with updated content of said master journal.

11

12 6. The method of claim 1, further comprising:
13 updating or recovering content of a first of said one or more journal copies and/or said one
14 or more journal segments based on content of a second of said one or more journal copies and/or
15 said one or more journal segments.

16

17 7. The method of claim 1, further comprising:
18 dividing said one or more journal copies and/or said one or more journal segments into at
19 least a first tier and a second tier; and
20 restricting updating of or recovering of content by a second-tier journal copy/segment to
21 be based on content of either another second-tier journal copy/segment or a first-tier journal
22 copy/segment.

23

1 8. The method of claim 1, wherein said computer system is selected from a group
2 consisting of: an electronic trading system; an auction-based sale system; and a gaming system.

3
4 9. The method of claim 1, wherein the estimated demand is determined based on one or
5 more factors selected from a group consisting of:

6 known or potential software failures;

7 known or potential hardware failures;

8 a number of applications or processes affected by a software or hardware failure;

9 a speed at which an application or process accesses a message in said journal, a journal
10 copy, or a journal segment;

11 a desired recovery time for a failed application or process; and

12 expected workload of the computer system.

13

14 10. A computer system implementing expedited message retransmission, comprising:

15 at least one computer processor; and

16 at least one storage medium disposed in communication with the at least one computer
17 processor and storing computer instructions to cause the at least one computer processor to:

18 maintain, in said at least one storage medium of the computer system, a master
19 journal of sequenced messages generated from a plurality of messages written by
20 applications or processes during operations of the computer system, at least one subset of
21 said applications or processes requiring access to said sequenced messages to function
22 properly;

1 determine an estimated demand for access to said sequenced messages by said at
2 least one subset of applications or processes that may experience failovers;

3 generate, based on said estimated demand, one or more journal copies and/or one
4 or more journal segments by duplicating content of said master journal, each said journal
5 copy or journal segment being independently accessible by a single application or process
6 at any given moment; and

7 allocate said one or more journal copies and/or said one or more journal segments,
8 upon demand, to some of said at least one subset of said applications or processes that have
9 experienced failovers or a gap in said sequenced messages, such that multiple applications
10 or processes can simultaneously access the content of said master journal, thereby
11 expediting access to said sequenced messages in said master journal by said some
12 applications or processes in their recovery from said failovers or said gap in said sequenced
13 messages.

14

15 11. The computer system of claim 10, wherein said plurality of messages written by said
16 applications or processes during operations of the computer system are transformed to said
17 sequenced messages by a sequencer.

18

19 12. The computer system of claim 11, wherein said sequencer re-publishes said plurality
20 of sequenced messages to said applications or processes.

21

22 13. The computer system of claim 10, wherein said one or more journal copies and/or said
23 one or more journal segments are generated by a dedicated software or hardware module.

1

2 14. The computer system of claim 10, further configured to:
3 update content of said one or more journal copies and/or said one or more journal segments
4 with updated content of said master journal.

5

6 15. The computer system of claim 10, further configured to:
7 update or recover content of a first of said one or more journal copies and/or said one or
8 more journal segments based on content of a second of said one or more journal copies and/or said
9 one or more journal segments.

10

11 16. The computer system of claim 1 further configured to:
12 divide said one or more journal copies and/or said one or more journal segments into at
13 least a first tier and a second tier; and
14 restrict updating of or recovering of content by a second-tier journal copy/segment to be
15 based on content of either another second-tier journal copy/segment or a first-tier journal
16 copy/segment.

17

18 17. The computer system of claim 10, wherein said computer system is selected from a
19 group consisting of: an electronic trading system; an auction-based sale system; and a gaming
20 system.

21

22 18. The computer system of claim 10, wherein the estimated demand is determined based
23 on one or more factors selected from a group consisting of:

1 known or potential software failures;
2 known or potential hardware failures;
3 a number of applications or processes affected by a software or hardware failure;
4 a speed at which an application or process accesses a message in said journal, a journal
5 copy, or a journal segment;
6 a desired recovery time for a failed application or process; and
7 expected workload of the computer system.
8

9 19. A non-transitory computer readable medium having computer instructions which,
10 when executed, causes a computer system to implement expedited message retransmission, the
11 non-transitory computer readable medium comprising code for:

12 maintaining, in a storage medium of the computer system, a master journal of sequenced
13 messages generated from a plurality of messages written by applications or processes during
14 operations of the computer system, at least one subset of said applications or processes requiring
15 access to said sequenced messages to function properly;

16 determining an estimated demand for access to said sequenced messages by said at least
17 one subset of applications or processes that may experience failovers;

18 generating, based on said estimated demand, one or more journal copies and/or one or more
19 journal segments by duplicating content of said master journal, each said journal copy or journal
20 segment being independently accessible by a single application or process at any given moment;

21 and

1 allocating said one or more journal copies and/or said one or more journal segments, upon
2 demand, to some of said at least one subset of said applications or processes that have experienced
3 failovers or a gap in said sequenced messages, such that multiple applications or processes can
4 simultaneously access the content of said master journal, thereby expediting access to said
5 sequenced messages in said master journal by said some applications or processes in their recovery
6 from said failovers or said gap in said sequenced messages.

7

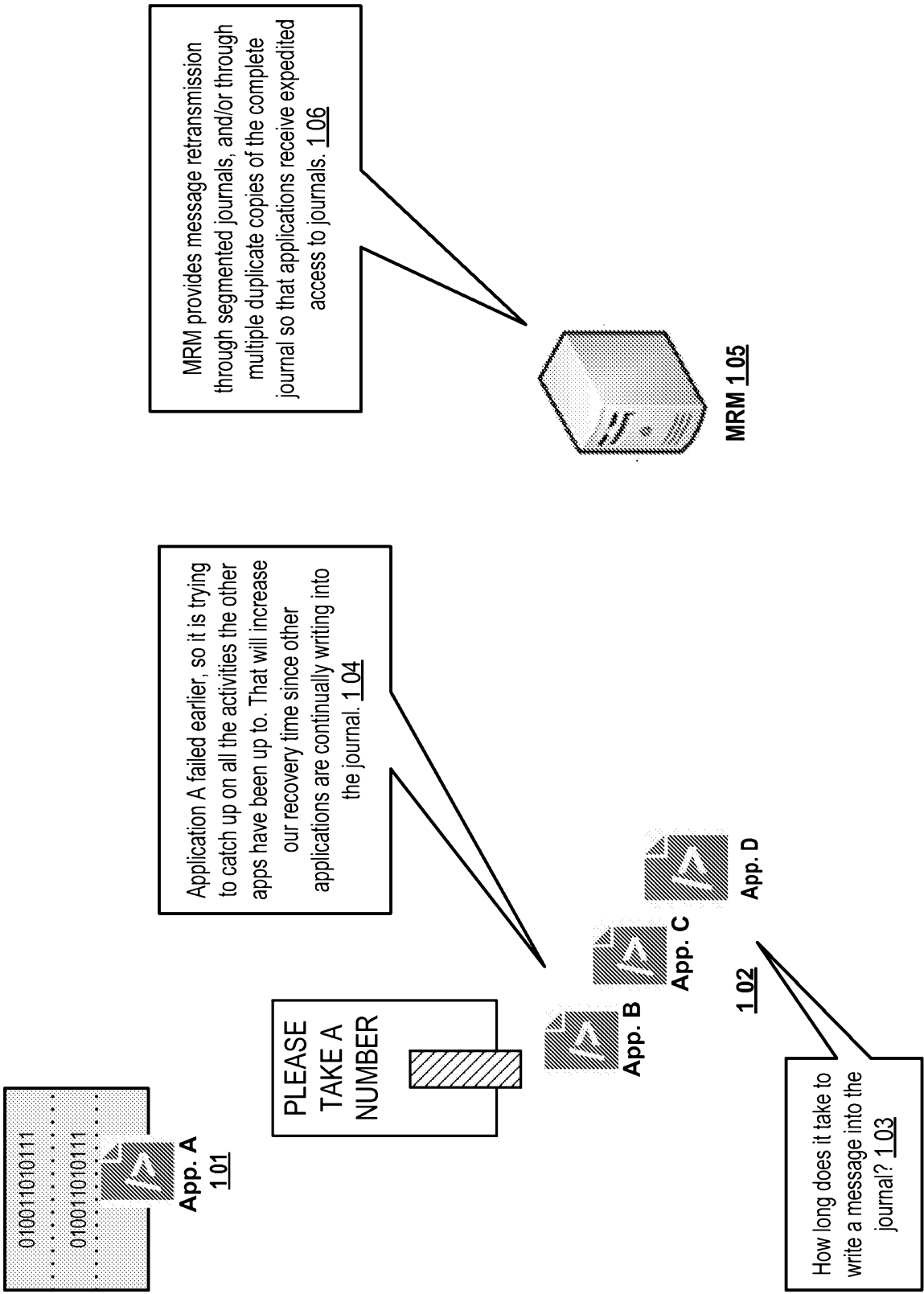
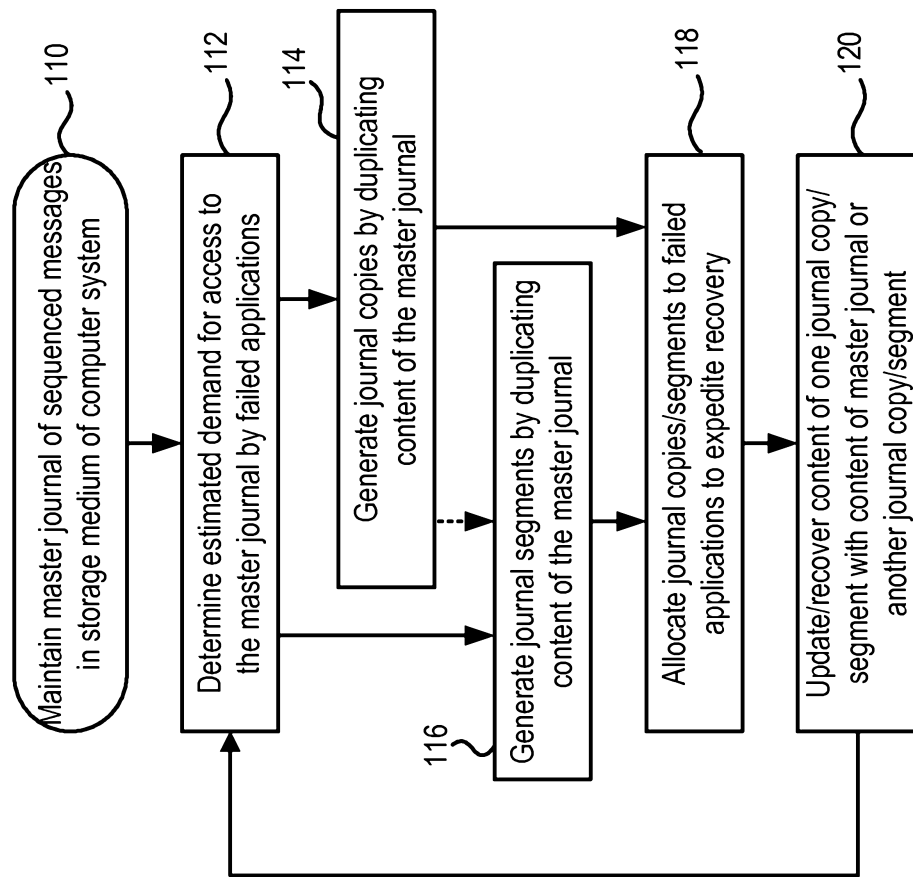


Figure 1
Example Embodiment: Application Message Journaling Management

Figure 1A

3/5

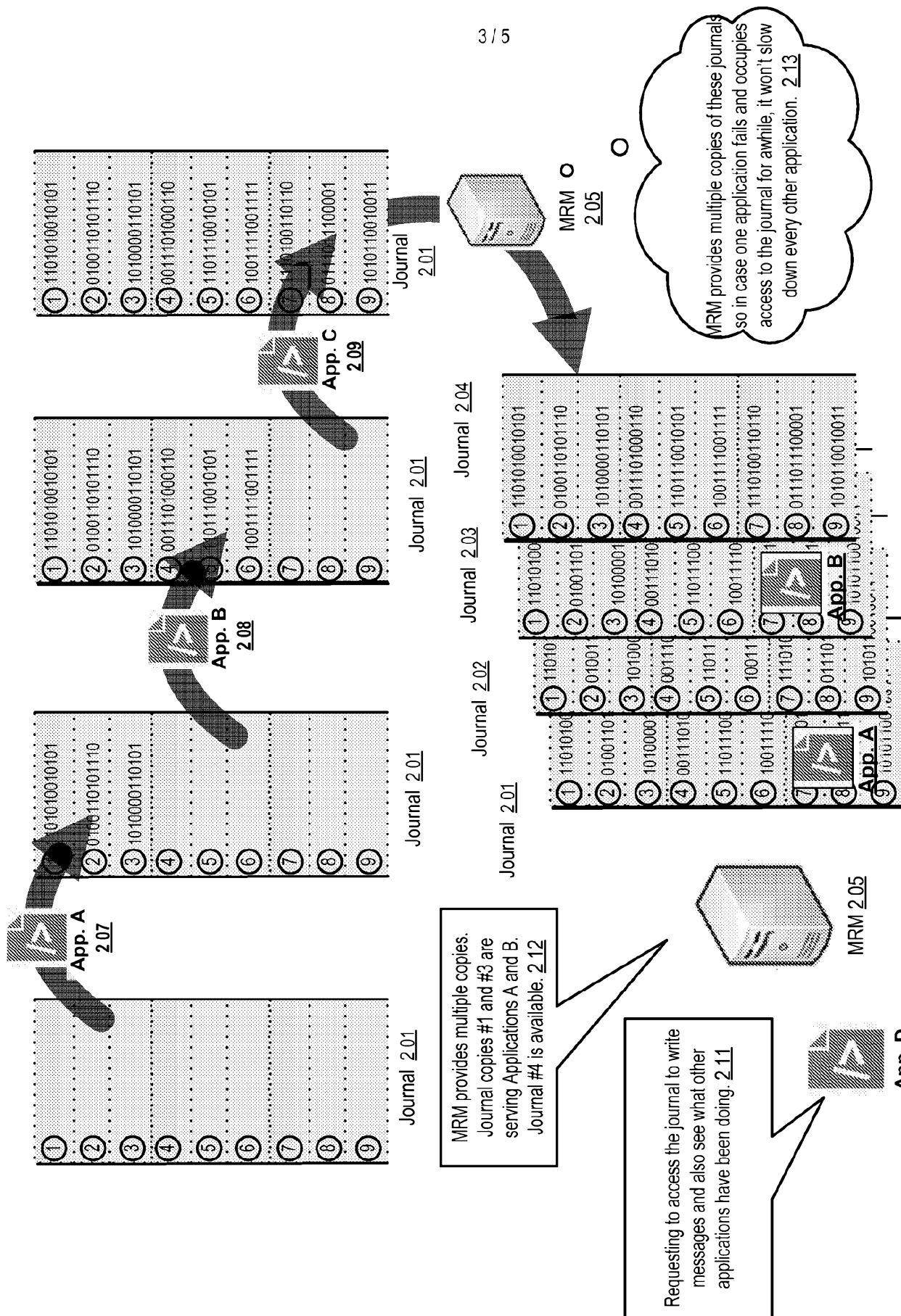


Figure 2

Example Embodiment: Message Retransmission via Multiple Repeater Nodes

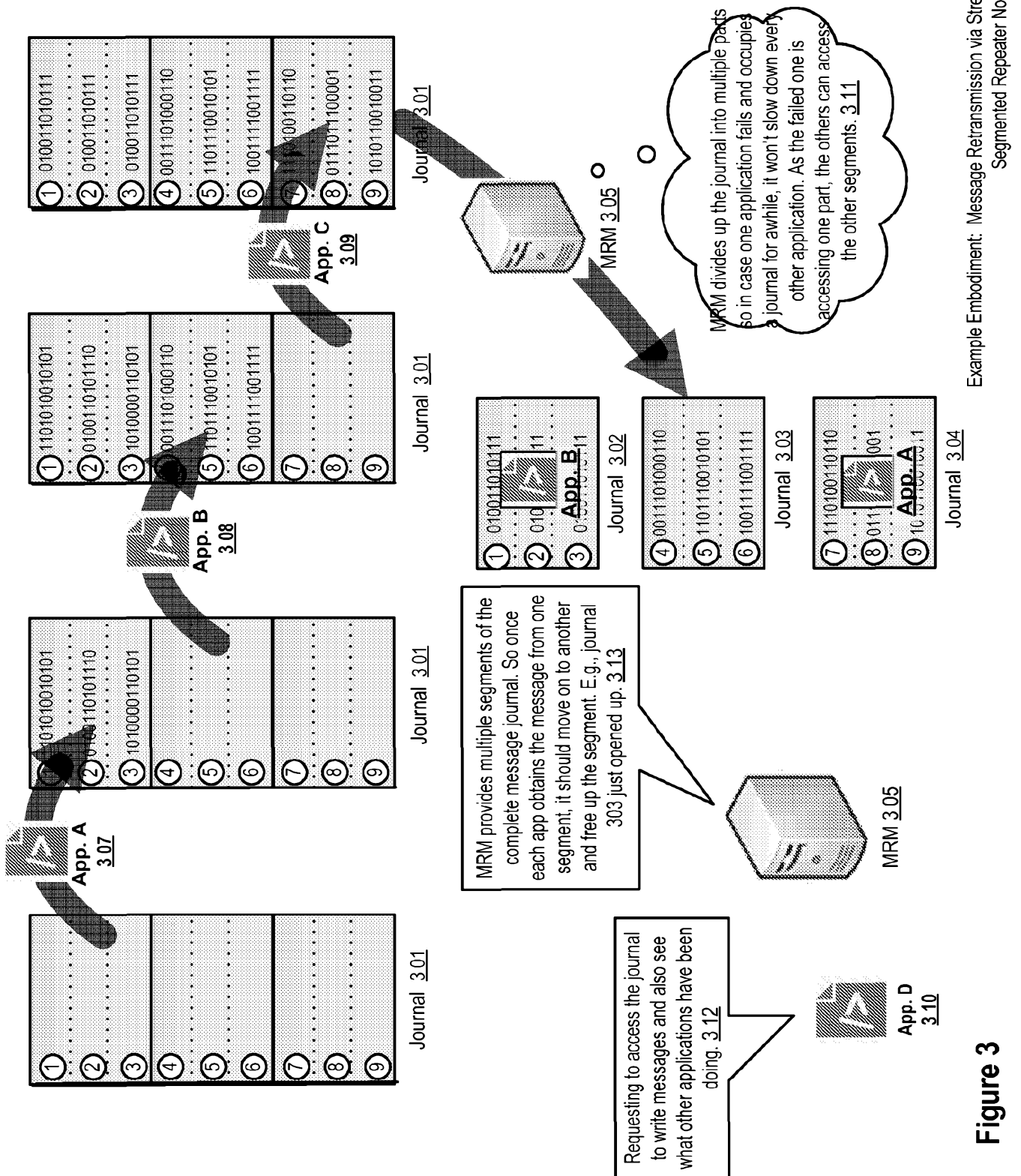


Figure 3

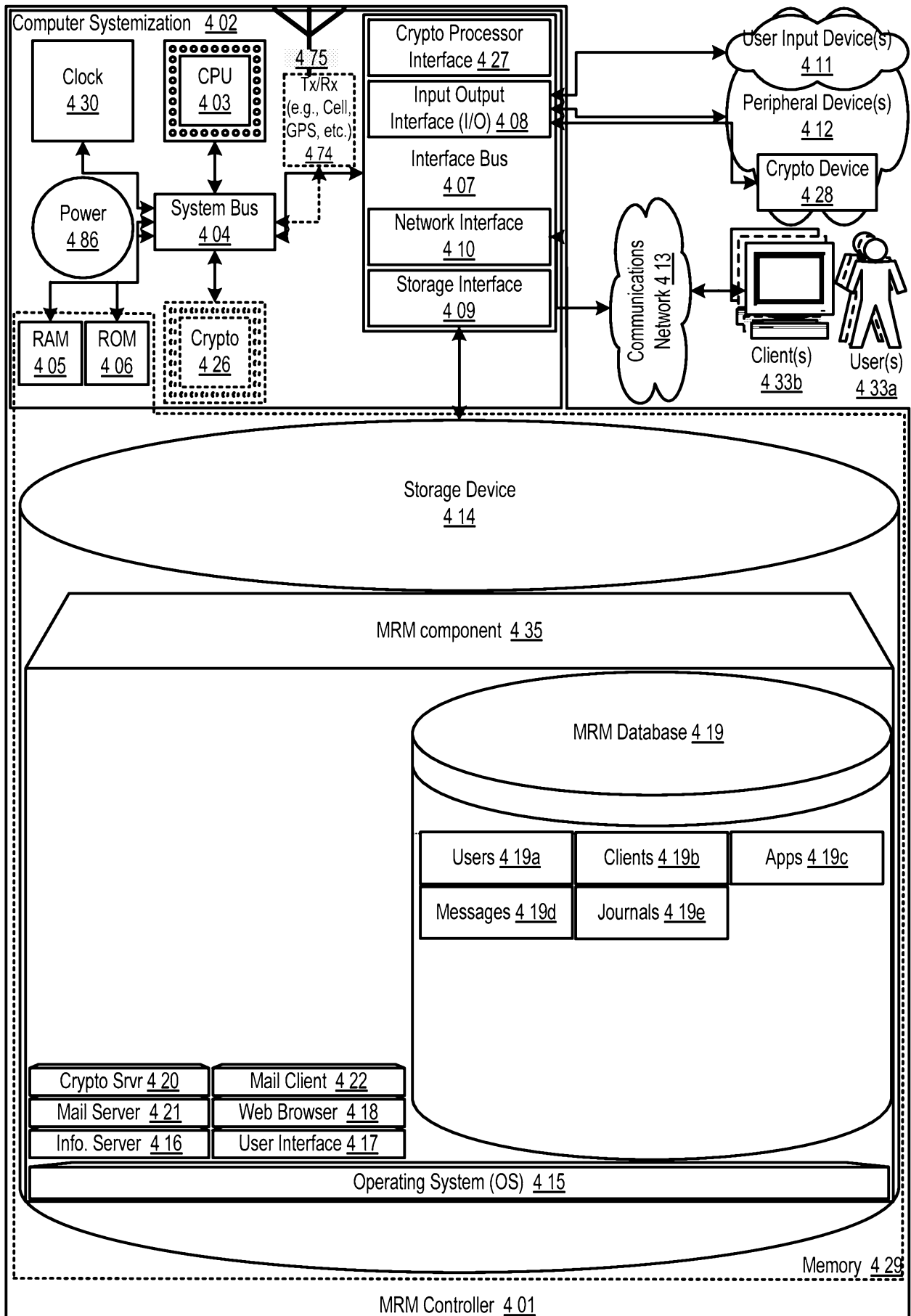


Figure 4