



US00D454580S

(12) **United States Design Patent**
Wolfe

(10) **Patent No.:** **US D454,580 S**

(45) **Date of Patent:** **** Mar. 19, 2002**

(54) **SAFETY GLASSES**

6,132,041 A * 10/2000 Lin 351/106
6,280,030 B1 * 8/2001 Chen 351/103

(76) Inventor: **Winston Wolfe**, 3975 Vantech Dr.,
Suite 2, Memphis, TN (US) 38115

* cited by examiner

(**) Term: **14 Years**

Primary Examiner—Raphael Barkai
(74) *Attorney, Agent, or Firm*—Rothwell, Figg, Ernst &
Manbeck, PC

(21) Appl. No.: **29/145,525**

(22) Filed: **Jul. 26, 2001**

(57) **CLAIM**

(51) **LOC (7) Cl.** **16-06**

The ornamental design for safety glasses, as shown and described.

(52) **U.S. Cl.** **D16/315**

(58) **Field of Search** D16/101, 300-330,
D16/335; D29/109, 110; 351/41, 44, 51,
52, 103-109, 158; 2/447, 448

DESCRIPTION

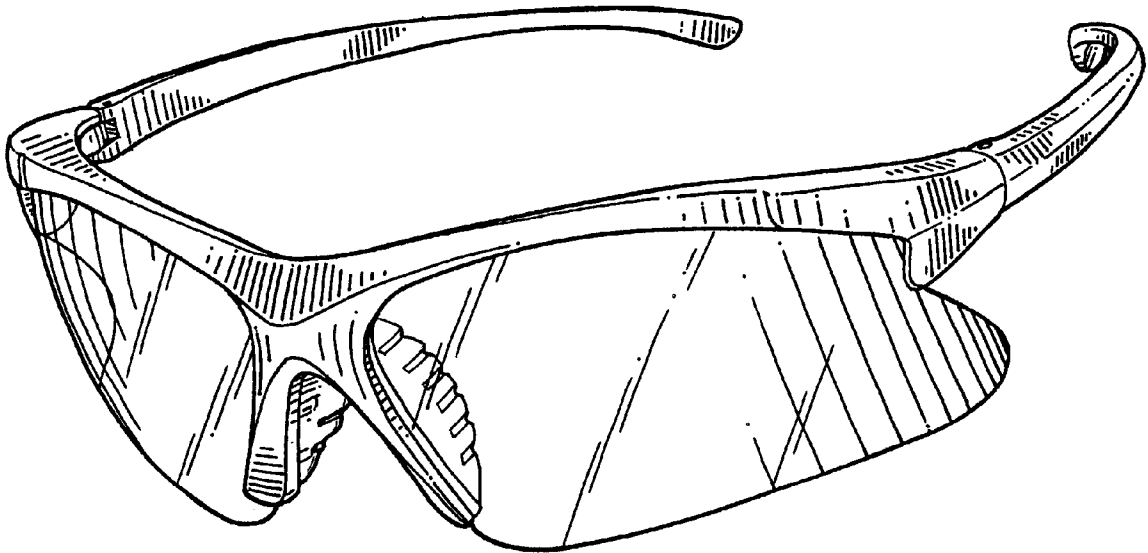
(56) **References Cited**

U.S. PATENT DOCUMENTS

5,459,533 A * 10/1995 McCooye et al. 351/41
5,614,964 A * 3/1997 Garneau 351/103
D379,633 S * 6/1997 Garneau D16/315
D398,021 S * 9/1998 Bolle D16/319
D421,449 S * 3/2000 Wolfe D16/315

FIG. 1 is a perspective view of the glasses;
FIG. 2 is a front elevation view of the glasses;
FIG. 3 is a top plan view;
FIG. 4 is a bottom plan view;
FIG. 5 is a rear elevation view; and,
FIG. 6 is a side elevation view from one side of the glasses,
which is identical to the side elevation view from the
opposite side of the glasses.

1 Claim, 4 Drawing Sheets



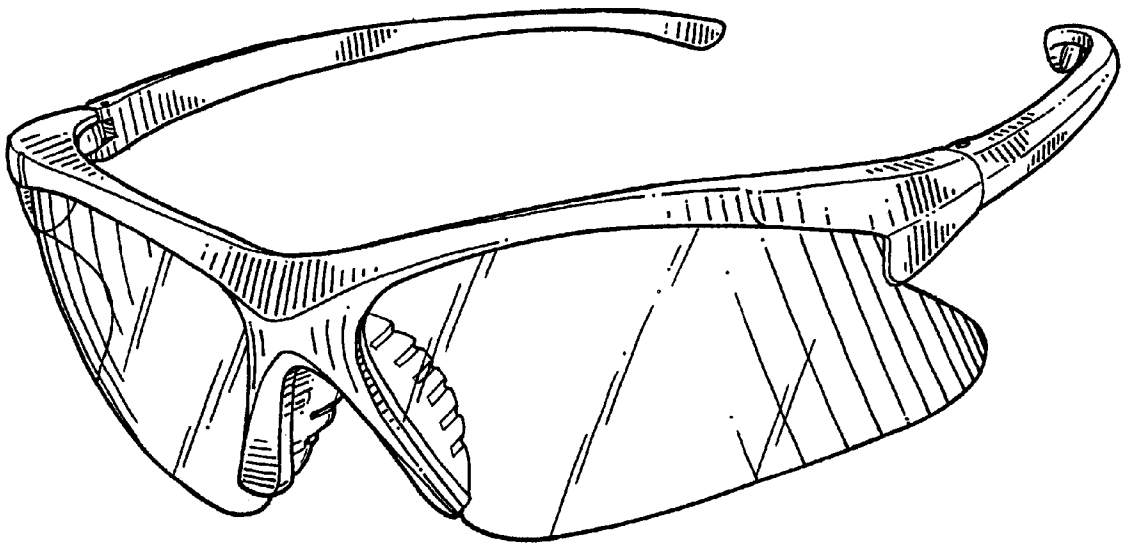


FIG. 1

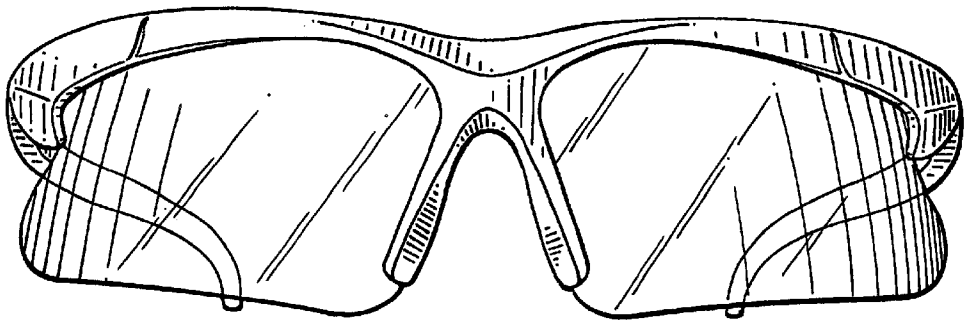


FIG. 2

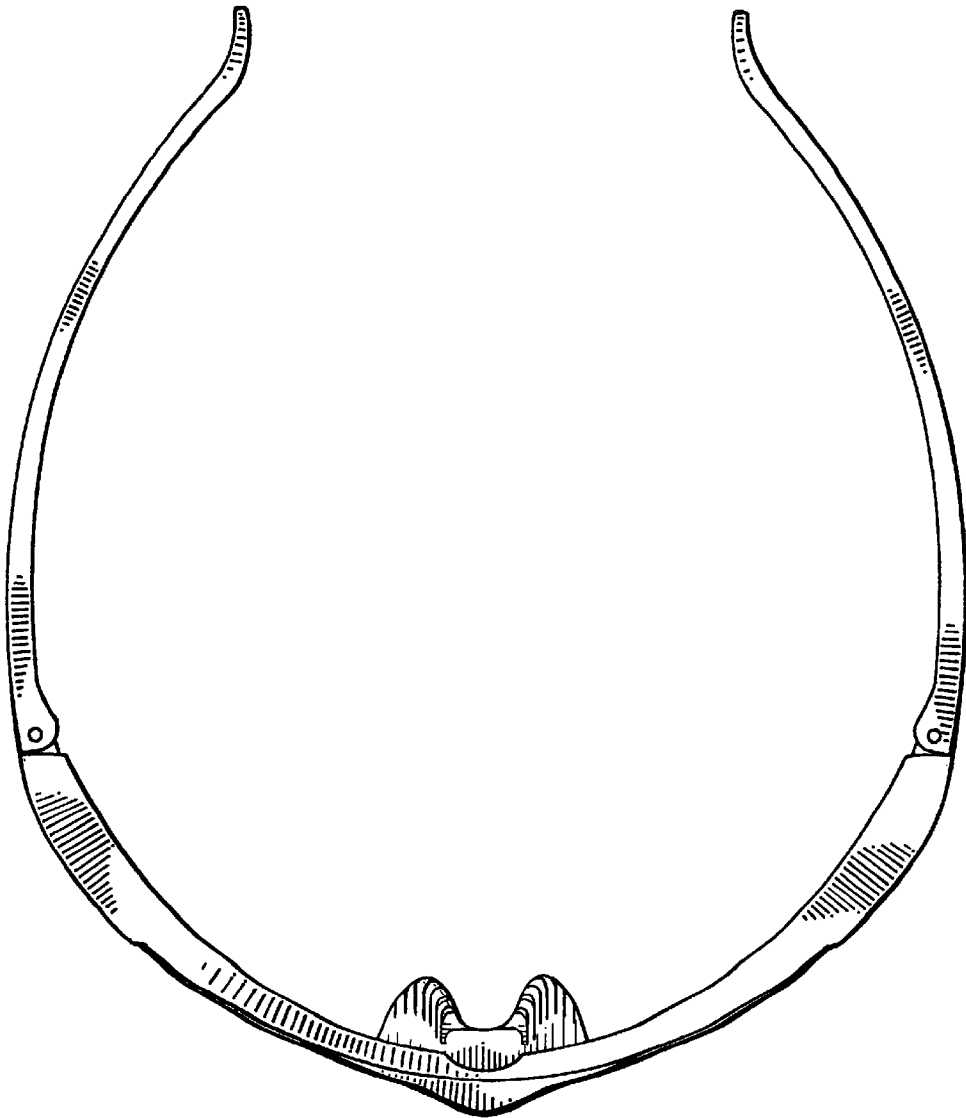


FIG. 3




FIG. 4

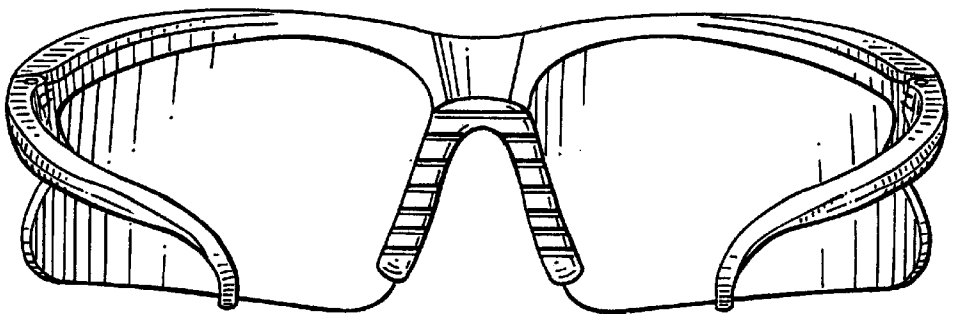


FIG. 5

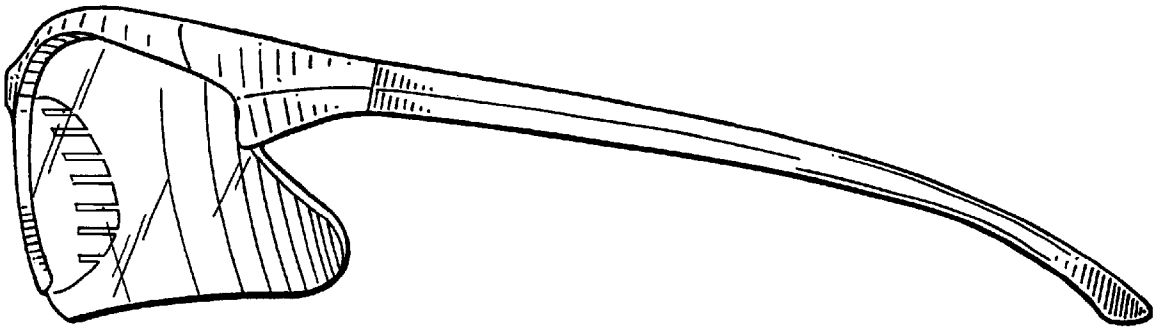


FIG. 6