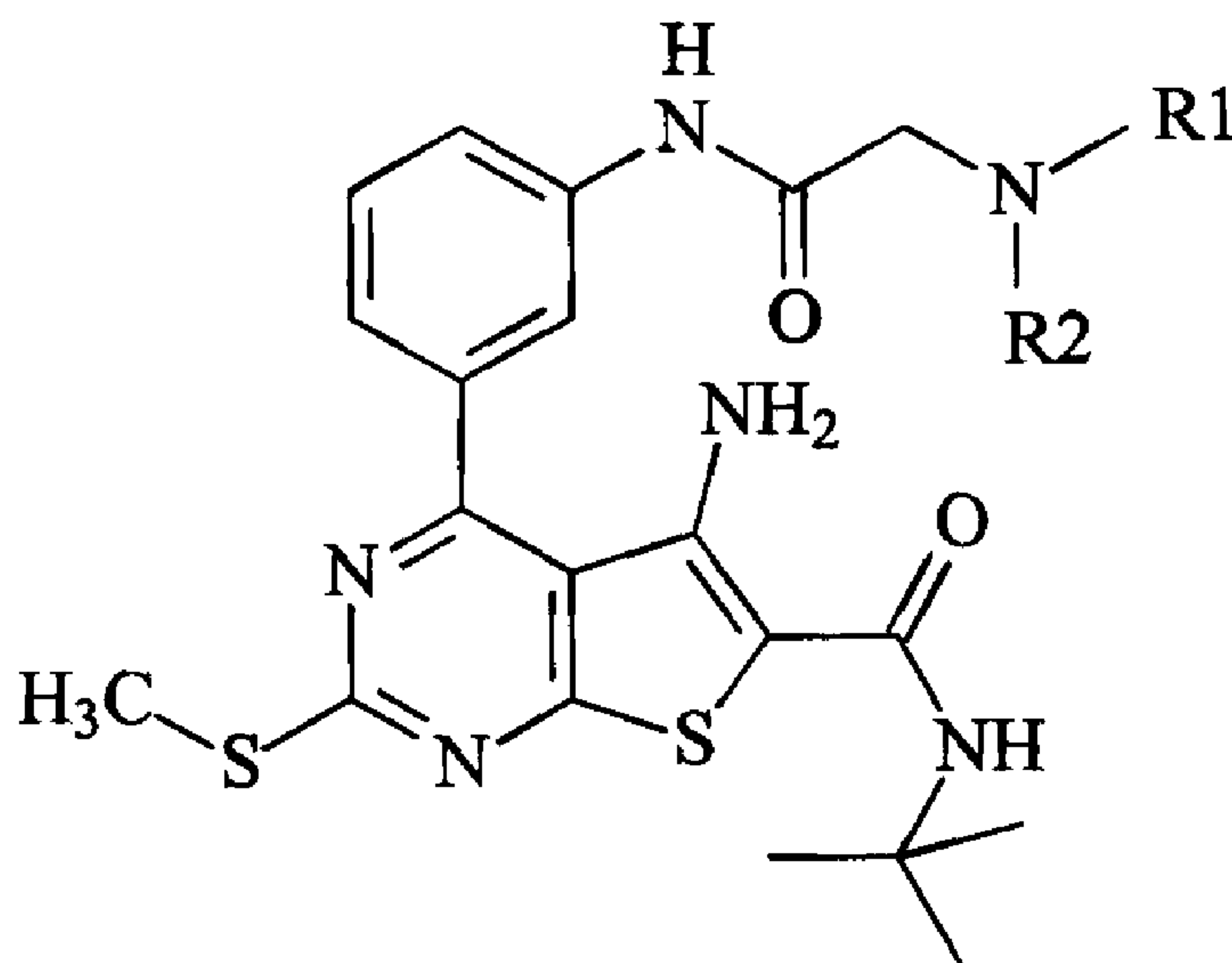




(86) Date de dépôt PCT/PCT Filing Date: 2002/08/29
(87) Date publication PCT/PCT Publication Date: 2003/03/13
(45) Date de délivrance/Issue Date: 2011/01/04
(85) Entrée phase nationale/National Entry: 2004/02/09
(86) N° demande PCT/PCT Application No.: EP 2002/009647
(87) N° publication PCT/PCT Publication No.: 2003/020726
(30) Priorité/Priority: 2001/09/04 (EP01203327.0)

(51) Cl.Int./Int.Cl. *C07D 495/04* (2006.01),
A61K 31/505 (2006.01), *A61P 15/08* (2006.01)
(72) Inventeurs/Inventors:
HANSEN, ROBERT GERARD JULES MARIE, NL;
TIMMERS, CORNELIS MARIUS, NL
(73) Propriétaire/Owner:
N.V. ORGANON, NL
(74) Agent: FETHERSTONHAUGH & CO.

(54) Titre : THIENO[2,3-D]PYRIMIDINES A ACTIVITE AGONISTE LH ET FSH COMBINEE
(54) Title: THIENO[2,3-D]PYRIMIDINES WITH COMBINED LH AND FSH AGONISTIC ACTIVITY



(Formula I)

(57) Abrégé/Abstract:

The invention relates to thieno[2,3-d]pyrimidine derivatives according to general formula (I), or a pharmaceutically acceptable salt thereof, wherein N(R1)R2 are joined in a (2-6C)heterocycloalkyl ring. The compounds of the invention have LH as well as FSH receptor activating activity and can be used in fertility regulating therapies.

(12) INTERNATIONAL APPLICATION PUBLISHED UNDER THE PATENT COOPERATION TREATY (PCT)

(19) World Intellectual Property Organization
International Bureau(43) International Publication Date
13 March 2003 (13.03.2003)

PCT

(10) International Publication Number
WO 03/020726 A1

- (51) International Patent Classification⁷: C07D 495/04, A61K 31/505, A61P 15/08
- (74) Agent: VAN WEZENBEEK, Petrus, M., G., F.; P.O.Box 20, NL-5340 BH Oss (NL).
- (21) International Application Number: PCT/EP02/09647
- (81) Designated States (*national*): AE, AG, AL, AU, BA, BB, BR, BZ, CA, CN, CO, CR, CU, DM, DZ, EC, GD, GE, HR, HU, ID, IL, IN, IS, JP, KE, KP, KR, LC, LK, LR, LT, LV, MA, MG, MK, MN, MX, MZ, NO, NZ, PH, PL, RO, RU, SG, SI, TT, UA, US, UZ, VN, YU, ZA.
- (22) International Filing Date: 29 August 2002 (29.08.2002)
- (25) Filing Language: English
- (26) Publication Language: English
- (30) Priority Data:
01203327.0 4 September 2001 (04.09.2001) EP
- (84) Designated States (*regional*): ARIPO patent (GH, GM, KE, LS, MW, MZ, SD, SL, SZ, TZ, UG, ZM, ZW), Eurasian patent (AM, AZ, BY, KG, KZ, MD, RU, TJ, TM), European patent (AT, BE, BG, CH, CY, CZ, DE, DK, EE, ES, FI, FR, GB, GR, IE, IT, LU, MC, NL, PT, SE, SK, TR), OAPI patent (BF, BJ, CF, CG, CI, CM, GA, GN, GQ, GW, ML, MR, NE, SN, TD, TG).
- (71) Applicant (*for all designated States except US*): AKZO NOBEL N.V. [NL/NL]; Velperweg 76, NL-6824 BM Arnhem (NL).

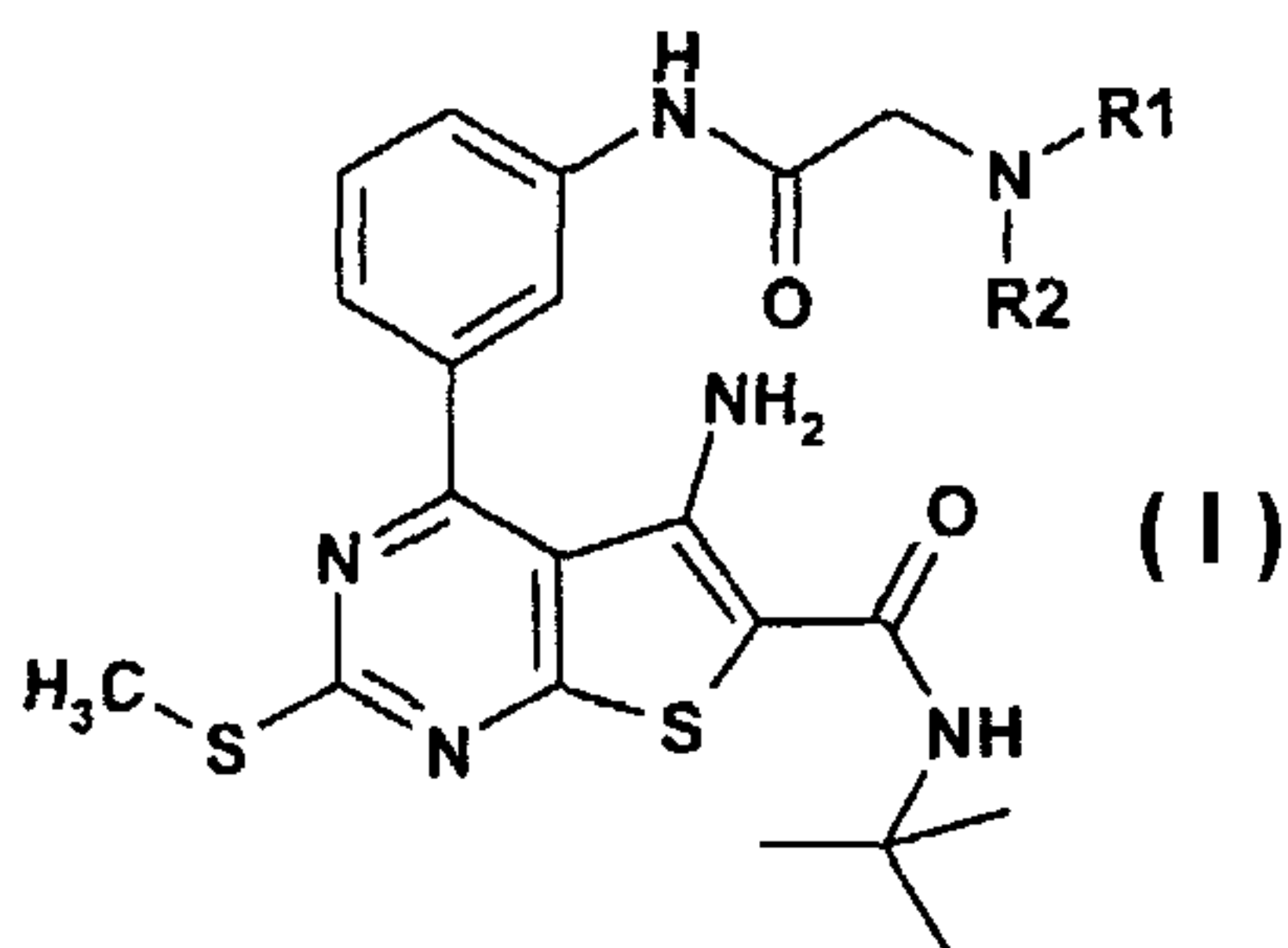
- (72) Inventors; and
- (75) Inventors/Applicants (*for US only*): HANSEN, Robert, Gerard, Jules, Marie [NL/NL]; N.V. Organon, Postbus 20, NL-5340 BH Oss (NL). TIMMERS, Cornelis, Marius [NL/NL]; N.V. Organon, Postbus 20, NL-5340 BH Oss (NL).

Published:

— with international search report

For two-letter codes and other abbreviations, refer to the "Guidance Notes on Codes and Abbreviations" appearing at the beginning of each regular issue of the PCT Gazette.

(54) Title: THIENO[2,3-D]PYRIMIDINES WITH COMBINED LH AND FSH AGONISTIC ACTIVITY



(57) Abstract: The invention relates to thieno[2,3-d]pyrimidine derivatives according to general formula (I), or a pharmaceutically acceptable salt thereof, wherein N(R1)R2 are joined in a (2-6C)heterocycloalkyl ring. The compounds of the invention have LH as well as FSH receptor activating activity and can be used in fertility regulating therapies.

WO 03/020726 A1

Thieno[2,3-*d*]pyrimidines with combined LH and FSH agonistic activity

The invention relates to compounds having glycoprotein hormone agonistic activity, in particular to compounds having both Luteinizing Hormone (LH) and Follicle Stimulating Hormone (FSH) agonistic activity. The invention furthermore relates to pharmaceutical compositions containing the same as well as to the use of these compounds in medical therapy, particularly for use as a control of fertility.

Gonadotropins serve important functions in a variety of bodily functions including metabolism, temperature regulation and the reproductive process. The hypophyseal gonadotropins FSH and LH for example play a pivotal role in the stimulation of follicle development and maturation whereas LH is involved in induction of the ovulatory process (Sharp, R.M. Clin. Endocrinol 33, 787-807, 1990; Dorrington and Armstrong, Recent Prog. Horm. Res 35, 301-342, 1979; Levy et al, Human Reproduction 15, 2258-2265, 2000).

Currently, LH is applied clinically, in combination with FSH, for ovarian stimulation i.e. ovarian hyperstimulation for *in vitro* fertilisation (IVF) and induction of ovulation in infertile anovulatory women (Insler, V., Int. J. Fertility 33, 85-97, 1988, Navot and Rosenwaks, J. Vitro Fert. Embryo Transfer 5, 3-13, 1988), as well as for male hypogonadism and male infertility.

Gonadotropins act on specific gonadal cell types to initiate ovarian and testicular differentiation and steroidogenesis. The actions of these pituitary and placental hormones are mediated by specific plasma membrane receptors that are members of the large family of G-protein coupled receptors. They consist of a single polypeptide with seven transmembrane domains and are able to interact with the Gs protein, leading to the activation of adenylyl cyclase.

Gonadotropins destined for therapeutic purposes can be isolated from human urine sources and are of low purity (Morse et al, Amer. J. Reproduct. Immunol. and Microbiology 17, 143, 1988). Alternatively, they can be prepared as recombinant gonadotropins. In addition to these proteins, gonadotropin receptors can be activated or deactivated by synthetic low molecular weight compounds. Bicyclic heteroaromatic

compounds have been described in WO 00/61586. By *in vitro* and *in vivo* experiments they are shown to be useful as LH agonists.

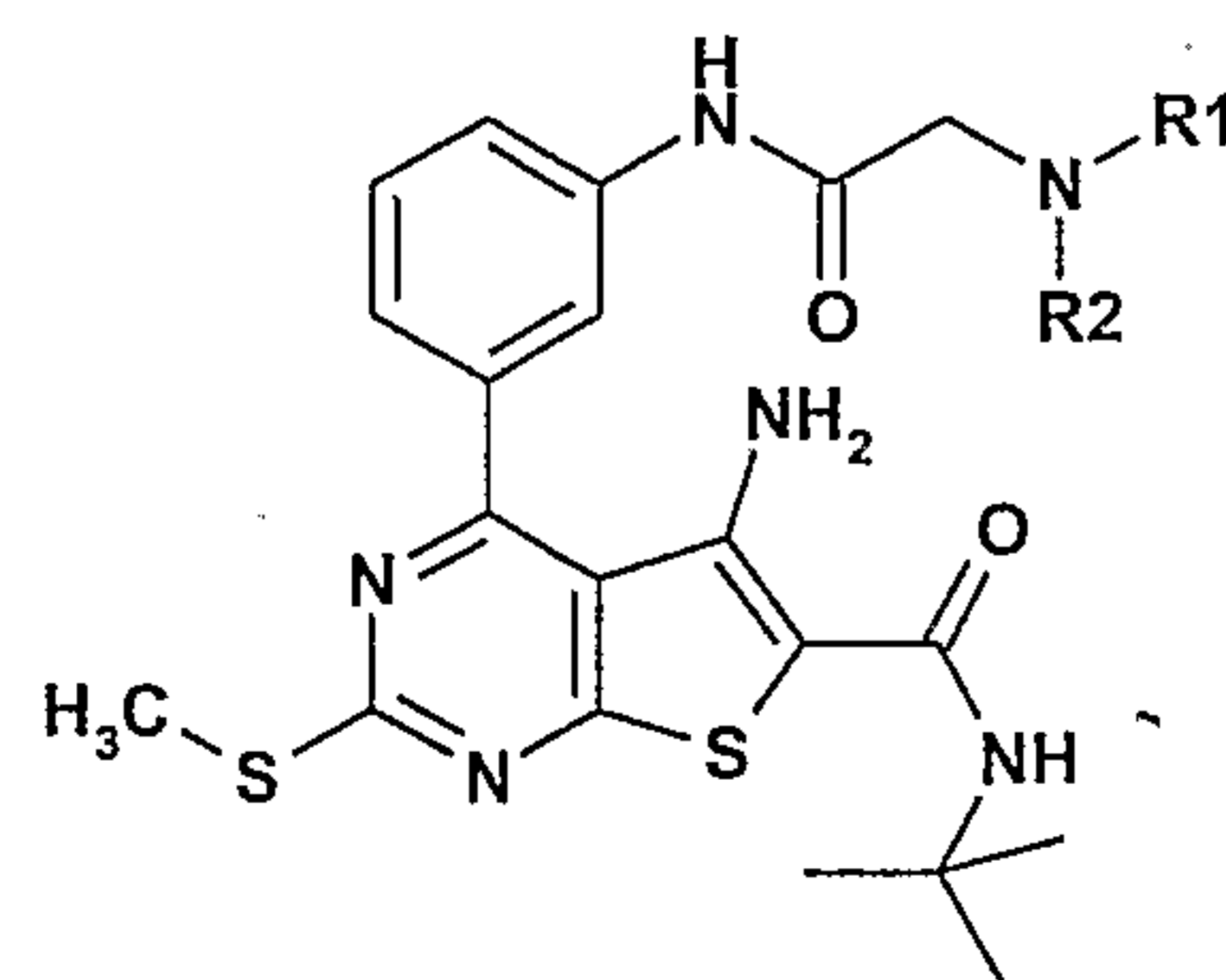
In normal females the release of pituitary LH and FSH is characterized by a mid-cycle surge which precedes the ovulation. Ovulation is characterized by three distinct physiological phenomena *i.e.* oocyte maturation, follicular rupture and luteinization. While the role of the LH-surge in the *in vivo* induction of these phenomena is undisputed, the role of the FSH-surge is less clear. However, it has been shown recently that FSH induces oocyte maturation *in vitro* by inducing cumulus cells to produce a factor that positively overcomes hypoxanthine induced meiotic arrest (Lu et al, Mol. Cell. Endocrinol. 164, 191-196, 2000). This factor is thought to be a meiosis activating sterol (MAS).

In ovulation induction, it is desirable to provide the effects of LH as the major component. According to the present invention compounds have been found with particular advantageous properties when used in protocols for enhanced fertility. In these compounds LH activity is accompanied by a FSH activity.

Thus the present invention provides low molecular weight compounds that in addition to LH activity unexpectedly also have FSH activity. In general these compounds are thieno[2,3-d]pyrimidines which at the 4-position of the pyrimidine ring are substituted by a phenyl group which in turn is substituted at the meta position.

20

The present invention resides in thieno[2,3-d]pyrimidine derivatives according to general formula I,



(Formula I)

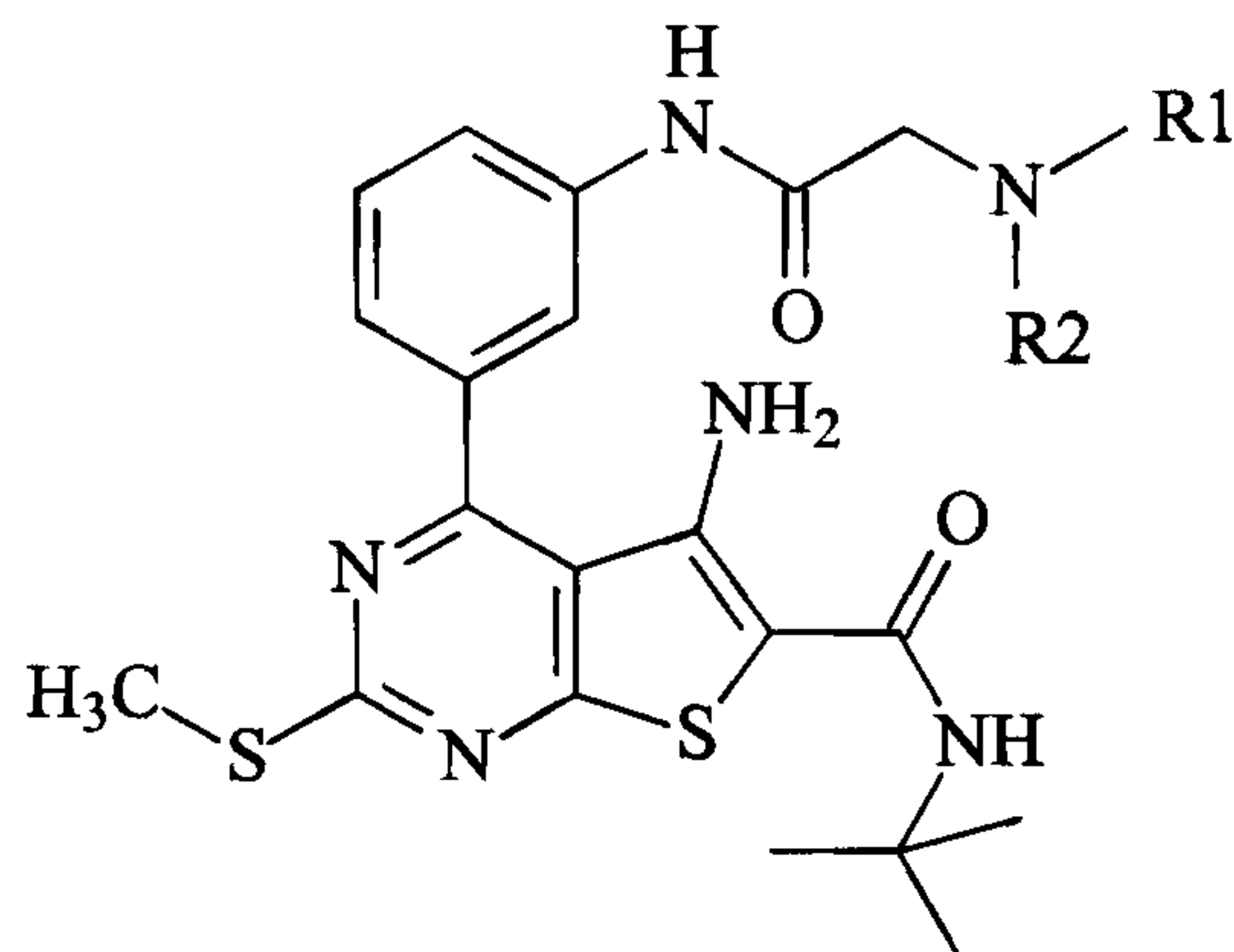
or a pharmaceutically acceptable salt thereof, wherein N(R1)R2 are joined in a (2-6C)heterocycloalkyl ring.

25

23804-664

- 2a -

According to one aspect of the present invention, there is provided a thieno[2,3-d]pyrimidine derivative according to general formula I,



(Formula I)

or a pharmaceutically acceptable salt thereof, wherein R1 and R2 together with
5 the nitrogen atom to which they are bonded form a ring having 2 to 6 carbon
atoms, wherein the ring optionally contains in addition to the 2 to 6 carbon atoms
and the nitrogen atom to which R1 and R2 are bonded one or more heteroatoms
that are independently N, O or S.

The thieno[2,3-d]pyrimidine derivative described herein may be used
10 for treatment of a fertility disorder.

The most preferred compounds are tert-butyl 5-amino-2-methylthio-4-(3-(2-(azetidin-1-yl)-acetamido)-phenyl)-thieno[2,3-d]pyrimidine-6-carboxamide; tert-butyl 5-amino-2-methylthio-4-(3-(2-(morpholin-4-yl)-acetamido)-phenyl)-thieno[2,3-d]pyrimidine-6-carboxamide; tert-butyl 5-amino-2-methylthio-4-(3-(2-(thiomorpholin-4-yl)-acetamido)-phenyl)-thieno[2,3-d]pyrimidine-6-carboxamide; tert-butyl 5-amino-2-methylthio-4-(3-(2-(piperidin-1-yl)-acetamido)-phenyl)-thieno[2,3-d]pyrimidine-6-carboxamide; tert-butyl 5-amino-2-methylthio-4-(3-(2-(pyrrolidin-1-yl)-acetamido)-phenyl)-thieno[2,3-d]pyrimidine-6-carboxamide and tert-butyl 5-amino-2-methylthio-4-(3-(2-(piperazin-1-yl)-acetamido)-phenyl)-thieno[2,3-d]pyrimidine-6-carboxamide.

10

The term joined in a (2-6C)heterocycloalkyl ring in the definition of Formula I, means that R1 and R2 together with the nitrogen atom to which they are bonded form a ring having 2-6 carbon atoms, optionally containing one or more heteroatoms selected from N, O and/or S. Examples of such rings are azetidine, pyrrolidine, piperidine, piperazine, morpholine and thiomorpholine.

15

It has been shown that compounds of the above mentioned formula I show agonistic LH and FSH activity. In an *in vitro* bioassay using CHO cells stably transfected with the human LH or FSH receptor, respectively, the EC₅₀ with regard to the LH receptor was found to be less than 5.10⁻⁸ M whereas with regard to the FSH receptor the EC₅₀ was less than 10⁻⁵M. Typically the FSH activity ranges from an activity of about 1% of the LH agonist stimulation to about 10% of the LH agonist stimulation.

20

The invention further resides in a pharmaceutical composition comprising a thieno[2,3-d]pyrimidine derivative compound or salts thereof having the general formula I.

25

Thus, the compounds according to the invention can be used in therapy. A further aspect of the invention resides in the use of a thieno[2,3-d]pyrimidine compound having the general formula I for the manufacture of a medicament for the control of fertility, more preferably induction of ovulation. The present compounds are used to activate both the LH and FSH receptors. The compound of the present invention can be used therefore in a method to treat females with fertility problems.

30

For therapeutic use, salts of the compounds of formula I are those wherein the counterion is pharmaceutically acceptable. However, acid addition salts of bases according to formula I, may also find use, for example, in the preparation or purification of a pharmaceutically acceptable compound. All salts, whether pharmaceutically acceptable or not, are included within the ambit of the present invention.

Examples of acid addition salts include those derived from mineral acids such as hydrochloric acid, phosphoric acid, sulphuric acid, preferably hydrochloric acid, and organic acids like citric acid, tartaric acid, acetic acid, lactic acid, maleic acid, malonic acid, fumaric acid, glycolic acid, succinic acid, and the like.

10

Suitable administration routes for the compounds of formula I or pharmaceutically acceptable salts thereof, also referred to herein as the active ingredient are intramuscular injections, subcutaneous injections, intravenous injections or intraperitoneal injections, oral and intranasal administration. Preferably, the compounds may be administered orally. The exact dose and regimen of administration of the active ingredient, or a pharmaceutical composition thereof, will necessarily be dependent upon the therapeutic effect to be achieved (treatment of infertility; contraception), and may vary with the particular compound, the route of administration, and the age and condition of the individual subject to whom the medicament is to be administered.

In general, parenteral administration requires lower dosages than other methods of administration which are more dependent upon adsorption. However, a dosage for humans preferably contains 0.0001-25 mg per kg body weight. The desired dose may be presented as one dose or as multiple subdoses administered at appropriate intervals throughout the day. In case of female recipients, doses may be administered at appropriate daily intervals throughout the menstrual cycle for follicular support or as a single dose for ovulation induction. The dosage as well as the regimen of administration may differ between a female and a male recipient.

In case of *in vitro* or *ex vivo* applications, like in IVF applications, the compounds of the inventions are to be used in the incubation media in a concentration of approximately 0.01-5 $\mu\text{g}/\text{ml}$.

30

The present invention thus also relates to pharmaceutical compositions comprising a thieno[2,3-d]pyrimidine compound according to formula I in admixture with

pharmaceutically acceptable auxiliaries, and optionally other therapeutic agents. The auxiliaries must be "acceptable" in the sense of being compatible with the other ingredients of the composition and not deleterious to the recipients thereof.

Pharmaceutical compositions include those suitable for oral, rectal nasal, topical
5 (including transdermal, buccal and sublingual), vaginal or parenteral (including subcutaneous, intramuscular, intravenous and intradermal) administration. The compositions may be prepared by any method well known in the art of pharmacy, for example, using methods such as those described in Gennaro *et al.*, Remington's Pharmaceutical Sciences (18th ed., Mack Publishing company, 1990, see especially Part
10 8: *Pharmaceutical Preparations and Their Manufacture*).

Such methods include the step of bringing in association the active ingredient with any auxiliary agent. The auxiliary agent(s), also named accessory ingredients, include those conventional in the art (Gennaro, *supra*), such as, fillers, binders, diluents, disintegrants, lubricants, colorants, flavoring agents and wetting agents.

15 Pharmaceutical compositions suitable for oral administration may be presented as discrete dosage units such as pills, tablets or capsules, or as a powder or granules, or as a solution or suspension. The active ingredient may also be presented as a bolus or paste. The compositions can further be processed into a suppository or enema for rectal administration.

20 For parenteral administration, suitable compositions include aqueous and non-aqueous sterile injection. The compositions may be presented in unit-dose or multi-dose containers, for example sealed vials and ampoules, and may be stored in a freeze-dried (lyophilised) condition requiring only the addition of sterile liquid carrier, for example, water prior to use.

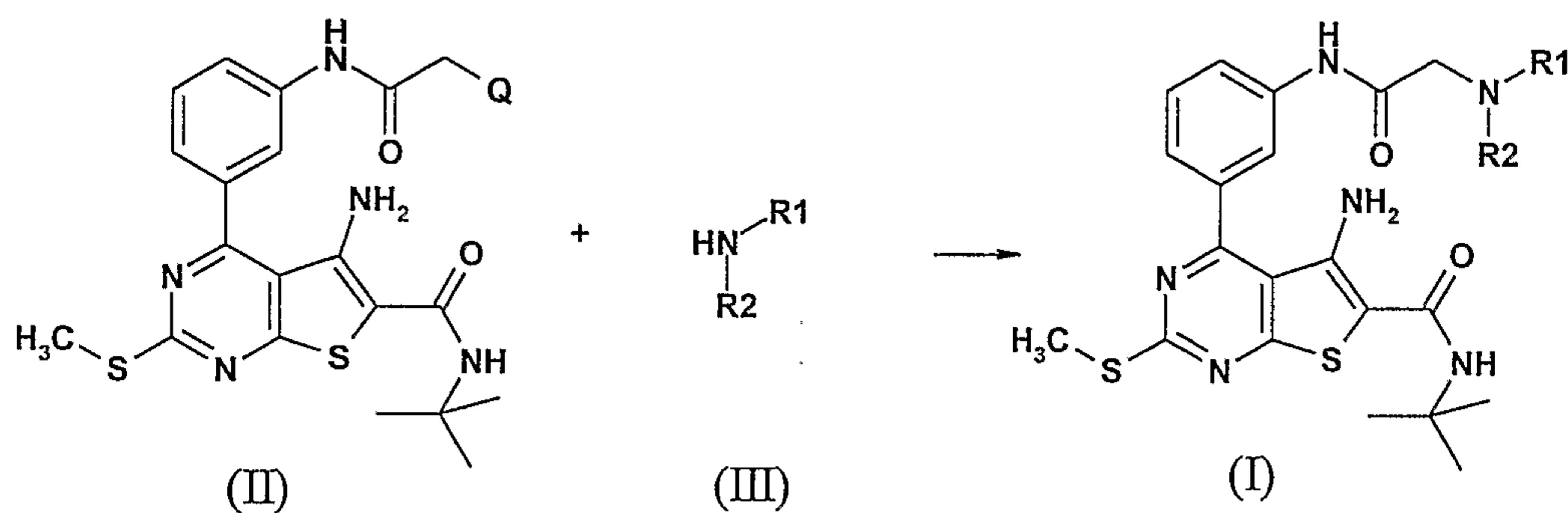
25 Compositions, or formulations, suitable for administration by nasal inhalation include fine dusts or mists which may be generated by means of metered dose pressurized aerosols, nebulisers or insufflators.

30 The thieno[2,3-d]pyrimidine compounds of the invention can also be administered in the form of implantable pharmaceutical devices, consisting of a core of active material, encased by a release rate-regulating membrane. Such implants are to be applied subcutaneously or locally, and will release the active ingredient at an approximately constant rate over relatively large periods of time, for instance from

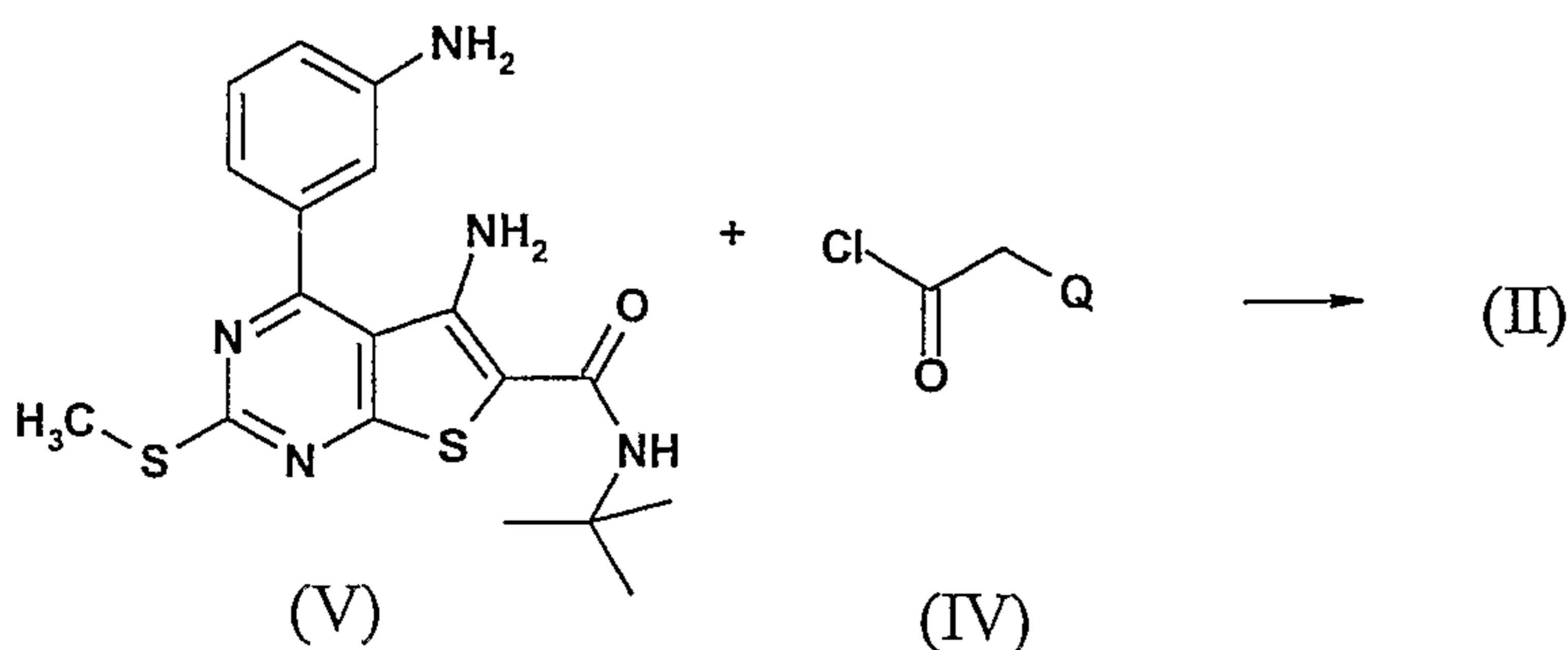
weeks to years. Methods for the preparation of implantable pharmaceutical devices as such are known in the art, for example as described in European Patent 0,303,306 (AKZO N.V.).

Thus, the compounds according to the present invention can be used for the same clinical purposes as the native LH, with the advantage that they possess FSH activity, display altered stability properties and can be administered differently.

The compounds of the present invention, represented by formula (I) can generally be prepared by nucleophilic substitution of halides (II) wherein Q = Cl or Br with (cyclic) secondary amines of formula (III) in an appropriate solvent such as N,N-dimethylformamide or THF at room temperature in the presence of a tertiary base such as N,N-diisopropylethylamine (DIPEA).



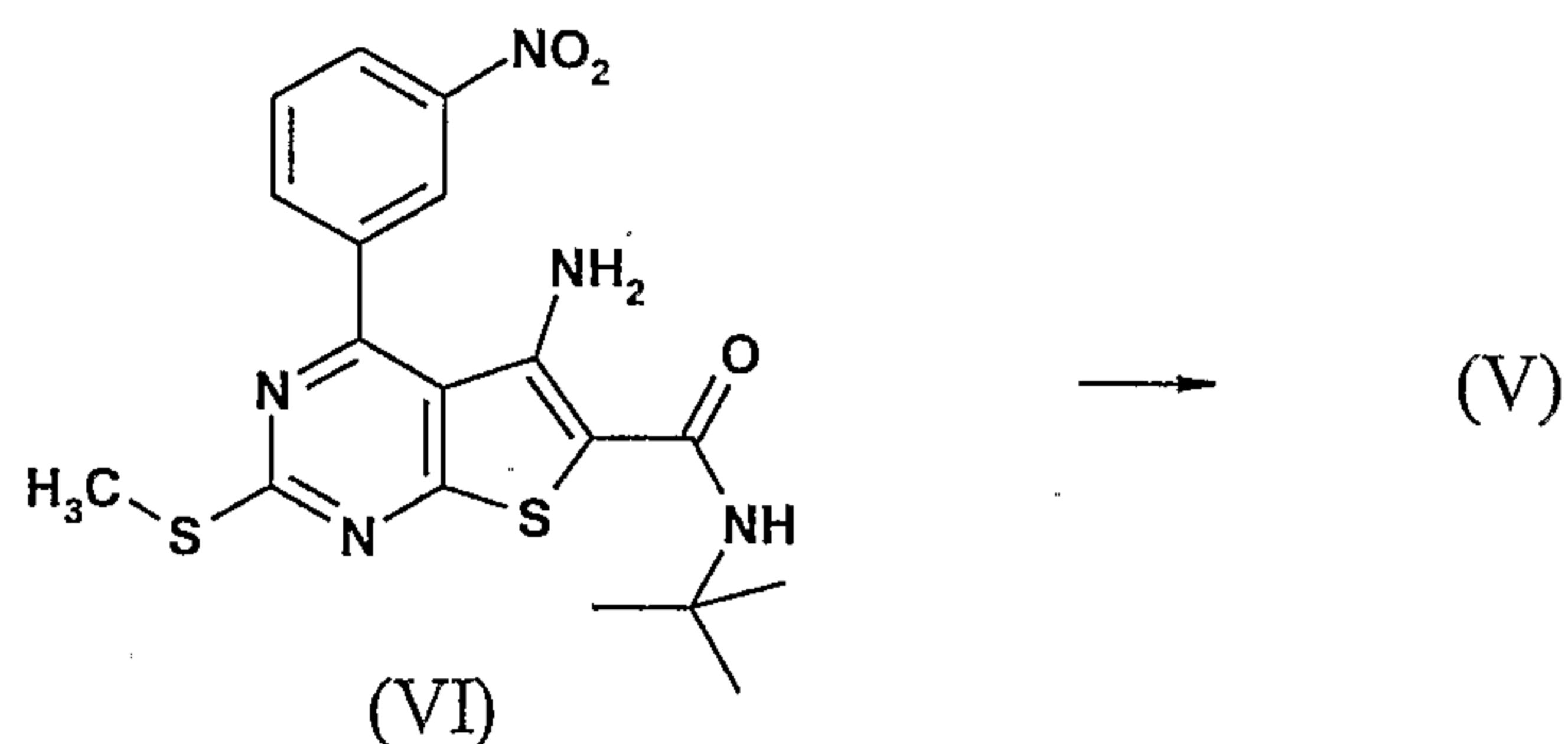
Derivatives of formula (II) wherein Q = Cl or Br can be prepared by regioselective acylation of meta aniline derivative (V) with acyl chlorides of type (IV), wherein Q = Cl or Br in the presence of a tertiary base such as N,N-diisopropylethylamine in a suitable solvent such as dichloromethane or THF.



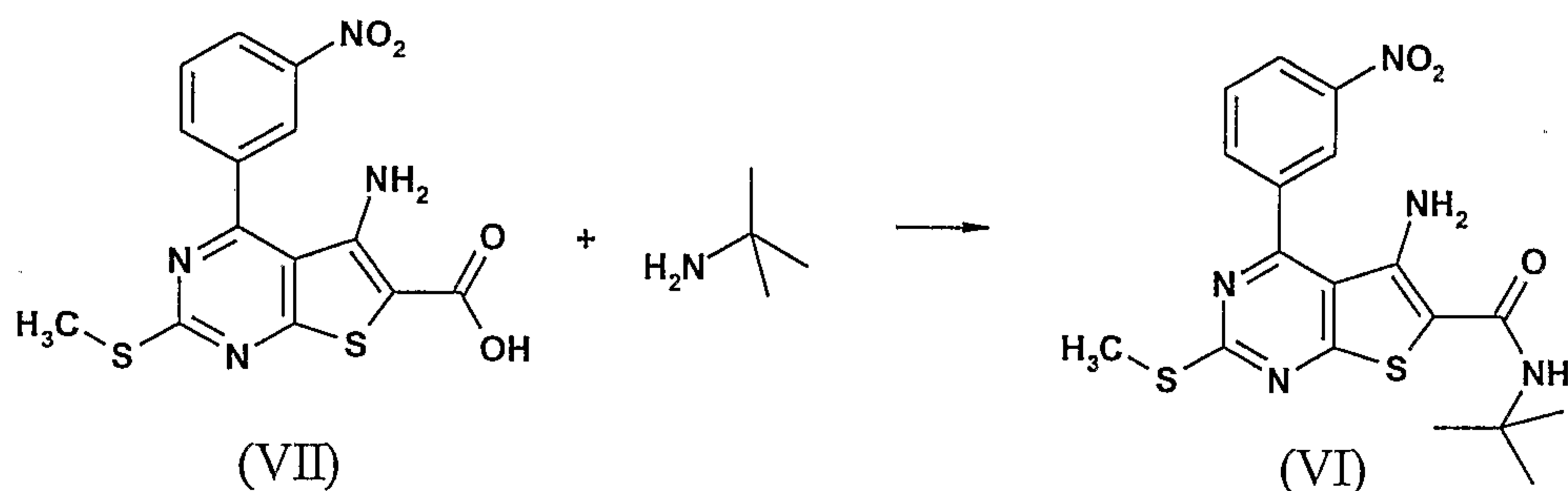
- 7 -

Compound (V) is accessible by art-known reduction of the nitro function in derivative (VI) using an appropriate reducing agent such as tin(II) chloride in a protic solvent such as ethanol in the presence of hydrochloric acid at elevated temperature (J. Heilbron, J. Chem. Soc, 1279 (1940)).

5

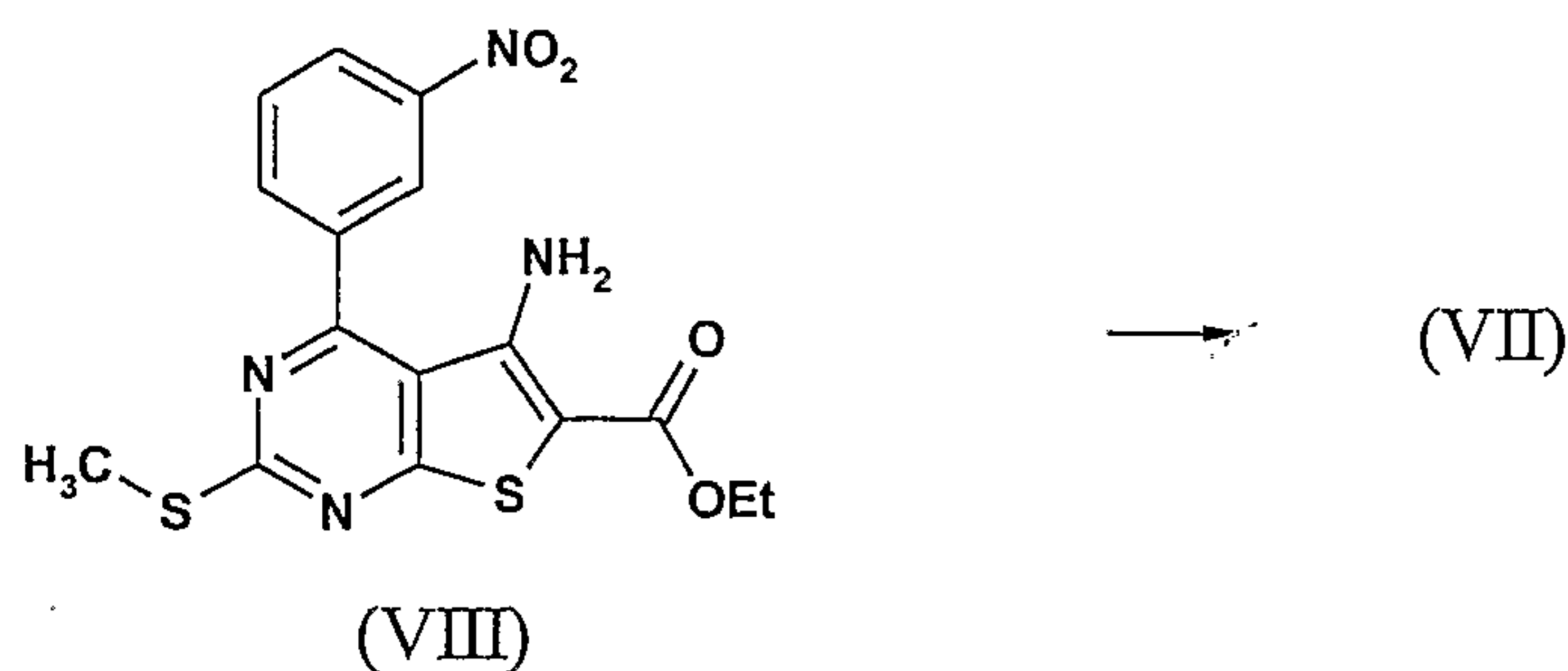


Thienopyrimidine (VI) can be prepared by condensation of carboxylic acid (VII) with tert-butyl amine under the influence of a coupling agent such as *O*-(benzotriazol-1-yl)-*N,N,N',N'*-tetramethyluronium tetrafluoroborate (TBTU) or bromotripyrrolidinophosphonium hexafluorophosphate (PyBrOP) and a tertiary base, e.g. *N,N*-diisopropylethylamine.

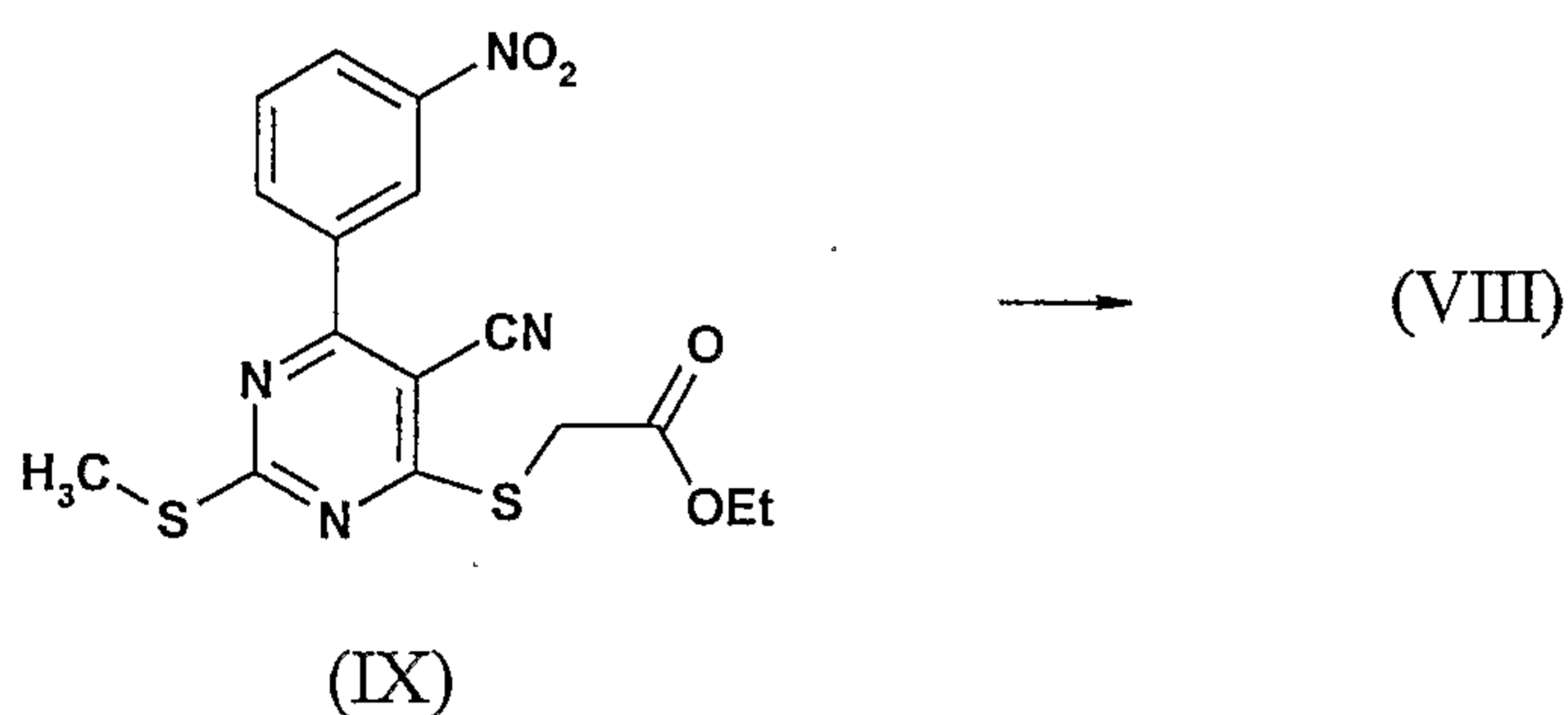


15

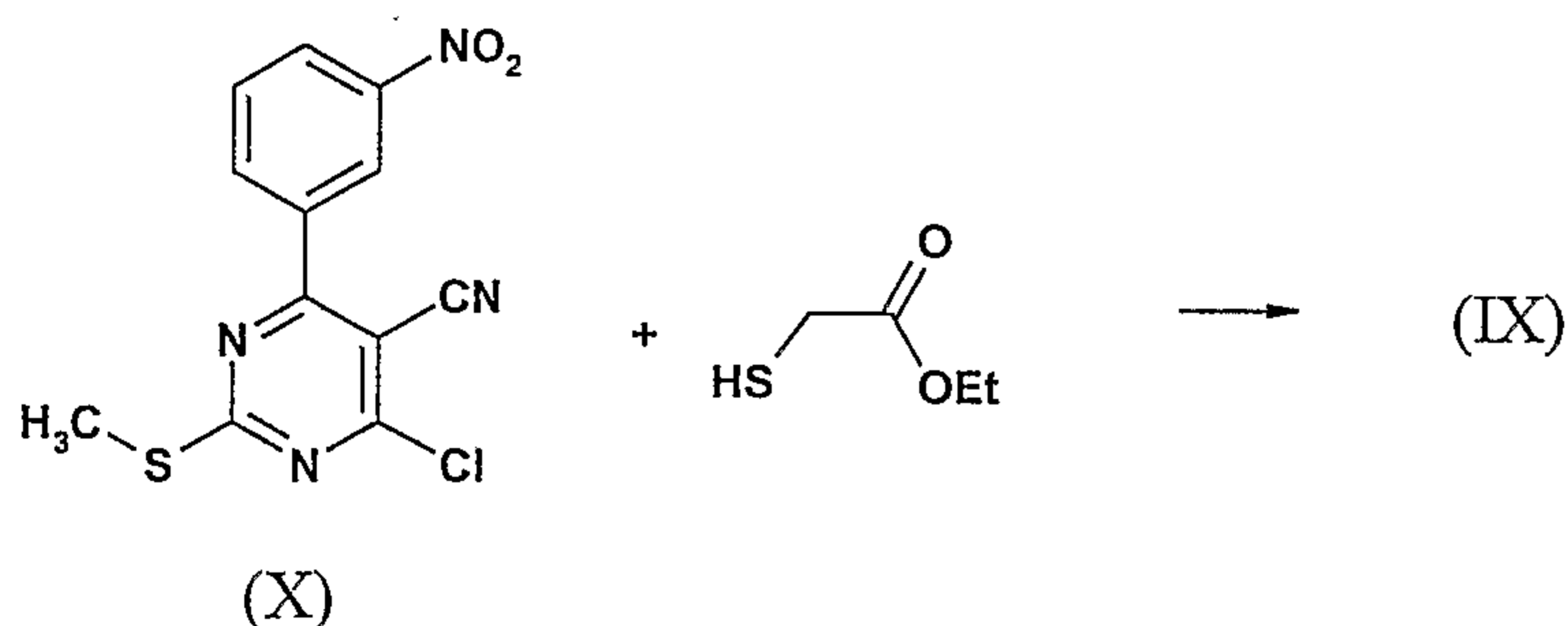
Saponification of ethyl ester (VIII) to the corresponding carboxylic acid (VII) takes place in the presence of a base such as lithium hydroxide, potassium hydroxide or sodium hydroxide in aqueous dioxane at elevated temperature (80 °C to reflux).



Bicycle (VIII) is formed by substitution of chloride (X) with ethyl mercaptoacetate under the agency of *N,N*-diisopropylethylamine, followed by base-catalyzed ring-closure of the intermediate thioether (IX). This type of thieno[2,3-*d*]pyrimidine ring formations has been described in: S.A. Abdel-Hady, M.A. Badawy, Y.A. Ibrahim, Sulfur Lett. 9, 101 (1989) and S. Tumkevicius, Liebigs Ann., 1703 (1995).

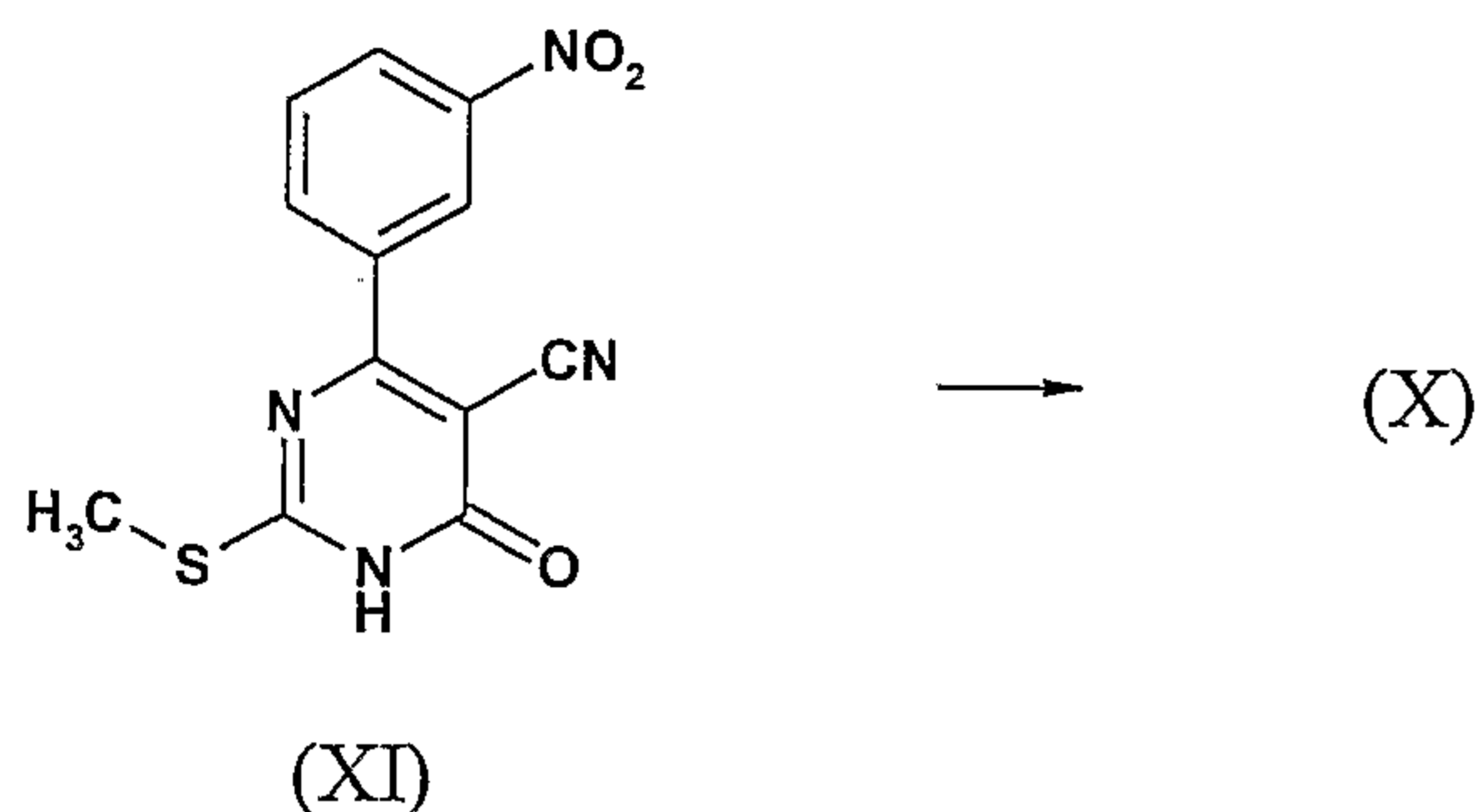


Suitable conditions for the cyclization reaction are sodium ethoxide in ethanol or *N,N*-diisopropylethylamine in toluene/ethanol (1/1, v/v) at reflux temperature.



The requisite chloroimine (X) can be synthesized following literature procedures as described for example by A.A. Santilli, D.H. Kim and S.V. Wanser, J. Heterocycl. Chem. 8, 445, 1971. According to this procedure, lactam (XI) is treated with POCl₃ at elevated temperature (80 °C to reflux) to give chloride (X). The addition of an

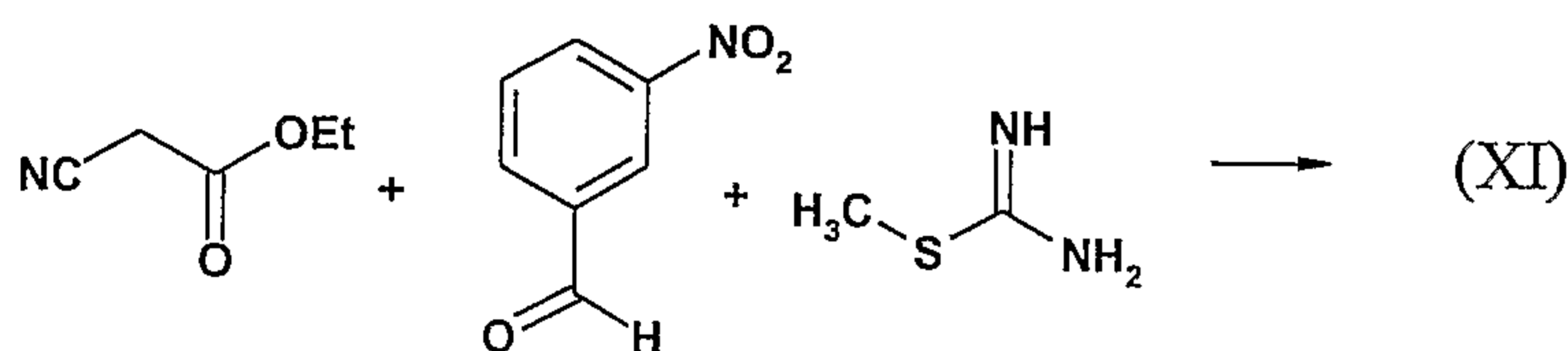
appropriate solvent, e.g. dioxane, and/or the addition of either PCl_5 or *N,N*-dimethylaniline to the reaction mixture may result in shorter reaction times and higher yields of chloride (X).



5

An appropriate route towards lactam (XI) comprises the multicomponent condensation of ethyl cyanoacetate with 3-nitro-benzaldehyde and S-methyl isothiurea in ethanol under the agency of a base such as potassium carbonate at elevated temperature (60 °C).

10



15

Related procedures have been disclosed in: S. Kambe, K. Saito and H. Kishi, *Synthesis*, 287 (1979); A.M. Abd-Elfattah, S.M. Hussain and A.M. El-Reedy, *Tetrahedron* **39**, 3197 (1983); S.M. Hussain, A.A. El-Barbary and S.A. Mansour, *J. Heterocycl. Chem.* **22**, 169 (1985).

20

Methods to determine receptor binding as well as *in vitro* and *in vivo* assays to determine biological activity of gonadotropins are well known. In general, expressed receptor is contacted with the compound to be tested and binding or stimulation or inhibition of a functional response is measured.

To measure a functional response isolated DNA encoding the LH or the FSH receptor gene, preferably the human receptor, is expressed in suitable host cells. Such a cell might be the Chinese Hamster Ovary cell, but other cells are also suitable.

Preferably the cells are of mammalian origin (Jia et al, Mol.Endocrin., 5, 759-776, 1991).

Methods to construct recombinant LH or FSH expressing cell lines are well known in the art (Sambrook et al., Molecular Cloning: a Laboratory Manual, Cold Spring Harbor Laboratory Press, Cold Spring Harbor, latest edition). Expression of receptor is attained by expression of the DNA encoding the desired protein. Techniques for site directed mutagenesis, ligation of additional sequences, PCR, and construction of suitable expression systems are all, by now, well known in the art. Portions or all of the DNA encoding the desired protein can be constructed synthetically using standard solid phase techniques, preferably to include restriction sites for ease of ligation. Suitable control elements for transcription and translation of the included coding sequence can be provided to the DNA coding sequences. As is well known, expression systems are now available which are compatible with a wide variety of hosts, including prokaryotic hosts such as bacteria and eukaryotic hosts such as yeast, plant cells, insect cells, mammalian cells, avian cells and the like.

Cells expressing the receptor are then contacted with the test compound to observe binding, or stimulation or inhibition of a functional response.

Alternatively isolated cell membranes containing the expressed receptor may be used to measure binding of compound.

For measurement of binding radioactively or fluorescently labeled compounds may be used. As reference compound human recombinant LH or FSH can be used. In the alternative also competition binding assays can be performed.

Another assay involves screening for LH or FSH receptor agonist compounds by determining stimulation of receptor mediated cAMP accumulation. Thus, such a method involves expression of the receptor on the cell surface of a host cell and exposing the cell to the test compound. The amount of cAMP is then measured. The level of cAMP will be reduced or increased, depending on the inhibitory or stimulating effect of the test compound upon binding to the receptor.

In addition to direct measurement of e.g. cAMP levels in the exposed cell, cells can be used which in addition to transfection with receptor encoding DNA are also transfected with a second DNA encoding a reporter gene the expression of which responds to the level of cAMP. Such reporter genes might be cAMP inducible or might be constructed in such a way that they are connected to novel cAMP responsive elements. In general, reporter gene expression might be controlled by any response

element reacting to changing levels of cAMP. Suitable reporter genes are e.g. LacZ, alkaline phosphatase, firefly luciferase and green fluorescence protein. The principles of such transactivation assays are well known in the art and are described e.g. in Stratowa, Ch, Himmler, A and Czernilofsky, A.P., Curr.Opin.Biotechnol.6, 574 (1995).

5 For selecting active compounds on the LH or FSH receptor, testing at 10^{-5} M must result in an activity of more than 20% of the maximal activity when LH or FSH is used as a reference. Another criterion might be the EC_{50} value, which must be $< 10^{-5}$ M, preferably $< 10^{-7}$ M.

10 The skilled artisan will recognize that desirable EC_{50} values are dependent on the compound tested. For example, a compound with an EC_{50} , which is less than 10^{-5} M is generally, considered a candidate for drug selection. Preferably this value is lower than 10^{-7} M. However, a compound which has a higher EC_{50} , but is selective for the particular receptor, may be even a better candidate.

15 Screening for LH receptor agonistic compounds can also be performed by using a mouse Leydig cell bioassay (Van Damme, M., Robersen, D. and Diczfalusy, E., Acta Endocrinol. 77: 655-671 (1974), Mannaerts, B., Kloosterboer, H. and Schuurs, A., Neuroendocrinology of reproduction. R. Rolland et al. Eds., Elsevier Science Publishers B.V., 49-58 (1987)). In this assay, stimulation of LH receptor mediated testosterone production can be measured in Leydig cells isolated from male mice.

20 FSH agonistic activity of compounds can also be determined in an *ex vivo* model using cultured mouse follicles according to Nayudu, P. and Osborn, S. (J. Reproduction and Fertility 95, 349-362 (1992)). Therefore, mouse ovarian follicles are isolated and cultured in the presence of FSH agonistic compounds to induce follicular growth. Measurements of follicular diameter and estradiol in the culture medium are indicative
25 for follicular growth.

To measure LH *in vivo* activity of compounds, ovulation induction in immature mice can be studied. In this assay immature female mice are primed with urinary FSH and approximately 48 hours later treated with a LH agonistic compound. The animals are killed after LH agonist treatment and the number of ova in the oviduct is
30 microscopically assessed.

To measure FSH *in vivo* activity of compounds immature female rats are treated at 0, 8, 24 and 32 hours with a FSH agonistic compound to induce follicular growth. At 52 hours after the start of the experiment the animals are injected with hCG to induce ovulation. The animals are killed 72 hours after the start of the experiment and the

number of ova in the oviduct is microscopically assessed. In addition ovarian weight is determined.

The compounds of the present invention can be applied clinically in those regimens where now LH or hCG is used. These include LH substitution among subjects with
5 hypogonadal hypogonadism either male or female, midcycle administration to induce ovulation (ovulation induction (OI) or controlled hyperstimulation (COH) or stimulation of the corpus luteum.

The following examples are illustrative for the invention and should in no way be interpreted as limiting the scope of the invention.

10

Examples

Example 1

tert-Butyl 5-amino-2-methylthio-4-(3-(2-(azetidin-1-yl)-acetamido)-phenyl)-thieno[2,3-
15 d]pyrimidine-6-carboxamide

(a). 5-Cyano-4-(3-nitrophenyl)-2-methylthio-6-oxopyrimidine

A mixture of S-methylisothiourea sulfate (69.0 g), 3-nitrobenzaldehyde (75.0 g), ethyl cyanoacetate (56.0 ml) and potassium carbonate (72.5 g) in abs. EtOH (1500 ml) was
20 stirred at 60°C for 16 h. The reaction mixture was cooled to 0°C in an ice bath. The resulting precipitate was filtered off, washed with abs. EtOH and dissolved in hot water (100°C). The solution was cooled to room temperature, acidified with 2N HCl to pH 2 and cooled to 0°C in an ice bath. The resulting precipitate was filtered off and washed with ice water. Residual water in the precipitate was removed by coevaporation with
25 1,4-dioxane.

Yield: 54.0 mg.

MS-ESI: $[M+H]^+ = 289.0$

TLC: $R_f = 0.3$, silica gel, DCM/MeOH = 9/1 (v/v).

30 (b). 6-Chloro-5-cyano-4-(3-nitrophenyl)-2-methylthio-pyrimidine

POCl₃ (100 ml) was added to a stirred solution of 5-cyano-4-(3-nitrophenyl)-2-methylthio-6-oxopyrimidine (example 1(a), 25.0 g) in dry 1,4-dioxane (300 ml). After 3

h at 90°C, the mixture was cooled to room temperature and concentrated under reduced pressure. The residue was dissolved in 1,4-dioxane (100 ml) and the resulting solution was cooled to 0°C. Ice water was cautiously added. The resulting precipitate was filtered off and washed with water. Residual water in the precipitate was removed by
5 coevaporation with 1,4-dioxane.

Yield: 26.0 g.

MS-ESI: $[M+H]^+ = 307.0$

TLC: $R_f = 0.5$, silica gel, heptane/EtOAc = 3/2 (v/v).

10 (c). Ethyl 5-cyano-4-(3-nitrophenyl)-2-methylthio-6-(ethoxycarbonylmethylthio)-pyrimidine

DIPEA (15.7 ml) was added to a stirred solution of ethyl 2-mercaptoacetate (9.3 ml) and 6-chloro-5-cyano-4-(3-nitrophenyl)-2-methylthio-pyrimidine (example 1(b), 26.0 g) in a mixture of EtOH (250 ml) and DCM (250 ml). After 1 h at room temperature, 0.1N aq.
15 HCl (500 ml) was added to the mixture which was then extracted with DCM (3*500 ml), dried (MgSO₄) and concentrated under reduced pressure.

Yield: 28.0 g

MS-ESI: $[M+H]^+ = 390.4$

TLC: $R_f = 0.5$, silica gel, heptane/EtOAc = 3/2 (v/v).

20

(d). Ethyl 5-amino-4-(3-nitrophenyl)-2-methylthio-thieno[2,3-*d*]pyrimidine-6-carboxylate

A mixture of ethyl 5-cyano-4-(3-nitrophenyl)-2-methylthio-6-(ethoxycarbonylmethylthio)-pyrimidine (example 1(c), 28.0 g) and DIPEA (30 ml) in a
25 mixture of toluene (150 ml) and EtOH (150 ml) was stirred at reflux temperature (100°C) for 16 h. The mixture was then cooled to room temperature and concentrated under reduced pressure. Residual DIPEA was removed by coevaporation with toluene.

Yield: 28.0 g

MS-ESI: $[M+H]^+ = 391.2$

30 TLC: $R_f = 0.6$, silica gel, heptane/EtOAc = 3/2 (v/v).

(e). Ethyl 5-amino-4-(3-aminophenyl)-2-methylthio-thieno[2,3-*d*]pyrimidine-6-carboxylate

EtOH (400 ml) was added to a mixture of ethyl 5-amino-4-(3-nitrophenyl)-2-
35 methylthio-thieno[2,3-*d*]pyrimidine-6-carboxylate (example 1(d), 28.0 g), concentrated

aq. HCl (15 ml) and tin (II) chloride (41.0 g) in 1,4-dioxane (400 ml). The mixture was stirred at 90°C for 16 h. The mixture was then cooled to room temperature and concentrated under reduced pressure. The residue was suspended in EtOAc (1000 ml). 4N aq. NaOH was added to obtain a pH of 10-11. The mixture was vigorously stirred and the organic layer was separated, dried (MgSO₄) and concentrated under reduced pressure.

Yield: 21.0 g

MS-ESI: [M+H]⁺ = 361.0

TLC: R_f = 0.6, silica gel, heptane/EtOAc = 3/2 (v/v).

10 (f). 5-Amino-4-(3-aminophenyl)-2-methylthio-thieno[2,3-*d*]pyrimidine-6-carboxylic acid

Potassium hydroxide (32.4 g) was added to a solution of ethyl 5-amino-4-(3-aminophenyl)-2-methylthio-thieno[2,3-*d*]pyrimidine-6-carboxylate (example 1(e), 21.0 g) in a mixture of 1,4-dioxane (300 ml) and water (100 ml). After 16 h at 90°C, the mixture was cooled to 10°C and 2N aq. citric acid (300 ml) was added under vigorous stirring. The resulting precipitate was filtered off, washed with water (180 ml) and dried in vacuo.

Yield: 14.0 g

20 MS-ESI: [M+H]⁺ = 333.0

TLC: R_f = 0.5, silica gel, DCM/MeOH = 9/1 (v/v).

(g). *tert*-Butyl 5-amino-4-(3-aminophenyl)-2-methylthio-thieno[2,3-*d*]pyrimidine-6-carboxamide

25 TBTU (16.1 g) was added to a solution of 5-amino-4-(3-aminophenyl)-2-methylthio-thieno[2,3-*d*]pyrimidine-6-carboxylic acid (example 1(f), 14.0 g), DIPEA (17.4 ml) and *tert*-butylamine (7.3 g) in DCM/DMF (1/1, v/v, 250 ml). After 3 h at room temperature, the mixture was washed with sat. aq. NaHCO₃ (3*100 ml), 0.1 N aq. HCl (100 ml) and water (100 ml). The organic layer was concentrated under reduced pressure. The crude product was purified by crystallisation from warm abs. EtOH (300 ml).

Yield: 10.5 g

MS-ESI: [M+H]⁺ = 388.2

30 HPLC: R_t = 30.72 min, Luna C-18(2), 5 μm, 250*2.0 mm, detection UV = 210 nm, oven temperature = 40°C, flow = 0.25 ml/min., eluent water/ACN/MeOH = 90/9.5/0.5 to 0/95/5, run time = 50 min.

(h). *tert*-Butyl 5-amino-2-methylthio-4-(3-(2-bromoacetamido)-phenyl)-thieno[2,3-*d*]pyrimidine-6-carboxamide

Bromoacetylchloride (615 mg) was added to a solution of *tert*-butyl 5-amino-2-methylthio-4-(3-aminophenyl)-thieno[2,3-*d*]pyrimidine-6-carboxamide (example 1(g), 1.08 g) and DIPEA (2.43 ml) in dry DCM (20 ml). After 3 h at room temperature, the mixture was diluted with DCM, washed with sat. aq. NaHCO₃, dried (MgSO₄) and concentrated under reduced pressure. The crude product was purified by chromatography on silica gel using heptane/EtOAc = 3/2 (v/v) as eluent.

10 Yield: 910 mg

MS-ESI: [M+H]⁺ = 510.2

TLC: R_f = 0.3, silica gel, heptane/EtOAc = 3/2 (v/v).

(i). *tert*-Butyl 5-amino-2-methylthio-4-(3-(2-(azetidin-1-yl)-acetamido)-phenyl)-thieno[2,3-*d*]pyrimidine-6-carboxamide

tert-Butyl 5-amino-4-(3-(2-bromoacetamido)-phenyl)-2-methylthio-thieno[2,3-*d*]pyrimidine-6-carboxamide (example 1(h), 91 mg) was added to a solution of azetidine hydrochloride (120 mg) and N,N-diisopropylethylamine (0.25 ml) in DCM (5 ml). After 16 h at room temperature, the mixture was washed with sat. aq. NaHCO₃, dried (MgSO₄) and concentrated under reduced pressure. The crude product was purified by HPLC using a Luna C-18 column with the following gradient: 0.1% aq.TFA + 10% aq. ACN/ACN = 90/10 to 10/90 in 30 min. The title compound was then lyophilized from water with 0.1% TFA.

Yield: 56 mg (TFA-salt)

25 MS-ESI: [M+H]⁺ = 485.2

HPLC: R_t = 13.45 min, column Luna C-18(2), 3 μm, 100*2.0 mm, detection UV = 210 nm, oven temperature = 40°C, flow = 0.25 ml/min, eluent phosphate buffer 50 mM pH 2.1/water/ACN = 10/70/20 to 10/10/80 (v/v), run time = 20 min.

30 **Example 2**

tert-Butyl 5-amino-2-methylthio-4-(3-(2-(morpholin-4-yl)-acetamido)-phenyl)-thieno[2,3-*d*]pyrimidine-6-carboxamide

- 16 -

Morpholine (5.0 ml) was added to a solution of *tert*-butyl 5-amino-4-(3-(2-bromoacetamido)-phenyl)-2-methylthio-thieno[2,3-*d*]pyrimidine-6-carboxamide (example 1(h), 1.0 g) in THF (50 ml). After 16 h at room temperature, the mixture was concentrated under reduced pressure. The residue was purified by column chromatography on silica gel using DCM/MeOH = 9/1 as eluent. The crude product was further purified by HPLC using a Luna C-18 column with the following gradient: 0.1% aq. TFA/water/ACN = 3/97/0 to 3/7/90 in 30 min. The pure title compound was lyophilized from a mixture of 0.1% aq. TFA and water.

Yield: 215 mg (TFA-salt)

MS-ESI: $[M+H]^+ = 515.2$

HPLC: $R_t = 20.62$ min, Luna C-18 (2), 5 μ m, 150*2 mm, detection UV = 210 nm, oven temperature = 40°C, flow = 0.25 ml/min, eluent phosphate buffer 50 mM pH 2.1/water/ACN/MeOH = 10/72/17/1 to 10/18/68/4 (v/v), run time = 40 min.

Example 3

tert-Butyl 5-amino-2-methylthio-4-(3-(2-(thiomorpholin-4-yl)-acetamido)-phenyl)-thieno[2,3-*d*]pyrimidine-6-carboxamide

Thiomorpholine (2.16 ml) was added to a solution of *tert*-butyl 5-amino-2-methylthio-4-(3-(2-bromoacetamido)-phenyl)-thieno[2,3-*d*]pyrimidine-6-carboxamide (example 1(h), 1.09 g) in DCM (50 ml). After 16 h at room temperature, the mixture was diluted with DCM, washed with sat. aq. NaHCO₃, dried (MgSO₄) and concentrated under reduced pressure. The crude product was purified by HPLC using a Luna C-18 column with the following gradient: 0.1% aq. TFA + 10% aq. ACN/ACN = 100/0 to 10/90 in 30 min. The pure title compound was lyophilized from water acidified with aq. 1N HCl.

Yield: 816 mg

MS-ESI: $[M+H]^+ = 531.2$

HPLC: $R_t = 14.72$ min, column Luna C-18(2), 3 μ m, 100*2 mm, detection UV = 210 nm + 254 nm, oven temperature = 40°C, flow = 0.25 ml/min, eluent phosphate buffer 50 mM pH 2.1/water/ACN/MeOH = 10/72/17/1 to 10/18/68/4(v/v), run time = 20 min.

30

Example 4

tert-Butyl 5-amino-2-methylthio-4-(3-(2-(piperidin-1-yl)-acetamido)-phenyl)-thieno[2,3-*d*]pyrimidine-6-carboxamide

Piperidine (3.0 ml) was added to a solution of *tert*-butyl 5-amino-4-(3-(2-bromoacetamido)-phenyl)-2-methylthio-thieno[2,3-*d*]pyrimidine-6-carboxamide (example 1(h), 1.0 g) in CH₂Cl₂ (50 ml). After 16 h at room temperature, the mixture was concentrated under reduced pressure. The residue was purified by column chromatography on silica gel using DCM/MeOH = 9/1 as eluent. The crude product was further purified by HPLC using a Luna C-18 column with the following gradient: 0.1% aq. TFA/ACN = 100/0 to 10/90 in 30 min. The pure title compound was lyophilized from a mixture of 0.1% aq. TFA and water.

Yield: 851 mg (TFA-salt)

MS-ESI: [M+H]⁺ = 513.2

HPLC: Rt = 37.3 min, Luna C-18 (2), 5 μm, 150*2 mm, detection UV = 210 nm, oven temperature = 40°C, flow = 0.25 ml/min, eluent phosphate buffer 50 mM pH 2.1/water/ACN = 20/60/20 to 20/0/80 (v/v), run time = 40 min.

Example 5

tert-Butyl 5-amino-2-methylthio-4-(3-(2-(pyrrolidin-1-yl)-acetamido)-phenyl)-thieno[2,3-*d*]pyrimidine-6-carboxamide

Pyrrolidine (3.0 ml) was added to a solution of *tert*-butyl 5-amino-4-(3-(2-bromoacetamido)-phenyl)-2-methylthio-thieno[2,3-*d*]pyrimidine-6-carboxamide (example 1(h), 1.0 g) in CH₂Cl₂ (50 ml). After 16 h at room temperature, the mixture was concentrated under reduced pressure. The residue was purified by column chromatography on silica gel using DCM/MeOH = 9/1 as eluent. The crude product was further purified by HPLC using a Luna C-18 column with the following gradient: 0.1% aq. TFA/ACN = 100/0 to 10/90 in 30 min. The pure title compound was lyophilized from a mixture of 0.1% aq. TFA and water.

Yield: 616 mg (TFA-salt)

MS-ESI: [M+H]⁺ = 499.2

HPLC: Rt = 37.5 min, Luna C-18 (2), 5 μ m, 150*2 mm, detection UV = 210 nm, oven temperature = 40°C, flow = 0.25 ml/min, eluent phosphate buffer 50 mM pH 2.1/water/ACN = 20/60/20 to 20/0/80 (v/v), run time = 40 min.

5 Example 6

tert-Butyl 5-amino-2-methylthio-4-(3-(2-(piperidin-1-yl)-acetamido)-phenyl)-thieno[2,3-*d*]pyrimidine-6-carboxamide

Piperazine (2.5 g) was added to a solution of *tert*-butyl 5-amino-4-(3-(2-bromoacetamido)-phenyl)-2-methylthio-thieno[2,3-*d*]pyrimidine-6-carboxamide
10 (example 1(h), 1.0 g) in CH₂Cl₂ (50 ml). After 16 h at room temperature, the mixture was concentrated under reduced pressure. The residue was purified by column chromatography on silica gel using DCM/MeOH = 7/1 as eluent. The crude product was further purified by HPLC using a Luna C-18 column with the following gradient: 0.1% aq. TFA/ACN = 100/0 to 10/90 in 30 min. The pure title compound was lyophilized
15 from a mixture of 0.1% aq. TFA and water.

Yield: 766 mg (bis TFA-salt)

MS-ESI: [M+H]⁺ = 514.4

HPLC: Rt = 33.7 min, Luna C-18 (2), 5 μ m, 150*2 mm, detection UV = 210 nm, oven temperature = 40°C, flow = 0.25 ml/min, eluent phosphate buffer 50 mM pH
20 2.1/water/ACN = 20/60/20 to 20/0/80 (v/v), run time = 40 min.

Example 7

CHO-LH and CHO-FSH *in vitro* bioactivity

25 LH agonistic activity of compounds were tested in Chinese Hamster Ovary (CHO) cells stably transfected with the human receptor and cotransfected with a cAMP responsive element (CRE) / promotor directing the expression of a firefly luciferase reporter gene. Binding of ligand to the Gs-coupled LH receptor will result in an increase of cAMP, which in turn will induce an increased transactivation of the luciferase reporter
30 construct. The luciferase signal was quantified using a luminescence counter. For test compounds, EC₅₀ values (concentration of test compound causing half-maximal (50 %)

23804-664

- 19 -

stimulation) were calculated. For that purpose the software program GraphPad PRISMTM, version 3.0 (GraphPad software Inc., San Diego) was used.

In a similar way FSH agonistic activity of compounds was tested in CHO cells transfected with the luciferase reporter gene and the human FSH receptor. Results are shown in Table 1.

In vivo bioactivity

To measure *in vivo* activity of LH/FSH receptor agonistic compounds ovulation induction in immature mice was studied. In this assay immature female mice were primed with urinary FSH (HumegonTM 12.5 IU/animal). Approximately 48 hours later the animals were treated with a LH /FSH agonistic compound at a dose-level of 50 mg/kg. The animals were killed 24 hours after LH/FSH agonist treatment and the number of ova in the oviduct was microscopically assessed. Results are shown in Table 1.

15 Table 1

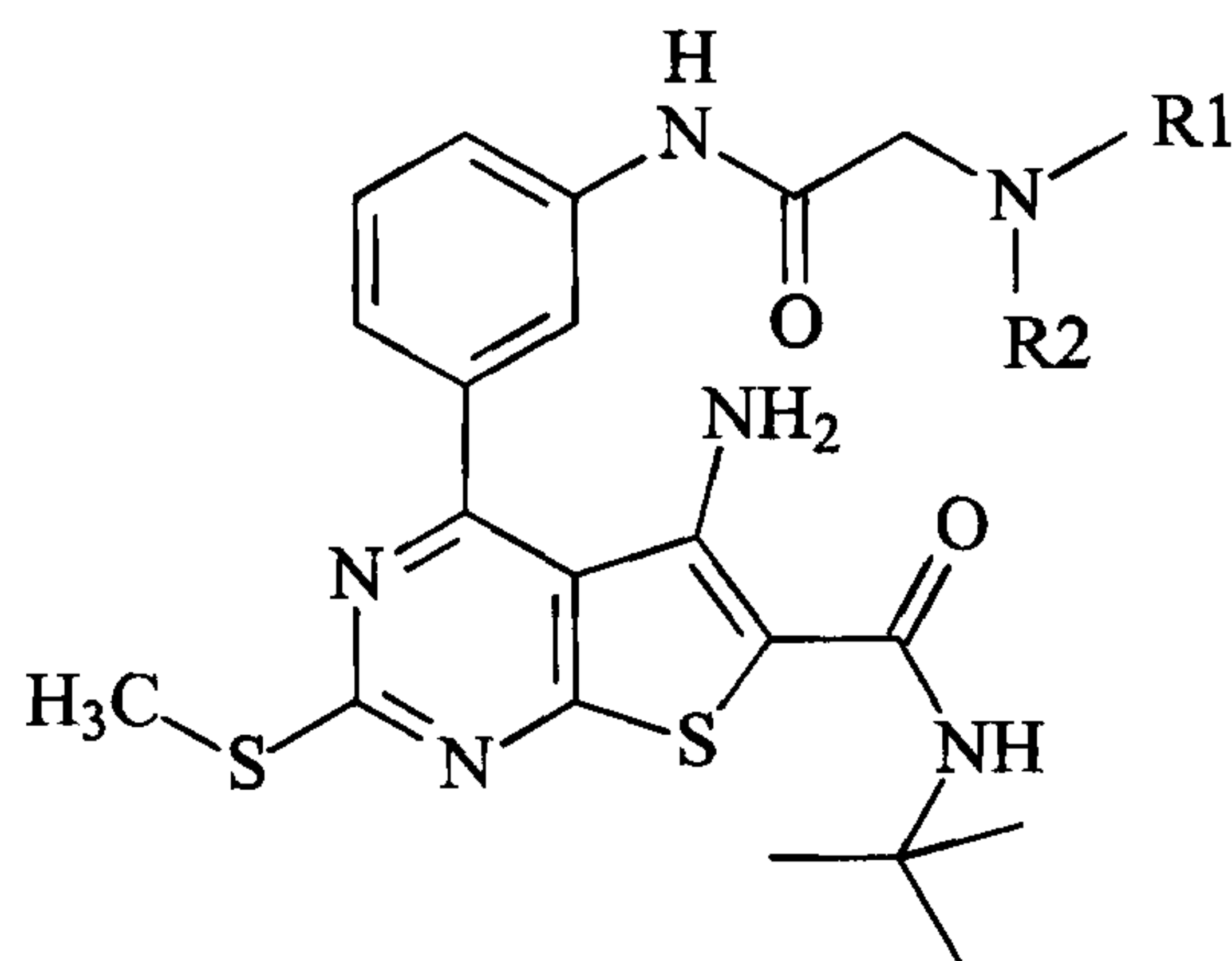
Example no.	Name	EC50 CHO LHR (M)	EC50 CHO FSHR (M)	no. animals tested	mean no. of ova (50 mg/kg p.o.)
1	tert-Butyl 5-amino-2-methylthio-4-(3-(2-(azetidin-1-yl)-acetamido)-phenyl)-thieno[2,3-d]pyrimidine-6-carboxamide	3.86E-09	4.62E-07	15	1.6
2	tert-Butyl 5-amino-2-methylthio-4-(3-(2-(morpholin-4-yl)-acetamido)-phenyl)-thieno[2,3-d]pyrimidine-6-carboxamide	2.24E-09	4.20E-08	10	9.3
3	tert-Butyl 5-amino-2-methylthio-4-(3-(2-(thiomorpholin-4-yl)-acetamido)-phenyl)-thieno[2,3-d]pyrimidine-6-carboxamide	8.03E-09	1.04E-06	10	19.8
4	tert-Butyl 5-amino-2-methylthio-4-(3-(2-(piperidin-1-yl)-acetamido)-phenyl)-thieno[2,3-d]pyrimidine-6-carboxamide	6.63E-09	2.01E-07		
5	tert-Butyl 5-amino-2-methylthio-4-(3-(2-(pyrrolidin-1-yl)-acetamido)-phenyl)-thieno[2,3-d]pyrimidine-6-carboxamide	6.68E-09	4.80E-07		
6	tert-Butyl 5-amino-2-methylthio-4-(3-(2-(piperazin-1-yl)-acetamido)-phenyl)-thieno[2,3-d]pyrimidine-6-carboxamide	3.17E-09	1.50E-07		

23804-664

- 20 -

CLAIMS:

1. A thieno[2,3-d]pyrimidine derivative according to general formula I,



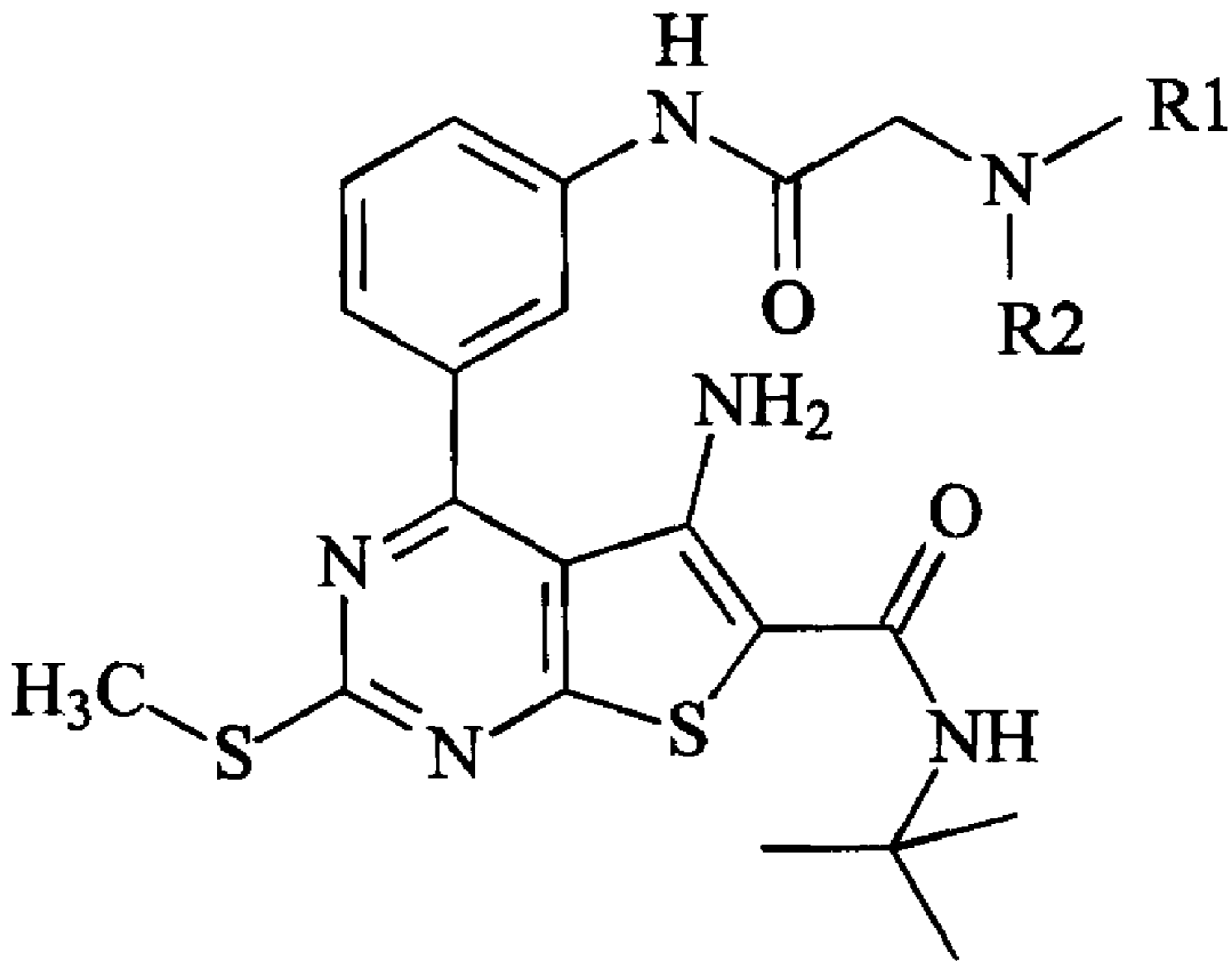
(Formula I)

- or a pharmaceutically acceptable salt thereof, wherein R1 and R2 together with
 5 the nitrogen atom to which they are bonded form a ring having 2 to 6 carbon
 atoms, wherein the ring optionally contains in addition to the 2 to 6 carbon atoms
 and the nitrogen atom to which R1 and R2 are bonded one or more heteroatoms
 that are independently N, O or S.
2. A thieno[2,3-d]pyrimidine derivative according to claim 1 that is
 10 tert-butyl 5-amino-2-methylthio-4-(3-(2-(azetidin-1-yl)-acetamido)-phenyl)-
 thieno[2,3-d]pyrimidine-6-carboxamide; or a pharmaceutically acceptable salt
 thereof.
3. A thieno[2,3-d]pyrimidine derivative according to claim 1 that is
 15 tert-butyl 5-amino-2-methylthio-4-(3-(2-(morpholin-4-yl)-acetamido)-phenyl)-
 thieno[2,3-d]pyrimidine-6-carboxamide; or a pharmaceutically acceptable salt
 thereof.
4. A thieno[2,3-d]pyrimidine derivative according to claim 1 that is
 20 tert-butyl 5-amino-2-methylthio-4-(3-(2-(thiomorpholin-4-yl)-acetamido)-phenyl)-
 thieno[2,3-d]pyrimidine-6-carboxamide; or a pharmaceutically acceptable salt
 thereof.

23804-664

- 21 -

5. A thieno[2,3-d]pyrimidine derivative according to claim 1 that is tert-butyl 5-amino-2-methylthio-4-(3-(2-(piperidin-1-yl)-acetamido)-phenyl)-thieno[2,3-d]pyrimidine-6-carboxamide; or a pharmaceutically acceptable salt thereof.
- 5 6. A thieno[2,3-d]pyrimidine derivative according to claim 1 that is tert-butyl 5-amino-2-methylthio-4-(3-(2-(pyrrolidin-1-yl)-acetamido)-phenyl)-thieno[2,3-d]pyrimidine-6-carboxamide; or a pharmaceutically acceptable salt thereof.
7. A thieno[2,3-d]pyrimidine derivative according to claim 1 that is
10 tert-butyl 5-amino-2-methylthio-4-(3-(2-(piperazin-1-yl)-acetamido)-phenyl)-thieno[2,3-d]pyrimidine-6-carboxamide; or a pharmaceutically acceptable salt thereof.
8. A pharmaceutical composition comprising a thieno[2,3-d]pyrimidine derivative according to any one of claims 1 to 7, or a pharmaceutically acceptable
15 salt or solvate thereof, in admixture with a pharmaceutically acceptable auxiliary.
9. Use of a thieno[2,3-d]pyrimidine derivative according to any one of claims 1 to 7, or a pharmaceutically acceptable salt or solvate thereof in preparation of a pharmaceutical composition for treatment of a fertility disorder.
10. Use of a thieno[2,3-d]pyrimidine derivative according to any one of
20 claims 1 to 7, or a pharmaceutically acceptable salt or solvate thereof for treatment of a fertility disorder.
11. A thieno[2,3-d]pyrimidine derivative according to any one of claims 1 to 7, or a pharmaceutically acceptable salt or solvate thereof for treatment of a fertility disorder.
- 25 12. A pharmaceutical composition according to claim 8 for treatment of a fertility disorder.



(Formula I)