



US00D993151S

(12) **United States Design Patent**
Geng et al.

(10) **Patent No.:** **US D993,151 S**

(45) **Date of Patent:** **** Jul. 25, 2023**

- (54) **TIRE**
- (71) Applicant: **TIANJIN WANDA TYRE CO., LTD.**,
Tianjin (CN)
- (72) Inventors: **Peng Geng**, Tianjin (CN); **Weina Hu**,
Tianjin (CN)
- (73) Assignee: **TIANJIN WANDA TYRE CO., LTD.**,
Tianjin (CN)
- (**) Term: **15 Years**
- (21) Appl. No.: **29/804,509**
- (22) Filed: **Aug. 20, 2021**

D729,155 S *	5/2015	Jacobs	D12/600
D732,467 S *	6/2015	Schimmoeller	D12/600
D754,592 S *	4/2016	Tian	D12/600
D761,193 S *	7/2016	Schimmoeller	D12/579
D762,161 S *	7/2016	Wang	D12/594
D845,888 S *	4/2019	Petr	D12/594
D904,286 S *	12/2020	Kochanek	D12/594
D975,624 S *	1/2023	Geng	D12/579
D975,627 S *	1/2023	Geng	D12/600

* cited by examiner

Primary Examiner — John A Voytek

(30) **Foreign Application Priority Data**

Jun. 18, 2021 (CN) 202130379678.6

(51) **LOC (14) Cl.** **12-15**

(52) **U.S. Cl.**
USPC **D12/600**

(58) **Field of Classification Search**
USPC D12/568–604, 900
CPC Y10T 152/10027; B60C 1/0016; B60C
11/0306; B60C 11/0302; B60C 3/06;
B60C 9/17
See application file for complete search history.

(56) **References Cited**

U.S. PATENT DOCUMENTS

D585,363 S *	1/2009	Campana	D12/600
D651,165 S *	12/2011	Grote	D12/599

(57) **CLAIM**

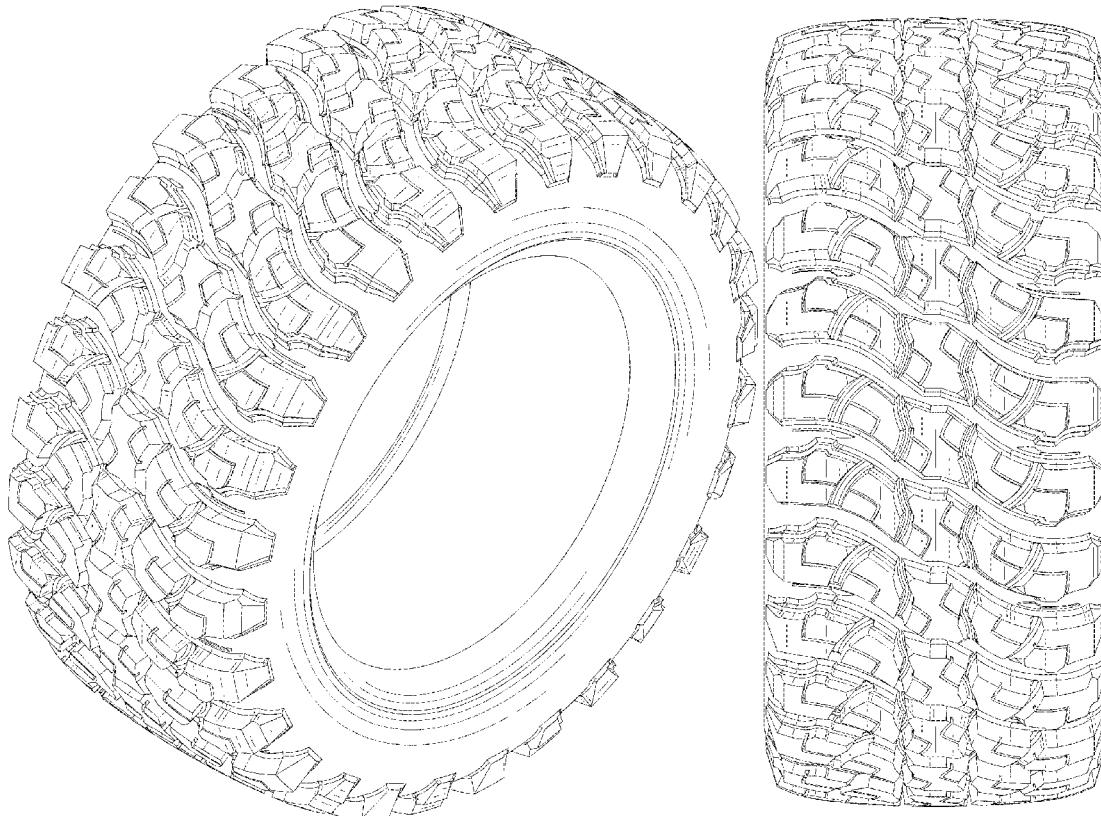
The ornamental design for tire, as shown and described.

DESCRIPTION

FIG. 1 is a perspective view of tire showing our new design;
FIG. 2 is a front view thereof;
FIG. 3 is a back view thereof;
FIG. 4 is a left view thereof;
FIG. 5 is a right view thereof;
FIG. 6 is a top view thereof; and,
FIG. 7 is a bottom view thereof.

The broken lines shown on the drawings depict portions of the tire that form no part of the claimed design.

1 Claim, 7 Drawing Sheets



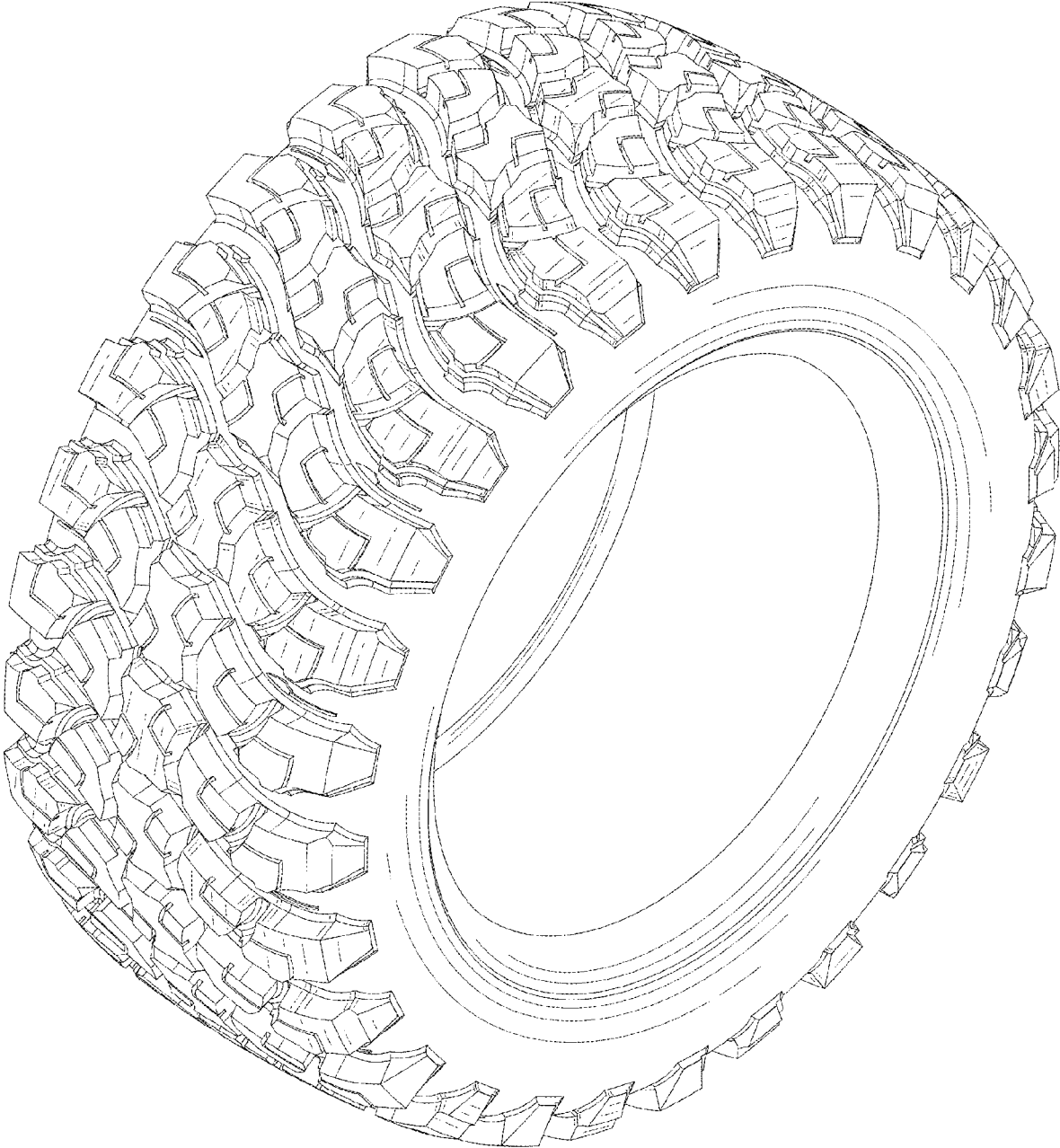


FIG. 1

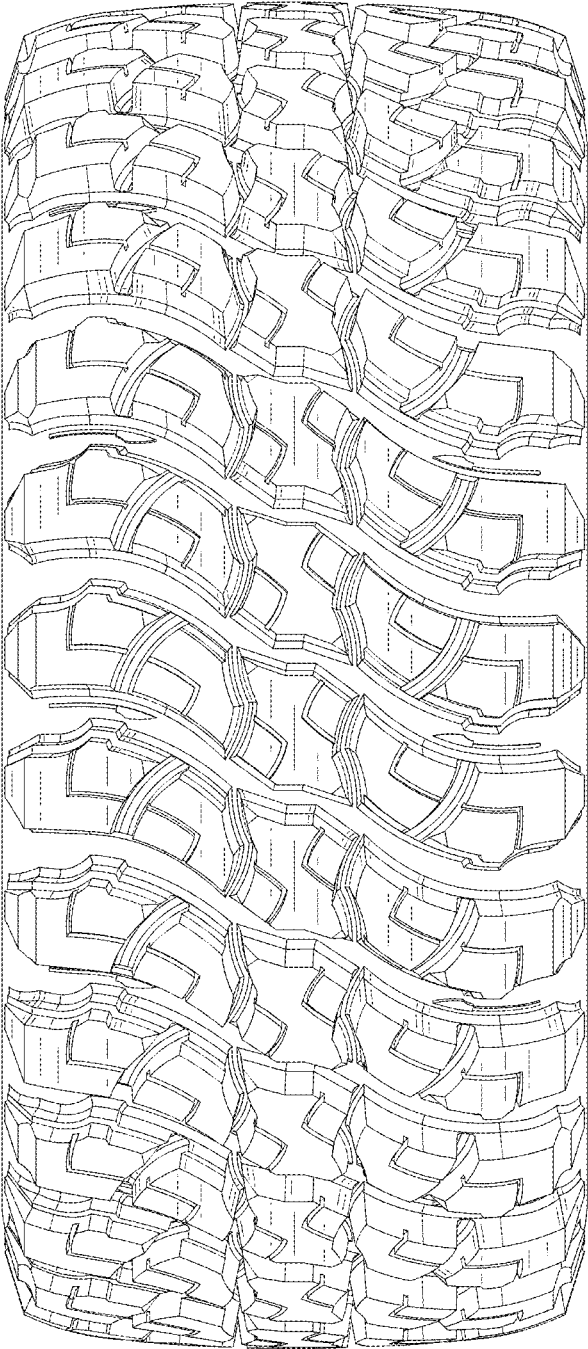


FIG. 2

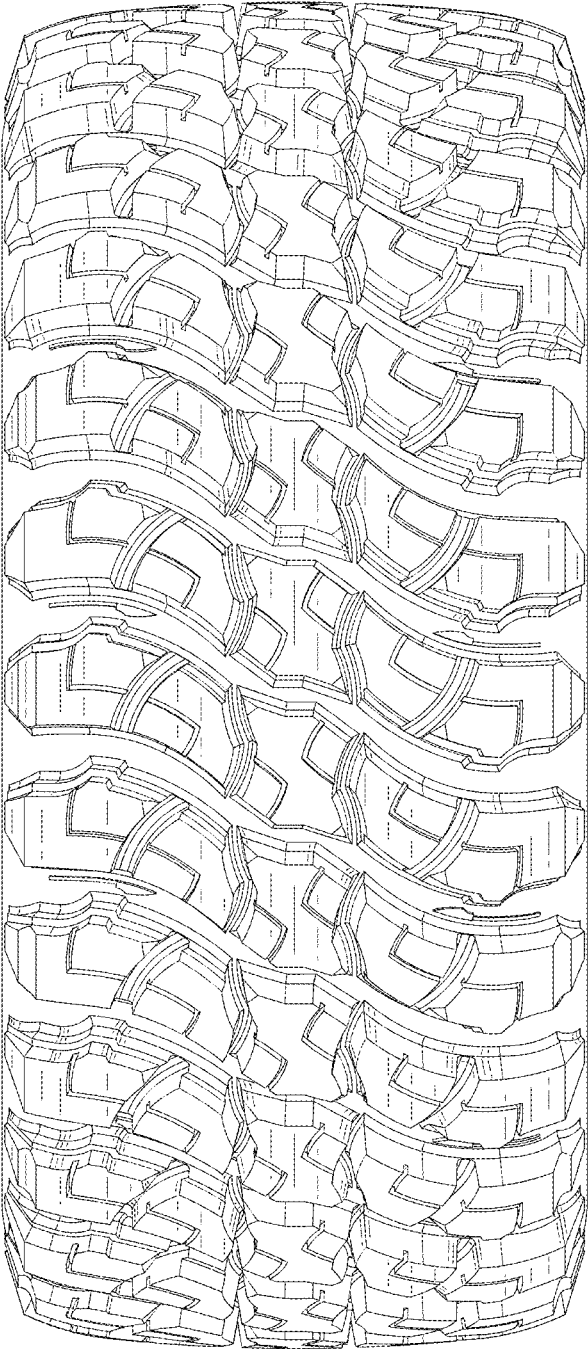


FIG. 3




FIG. 4

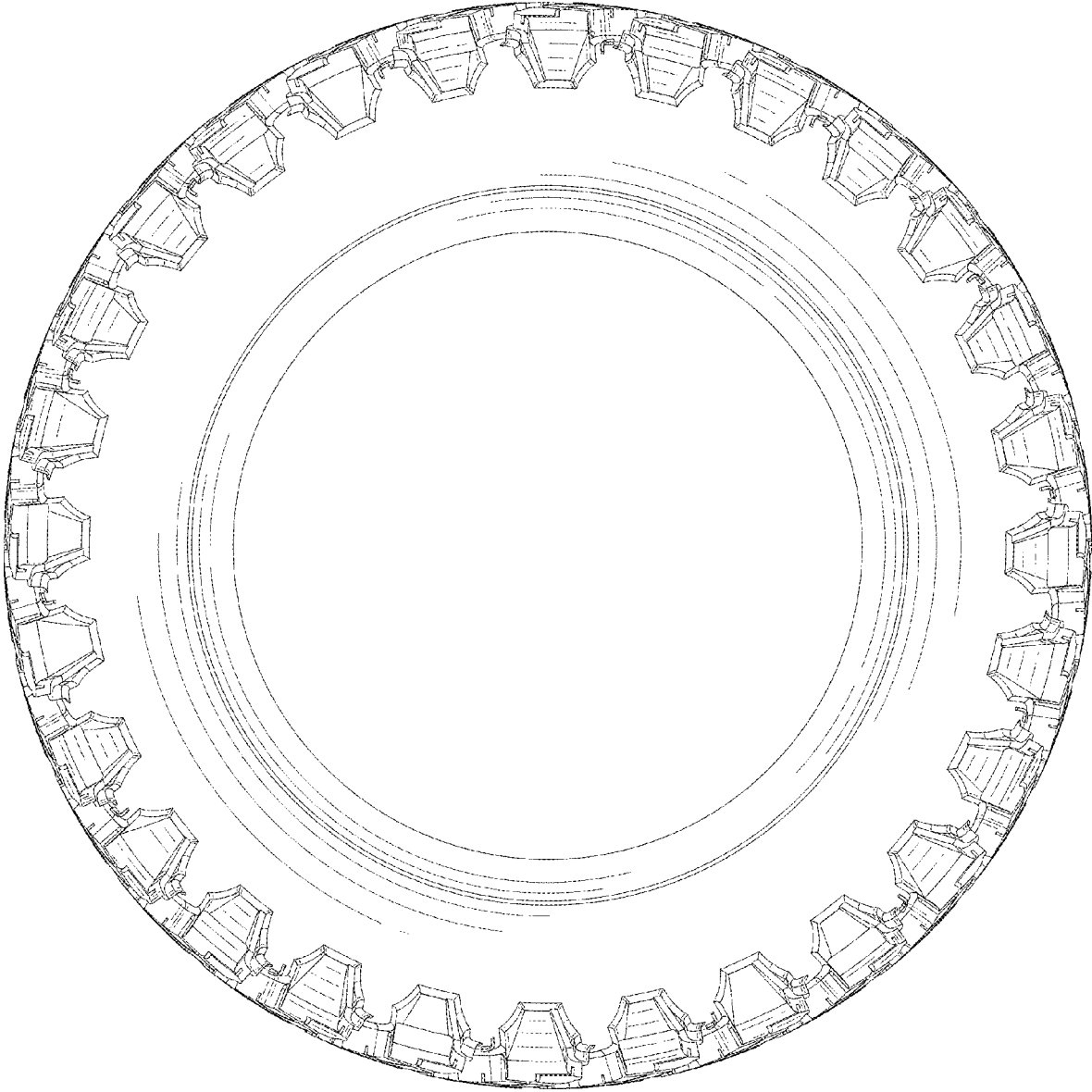


FIG. 5

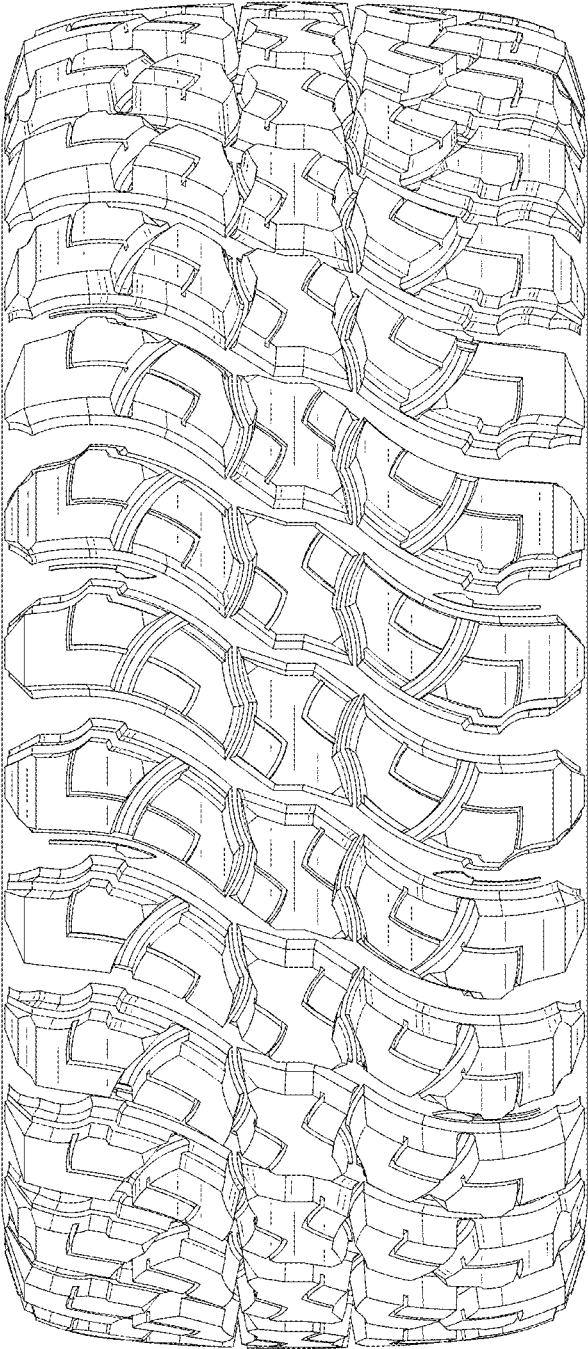


FIG. 6

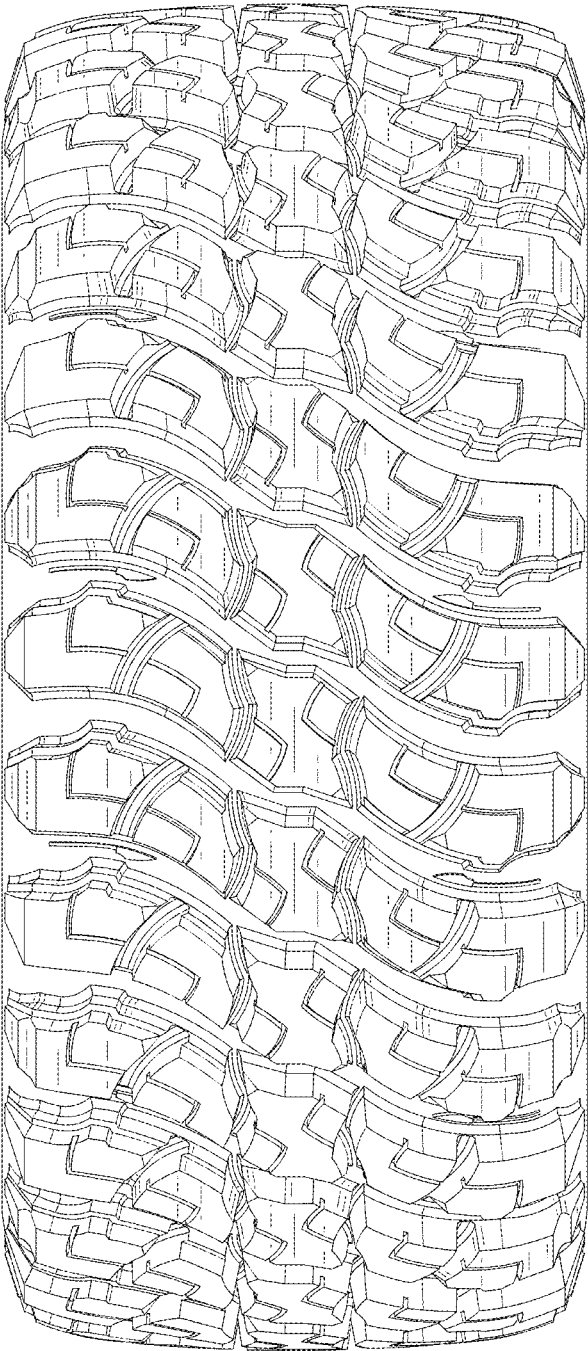


FIG. 7