



US00D856472S

(12) **United States Design Patent**  
**Zou**

(10) **Patent No.:** **US D856,472 S**

(45) **Date of Patent:** **\*\* Aug. 13, 2019**

(54) **FILTER UNIT**

(71) Applicant: **Qingdao Ecopure Filter Co., Ltd,**  
Qingdao (CN)

(72) Inventor: **Zhibin Zou,** Qingdao (CN)

(73) Assignee: **QINGDAO ECOPURE FILTER CO.,**  
**LTD,** Qingdao (CN)

(\*\*) Term: **15 Years**

(21) Appl. No.: **29/635,282**

(22) Filed: **Jan. 30, 2018**

(51) **LOC (12) Cl.** ..... **23-01**

(52) **U.S. Cl.**  
USPC ..... **D23/209**

(58) **Field of Classification Search**  
USPC ..... D23/207, 209, 228  
CPC ..... B05B 1/18; C02F 1/003; B01D 24/10;  
B01D 35/30; B01D 35/153; B01D 27/08;  
B01D 2201/30; B01D 2201/29  
See application file for complete search history.

(56) **References Cited**

U.S. PATENT DOCUMENTS

- D472,299 S \* 3/2003 Fritze ..... B01D 35/30  
D23/209
- D599,880 S \* 9/2009 Rampen ..... D23/209
- D750,738 S \* 3/2016 Baird ..... D23/209
- D750,739 S \* 3/2016 Baird ..... D23/209

- D761,934 S \* 7/2016 Branscomb ..... D23/209
- D770,011 S \* 10/2016 Nelson ..... D23/209
- D773,608 S \* 12/2016 Nelson ..... D23/209
- D788,880 S \* 6/2017 Zou ..... D23/209
- D792,943 S \* 7/2017 Zou ..... D23/209
- D794,749 S \* 8/2017 Zou ..... D23/209
- D813,357 S \* 3/2018 Bryant ..... D23/262
- D822,155 S \* 7/2018 Zou ..... D23/209
- D831,786 S \* 10/2018 Zou ..... D23/209
- D831,788 S \* 10/2018 Zou ..... B01D 35/30  
D23/209

\* cited by examiner

*Primary Examiner* — Brandon M Rosati

(74) *Attorney, Agent, or Firm* — Muncy, Geissler, Olds & Lowe, P.C.

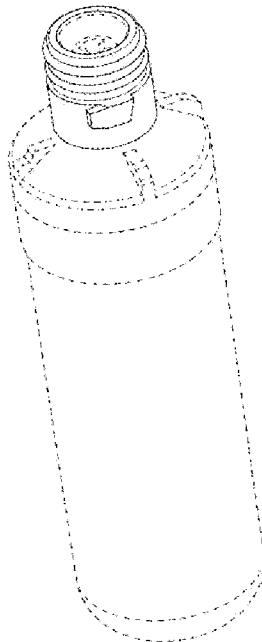
(57) **CLAIM**

The ornamental design for a filter unit, as shown and described.

**DESCRIPTION**

FIG. 1 is a Front elevational view of a filter unit showing my new design;  
 FIG. 2 is a Rear elevational view thereof;  
 FIG. 3 is a Left side view thereof;  
 FIG. 4 is a Right side view thereof;  
 FIG. 5 is a Top plan view thereof;  
 FIG. 6 is a Bottom plan view thereof; and,  
 FIG. 7 is a Perspective views thereof.  
 The broken lines in the drawing depict portions of the filter unit that form no part of the claimed design.

**1 Claim, 7 Drawing Sheets**






FIG. 1




FIG. 2




FIG. 3




FIG. 4

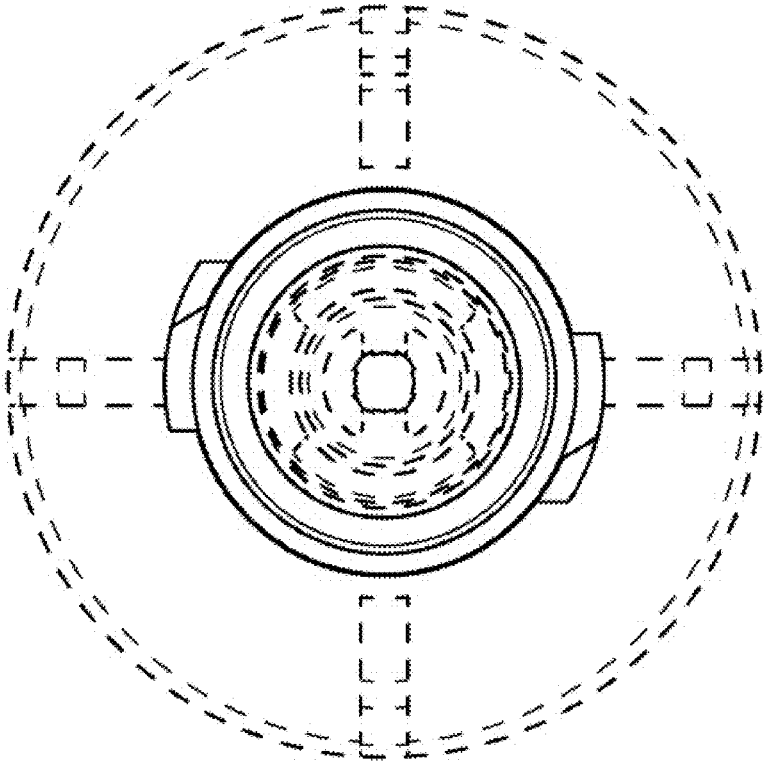


FIG. 5

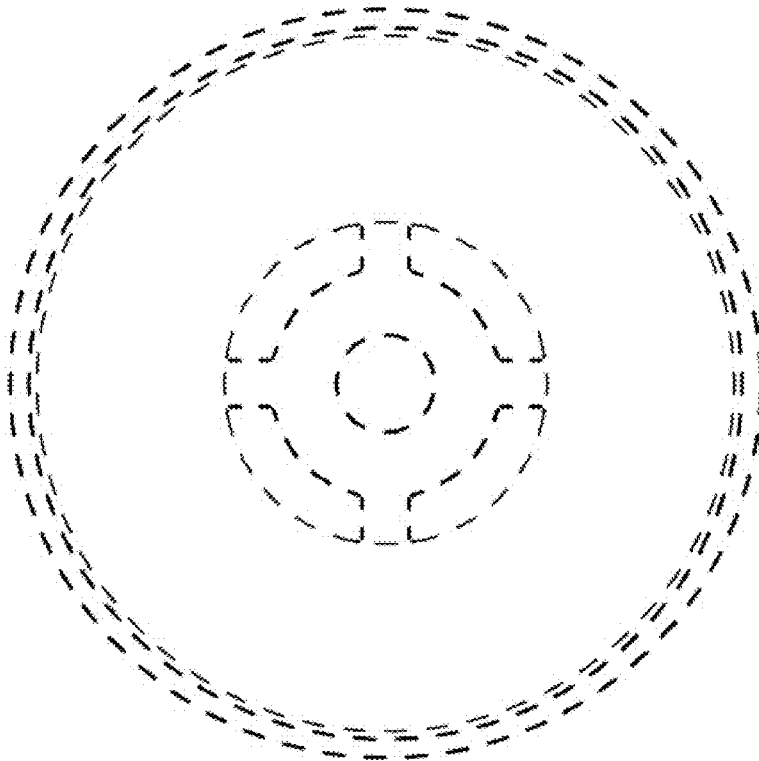


FIG. 6

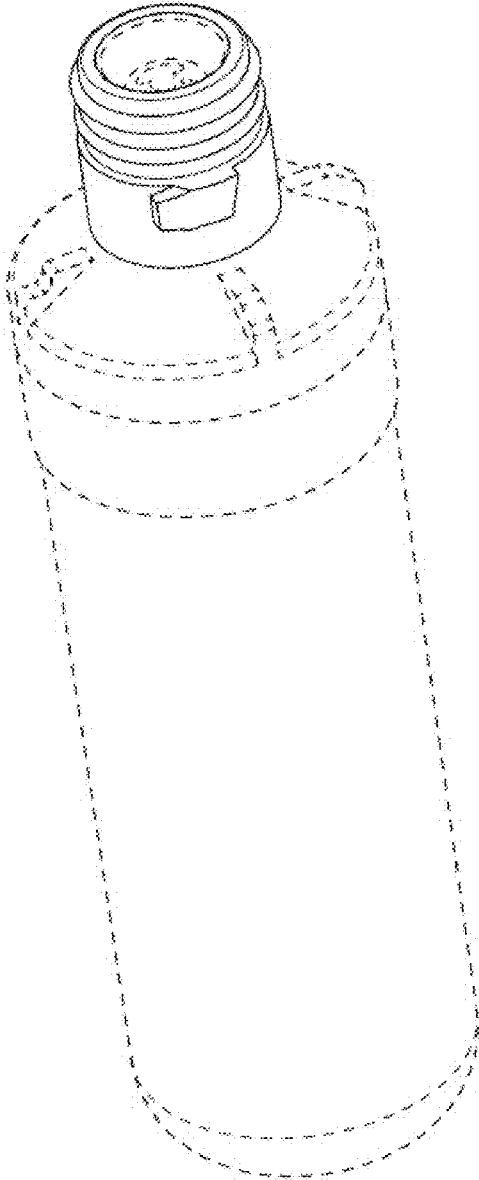


FIG. 7