

FOR THE PURPOSES OF INFORMATION ONLY

Codes used to identify States party to the PCT on the front pages of pamphlets publishing international applications under the PCT.

AT	Austria	FR	France	MR	Mauritania
AU	Australia	GA	Gabon	MW	Malawi
BB	Barbados	GB	United Kingdom	NL	Netherlands
BE	Belgium	GN	Guinea	NO	Norway
BF	Burkina Faso	GR	Greece	NZ	New Zealand
BG	Bulgaria	HU	Hungary	PL	Poland
BJ	Benin	IE	Ireland	PT	Portugal
BR	Brazil	IT	Italy	RO	Romania
CA	Canada	JP	Japan	RU	Russian Federation
CF	Central African Republic	KP	Democratic People's Republic of Korea	SD	Sudan
CG	Congo	KR	Republic of Korea	SE	Sweden
CH	Switzerland	KZ	Kazakhstan	SK	Slovak Republic
CI	Côte d'Ivoire	LJ	Liechtenstein	SN	Senegal
CM	Cameroon	LK	Sri Lanka	SU	Soviet Union
CS	Czechoslovakia	LJ	Luxembourg	TD	Chad
CZ	Czech Republic	MC	Monaco	TG	Togo
DE	Germany	MG	Madagascar	UA	Ukraine
DK	Denmark	ML	Mali	US	United States of America
ES	Spain	MN	Mongolia	VN	Viet Nam
FI	Finland				

ETHYNYL ALANINE AMINO DIOL COMPOUNDS FOR
TREATMENT OF HYPERTENSION

RELATED APPLICATION

5

This application is a continuation-in-part of U.S. Application Serial No. 07/783,955 filed 29 October 1991.

10

FIELD OF THE INVENTION

Renin-inhibiting compounds are known for control of hypertension. Of particular interest herein are compounds useful as renin inhibiting agents.

15

BACKGROUND OF THE INVENTION

Renin is a proteolytic enzyme produced and secreted into the bloodstream by the juxtaglomerular cells of the kidney. In the bloodstream, renin cleaves a peptide bond in the serum protein angiotensinogen to produce a decapeptide known as angiotensin I. A second enzyme known as angiotensin converting enzyme, cleaves angiotensin I to produce the octapeptide known as angiotensin II. Angiotensin II is a potent pressor agent responsible for vasoconstriction and elevation of cardiovascular pressure. Attempts have been made to control hypertension by blocking the action of renin or by blocking the formation of angiotensin II in the body with inhibitors of angiotensin I converting enzyme.

30

Classes of compounds published as inhibitors of the action of renin on angiotensinogen include renin antibodies, pepstatin and its analogs, phospholipids, angiotensinogen analogs, pro-renin related analogs and peptide aldehydes.

35

A peptide isolated from actinomyces has been reported as an inhibitor of aspartyl proteases such as pepsin, cathepsin D and renin [Umezawa et al, in J. Antibiot. (Tokyo), 23, 259-262 (1970)]. This peptide, known as pepstatin, was found to reduce blood pressure in vivo after the injection of hog renin into nephrectomized rats [Gross et al, Science, 175, 656 (1971)]. Pepstatin has the disadvantages of low solubility and of inhibiting acid proteases in addition to renin. Modified pepstatins have been synthesized in an attempt to increase the specificity for human renin over other physiologically important enzymes. While some degree of specificity has been achieved, this approach has led to rather high molecular weight hepta- and octapeptides [Boger et al, Nature, 303, 81 (1983)]. High molecular weight peptides are generally considered undesirable as drugs because gastrointestinal absorption is impaired and plasma stability is compromised.

Short peptide aldehydes have been reported as renin inhibitors [Kokubu et al, Biochim. Biophys. Res. Commun., 118, 929 (1984); Castro et al, FEBS Lett., 167, 273 (1984)]. Such compounds have a reactive C-terminal aldehyde group and would likely be unstable in vivo.

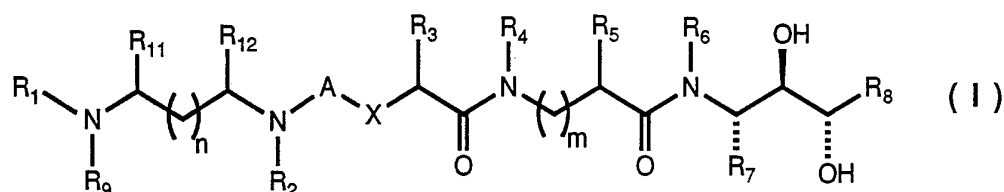
Other peptidyl compounds have been described as renin inhibitors. EP Appl. #128,762, published 18 December 1984, describes dipeptide and tripeptide glyco-containing compounds as renin inhibitors [also see Hanson et al, Biochim. Biophys. Res. Comm., 132, 155-161 (1985), 146, 959-963 (1987)]. EP Appl. #181,110, published 14 May 1986, describes dipeptide histidine derivatives as renin inhibitors. EP Appl. #186,977 published 9 July 1986 describes renin-inhibiting compounds containing an alkynyl moiety, specifically a

propargyl glycine moiety, attached to the main chain between the N-terminus and the C-terminus, such as N-[4(S)-[(N)-[bis(1-naphthylmethyl)acetyl]-DL-propargylglycylamino]-3(S)-hydroxy-6-methylheptanoyl]-L-isoleucinol. EP Appl. #189,203, published 30 July 1986, describes peptidyl-aminodiols as renin inhibitors. EP Appl. #200,406, published 10 December 1986, describes alkylnaphthylmethylpropionyl-histidyl aminohydroxy alkanoates as renin inhibitors. EP Appl. #216,539, published 1 April 1987, describes alkylnaphthylmethylpropionyl aminoacyl aminoalkanoate compounds as renin inhibitors orally administered for treatment of renin-associated hypertension. EP Appl. #229,667, published 22 July 1987, describes acyl aminoacyl aminodiols having a piperazinylcarbonyl or an alkylaminoalkylcarbonyl terminal group at the N-amino acid terminus, such as 2(S)-{[(1-piperazinyl)carbonyl]-oxy}-3-phenylpropionyl}-Phe-His amide of 2(S)-amino-1-cyclohexyl-3(R), 4(S)-dihydroxy-6-methylheptane. PCT Application No. WO 87/04349, published 30 July 1987, describes aminocarbonyl aminoacyl hydroxyether derivatives having an alkylamino-containing terminal substituent and which are described as having renin-inhibiting activity for use in treating hypertension. EP Appl. #300,189 published 25 January 1989 describes amino acid monohydric derivatives having an alkylamino-alkylamino N-terminus and a b-alanine-histidine or sarcosyl-histidine attached to the main chain between the N-terminus and the C-terminus, which derivatives are mentioned as useful in treating hypertension. U.S. Patent No. 4,902,706 which issued 13 February 1990 describes a series of histidineamide-containing amino alkylaminocarbonyl-H-terminal aminodiols derivatives for use as renin inhibitors. U.S. Patent No. 5,032,577

which issued 16 July 1991 describes a series of
histidineamide-aminodiol-containing renin inhibitors.

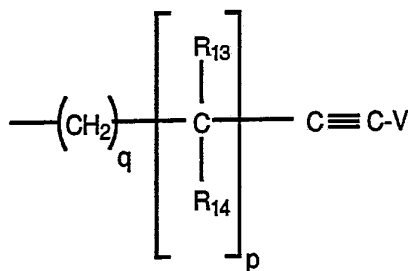
DESCRIPTION OF THE INVENTION

Ethynyl alanine amino diol compounds, having utility as renin inhibitors for treatment of hypertension in a subject, constitute a family of compounds of general Formula I:



10 wherein A is selected from methylene, CO, SO and SO₂;
 wherein X is selected from oxygen atom, methylene and
 >NR_{10} with R₁₀ selected from hydrido, alkyl and benzyl;
 wherein each of R₁ and R₉ is a group independently
 selected from hydrido, alkyl, cycloalkyl, alkoxyacyl,
 15 haloalkyl, alkoxy carbonyl, benzyloxy carbonyl,
 loweralkanoyl, haloalkylacyl, phenyl, benzyl, naphthyl,
 and naphthylmethyl, any one of which groups having a
 substitutable position may be optionally substituted
 with one or more radicals selected from alkyl, alkoxy,
 20 alkenyl, alkynyl, halo, haloalkyl, cyano and phenyl, and
 wherein the nitrogen atom to which R₁ and R₉ are
 attached may be combined with oxygen to form an N-oxide;
 wherein R₂ is selected from hydrido, alkyl,
 dialkylaminoalkyl, alkylacylaminoalkyl, benzyl and
 25 cycloalkyl; wherein R₃ is selected from alkyl,
 cycloalkylalkyl, acylaminoalkyl, phenylalkyl,
 naphthylmethyl, aryl, heterocyclicalkyl and
 heterocycliccycloalkyl, wherein the cyclic portion of
 any of said phenylalkyl, naphthylmethyl, aryl,
 30 heterocyclicalkyl and heterocycliccycloalkyl groups may
 be substituted by one or more radicals selected from
 halo,

hydroxy, alkoxy and alkyl; wherein each of R₄ and R₆ is independently selected from hydrido, alkyl, benzyl and cycloalkyl; wherein R₅ is selected from



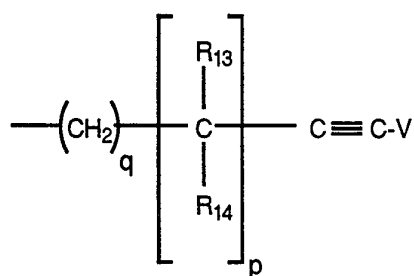
5

wherein V is selected from hydrido, alkyl, cycloalkyl, haloalkyl, benzyl and phenyl; wherein each of R₁₃ and R₁₄ is a radical independently selected from hydrido, alkyl, alkenyl, alkynyl, cycloalkyl, phenyl, heterocyclic, heterocyclicalkyl and heterocycliccycloalkyl; wherein R₇ is selected from substituted or unsubstituted alkyl, cycloalkyl, phenyl, cycloalkylalkyl and phenylalkyl, any one of which may be substituted with one or more groups selected from alkyl, hydroxy, alkoxy, halo, haloalkyl, alkenyl, alkynyl and cyano; wherein R₈ is selected from hydrido, alkyl, haloalkyl, alkylcycloalkyl, cycloalkyl, cycloalkylalkyl, hydroxyalkyl, alkenyl, alkylcycloalkenyl and alkoxy carbonyl; wherein each of R₁₁ and R₁₂ is independently selected from hydrido, alkyl, haloalkyl, dialkylamino and phenyl; and wherein m is zero or one; wherein n is a number selected from zero through five; wherein p is a number selected from zero through five; and wherein q is a number selected from zero through five; or a pharmaceutically-acceptable salt thereof.

A preferred family of compounds consists of compounds of Formula I wherein A is selected from methylene, CO, SO and SO₂; wherein X is selected from oxygen atom, methylene and >NR_{10} with R₁₀ selected from

30

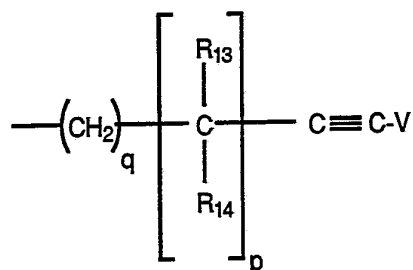
hydrido, alkyl and benzyl; wherein each of R₁ and R₉ is independently selected from hydrido, lower alkyl, haloalkyl, cycloalkyl, alkoxy carbonyl, benzyloxycarbonyl, loweralkanoyl, alkoxyacyl, phenyl and benzyl, and wherein the nitrogen atom to which R₁ and R₉ are attached may be combined with oxygen to form an N-oxide; wherein each of R₂, R₄ and R₆ is independently selected from hydrido and alkyl; wherein R₃ is selected from phenylalkyl, naphthylmethyl, cyclohexylalkyl, cyclopentylalkyl, heteroarylalkyl and heteroarylcycloalkyl; wherein R₅ is selected from



wherein V is selected from hydrido, alkyl, haloalkyl, benzyl and phenyl; wherein each of R₁₃ and R₁₄ is a radical independently selected from hydrido, alkyl, alkenyl, alkynyl, cycloalkyl, heteroaryl, heteroarylalkyl and heteroarylcycloalkyl; wherein R₇ is selected from substituted or unsubstituted cyclohexylmethyl and benzyl, either one of which may be substituted with one or more groups selected from alkyl, hydroxy, alkoxy, halo and haloalkyl; wherein R₈ is selected from hydrido, methyl, ethyl, n-propyl, n-butyl, isobutyl, cycloalkyl, cycloalkylalkyl, hydroxyalkyl, alkenyl, fluoroalkenyl and fluoroalkyl; wherein each of R₁₁ and R₁₂ is independently selected from hydrido, alkyl, dialkylamino and phenyl; wherein m is zero or one; wherein n is a number selected from zero through five; wherein p is a number selected from zero through five; and wherein q is a number selected from zero

through five; or a pharmaceutically-acceptable salt thereof.

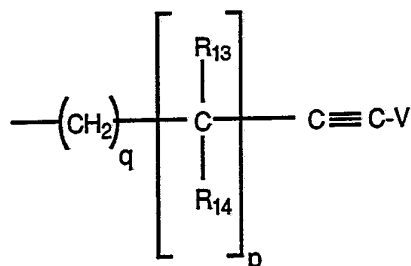
A more preferred family of compounds consists
 5 of compounds of Formula I wherein A is selected from methylene, CO, SO and SO₂; wherein X is selected from oxygen atom, methylene and >NR_{10} with R₁₀ selected from hydrido, alkyl and benzyl; wherein each of R₁ and R₉ is independently selected from hydrido, alkyl, alkoxyacyl,
 10 haloalkyl, alkoxy carbonyl, benzyloxycarbonyl, and benzyl, and wherein the nitrogen atom to which R₁ and R₉ are attached may be combined with oxygen to form an N-oxide; wherein each of R₂, R₄ and R₆ is independently selected from hydrido and alkyl; wherein R₃ is selected
 15 from benzyl, phenethyl, cyclohexylmethyl, phenpropyl, pyrrolidinyl, piperidinyl, pyrrolidinylmethyl, piperidinylmethyl, pyrazolemethyl, pyrazoleethyl, pyridylmethyl, pyridylethyl, thiazolemethyl, thiazoleethyl, imidazolemethyl, imidazoleethyl,
 20 thienylmethyl, thienylethyl, thiazolylcyclopropyl, imidazolecyclopropyl, thienylcyclopropyl, furanylmethyl, furanylethyl, oxazolemethyl, oxazoleethyl, isoxazolemethyl, isoxazoleethyl, pyridazinemethyl, pyridazineethyl, pyrazinemethyl and pyrazineethyl;
 25 wherein R₅ is selected from



wherein V is selected from hydrido, alkyl and haloalkyl;
 30 wherein each of R₁₃ and R₁₄ is a radical independently selected from hydrido, alkyl, alkenyl, alkynyl, thiazole

and thiazolemethyl; wherein R7 is cyclohexylmethyl;
wherein R8 is selected from ethyl, n-propyl, isobutyl,
cycloalkyl, cycloalkylalkyl, alkenyl, fluoroalkenyl and
perfluoropropyl; wherein each of R11 and R12 is
5 independently selected from hydrido, alkyl, dialkylamino
and phenyl; wherein m is zero or one; wherein n is a
number selected from zero through five; wherein p is a
number selected from zero through five; and wherein q is
a number selected from zero through five; or a
10 pharmaceutically-acceptable salt thereof.

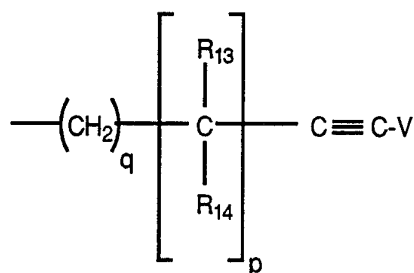
An even more preferred family of compounds
consists of compounds Formula I wherein A is selected
from CO and SO₂; wherein X is selected from oxygen atom,
15 methylene and >NR_{10} with R₁₀ selected from hydrido and
methyl; wherein each of R1 and R9 is independently
selected from hydrido, lower alkyl, alkoxyacyl,
alkoxycarbonyl, benzyloxycarbonyl, haloalkyl and benzyl,
and wherein the nitrogen atom to which R1 and R9 are
20 attached may be combined with oxygen to form an N-oxide;
wherein R2 is selected from hydrido, methyl, ethyl and
isopropyl; wherein R3 is selected from benzyl,
phenethyl, cyclohexylmethyl pyrrolidinyl, piperidinyl,
pyrrolidinylmethyl, piperidinylmethyl, pyrazolemethyl,
25 pyrazoleethyl, pyridylmethyl, pyridylethyl,
thiazolemethyl, thiazoleethyl, imidazolemethyl,
imidazoleethyl, thienylmethyl, thienylethyl,
thiazolylcyclopropyl, imidazolecyclopropyl,
thienylcyclopropyl, furanylmethyl, furanylethyl,
30 oxazolemethyl, oxazoleethyl, isoxazolemethyl,
isoxazoleethyl, pyridazinemethyl, pyridazineethyl,
pyrazinemethyl and pyrazineethyl; wherein each of R4 and
R6 is independently selected from hydrido and methyl;
wherein R5 is selected from



wherein V is selected from hydrido, alkyl and trifluoromethyl; wherein each of R₁₃ and R₁₄ is a radical independently selected from hydrido, alkyl and alkynyl; wherein R₇ is cyclohexylmethyl; wherein R₈ is independently selected from ethyl, n-propyl, isobutyl, cyclopropyl, cyclobutyl, cyclopentyl, cyclohexyl, cyclopropylmethyl, cyclobutylmethyl, cyclopentylmethyl, cyclopentylethyl, cyclohexylmethyl, cyclohexylethyl, allyl, vinyl and fluorovinyl; wherein each of R₁₁ and R₁₂ is independently selected from hydrido, alkyl, dialkylamino and phenyl; wherein m is zero; wherein n is a number selected from zero through five; wherein p is a number selected from zero through five; and wherein q is a number selected from zero through five; or a pharmaceutically-acceptable salt thereof.

A highly preferred family of compounds consists of compounds of Formula I wherein A is selected from CO and SO₂; wherein X is selected from oxygen atom and methylene; wherein each of R₁ and R₉ is independently selected from hydrido, methyl, ethyl, n-propyl, isopropyl, benzyl, b, b, b-trifluoroethyl, t-butyloxycarbonyl and methoxymethylcarbonyl, and wherein the nitrogen atom to which R₁ and R₉ are attached may be combined with oxygen to form an N-oxide; wherein R₂ is selected from hydrido, methyl, ethyl and isopropyl; wherein R₃ is selected from benzyl, cyclohexylmethyl, phenethyl, pyrazolemethyl, pyrazoleethyl, pyridylmethyl, pyridylethyl,

thiazolemethyl, thiazoleethyl, imidazolemethyl,
 imidazoleethyl, thienylmethyl, thienylethyl,
 furanylmethyl, furanylethyl, oxazolemethyl,
 oxazoleethyl, isoxazolemethyl, isoxazoleethyl,
 5 pyridazinemethyl, pyridazineethyl, pyrazinemethyl and
 pyrazineethyl; wherein R₅ is selected from

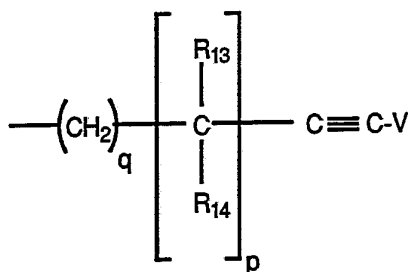


10 wherein V is selected from hydrido, alkyl and
 trifluoromethyl; wherein each of R₁₃ and R₁₄ is a
 radical independently selected from hydrido, methyl,
 ethyl, propyl and ethynyl; wherein R₇ is
 cyclohexylmethyl; wherein each of R₄ and R₆ is
 15 independently selected from hydrido and methyl; wherein
 R₈ is selected from ethyl, n-propyl, isobutyl,
 cyclopropyl, cyclobutyl, cyclopentyl, cyclohexyl,
 cyclopropylmethyl, cyclohexylmethyl, cyclohexylethyl,
 fluorovinyl, allyl and vinyl; wherein each of R₁₁ and
 20 R₁₂ is independently selected from hydrido, alkyl,
 dialkylamino and phenyl; wherein m is zero; wherein n is
 a number selected from zero through five; wherein p is a
 number selected from zero through five; and wherein q is
 a number selected from zero through five; or a
 25 pharmaceutically-acceptable salt thereof.

A more highly preferred class of compounds
 consists of compounds of Formula I wherein A is selected
 from CO and SO₂; wherein X is selected from oxygen atom
 and methylene; wherein each of R₁ and R₉ is a group
 30 independently selected from hydrido, methyl, ethyl,

n-propyl, isopropyl, benzyl, b, b, b-trifluoroethyl, t-butyloxycarbonyl and methoxymethylcarbonyl, and wherein the nitrogen atom to which R₁ and R₉ are attached may be combined with oxygen to form an N-oxide; wherein R₂ is selected from hydrido, methyl, ethyl and isopropyl; wherein R₃ is selected from benzyl, cyclohexylmethyl, phenethyl, imidazolemethyl, pyridylmethyl and 2-pyridylethyl; wherein R₅ is selected from

10



wherein V is selected from hydrido, alkyl and trifluoromethyl; wherein each of R₁₃ and R₁₄ is a radical independently selected from hydrido, methyl and ethynyl; wherein R₇ is cyclohexylmethyl; wherein each of R₄ and R₆ is independently selected from hydrido and methyl; wherein R₈ is selected from ethyl, n-propyl, isobutyl, cyclopropyl, cyclobutyl, cyclopentyl, cyclohexyl, cyclopropylmethyl, cyclohexylmethyl, cyclohexylethyl, allyl, vinyl and fluorovinyl; wherein each of R₁₁ and R₁₂ is independently selected from hydrido, alkyl and phenyl; wherein m is zero; wherein n is a number selected from zero through three; wherein p is a number selected from one through three; and wherein q is zero or one; or a pharmaceutically-acceptable salt thereof.

The term "hydrido" denotes a single hydrogen atom (H). This hydrido group may be attached, for example, to an oxygen atom to form a hydroxyl group; or,

30

as another example, one hydrido group may be attached to a carbon atom to form a >CH- group; or, as another example, two hydrido groups may be attached to a carbon atom to form a $-\text{CH}_2-$ group. Where the term "alkyl" is used, either alone or within other terms such as "haloalkyl" and "hydroxyalkyl", the term "alkyl" embraces linear or branched radicals having one to about twenty carbon atoms or, preferably, one to about twelve carbon atoms. More preferred alkyl radicals are "lower alkyl" radicals having one to about ten carbon atoms. Most preferred are lower alkyl radicals having one to about six carbon atoms. The term "cycloalkyl" embraces cyclic radicals having three to about ten ring carbon atoms, preferably three to about six carbon atoms, such as cyclopropyl, cyclobutyl, cyclopentyl and cyclohexyl. The term "haloalkyl" embraces radicals wherein any one or more of the alkyl carbon atoms is substituted with one or more halo groups, preferably selected from bromo, chloro and fluoro. Specifically embraced by the term "haloalkyl" are monohaloalkyl, dihaloalkyl and polyhaloalkyl groups. A monohaloalkyl group, for example, may have either a bromo, a chloro, or a fluoro atom within the group. Dihaloalkyl and polyhaloalkyl groups may be substituted with two or more of the same halo groups, or may have a combination of different halo groups. A dihaloalkyl group, for example, may have two fluoro atoms, such as difluoromethyl and difluorobutyl groups, or two chloro atoms, such as a dichloromethyl group, or one fluoro atom and one chloro atom, such as a fluoro-chloromethyl group. Examples of a polyhaloalkyl are trifluoromethyl, 1,1-difluoroethyl, 2,2,2-trifluoroethyl, perfluoroethyl and 2,2,3,3-tetrafluoropropyl groups. The term "difluoroalkyl" embraces alkyl groups having two fluoro atoms substituted on any one or two of the alkyl group carbon atoms. The terms "alkylol" and "hydroxyalkyl" embrace

linear or branched alkyl groups having one to about ten carbon atoms any one of which may be substituted with one or more hydroxyl groups. The term "alkenyl" embraces linear or branched radicals having two to about
5 twenty carbon atoms, preferably three to about ten carbon atoms, and containing at least one carbon-carbon double bond, which carbon-carbon double bond may have either cis or trans geometry within the alkenyl moiety. The term "alkynyl" embraces linear or branched radicals
10 having two to about twenty carbon atoms, preferably two to about ten carbon atoms, and containing at least one carbon-carbon triple bond. The term "cycloalkenyl" embraces cyclic radicals having three to about ten ring carbon atoms including one or more double bonds
15 involving adjacent ring carbons. The terms "alkoxy" and "alkoxyalkyl" embrace linear or branched oxy-containing radicals each having alkyl portions of one to about ten carbon atoms, such as methoxy group. The term "alkoxyalkyl" also embraces alkyl radicals having two or
20 more alkoxy groups attached to the alkyl radical, that is, to form monoalkoxyalkyl and dialkoxyalkyl groups. The "alkoxy" or "alkoxyalkyl" radicals may be further substituted with one or more halo atoms, such as fluoro, chloro or bromo, to provide haloalkoxy or
25 haloalkoxyalkyl groups. The term "alkylthio" embraces radicals containing a linear or branched alkyl group, of one to about ten carbon atoms attached to a divalent sulfur atom, such as a methylthio group. Preferred aryl groups are those consisting of one, two, or three
30 benzene rings. The term "aryl" embraces aromatic radicals such as phenyl, naphthyl and biphenyl. The term "aralkyl" embraces aryl-substituted alkyl radicals such as benzyl, diphenylmethyl, triphenylmethyl, phenylethyl, phenylbutyl and diphenylethyl. The terms
35 "benzyl" and "phenylmethyl" are interchangeable. The terms "aryloxy" and "arylthio" denote radical

respectively, aryl groups having an oxygen or sulfur atom through which the radical is attached to a nucleus, examples of which are phenoxy and phenylthio. The terms "sulfinyl" and "sulfonyl", whether used alone or linked to other terms, denotes respectively divalent radicals SO and SO₂. The term "aralkoxy", alone or within another term, embraces an aryl group attached to an alkoxy group to form, for example, benzyloxy. The term "acyl" whether used alone, or within a term such as acyloxy, denotes a radical provided by the residue after removal of hydroxyl from an organic acid, examples of such radical being acetyl and benzoyl. "Lower alkanoyl" is an example of a more preferred sub-class of acyl. The term "amido" denotes a radical consisting of nitrogen atom attached to a carbonyl group, which radical may be further substituted in the manner described herein. The amido radical can be attached to the nucleus of a compound of the invention through the carbonyl moiety or through the nitrogen atom of the amido radical. The term "alkenylalkyl" denotes a radical having a double-bond unsaturation site between two carbons, and which radical may consist of only two carbons or may be further substituted with alkyl groups which may optionally contain additional double-bond unsaturation. The term "heterocyclic", as used alone or within groups such as "heterocyclicalkyl", and "heterocycliccycloalkyl", (hereinafter referred to as "heterocyclic-containing groups") embraces radicals having a saturated, or partially unsaturated, or fully saturated heterocyclic group, wherein the cyclic portion consists of a ring system having one ring or two fused rings, which ring system contains one, two or three hetero atoms as ring members selected from nitrogen, oxygen and sulfur, and which ring system has 4 to about 12 ring members. Examples of saturated heterocyclic-containing groups are pyrrolidinyl, piperidinyl,

pyrrolidinylmethyl, piperidinylmethyl,
pyrrolidinylcyclopropyl and piperidinylcyclopropyl. The
term "heteroaryl", whether used alone or within the
greater terms "heteroarylalkyl" or
5 "heteroarylcycloalkyl", denotes a subset of
"heterocyclic-containing groups" having a cyclic portion
which is fully-unsaturated, that is, aromatic in
character, and which has one or two hetero atoms as ring
members, said hetero atoms selected from oxygen, sulfur
10 and nitrogen atoms, and which ring system has five or
six ring members. The "heteroaryl" ring may be attached
to a linear or branched alkyl radical having one to
about ten carbon atoms or may be attached to a
cycloalkyl radical having three to about nine carbon
15 atoms. Examples of such heteroarylalkyl or
heteroarylcycloalkyl groups are pyrazolemethyl,
pyrazoleethyl, pyridylmethyl, pyridylethyl,
thiazolemethyl, thiazoleethyl, imidazolemethyl,
imidazoleethyl, thienylmethyl, thienylethyl,
20 furanylmethyl, furanylethyl, oxazolemethyl,
oxazoleethyl, thiazolylcyclopropyl,
imidazolecyclopropyl, thienylcyclopropyl,
isoxazolemethyl, isoxazoleethyl, pyridazinemethyl,
pyridazineethyl, pyrazinemethyl and pyrazineethyl. The
25 "heterocyclic" portion or "heteroaryl" portion of the
radical, as well as the alkyl or cycloalkyl portion of
groups containing a "heterocyclic" or "heteroaryl"
portion, may be substituted at a substitutable position
with one or more groups selected from oxo, alkyl,
30 alkoxy, halo, haloalkyl, cyano, aralkyl, aralkoxy, aryl
and aryloxy. Such "heterocyclic", "heterocyclic"-
containing group, or "heteroaryl" group may be attached
as a substituent through a carbon atom of the hetero
ring system, or may be attached through a carbon atom of
35 a moiety substituted on a hetero ring-member carbon
atom, for example, through the methylene substituent of

an imidazolemethyl moiety. Also, a heterocyclic or heterocyclic-containing group may be attached through a ring nitrogen atom. For any of the foregoing defined radicals, preferred radicals are those containing from
5 one to about fifteen carbon atoms.

Specific examples of alkyl groups are methyl, ethyl, n-propyl, isopropyl, n-butyl, sec-butyl, isobutyl, tert-butyl, n-pentyl, isopentyl, methylbutyl,
10 dimethylbutyl and neopentyl. Typical alkenyl and alkynyl groups may have one unsaturated bond, such as an allyl group, or may have a plurality of unsaturated bonds, with such plurality of bonds either adjacent, such as allene-type structures, or in conjugation, or
15 separated by several saturated carbons.

Also included in the family of compounds of Formula I are isomeric forms, including diastereoisomers, and the pharmaceutically-acceptable
20 salts thereof. The term "pharmaceutically-acceptable salts" embraces salts commonly used to form alkali metal salts and to form addition salts of free acids or free bases. The nature of the salt is not critical, provided that it is pharmaceutically-acceptable. Suitable
25 pharmaceutically-acceptable acid addition salts of compounds of Formula I may be prepared from an inorganic acid or from an organic acid. Examples of such inorganic acids are hydrochloric, hydrobromic, hydroiodic, nitric, carbonic, sulfuric and phosphoric
30 acid. Appropriate organic acids may be selected from aliphatic, cycloaliphatic, aromatic, araliphatic, heterocyclic, carboxylic and sulfonic classes of organic acids, example of which are formic, acetic, propionic, succinic, glycolic, gluconic, lactic, malic, tartaric,
35 citric, ascorbic, glucuronic, maleic, fumaric, pyruvic, aspartic, glutamic, benzoic, anthranilic, p-

hydroxybenzoic, salicylic, phenylacetic, mandelic,
embonic (pamoic), methanesulfonic, ethanesulfonic, 2-
hydroxyethanesulfonic, pantothenic, benzenesulfonic,
toluenesulfonic, sulfanilic, mesylic,
5 cyclohexylaminosulfonic, stearic, algenic,
b-hydroxybutyric, malonic, galactaric and galacturonic
acid. Suitable pharmaceutically-acceptable base
addition salts of compounds of Formula I include
metallic salts made from aluminium, calcium, lithium,
10 magnesium, potassium, sodium and zinc or organic salts
made from N,N'-dibenzylethylenediamine, chlorprocaine,
choline, diethanolamine, ethylenediamine, meglumine
(N-methylglucamine) and procaine. Also included within
the phrase "pharmaceutically-acceptable salts" are
15 "quaternary" salts or salts of "onium" cations, such as
ammonium, morpholinium and piperazinium cations, as well
as any substituted derivatives of these cations where
the salt is formed on the nitrogen atom lone pair of
electrons. All of these salts may be prepared by
20 conventional means from the corresponding compound of
Formula I by reacting, for example, the appropriate acid
or base with the compound of Formula I.

Compounds of Formula I would be useful to
25 treat various circulatory-related disorders. As used
herein, the term "circulatory-related" disorder is
intended to embrace cardiovascular disorders and
disorders of the circulatory system, as well as
disorders related to the circulatory system such as
30 ophthalmic disorders including glaucoma. In particular,
compounds of Formula I would be useful to inhibit
enzymatic conversion of angiotensinogen to angiotensin
I. When administered orally, a compound of Formula I
would be expected to inhibit plasma renin activity and,
35 consequently, lower blood pressure in a patient such as
a mammalian subject (e.g., a human subject). Thus,

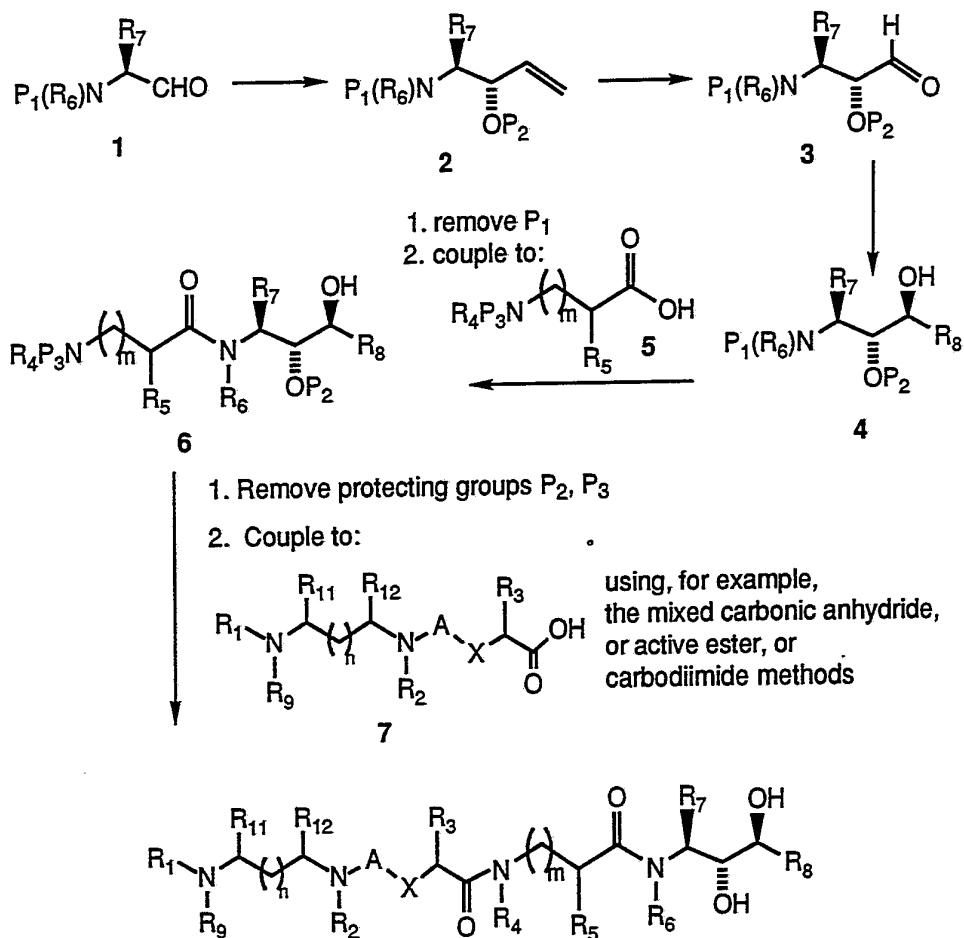
compounds of Formula I would be therapeutically useful in methods for treating hypertension by administering to a hypertensive subject a therapeutically-effective amount of a compound of Formula I. The phrase

5 "hypertensive subject" means, in this context, a subject suffering from or afflicted with the effects of hypertension or susceptible to a hypertensive condition if not treated to prevent or control such hypertension. Other examples of circulatory-related disorders which

10 could be treated by compounds of the invention include congestive heart failure, renal failure and glaucoma.

Description of the Synthetic Methods for the Preparation of the Renin Inhibitors of the Invention

Synthetic Scheme 1



Formula I

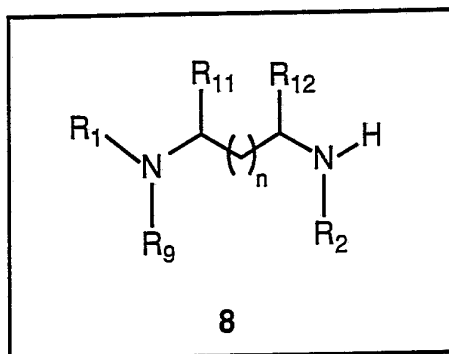
Synthetic Scheme 1
(Preparation of Compounds of Formula I)

A suitably protected amino aldehyde 1 is
5 treated with a Grignard reagent or other organometallic
reagent, preferably vinylmagnesium bromide, to obtain
the vinyl carbinol 2. This material, suitably
protected, is oxidized, preferably with ozone, followed
10 by dimethyl sulfide or zinc treatment, to give
intermediate 3. The preceding process is exemplified in
Hanson, et al., J. Org. Chem. 50, 5399 (1985). This
aldehyde is reacted with an organometallic reagent such
as isobutylmagnesium chloride to give intermediate 4.
Other suitable organometallic reagents include
15 ethylmagnesium bromide, vinylmagnesium bromide,
cyclopropylmagnesium bromide, and allylmagnesium
bromide, but the choices are not limited to these
reagents. After the formation of 4, further
transformation of the added side chain is permitted,
20 before going on the next depicted step. For example,
the compound 4 derived from the addition of
allylmagnesium bromide may be cyclopropanated via
diazomethane and rhodium acetate, to give a
cyclopropylmethyl side chain. Compound 4 is deprotected
25 then coupled, using standard amide/peptide coupling
methodology to protected triple bond-containing
(ethynyl) amino acid derivatives 5 to give compound 6.
These standard coupling procedures such as the
carbodiimide, active ester (N-hydroxysuccinimide), and
30 mixed carbonic anhydride methods are shown in Benoiton,
et al. J. Org. Chem. 48, 2939 (1983) and Bodansky, et
al. "Peptide Synthesis", Wiley (1976). Ethynyl-
containing amino acid derivatives may be prepared by
using procedures such as found in Schollkopf,
35 Tetrahedron 39, 2085 (1983). Intermediate 6 is then
deprotected, then coupled to intermediate 7 using the
standard amide/peptide coupling methodology, to give

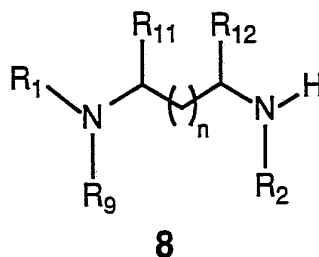
(if P₄ is a benzyl group, hydrogenolysis over palladium-on-carbon (Pd-C) is performed) to give intermediate amino acid 7.

Synthetic Scheme 3

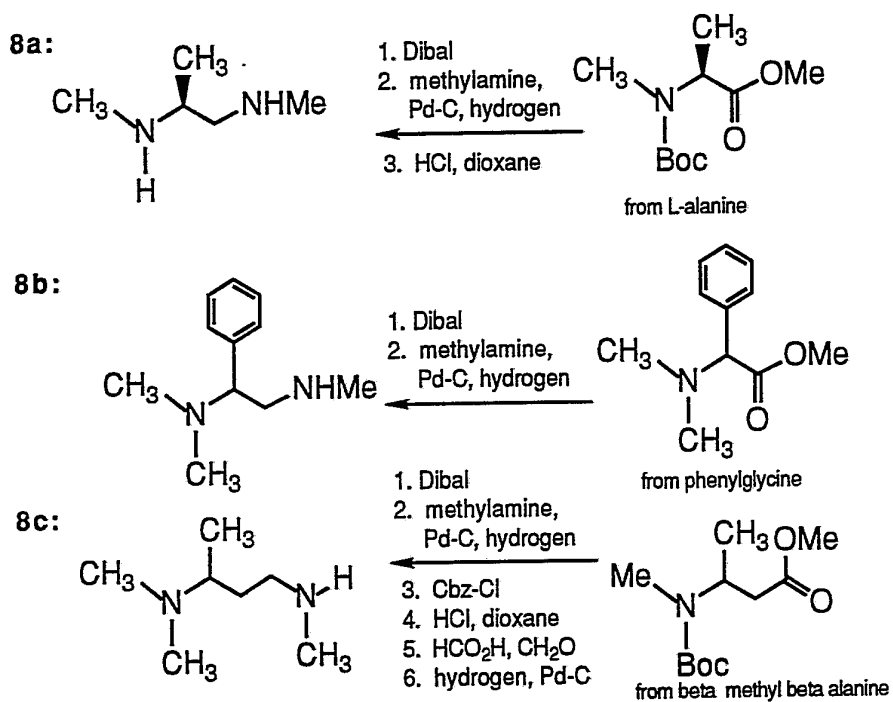
Preparation of Intermediate 8



Preparation of **8**, a non-cyclized diamine:



Preparation of **8**:



Synthetic Scheme 3
(Preparation of Compounds of Formula I)

Synthetic Scheme 3 describes the preparation of intermediate 8, a non-cyclic diamine. Many of the members of this class, such as ethylene diamine, N,N,N'-trimethylethylene diamine, N,N'-dimethylethylene diamine, N,N'-dimethylpropylene diamine, etc. are commercially available starting materials. Other substituted diamines such as compounds 8a through 8c are obtainable by the procedures depicted in Scheme 3. For example, Boc-L-alanine methyl ester is reduced with diisobutylaluminum hydride to give the corresponding aldehyde which is then reductively aminated with methylamine, then the Boc group is cleaved to give 8a. Alternatively, the procedure of Miller, et al. J. Med. Chem. 19, 1382 (1976) may be employed to give intermediate 8. In another example, a suitably protected diamine is treated with trifluoroacetaldehyde in the presence of sodium cyanoborohydride to give an trifluoroethyl substituent on nitrogen, followed by deprotection to give amine 8.

Abbreviations used:

P1 is an N-protecting group; P2 is H or an oxygen protecting group; P3 is an N-protecting group; P4 is an oxygen protecting group such as benzyl or methyl; Q is a leaving group; Boc is t-butylloxycarbonyl; Cbz is carbobenzoxy.

The following Steps 1-13 constitute specific exemplification of methods to prepare starting materials and intermediates embraced by the foregoing generic synthetic schemes. Those skilled in the art will readily understand that known variations of the conditions and processes of the following preparative procedures can be used to prepare the compounds of Steps 1-13. All temperatures expressed are in degrees Centigrade.

10

Compounds of Examples 1-34 may be prepared by using the procedures described in the following Steps 1-13:

15

Step 1

(2R,3S)-N-[(tert-Butyloxy)carbonyl]-3-amino-2-acetoxy-4-phenylbutanal

20

Ozone/oxygen was bubbled at -70°C into a solution of (3S,4S)-N-[(tert-Butyloxy)carbonyl]-4-amino-3-acetoxy-5-phenylpentene (2.55g, 8.0 mmol) (prepared by the method of Hanson, et al., J. Org. Chem. 50, 5399 (1985)) in 100mL of methylene chloride until a deep blue color persisted. Oxygen was introduced until the blue color completely faded, then 3.0 mL of Me₂S was added and the solution was allowed to warm to 0-5°C and stand overnight. The solvent was removed at 0°C under vacuum yielding the title compound as a thick yellow oil which was used in the following step without purification.

30

Step 2

(2S,3R,4S)-N-[(tert-Butyloxy)carbonyl]-2-amino-1-phenyl-3,4-dihydroxy-6-methylheptane

5

The oil prepared in Step 1 was dissolved under nitrogen in 100mL of dry THF and cooled to -70°C . To this solution was added 13mL (26mmol) of a 2.0M solution of isobutylmagnesium chloride in ether and the stirred mixture was allowed to warm to room temperature and stir for 2 hrs. After decomposition with MeOH/H₂O the mixture was diluted with ether, washed with saturated NH₄Cl solution twice, then dried and the solvents stripped off under vacuum. The residue was allowed to stand overnight in 80% MeOH-H₂O containing excess ammonium hydroxide. The MeOH was stripped off and the mixture was extracted with ether. These extracts were combined, washed with water, dilute KHSO₄, then dried and evaporated to give 2.36g of a yellow glass which crystallized from 50mL of pentane on standing overnight. The yellow-white powder obtained was recrystallized from ether-hexane and furnished the title compound (0.41g) as white, hairy needles, mp 134-136°C, R_f (ether): single spot, 0.6. By chromatography of the mother liquors and crystallization of the appropriate fractions, an additional 0.22g of product, mp 138-139°C, was obtained.

Anal: Calcd. for C₁₉H₃₁NO₄ (337.45): C, 67.62; H, 9.26; N, 4.15. Found: C, 67.51; H, 9.43; N, 4.24.

Step 3

(2S,3R,4S)-N-[(tert-Butyloxy)carbonyl]-2-amino-1-cyclohexyl-3,4-dihydroxy-6-methylheptane

5

The diol of Step 2, 0.27g, was reduced in MeOH with 60psi H₂ at 60°C in 3 hrs using 5% Rh/C catalyst. After filtering, the solvent was stripped off and the white crystals were recrystallized from CH₂Cl₂-hexane to furnish tiny needles of the title compound, 0.19g, mp 126-128°C; further recrystallization gave mp 128.5-129.5°C. Rf (ether): single spot, 0.8.

10

Anal: Calcd. for C₁₉H₃₇NO₄ (343.50): C, 66.43; H, 10.86, N, 4.08. Found: C, 66.43; H, 11.01; N, 4.03.

15

Step 4

(2S,3R,4S) 2-amino-1-cyclohexyl-3,4-dihydroxy-6-methylheptane

20

The title compound of Step 3 (10g) was dissolved 6.9N HCl in dioxane (300mL). The mixture was stirred for 30 minutes at room temperature. The solvent was removed in vacuo and to the residue was added 5% aqueous sodium hydroxide (30mL) until a pH of 14 was obtained. This mixture was extracted with ether and the ether extract was washed with water and brine, then the solvent was evaporated to give the title compound (7.3g, 100% yield). 300 MHz ¹H NMR: consistent with proposed structure.

25

30

Anal. calcd for C₁₄H₂₉NO₂: C, 69.07; H, 12.01; N, 5.78. Found: C, 69.19; H, 12.34; N, 5.78.

Step 5

D,L-Boc-C-propargylglycine

5 D,L-C-propargylglycine (10g) was suspended in tetrahydrofuran (30mL). Water (30mL), potassium carbonate (36.7g), and di-*tert*-butyl-dicarbonate (21.9g) were added. Additional water was added to produce a solution which was stirred for 12 hours at room temperature. The
10 organic solvent was then evaporated and the aqueous solution was washed with ether, then acidified to pH 3 with 1N aqueous citric acid. The solution was extracted with methylene chloride and the solvent evaporated to give the title compound (18.9g, 97% yield), used without
15 further purification.

Step 6

20 N-[1S,1R*-(cyclohexylmethyl)-2S*,3R*-dihydroxy-5-methylhexyl]-2-[[1,1-dimethylethoxy)carbonyl]amino]-4-pentynamide

D,L Boc-C-propargylglycine (1.2g) was
25 dissolved in methylene chloride (5 mL) and N-methyl piperidine (0.57g) was added. The mixture was cooled to zero degrees centigrade and isobutyl chloroformate (0.78g) was added. The mixture was stirred for 10 minutes whereupon the title compound of Step 4 (1.4g) in
30 methylene chloride (5 mL) was added and this mixture stirred for 15 minutes at 0°C and 4°C for 12 hours. The reaction mixture was washed successively with 1N citric acid, saturated sodium hydrogen carbonate, waster and brine. The organic layer was dried over magnesium
35 sulfate and evaporated to dryness. 300 MHz ¹H NMR: consistent with proposed structure.

Step 7

2R*-amino-N-[1S,1R*-(cyclohexylmethyl)-2S*,3R*-dihydroxy-5-methylhexyl]-4-pentynamide

5

The title compound of Step 6 (a 1:1 mixture of diastereomers) (0.76g) was dissolved in a mixture of trifluoroacetic acid (4.9 mL) and methylene chloride (4.9 mL), and stirred for 30 minutes at room temperature. The solvent was then evaporated and the residue taken up in ethyl acetate. The organic layer was washed with saturated sodium hydrogen carbonate, water and brine, then dried over magnesium sulfate and evaporated. The residue was chromatographed on silica gel, eluting with ethanol-chloroform-ammonium hydroxide (15:85:0.5). The faster running of the two diastereomers was collected and evaporated to give the pure title compound (0.2g, 34% yield). 300 MHz ¹H NMR: consistent with proposed structure.

10
15
20

Anal. calcd for C₁₉H₃₄N₂O₃: C, 67.4; H, 10.12; N, 8.31. Found: C, 66.6; H, 10.05; N, 8.02.

Step 8

25

2R-Benzyl butanedioic acid, 1-benzyl ester, dicyclohexylammonium salt

To a slurry of 4-(4-methoxybenzyl) itaconate (prepared by the method of Talley in US Patent # 4,939,288) (50g) in toluene (250mL) was added 1,8-diazabicyclo[5.4.0]undec-7-ene (DBU, 30.4g) in one portion. Then a solution of benzyl bromide (34.2g) in toluene (50mL) was added dropwise over 0.5 hour. The reaction was stirred for 0.5 hour at room temperature and then poured into a separatory funnel. The mixture was

30
35

washed with 3N HCl, aqueous sodium bicarbonate, brine and dried over magnesium sulfate. The solvent was evaporated to give a clear mobile liquid (68g). Chromatography on silica gel, eluting with from 100% hexane to 25% ethyl acetate gave pure 1-(benzyl)-4-(4-methoxybenzyl) itaconate (55g, 81% yield). A large Fisher-Porter bottle was charged with this itaconate (41g), triethylamine (36g), palladium acetate (380mg), tri-*o*-tolylphosphine (1.04g) and iodobenzene (24.7g). The bottle was sealed and flushed with nitrogen and placed in an oil bath and heated for 70 minutes. The residue was chromatographed on silica gel, eluting with 100% hexanes until the less polar impurities were removed. Eluting with 10% ethyl acetate in hexane gave the pure phenyl itaconate. This compound (23.8g) was mixed with toluene (200mL) and the resulting solution treated with trifluoroacetic acid (30mL). The solution was stirred at room temperature for 1.5 hour and then evaporated. The residue was taken up in ether (150mL) and treated with dicyclohexylamine (10.4g) and stirred at 0°C whereupon the salt precipitated. This was isolated by filtration and washed with hexane and dried to give pure 1-benzyl 2-benzylidene succinoate dicyclohexylammonium salt (21.24g, 78% yield). This benzylidene compound (20g) was placed in a Fisher-Porter bottle and also added were degassed methanol (200mL) and rhodium (R,R)DiPAMP (600mg) catalyst. The bottle was sealed and flushed with nitrogen then hydrogen. The reaction was hydrogenated at 40 psig for 15 hours at room temperature. The contents were then poured into a round bottom flask (500mL) and the solvent evaporated to give a dark solid. The residue was taken up in boiling isooctane and allowed to stand, with some title compound crystallizing (7.34g). The non-dissolved residue was taken up in boiling dimethoxyethane. This solution was allowed to cool for 12 hours, whereupon crystals of the title compound formed (6.05g). Combining

the two crops gave 13.39g, 66% yield, mp 122-125°C. 300 MHz ¹H NMR: consistent with proposed structure.

Step 9

5

2R-Benzyl butanedioic acid, 1-benzyl ester

The title compound of Step 8 (9.3g) was suspended in a mixture of water (84mL) and methanol (8.5mL). Solid sodium bisulfate (6.12) was added and the mixture stirred for 5 minutes. The mixture was extracted with methylene chloride and the combined extracts were dried over magnesium sulfate and evaporated to dryness. The residue was chromatographed on silica gel, eluting with methanol-chloroform-acetic acid (5:95:0.5), to give the pure title compound (4.3g, 74% yield).

Step 10

20 Benzyl αR-[2-[[2-(dimethylamino)ethyl]methylaminol]-2-oxoethyl]benzene propanoate

The title compound of Step 9 (4.3g) was dissolved in methylene chloride (20mL) and N-methyl piperidine (1.86g) was added. The mixture was cooled to 0°C and isobutylchloroformate (1.97g) was added. The mixture was stirred for 10 minutes whereupon N,N,N'-trimethylethylene diamine (2.23g) in methylene chloride (10mL) was added. This mixture was stirred at 4°C for 3 hours, then washed with 1N citric acid, saturated aqueous sodium bicarbonate, water and brine. The solvent was evaporated to give the title compound (4.7g, 85% yield). 300 MHz ¹H NMR: consistent with proposed structure.

Step 11

OR-[2-[[2-(dimethylamino)ethyl]methylamino]-2-oxoethyl]benzene propanoic acid

5

The title compound of Step 10 (4.6g) was dissolved in ethanol (50mL) and hydrogenated over 4% Pd-C at 5psi at room temperature for 17 hours. The ethanol was evaporated to give the title compound (3g, 71% yield). 300 MHz ¹H NMR: consistent with proposed structure.

Step 12

15 O-(N-(dimethylaminoethyl)-N-methyl-aminocarbonyl)-3-L-phenyllactic acid

Benzyl L-3-phenyllactate (14.28g) was dissolved in tetrahydrofuran (357 mL) and to this was added carbonyl diimidazole (9.78g) and the mixture was stirred at room temperature for 4 hours. N,N,N'-trimethylethylene diamine (6.8g) was added and the mixture stirred for 8 hours. The solvent was evaporated and the residue taken up in ether and washed with water, dried over magnesium sulfate and evaporated to give a yellow oil (13g, 61% yield); 300 MHz ¹H NMR consistent with proposed structure. This ester was hydrogenated over 4% Pd-C @ 5psi and room temperature for 3.5 hours in tetrahydrofuran. The title compound was obtained as a white solid (10g) and recrystallized from methanol.

25
30

Anal. calcd for C₁₅H₂₂N₂O₄ + H₂O: C, 57.68; H, 7.75; N, 8.98. Found: C, 57.60; H, 7.82; N, 8.94.

Step 13

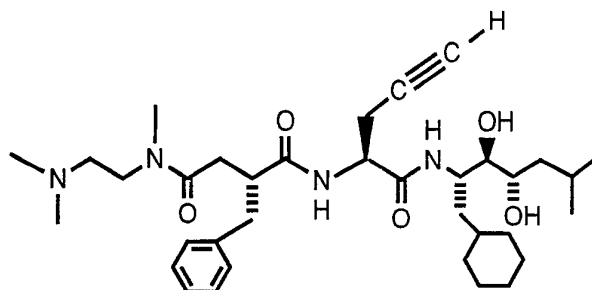
2R*-amino-N-[1S,1R*-(cyclohexylmethyl)-2S*,3R*-dihydroxy-5-methylhexyl]-4-pentynamide

5

The title compound of Step 6 (a 1:1 mixture of diastereomers) (2.3g) was dissolved in a mixture of trifluoroacetic acid (14mL) and methylene chloride (14 mL), and stirred for 30 minutes at room temperature. The solvent was then evaporated and the residue taken up in ethyl acetate. The organic layer was washed with saturated sodium hydrogen carbonate, water and brine, then dried over magnesium sulfate and evaporated to give the title compound as a mixture of diastereomers (1.8g, 100% yield). 300 MHz ¹H NMR: consistent with proposed structure.

The following working Examples are provided to illustrate synthesis of Compounds 1-34 of the present invention and are not intended to limit the scope thereof. Those skilled in the art will readily understand that known variations of the conditions and processes of the following preparative procedures can be used to prepare the compounds of the Examples. All temperatures expressed are in degrees Centigrade.

Example 1



5

N1-[1R*-[[(1S,1R*-(cyclohexylmethyl)-2S*,3R*-dihydroxy-5-methylhexyl)amino]carbonyl]-3-butynyl]-N4-[2-(dimethylamino)ethyl]-N4-methyl-2S*-(phenylmethyl)butanediamide

10 The title compound of Step 11 (110mg, 0.37mmol) was dissolved at room temperature in a mixture of dimethylformamide (10mL) and pyridine (132 mL) and to this solution was added di-(N-succinimidyl)carbonate (85mg, 0.33mmol) and dimethylaminopyridine (4mg). The

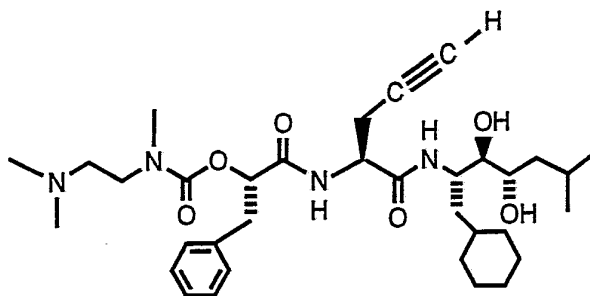
15 mixture was stirred for 3 hours, whereupon the title amine of Step 7 (103mg, 0.30mmol) was added, followed by diisopropyl ethylamine (58mL). This mixture was allowed to stir for 12 hours. The solvent was then evaporated and the residue dissolved in ethyl acetate (10mL). This

20 mixture was washed successively with water and brine, then dried over sodium sulfate and the solvent evaporated to give crude product (170mg). The residue was purified by chromatography on silica gel, eluting with chloroform-ethanol-ammonium hydroxide (84:15:1) to afford the pure

25 title compound as a white powder (130mg, 68% yield) ¹H NMR: 300MHz spectrum consistent with proposed structure.

Anal. calcd for C₃₅H₅₆N₄O₅ + 0.4 H₂O: C, 67.80; H, 9.23; N, 9.04. Found, C, 67.80; H, 9.13; N, 9.02.

Example 2



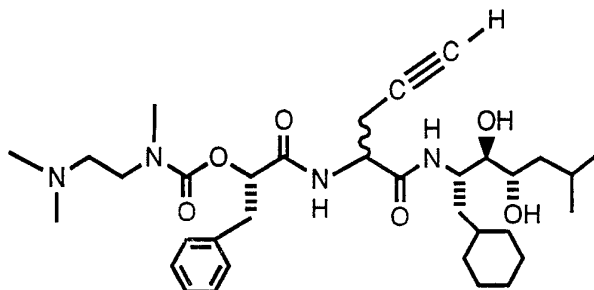
5

[1R*-[[[[1R*-[[[[1S,1R*-(cyclohexylmethyl)-2S*,3R*-
dihydroxy-5-methylhexyl]amino]carbonyl]-3-
butynyl]amino]carbonyl]-2-phenylethyl][2-
 10 (dimethylamino)ethyl]methylcarbamate

The title acid of Step 12 (220mg, 0.75mmol) was coupled to the title amine of Step 7 (253mg, 0.75mmol) using the procedure described for the preparation of Example 3. The crude product was purified by flash chromatography on silica gel, eluting with chloroform-ethanol-ammonium hydroxide (84:15:1), to give pure title compound (280mg, 61% yield). ¹H NMR: 300MHz spectrum consistent with proposed structure.

20 Anal. calcd for C₃₄H₅₄N₄O₆ + 1.5H₂O: C, 63.62; H, 8.95; N, 8.73. Found: C, 63.89; H, 8.86; N, 8.28.

Example 3



5

[1R*-[[[[1-[[[1S,1R*-(cyclohexylmethyl)-2S*,3R*-dihydroxy-
5-methylhexyllaminolcarbonyl]-3-butynyllaminolcarbonyl]-
2-phenylethyl][2-(dimethylamino)ethyl]methylcarbamate

10 To a solution of the title compound of Step 12
 (128mg) in methylene chloride (cooled to 0°C) was added
 N-methylpiperidine (43mg), followed by
 isobutylchloroformate (59mg). After 5 minutes of
 stirring, a solution of the title amine of Step 13
 15 (146mg) in methylene chloride was added and the resulting
 mixture stirred for 4 hours. The solution was diluted
 with additional methylene chloride, then washed
 successively with aqueous dilute citric acid, water,
 aqueous potassium bicarbonate, dried over magnesium
 20 sulfate and the solvent evaporated to dryness to give the
 title compound (268mg, 100% yield). 300 MHz ¹H NMR:
 consistent with proposed structure.

Anal. calcd for C₃₄H₅₄N₄O₆: C, 66.42; H,
 8.85; N, 9.11. Found: C, 65.61; H, 8.91; N, 8.20.

25

Compounds #4-34, as shown in Table I below,
 may be synthesized by reference to the foregoing specific
 and general procedures for preparing compounds of Formula
 30 I.

TABLE I

Example
Compound No.

Structure

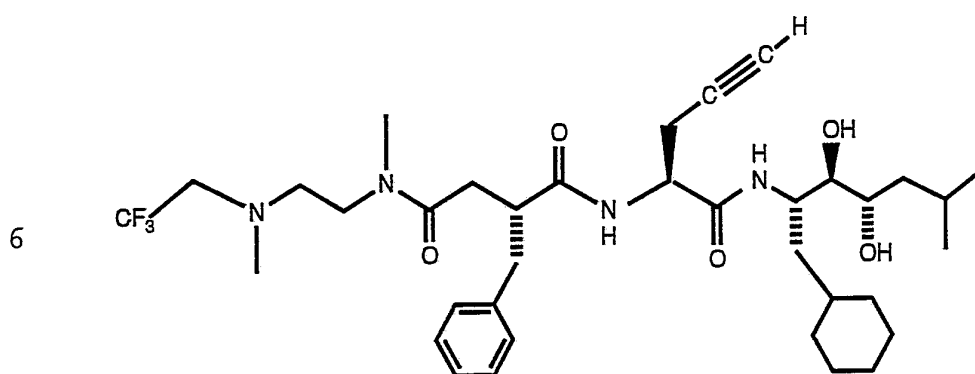
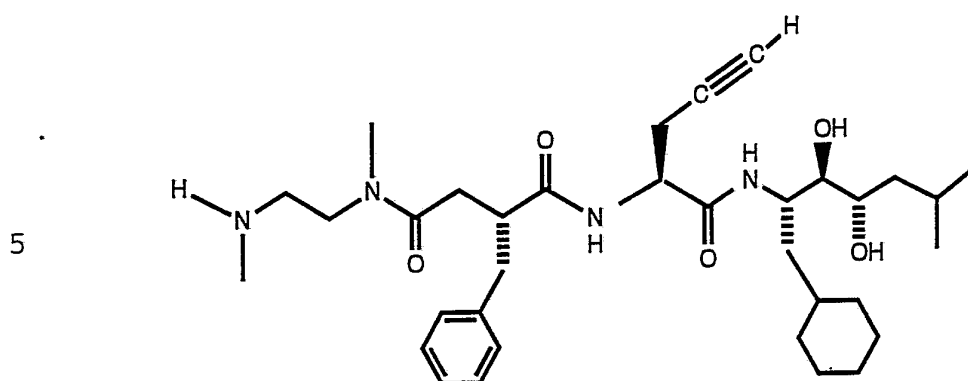
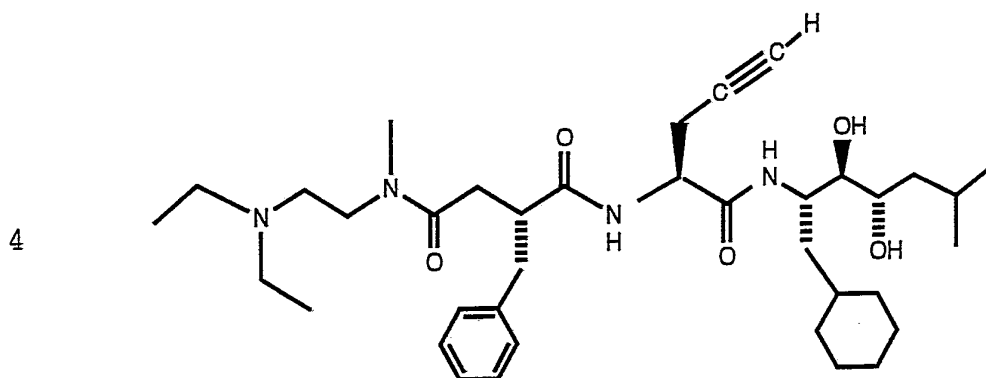


TABLE I

Example
Compound No.

Structure

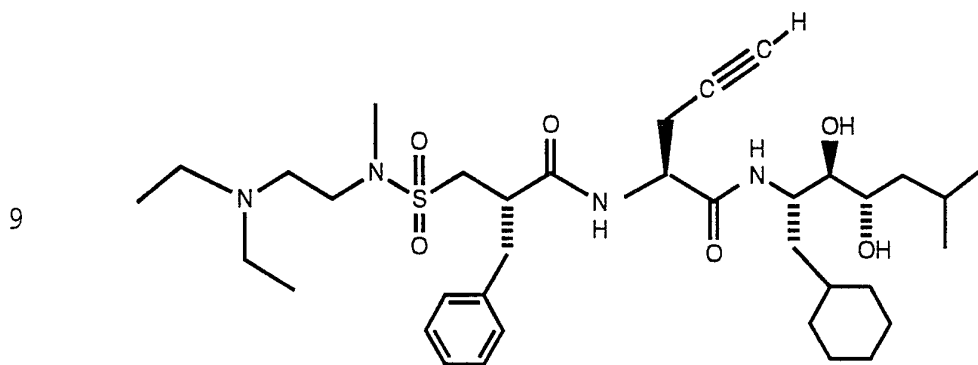
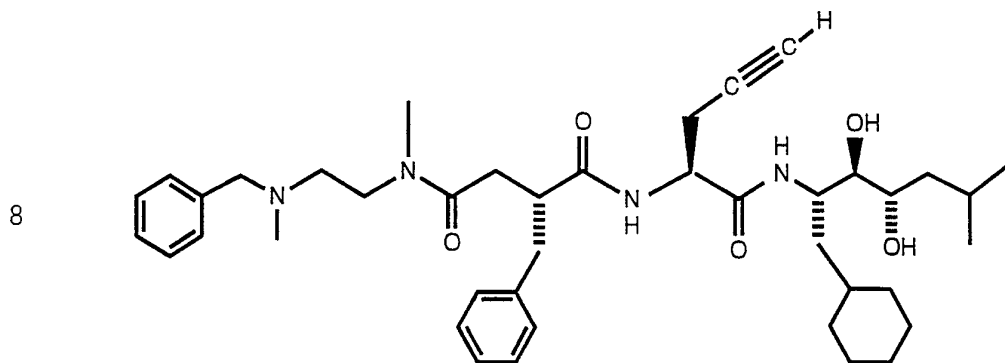
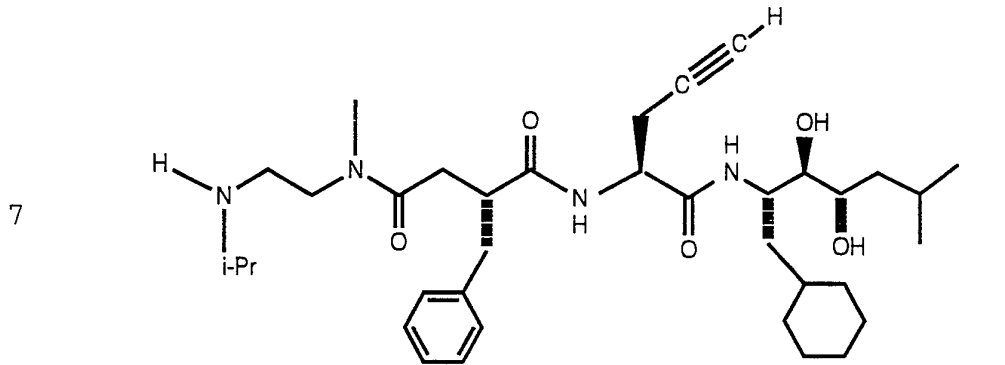


TABLE I

Example
Compound No.

Structure

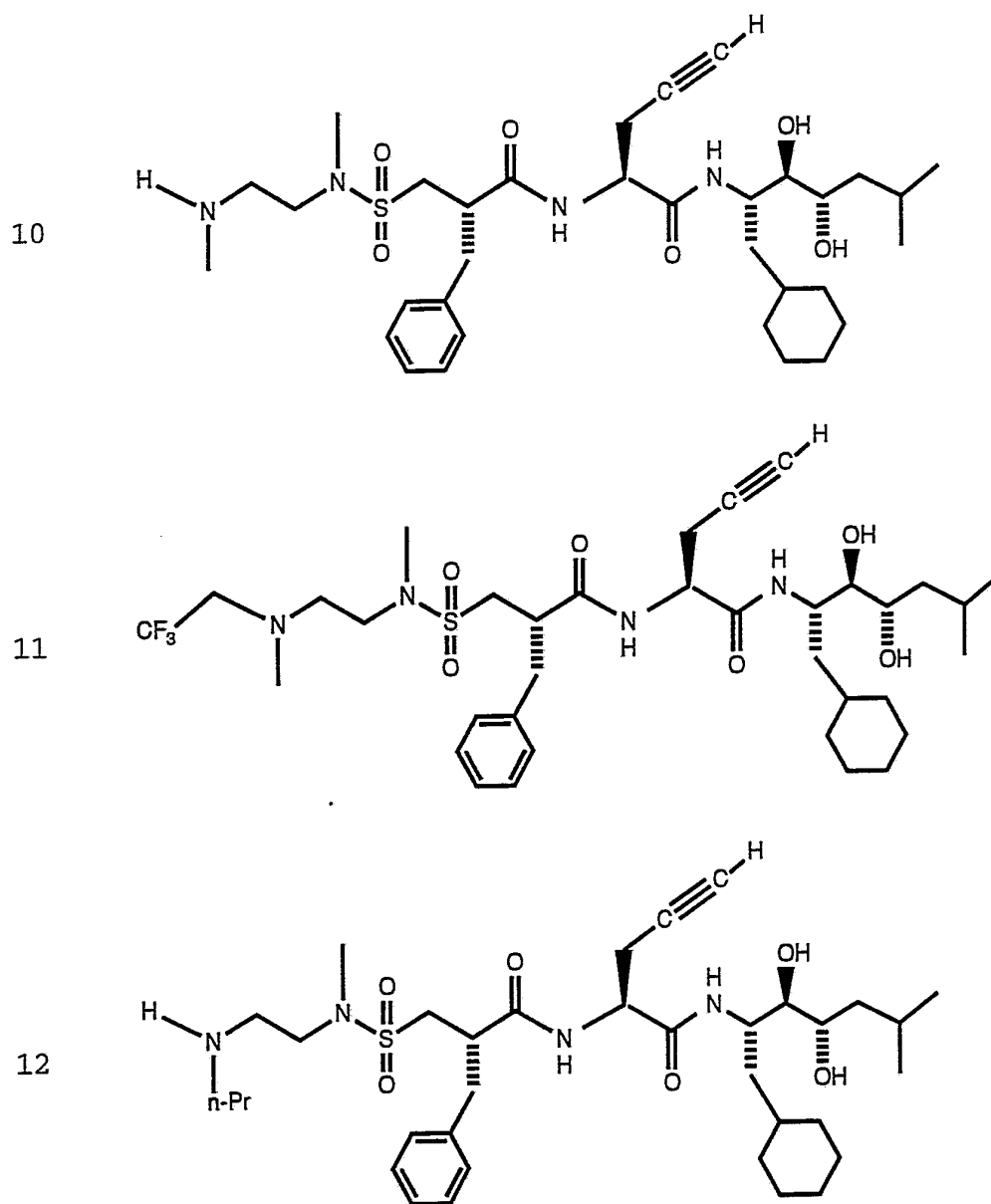


TABLE I

Example
Compound No.

Structure

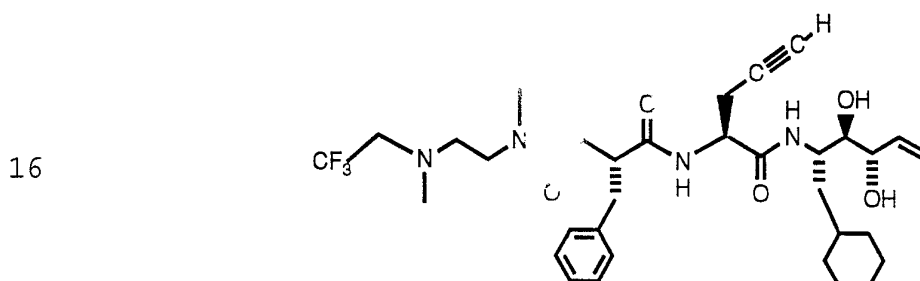
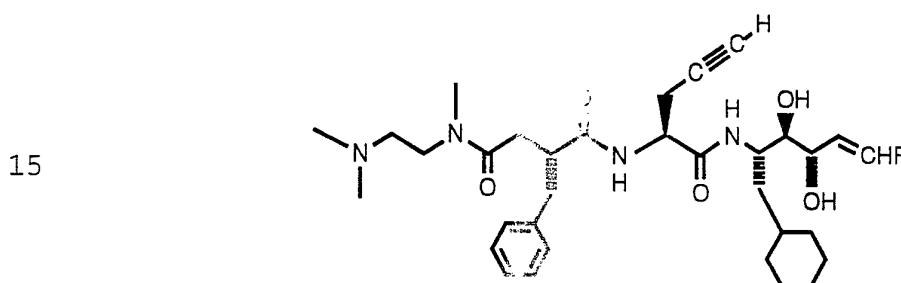
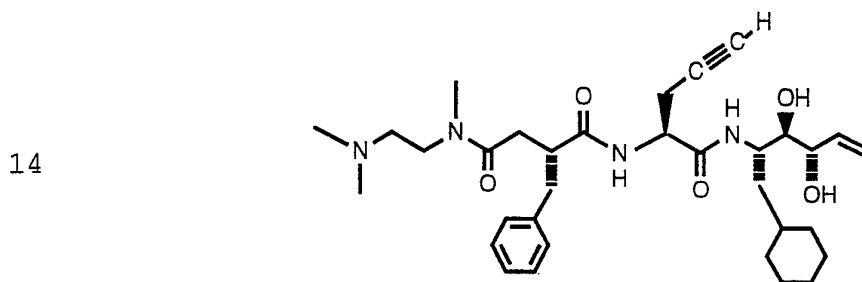
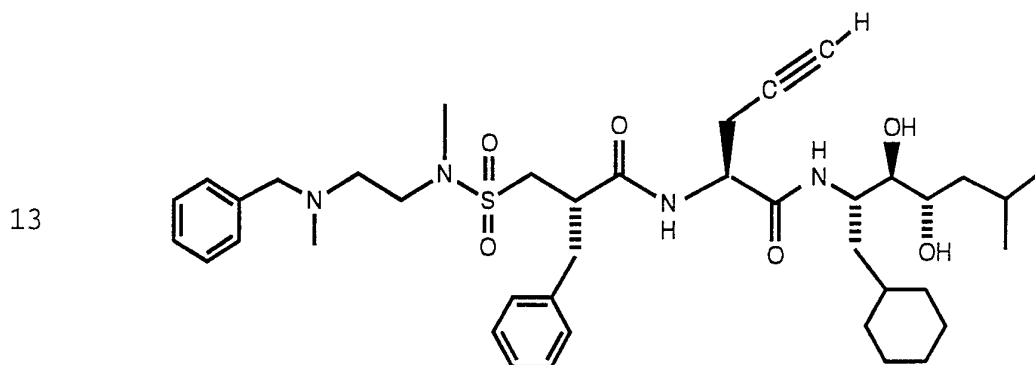
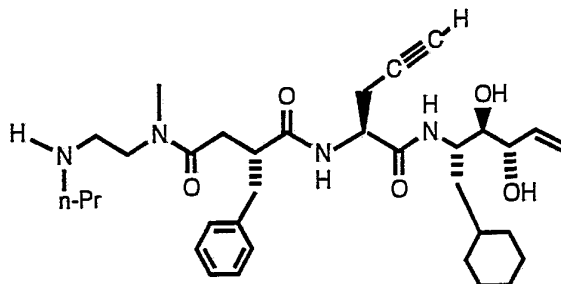


TABLE I

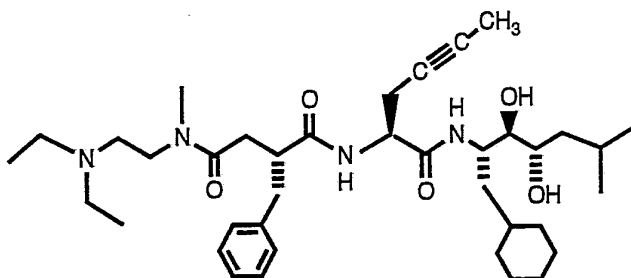
Example
Compound No.

Structure

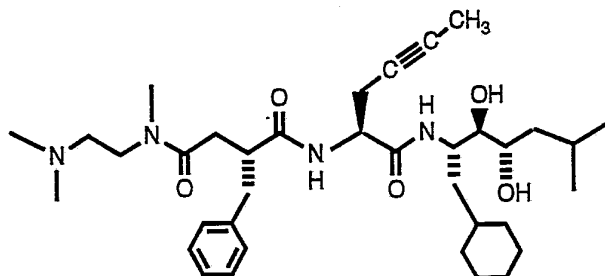
17



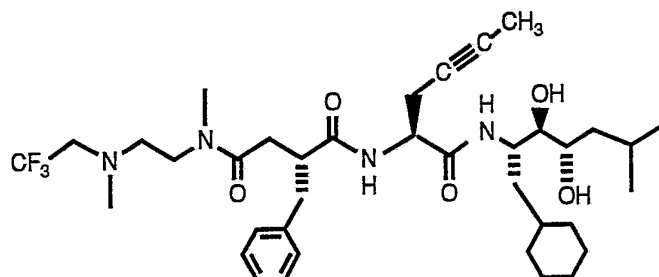
18



19



20



21

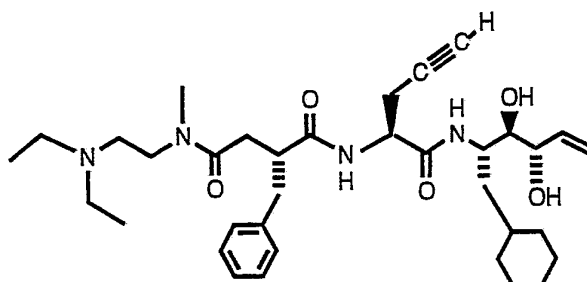
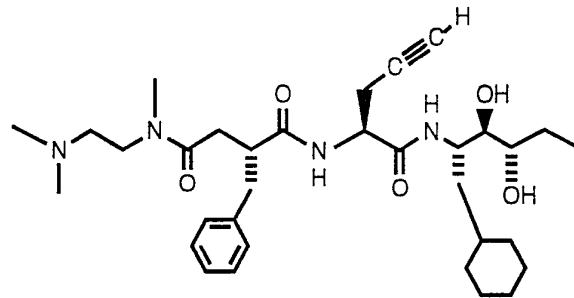


TABLE I

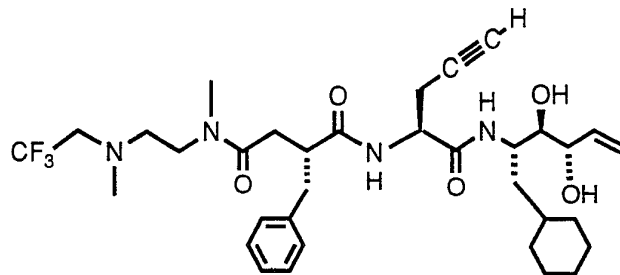
Example
Compound No.

Structure

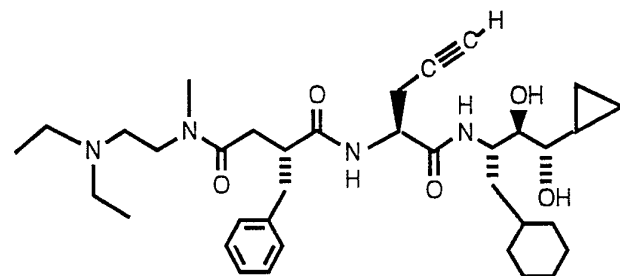
22



23



24



25

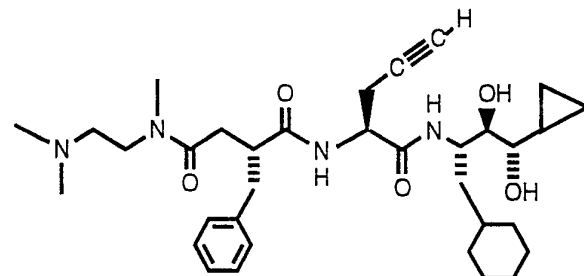
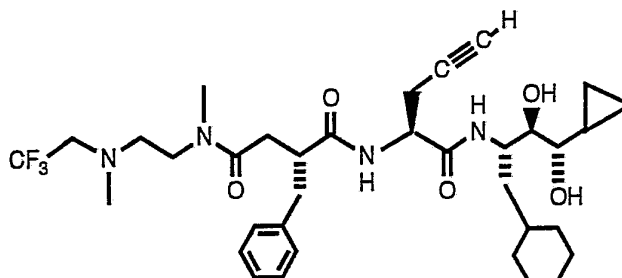


TABLE I

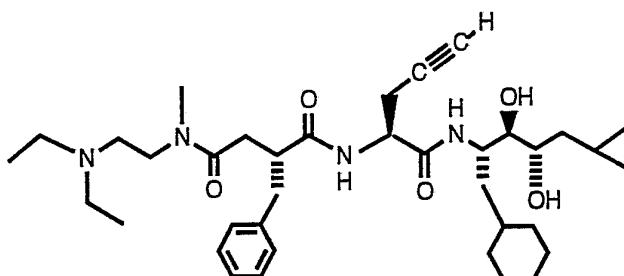
Example
Compound No.

Structure

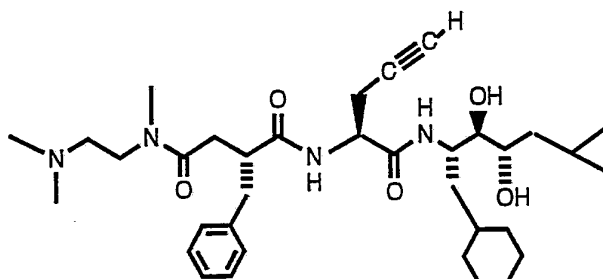
26



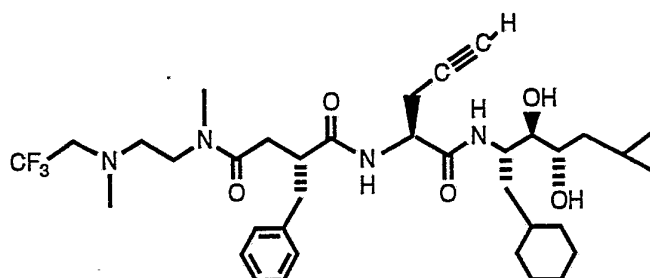
27



28



29



30

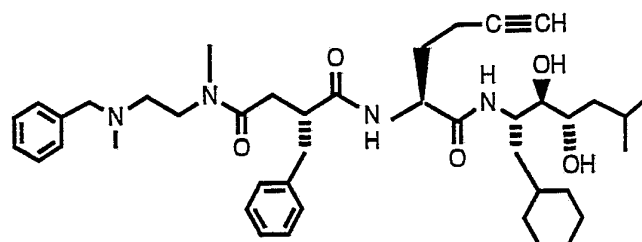
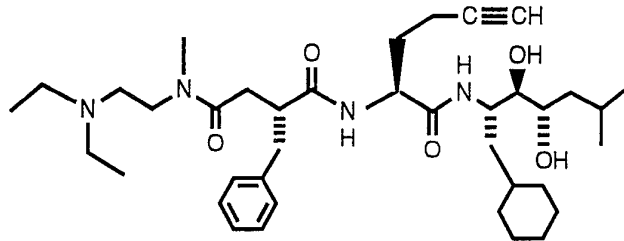


TABLE I

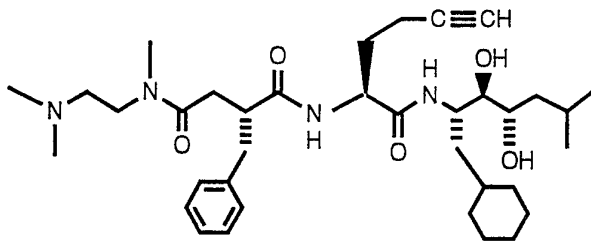
Example
Compound No.

Structure

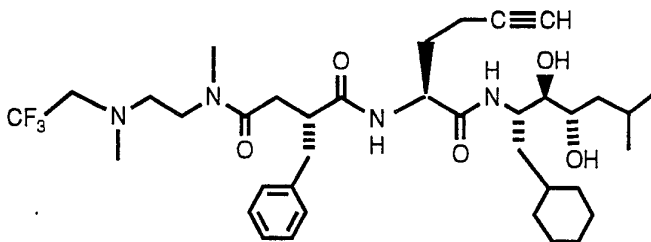
31



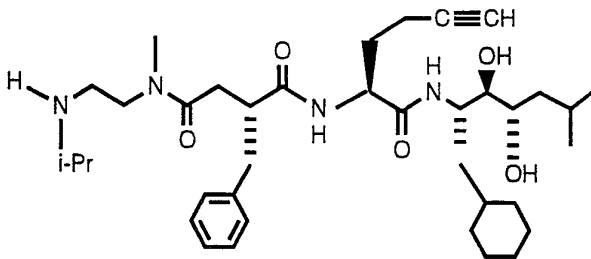
32



33



34



BIOLOGICAL EVALUATIONHuman Renin Inhibition *in vitro*

5 Compounds of Formula I were evaluated as
inhibitors of human renin in an in vitro assay, as follows:
This human renin inhibition test has been previously
described in detail [Papaioannou et al., Clinical and
Experimental Hypertension, A7(9), 1243-1257 (1985)]. Human
10 renin was obtained from the National Institute for
Biological Standards, London. An incubation mixture was
prepared containing the following components: in a total
volume of 0.25mL: 100 mM Tris-acetate buffer at pH 7.4, 25
x 10⁻⁶ Goldblatt units of renin, 0.05mL of plasma from
15 human volunteers taking oral contraceptives, 6.0 mM Na-
EDTA, 2.4 mM phenylmethyl sulfonyl fluoride, 1.5 mM 8-
hydroxyquinoline, 0.4 mg/mL bovine serum albumin (BSA), and
0.024 mg/mL neomycin sulfate. This mixture was incubated
for two hours at 37°C in the presence or absence of renin
20 inhibitors. The produced angiotensin I was determined by
radioimmunoassay (New England Nuclear kit). Test compounds
to be assayed were dissolved in DMSO and diluted with 100mM
Tris-acetate buffer at pH 7.4 containing 0.5% BSA to the
appropriate concentration. The final concentration of
25 organic solvent in the reaction mixture was less than 1%.
Control incubations at 37°C were used to correct for
effects of organic solvent on renin activity.

The in vitro enzymatic conversion of
30 angiotensinogen to angiotensin I was inhibited by test
compounds of the invention as indicated in Table II, below:

Table II**Human Renin in vitro
Inhibition Data**

5

Compound Example #	IC50 Human Renin (nM)
Example 1	1
10 Example 2	4
Example 3	3
Example 4	1

15

**Marmoset Plasma Renin Activity (PRA) Reduction
on Oral Administration**

20

The oral activity of renin inhibitor compounds was determined in vivo in Marmoset monkeys using the following procedure. Common Marmoset monkeys (*Callithrix jacchus*, Charles River, both sexes, body weight 300-400g) were placed on a modified high-protein low-sodium diet (Purina, St. Louis, MO) for 1 week. About 24 hours prior to the administration of test compound, Lasix (5mg/kg, im) was given. On the day of the test, the animal was anesthetized with isoflurane, body weight recorded, and a baseline blood sample taken. Then, test compound was given intragastrically and blood samples were taken in K-EDTA for plasma renin activity at appropriate time intervals. The PRA was determined by using the protocol outlined below. Results are shown below in Table III. Results are expressed in terms of PRA at various time intervals both before and after compound administrations ("Pre" means pretreatment levels before compound administrations). Also

25

30

35

included is percent inhibition (% INH from pretreatment levels).

PLASMA RENIN ACTIVITY ASSAY

5

I. Angiotensin I Generation

	Plasma Sample	200 ul
	PMSF 5%	1 ul
10	Neomycin 10%	3 ul
	8-HQ 0.5M	3 ul
	TES 0.5M, pH 7.4	20 ul

25 ml of the above reaction mixtures, in duplicate, were
15 incubated at 37°C or 0°C for 2 hours.

II. Determination of Angiotensin I Concentrations

20 Angiotensin I (AI) concentrations were
determined by radioimmunoassays with a commercial kit from
NEN Co.

25

III. Calculation of Plasma Renin Activity

$$\text{PRA (ng AI/ml/hr)} = (\text{AI at } 37^\circ - \text{AI at } 0^\circ) / 2 \text{ hr.}$$

Abbreviations used:

	PMSF	: Phenylmethylsulfonylfluoride
	8-HQ	: 8-Hydroxyquinoline
5	BSA	: Bovine Serum Albumin
	TES	: N-tris[Hydroxymethyl]methyl-2-aminoethane Sulfonic Acid
	EDTA	: Ethylenediamine Tetraacetic Acid

10

Table III

Effect of Oral Administration of Example 1 Compound
on Marmoset PRA (0.1 MPK, IG)

15

Monkey		PRA (ngAI/ml/hr)	%INH	MEAN %INH
A	Pre*	90.1		
	60	4	95.6	88.7 ± 6
	120	5.2	94.2	85.6 ± 7
	240	9.2	89.8	67.5 ± 13
B	Pre*	45.8		
	60	2.8	93.8	
	120	4.1	91.1	
	240	14.8	67.8	
C	Pre*	70.2		
	60	16.4	76.6	
	120	20	71.5	
	240	38.7	45	

* Time in minutes from dosing

Effect of Oral Administration of Example 2 Compound
on Marmoset PRA (0.1 MPK, IG)

Monkey		PRA (ngAI/ml/hr)	%INH	MEAN %INH
A	Pre*	118.8		
	60	33.9	71.5	81.1 ± 6
	120	41.8	64.8	76.6 ± 6
	240	49.7	58.2	57.7 ± 0
B	Pre*	67.5		
	60	12.7	81.2	
	120	14.4	78.7	
	240	28.5	57.7	
C	Pre*	42.2		
	60	3.9	90.7	
	120	5.7	86.4	
	240	18.1	57.2	

5 * Time in minutes from dosing

Effect of Oral Administration of Example 3 Compound
on Marmoset PRA (0.1 MPK, IG)

Monkey		PRA (ngAI/ml/hr)	%INH	MEAN %INH
A	Pre*	76		
	60	29.8	60.7	62.5 ± 2
	120	40.3	46.9	54.2 ± 4
	240	39.5	48	56.2 ± 5
B	Pre*	83.7		
	60	27.8	66.7	
	120	33.2	60.3	
	240	36.1	56.8	
C	Pre*	105.5		
	60	42.1	60.1	
	120	47.1	55.3	
	240	38.1	63.9	

5 * Time in minutes from dosing

Effect of Oral Administration of Example 3 Compound
on Marmoset PRA (10 MPK, IG)

Monkey		PRA (ngAI/ml/hr)	%INH	MEAN %INH
A	Pre*	185.4		
	60	0	100	100 ± 0
	120	0	100	100 ± 0
	240	0	100	100 ± 0
B	Pre*	76.1		
	60	0	100	
	120	0	100	
	240	0	100	
C	Pre*	70.5		
	60	0	100	
	120	0	100	
	240	0	100	

5 * Time in minutes from dosing

Determination of Oral Bioavailability

The bioavailability in marmosets and dogs was determined by sampling the blood via the femoral vein at various time points after administering the renin inhibitor compounds of the invention in polyethylene glycol 400 at an intragastric dose of 10 mg/kg or at an intravenous dose of 1 mg/kg. Compound concentration in plasma was determined using the bioassay technique described below. The percent bioavailability was calculated by dividing the area under the concentration-vs.-time curve obtained from the intragastric experiment by the area under the concentration-vs.-time curve obtained from the intravenous experiment (adjusting for different doses), and multiplying the result by 100%. The bioavailability of Example 1 compound is 27% in marmosets and 33% in dogs.

Renin inhibitor plasma concentrations were determined by a bioassay. The plasma samples were extracted with acetonitrile and the extract was evaporated to dryness
5 under nitrogen. Residue was dissolved in 4% bovine serum albumin containing 0.9% NaCl and 5% EDTA. The dissolved residue (0.1 ml) was incubated with a reaction mixture containing human plasma (0.12 ml), 5% phenylmethanesulfonylfluoride (1.2 ul), 10% neomycin (2.4
10 ul), 0.5 M TES buffer (pH 7.4, 24 ul), and 0.6 mU/ml recombinant human renin (1000 U/mg, 50ul) at 37°C for 90 minutes. The renin activity was determined by a standard angiotensin I radioimmunoassay (New England Nuclear Corp.).
15 The amount of test compound in the plasma was determined by comparing the extent of inhibition of renin activity with that produced by a known amount of test compound added to plasma and analyzed above.

Example 1 Compound ORAL BIOAVAILABILITY
STUDIES IN DOGS

Estimated Plasma Concentration
(ng/ml)

5

IG at 10 mg/kg:

10

---Animal Number---

Time	#1	#2	#3	Mean ± SE
15 min	105.7	<2.0	265.6	127.7 ± 77.2
15 30 min	495.9	330.4	864.7	563.7 ± 157.9
1 hr	678.2	859.6	859.6	799.1 ± 60.5
2 hr	599.2	352.7	554.5	502.1 ± 75.8
20 4 hr	123.4	68.8	130.3	110.5 ± 20.9
6 hr	66.9	47.1	72.4	62.1 ± 7.7
25 8 hr	33.5	25.4	45.4	34.8 ± 5.8
24 hr	6.2	8.4	8.0	7.5 ± 0.7

IV at 1 mg/kg:

	2 min	2417.7	3284.4	2982.7	2894.9 ± 254.0
5	5 min	613.1	680.9	521.1	605.0 ± 46.3
	10 min	299.0	307.1	218.0	274.7 ± 28.4
	15 min	218.0	144.4	146.9	169.8 ± 24.1
10	30 min	144.7	102.8	122.5	123.3 ± 12.1
	1 hr	70.4	67.6	50.0	62.7 ± 6.4
15	2 hr	48.8	56.0	69.8	58.2 ± 6.2
	4 hr	18.6	23.5	23.5	21.9 ± 1.6
	6 hr	10.1	10.2	13.5	11.3 ± 1.1
20	8 hr	6.4	4.9	6.1	5.8 ± 0.5
	24 hr	2.5	1.5	1.3	1.8 ± 0.4

SUMMARY OF Example 1 ORAL BIOAVAILABILITY STUDIES IN DOGS

	---Animal number---			
	#1670841	#1671430	#KOV9	---Mean \pm SE---
5				
t _{1/2} (hr)	5.3	4.4	4.3	4.7 \pm 0.3
Vd (l/kg)	11.5	8.7	8.3	9.5 \pm 1.0
10				
Oral (%)	35.8	25.6	38.0	33.1 \pm 3.8
Bioavail				

The foregoing data show that the oral bioavailability of
15 Example 1 Compound in dogs is 33%, with a terminal half-
life of 4.7 hours and a volume of distribution of 9.5
liters/kg.

Example 1 Compound ORAL BIOAVAILABILITY STUDIES IN
MARMOSETS

5 IG at 10 mg/kg:

Plasma Concentrations (ng/ml)

----Animal number----

10	<u>Test Run A</u>							
	Time	#1	#2	#3	#4	#5	#6	Mean ± SE
	30 min	-	-	-	9864	7258	9322	
15	1 hr	1340	1989	1751	-	-	-	
	2 hr	1561	1525	1811	-	-	-	
	3 hr	-	-	-	7051	5289	6935	
20	4 hr	742	1766	1217	-	-	-	
	5 hr	369	1397	945	-	-	-	
25	6 hr	-	-	-	4914	3177	4412	
	8 hr	-	-	-	3570	3036	3800	

IV at 1 mg/kg

Plasma Concentrations (ng/ml)

		----Animal number----					
<u>Test Run C</u>							
Time	#233	#234	#235	#241	#244	#245	Mean ± SE
5	2 min	13706	21579	16641	-	-	-
10	15 mi	-	-	-	6756	15283	11628
	30 min	5858	10359	7921	-	-	-
15	1 hr	-	-	-	3091	2665	2793
	2 hr	795	2362	1667	-	-	-
	3 hr	-	-	-	486	404	562
20	4 hr	608	1223	1068	-	-	-
	6 hr	-	-	-	264	208	245
25							

IV at 1 mg/kg

Plasma Concentrations (ng/ml)

		----Animal number----							
		<u>Test Run D</u>							
	Time	#233	#234	#235	#237	#239	#240	Mean	± SE
5	2 min	4199	7875	5900	-	-	-	11650	
10	± 2772								
	15 min	-	-	-	7239	2016	897	7303	
	± 2248								
15	30 min	1954	2356	1189	-	-	-	4939	
	± 1514								
	1 hr	-	-	-	1250	1614	3149	2427	
	± 326								
20	2 hr	554	1004	1055	-	-	-	1239	
	± 271								
	3 hr	-	-	-	451	557	1009	578	
25	± 90								
	4 hr	153	587	506	-	-	-	691	
	± 160								
30	6 hr	-	-	-	95	84	158	176	
	± 31								

The foregoing data show that the oral bioavailability of
 35 Example 1 Compound in Marmosets is 27%, with a terminal
 half-life of 1.5 hours and a volume of distribution of 0.2
 liters/kg.

Renin Inhibitor Species Specificity Method

5 Blood was collected in a 10 ml Becton Dickinson
vacutainer tube with 0.1 ml of 15% EDTA (K3) solution (15
mg) from normal animals or high renin animals; i.e., those
pre-treated with 5 mg/kg of Lasix® intramuscularly 2 times
within a 6 hour interval 24 hours prior to bleeding. The
10 blood was then centrifuged at 2500 RPM for 20 minutes and
the plasma from the various species respectively pooled,
aliquoted and stored in the freezer. The human plasma
source was a male Caucasian taking a prescription of an
angiotensin converting enzyme inhibitor.

15 The plasma renin activity assay is a
modification of the human renin inhibition test in that the
animal plasma is the source of both the renin substrate and
the renin enzyme. In a total volume of 0.1 ml, 90 mM
20 Tris-acetate buffer, pH 7.5, 12 mM sodium EDTA, 0.012 mg/ml
neomycin sulfate, 0.9 mg/ml bovine serum albumin, 1.61 mM
phenylmethyl sulfonyl fluoride, 4 mM 8-hydroxyquinoline and
0.09 ml of the animal or human plasmas were incubated for 2
hours at 37°C in a shaking water bath or at 4°C in an ice
25 bath in the presence or absence of renin inhibitors. The
produced angiotensin I was determined by radioimmunoassay
(New England Nuclear kit).

30 The amount of angiotensin I generated during the
2 hours at 4°C was usually less than 5% of that activity
produced at 37°C; however, the 4°C background values were
nevertheless subtracted from the 37°C ones for the 100%
activity values. The renin inhibitors were assayed in
duplicate using 5 concentrations and the data is expressed
35 as a percent of the 100% total renin activity.

SPECIES SPECIFICITY OF Example 1

		% of Total Renin Activity			
	Plasma	Human	Marmoset Monkey	Cyno Monkey	Rat
5	Conc.				
10	1600 nM				(23-34)
	400nM				76% (74-80)
15	100nM				93% (91-94)
20	16nM	10% (7-13)	11% (10-12)	18% (11-22)	
	4nM	50% (49-51)	42% (38-45)	51% (46-55)	
25	1nM	90% (80-98)	75% (69-83)	81% (74-89)	
	0.25nM		94% (89-98)		
30					

The Effect of Example 1 on Marmoset Blood Pressure
Reduction on Intravenous Administration

The blood pressure reducing activity of the
5 renin inhibitor compound of Example 1 was determined in
vivo in Marmoset monkeys using the following procedure.
Common Marmoset monkeys (*Callithrix jacchus*, Charles River,
both sexes, body weight ca. 400g) were placed on a
modified high protein low sodium diet (Purina, St. Louis,
10 MO) for 1 week. 24 hours prior to the administration of
test compound, Lasix (5mg/kg, im) was given. On the day of
the test, the animal was anesthetized with isoflurane, body
weight recorded, and the left femoral artery and vein were
catheterized. The animal was allowed to regain
15 consciousness and the title compound of Example 1 (100
micrograms/kg) was administered intravenously in 0.1 mL/kg
polyethylene glycol 400 at time zero. Mean arterial blood
pressure (MABP) in mmHg was then recorded every ten minutes
until 120 minutes.

**The Effect of Example 1 on Marmoset Blood Pressure
Reduction on Intravenous Administration**

5	Time (minutes)	MABP	S.E.M.	Statistical Significance
	0	118	6.240	
	10	106	3.210	*
10	20	97	5.290	
	30	93	5.290	*
	40	92	9.290	*
	50	90	9.290	
	60	89	3.210	*
15	70	87	2.310	*
	80	88	1.730	*
	90	89	4.040	*
	100	91	5.290	*
	110	93	4.160	
20	120	94	3.610	*

*the asterisk denotes statistically significant (p < 0.05) differences from MABP at time zero by paired t-test (n = 3).

25

These results indicate that Example 1 compound lowers blood pressure in salt-depleted, conscious marmosets.

30

Also embraced within this invention is a class of pharmaceutical compositions comprising one or more compounds of Formula I in association with one or more non-toxic, pharmaceutically acceptable carriers and/or diluents and/or adjuvants (collectively referred to herein as "carrier" materials) and, if desired, other active ingredients. The compounds of the present invention may be administered by any suitable route, preferably in the form

35

of a pharmaceutical composition adapted to such a route, and in a dose effective for the treatment intended. Therapeutically effective doses of the compounds of the present invention required to prevent or arrest the
5 progress of the medical condition are readily ascertained by one of ordinary skill in the art. The compounds and composition may, for example, be administered intra-vascularly, intraperitoneally, subcutaneously, intra-muscularly or topically.

10

For oral administration, the pharmaceutical composition may be in the form of, for example, a tablet, capsule, suspension or liquid. The pharmaceutical composition is preferably made in the form of a dosage unit
15 containing a particular amount of the active ingredient. Examples of such dosage units are tablets or capsules. These may with advantage contain an amount of active ingredient from about 1 to 250 mg, preferably from about 25 to 150 mg. A suitable daily dose for a mammal may vary
20 widely depending on the condition of the patient and other factors. However, a dose of from about 0.1 to 3000 mg/kg body weight, particularly from about 1 to 100 mg/kg body weight, may be appropriate.

25

The active ingredient may also be administered by injection as a composition wherein, for example, saline, dextrose or water may be used as a suitable carrier. A suitable daily dose is from about 0.1 to 100 mg/kg body weight injected per day in multiple doses depending on the
30 disease being treated. A preferred daily dose would be from about 1 to 30 mg/kg body weight. Compounds indicated for prophylactic therapy will preferably be administered in a daily dose generally in a range from about 0.1 mg to about 100 mg per kilogram of body weight per day. A more
35 preferred dosage will be a range from about 1 mg to about 100 mg per kilogram of body weight. Most preferred is a dosage in a range from about 1 to about 50 mg per kilogram

of body weight per day. A suitable dose can be administered, in multiple sub-doses per day. These sub-doses may be administered in unit dosage forms. Typically, a dose or sub-dose may contain from about 1 mg to about 400
5 mg of active compound per unit dosage form. A more preferred dosage will contain from about 2 mg to about 200 mg of active compound per unit dosage form. Most preferred is a dosage form containing from about 3 mg to about 100 mg of active compound per unit dose.

10

The dosage regimen for treating a disease condition with the compounds and/or compositions of this invention is selected in accordance with a variety of factors, including the type, age, weight, sex and medical
15 condition of the patient, the severity of the disease, the route of administration, and the particular compound employed, and thus may vary widely.

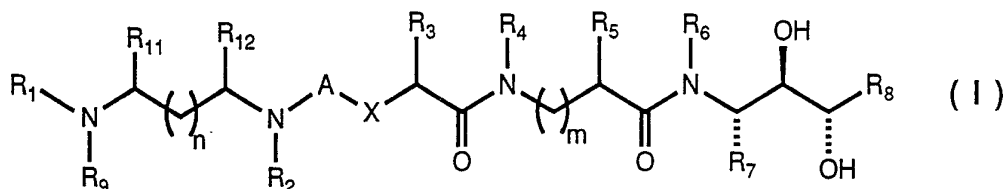
For therapeutic purposes, the compounds of this
20 invention are ordinarily combined with one or more adjuvants appropriate to the indicated route of administration. If administered per os, the compounds may be admixed with lactose, sucrose, starch powder, cellulose esters of alkanolic acids, cellulose alkyl esters, talc,
25 stearic acid, magnesium stearate, magnesium oxide, sodium and calcium salts of phosphoric and sulfuric acids, gelatin, acacia gum, sodium alginate, polyvinylpyrrolidone, and/or polyvinyl alcohol, and then tableted or encapsulated for convenient administration. Such capsules or tablets may
30 contain a controlled-release formulation as may be provided in a dispersion of active compound in hydroxypropylmethyl cellulose. Formulations for parenteral administration may be in the form of aqueous or non-aqueous isotonic sterile injection solutions or suspensions. These solutions and
35 suspensions may be prepared from sterile powders or granules having one or more of the carriers or diluents mentioned for use in the formulations for oral

administration. The compounds may be dissolved in water,
polyethylene glycol, propylene glycol, ethanol, corn oil,
cottonseed oil, peanut oil, sesame oil, benzyl alcohol,
sodium chloride, and/or various buffers. Other adjuvants
5 and modes of administration are well and widely known in
the pharmaceutical art.

Although this invention has been described with
respect to specific embodiments, the details of these
10 embodiments are not to be construed as limitations.

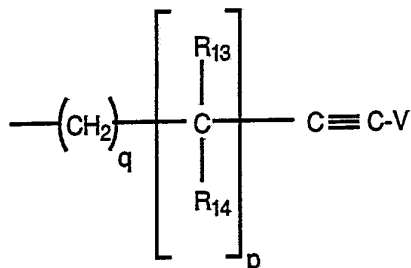
What Is Claimed Is:

1. A compound of Formula I:



wherein A is selected from methylene, CO, SO and SO₂;
 wherein X is selected from oxygen atom, methylene and
 $\begin{array}{l} \diagup \\ \diagdown \end{array} \text{NR}_{10}$ with R₁₀ selected from hydrido, alkyl and benzyl;
 10 wherein each of R₁ and R₉ is a group independently
 selected from hydrido, alkyl, cycloalkyl, alkoxyacyl,
 haloalkyl, alkoxy carbonyl, benzyloxycarbonyl,
 loweralkanoyl, haloalkylacyl, phenyl, benzyl, naphthyl,
 and naphthylmethyl, any one of which groups having
 15 a substitutable position may be optionally substituted
 with one or more radicals selected from alkyl, alkoxy,
 alkenyl, alkynyl, halo, haloalkyl, cyano and phenyl, and
 wherein the nitrogen atom to which R₁ and R₉ are
 attached may be combined with oxygen to form an N-oxide;
 20 wherein R₂ is selected from hydrido, alkyl,
 dialkylaminoalkyl, alkylacylaminoalkyl, benzyl and
 cycloalkyl; wherein R₃ is selected from alkyl,
 cycloalkylalkyl, acylaminoalkyl, phenylalkyl,
 naphthylmethyl, aryl, heterocyclicalkyl and
 25 heterocycliccycloalkyl, wherein the cyclic portion of
 any of said phenylalkyl, naphthylmethyl, aryl,
 heterocyclicalkyl and heterocycliccycloalkyl groups may
 be substituted by one or more radicals selected from
 halo,

hydroxy, alkoxy and alkyl; wherein each of R₄ and R₆ is independently selected from hydrido, alkyl, benzyl and cycloalkyl; wherein R₅ is selected from



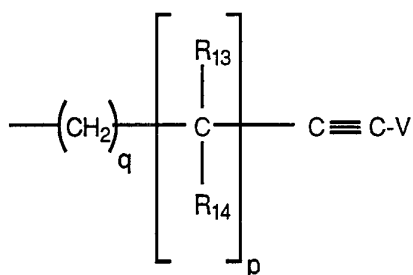
5

wherein V is selected from hydrido, alkyl, cycloalkyl, haloalkyl, benzyl and phenyl; wherein each of R₁₃ and R₁₄ is a radical independently selected from hydrido, alkyl, alkenyl, alkynyl, cycloalkyl, phenyl, heterocyclic, heterocyclicalkyl and heterocycliccycloalkyl; wherein R₇ is selected from substituted or unsubstituted alkyl, cycloalkyl, phenyl, cycloalkylalkyl and phenylalkyl, any one of which may be substituted with one or more groups selected from alkyl, hydroxy, alkoxy, halo, haloalkyl, alkenyl, alkynyl and cyano; wherein R₈ is selected from hydrido, alkyl, haloalkyl, alkylcycloalkyl, cycloalkyl, cycloalkylalkyl, hydroxyalkyl, alkenyl, alkylcycloalkenyl and alkoxy carbonyl; wherein each of R₁₁ and R₁₂ is independently selected from hydrido, alkyl, haloalkyl, dialkylamino and phenyl; and wherein m is zero or one; wherein n is a number selected from zero through five; wherein p is a number selected from zero through five; and wherein q is a number selected from zero through five; or a pharmaceutically-acceptable salt thereof.

2. Compound of Claim 1 wherein A is selected from methylene, CO, SO and SO₂; wherein X is selected from oxygen atom, methylene and >NR_{10} with R₁₀ selected from hydrido, alkyl and benzyl; wherein each of R₁ and R₉ is independently selected from hydrido, lower alkyl,

30

benzyloxycarbonyl, loweralkanoyl, alkoxyacyl, phenyl and benzyl, and wherein the nitrogen atom to which R₁ and R₉ are attached may be combined with oxygen to form an N-oxide; wherein each of R₂, R₄ and R₆ is independently selected from hydrido and alkyl; wherein R₃ is selected from phenylalkyl, naphthylmethyl, cyclohexylalkyl, cyclopentylalkyl, heteroarylalkyl and heteroarylcycloalkyl; wherein R₅ is selected from



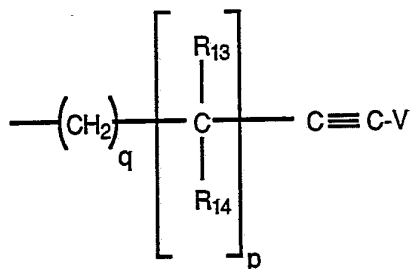
10

wherein V is selected from hydrido, alkyl, haloalkyl, benzyl and phenyl; wherein each of R₁₃ and R₁₄ is a radical independently selected from hydrido, alkyl, alkenyl, alkynyl, cycloalkyl, heteroaryl, heteroarylalkyl and heteroarylcycloalkyl; wherein R₇ is selected from substituted or unsubstituted cyclohexylmethyl and benzyl, either one of which may be substituted with one or more groups selected from alkyl, hydroxy, alkoxy, halo and haloalkyl; wherein R₈ is selected from hydrido, methyl, ethyl, n-propyl, n-butyl, isobutyl, cycloalkyl, cycloalkylalkyl, hydroxyalkyl, alkenyl, fluoroalkenyl and fluoroalkyl; wherein each of R₁₁ and R₁₂ is independently selected from hydrido, alkyl, dialkylamino and phenyl; wherein m is zero or one; wherein n is a number selected from zero through five; wherein p is a number selected from zero through five; and wherein q is a number selected from zero through five; or a pharmaceutically-acceptable salt thereof.

30

3. Compound of Claim 2 wherein A is selected

from oxygen atom, methylene and >NR_{10} with R_{10} selected from hydrido, alkyl and benzyl; wherein each of R_1 and R_9 is independently selected from hydrido, alkyl, alkoxyacyl, haloalkyl, alkoxyacetyl, benzyloxycarbonyl and benzyl, and wherein the nitrogen atom to which R_1 and R_9 are attached may be combined with oxygen to form an N-oxide; wherein each of R_2 , R_4 and R_6 is independently selected from hydrido and alkyl; wherein R_3 is selected from benzyl, phenethyl, cyclohexylmethyl, phenpropyl, pyrrolidinyl, piperidinyl, pyrrolidinylmethyl, piperidinylmethyl, pyrazolemethyl, pyrazoleethyl, pyridylmethyl, pyridylethyl, thiazolemethyl, thiazoleethyl, imidazolemethyl, imidazoleethyl, thienylmethyl, thienylethyl, thiazolylcyclopropyl, imidazolecyclopropyl, thienylcyclopropyl, furanylmethyl, furanylethyl, oxazolemethyl, oxazoleethyl, isoxazolemethyl, isoxazoleethyl, pyridazinemethyl, pyridazineethyl, pyrazinemethyl and pyrazineethyl; wherein R_5 is selected from



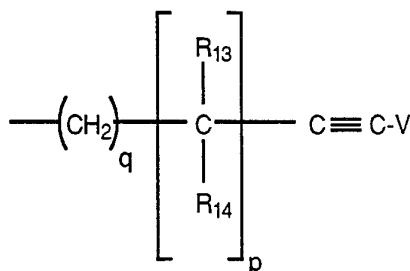
wherein V is selected from hydrido, alkyl and haloalkyl; wherein each of R_{13} and R_{14} is a radical independently selected from hydrido, alkyl, alkenyl, alkynyl, thiazole and thiazolemethyl; wherein R_7 is cyclohexylmethyl; wherein R_8 is selected from ethyl, n-propyl, isobutyl, cycloalkyl, cycloalkylalkyl, alkenyl, fluoroalkenyl and perfluoropropyl; wherein each of R_{11} and R_{12} is independently selected from hydrido, alkyl, dialkylamino and phenyl; wherein m is zero or one; wherein n is a

number selected from zero through five; wherein p is a number selected from zero through five; and wherein q is a number selected from zero through five; or a pharmaceutically-acceptable salt thereof.

5

4. Compound of Claim 3 wherein A is selected from CO and SO₂; wherein X is selected from oxygen atom, methylene and >NR_{10} with R₁₀ selected from hydrido and methyl; wherein each of R₁ and R₉ is independently selected from hydrido, lower alkyl, alkoxyacyl, alkoxyacetyl, benzyloxyacetyl, haloalkyl and benzyl, and wherein the nitrogen atom to which R₁ and R₉ are attached may be combined with oxygen to form an N-oxide; wherein R₂ is selected from hydrido, methyl, ethyl and isopropyl; wherein R₃ is selected from benzyl, phenethyl, cyclohexylmethyl, pyrrolidinyl, piperidinyl, pyrrolidinylmethyl, piperidinylmethyl, pyrazolemethyl, pyrazoleethyl, pyridylmethyl, pyridylethyl, thiazolemethyl, thiazoleethyl, imidazolemethyl, imidazoleethyl, thienylmethyl, thienylethyl, thiazolylcyclopropyl, imidazolecyclopropyl, thienylcyclopropyl, furanylmethyl, furanylethyl, oxazolemethyl, oxazoleethyl, isoxazolemethyl, isoxazoleethyl, pyridazinemethyl, pyridazineethyl, pyrazinemethyl and pyrazineethyl; wherein each of R₄ and R₆ is independently selected from hydrido and methyl; wherein R₅ is selected from

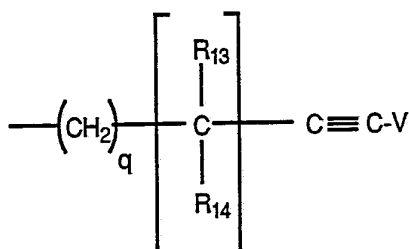
30



wherein V is selected from hydrido, alkyl and trifluoromethyl; wherein each of R₁₃ and R₁₄ is a

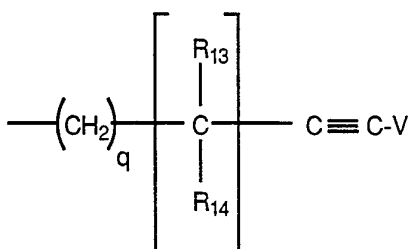
alkynyl; wherein R7 is cyclohexylmethyl; wherein R8 is independently selected from ethyl, n-propyl, isobutyl, cyclopropyl, cyclobutyl, cyclopentyl, cyclohexyl, cyclopropylmethyl, cyclobutylmethyl, cyclopentylmethyl, cyclopentylethyl, cyclohexylmethyl, cyclohexylethyl, allyl, vinyl and fluorovinyl; wherein each of R11 and R12 is independently selected from hydrido, alkyl, dialkylamino and phenyl; wherein m is zero; wherein n is a number selected from zero through five; wherein p is a number selected from zero through five; and wherein q is a number selected from zero through five; or a pharmaceutically-acceptable salt thereof.

5. Compound of Claim 4 wherein A is selected from CO and SO₂; wherein X is selected from oxygen atom and methylene; wherein each of R1 and R9 is independently selected from hydrido, methyl, ethyl, n-propyl, isopropyl, benzyl, b, b, b-trifluoroethyl, t-butyloxycarbonyl and methoxymethylcarbonyl, and wherein the nitrogen atom to which R1 and R9 are attached may be combined with oxygen to form an N-oxide; wherein R2 is selected from hydrido, methyl, ethyl and isopropyl; wherein R3 is selected from benzyl, cyclohexylmethyl, phenethyl, pyrazolemethyl, pyrazoleethyl, pyridylmethyl, pyridylethyl, thiazolemethyl, thiazoleethyl, imidazolemethyl, imidazoleethyl, thienylmethyl, thienylethyl, furanylmethyl, furanylethyl, oxazolemethyl, oxazoleethyl, isoxazolemethyl, isoxazoleethyl, pyridazinemethyl, pyridazineethyl, pyrazinemethyl and pyrazineethyl; wherein R5 is selected from



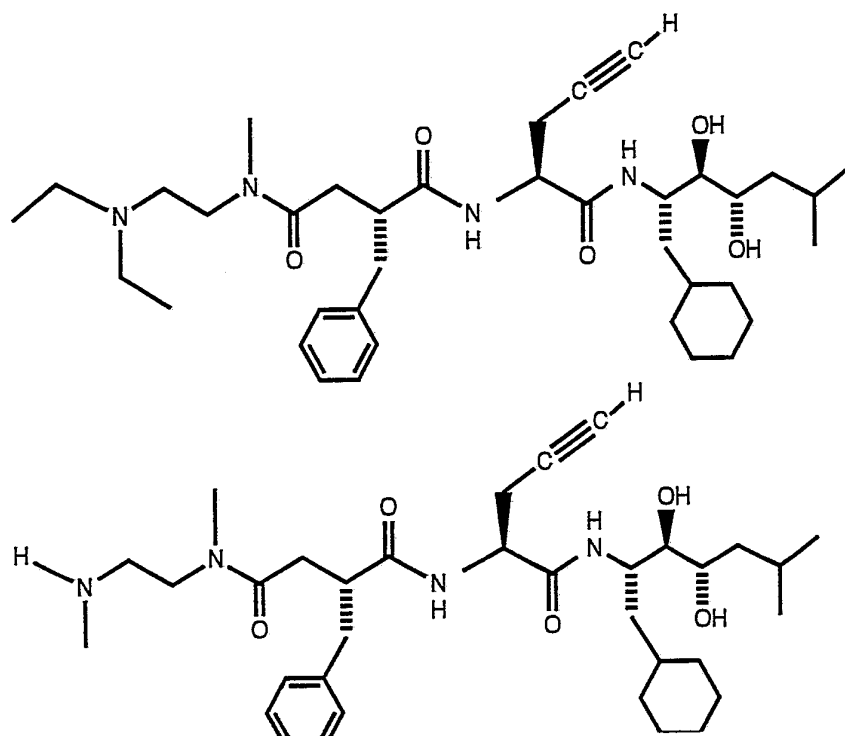
wherein V is selected from hydrido, alkyl and trifluoromethyl; wherein each of R₁₃ and R₁₄ is a radical independently selected from hydrido, methyl, ethyl, propyl and ethynyl; wherein R₇ is cyclohexylmethyl; wherein each of R₄ and R₆ is independently selected from hydrido and methyl; wherein R₈ is selected from ethyl, n-propyl, isobutyl, cyclopropyl, cyclobutyl, cyclopentyl, cyclohexyl, cyclopropylmethyl, cyclohexylmethyl, cyclohexylethyl, fluorovinyl, allyl and vinyl; wherein each of R₁₁ and R₁₂ is independently selected from hydrido, alkyl, dialkylamino and phenyl; wherein m is zero; wherein n is a number selected from zero through five; wherein p is a number selected from zero through five; and wherein q is a number selected from zero through five; or a pharmaceutically-acceptable salt thereof.

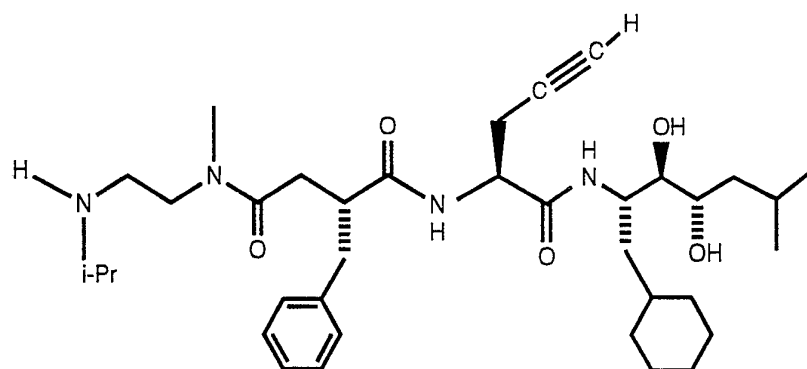
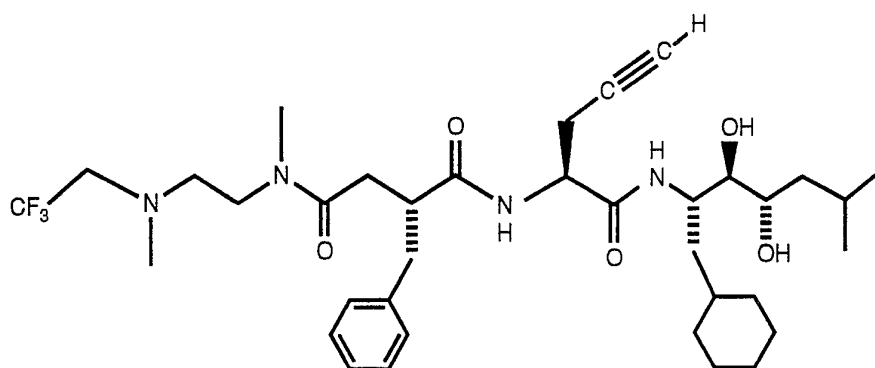
6. Compound of Claim 5 wherein A is selected from CO and SO₂; wherein X is selected from oxygen atom and methylene; wherein each of R₁ and R₉ is a group independently selected from hydrido, methyl, ethyl, n-propyl, isopropyl, benzyl, b, b, b-trifluoroethyl, t-butyloxycarbonyl and methoxymethylcarbonyl, and wherein the nitrogen atom to which R₁ and R₉ are attached may be combined with oxygen to form an N-oxide; wherein R₂ is selected from hydrido, methyl, ethyl and isopropyl; wherein R₃ is selected from benzyl, cyclohexylmethyl, phenethyl, imidazolemethyl, pyridylmethyl and 2-pyridylethyl; wherein R₅ is selected from



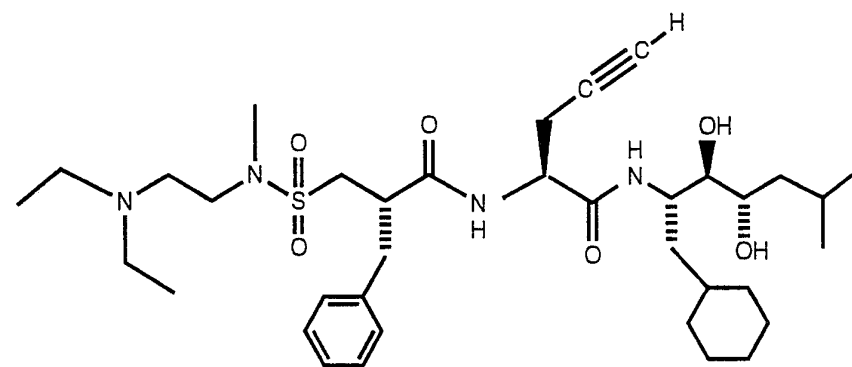
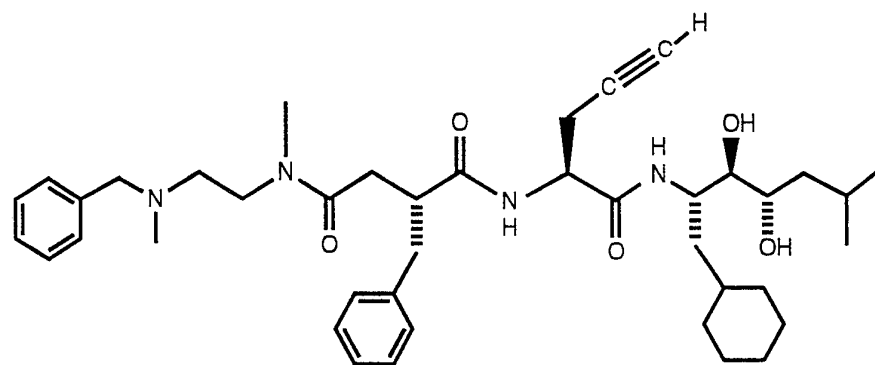
wherein V is selected from hydrido, alkyl and trifluoromethyl; wherein each of R₁₃ and R₁₄ is a radical independently selected from hydrido, methyl and ethynyl; wherein R₇ is cyclohexylmethyl; wherein each of R₄ and R₆ is independently selected from hydrido and methyl; wherein R₈ is selected from ethyl, n-propyl, isobutyl, cyclopropyl, cyclobutyl, cyclopentyl, cyclohexyl, cyclopropylmethyl, cyclohexylmethyl, cyclohexylethyl, allyl, vinyl and fluorovinyl; wherein each of R₁₁ and R₁₂ is independently selected from hydrido, alkyl and phenyl; wherein m is zero; wherein n is a number selected from zero through three; wherein p is a number selected from one through three; and wherein q is zero or one; or a pharmaceutically-acceptable salt thereof.

7. Compound of Claim 6 selected from compounds, their tautomers, and the pharmaceutically-acceptable esters and salts thereof, of the group consisting of

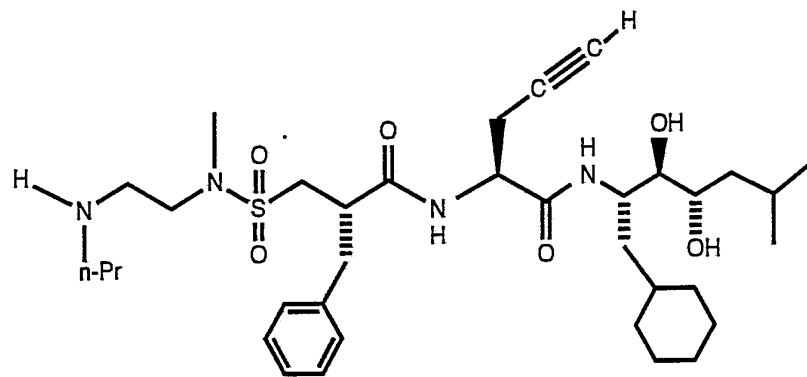
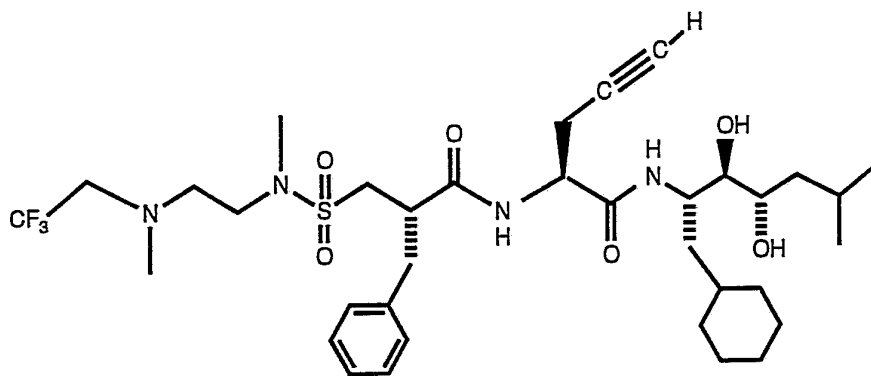
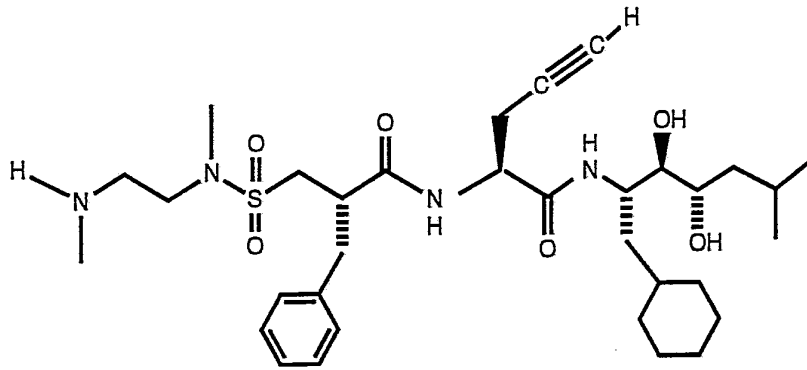




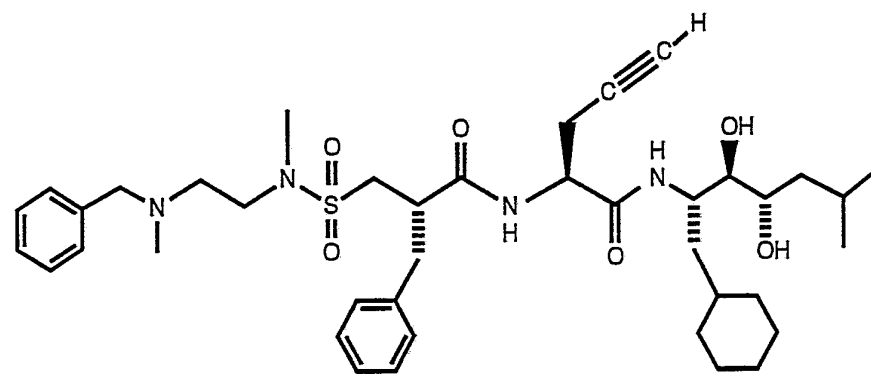
5

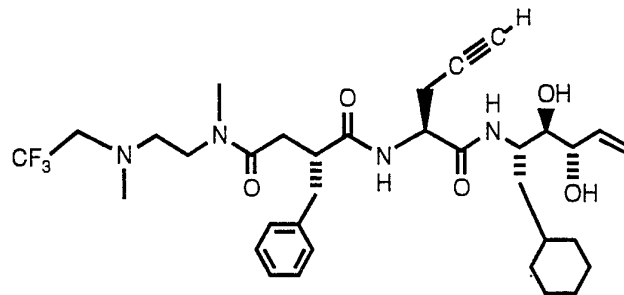
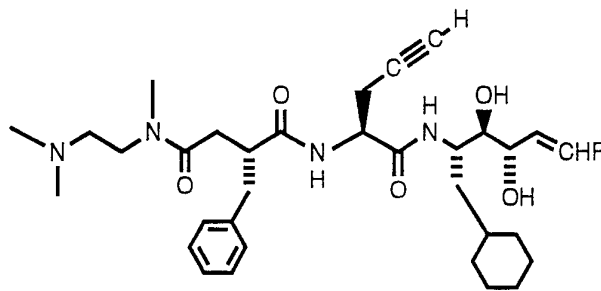
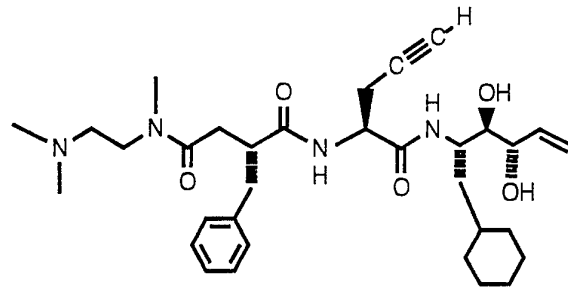


10

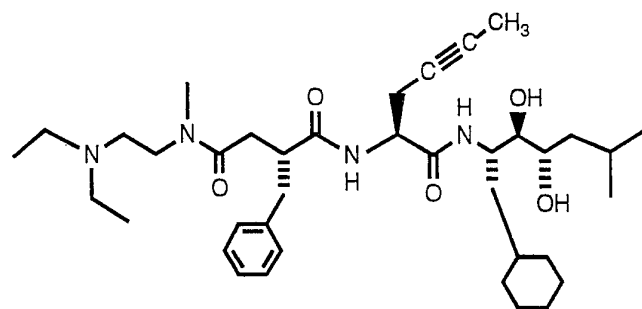
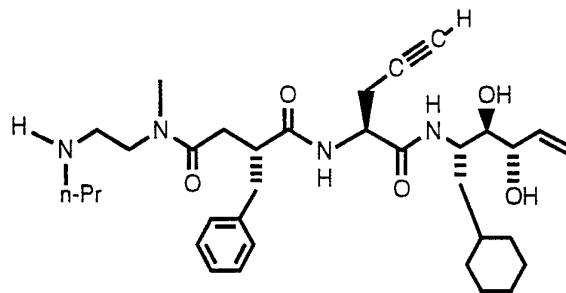


5

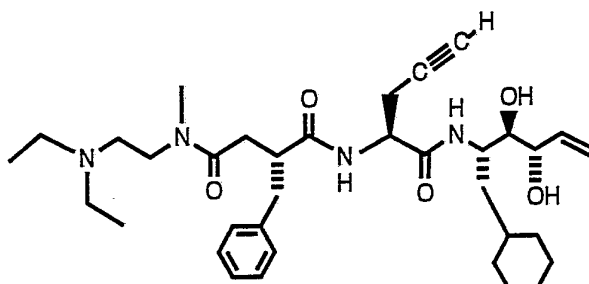
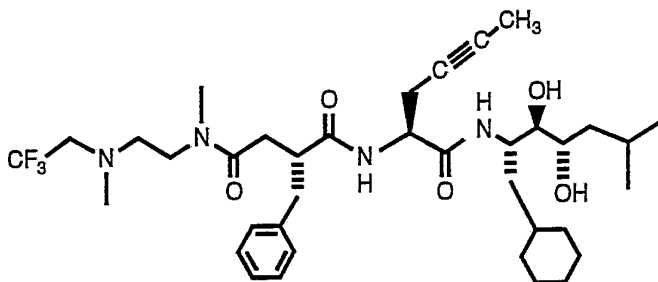
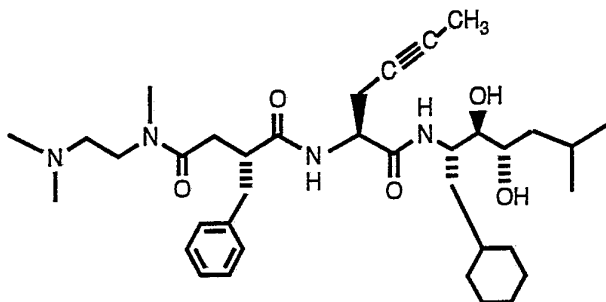




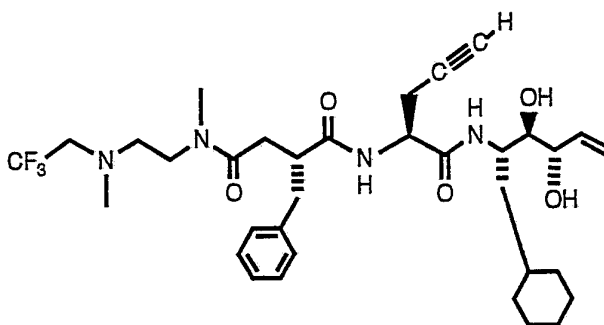
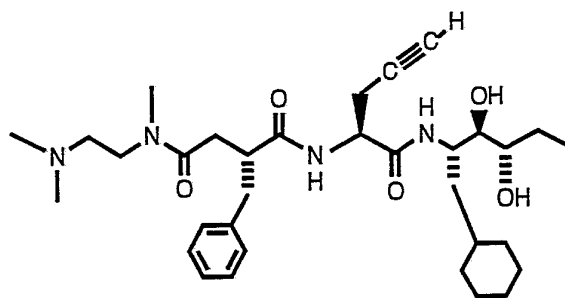
5



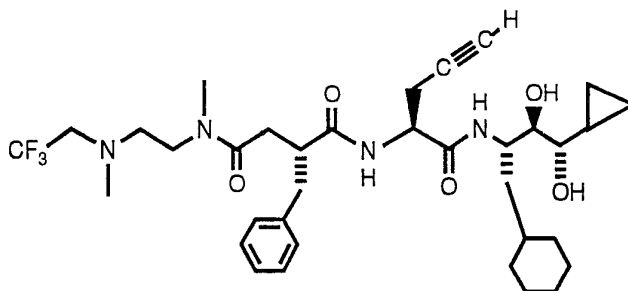
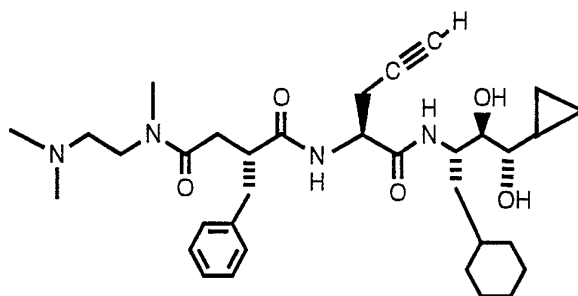
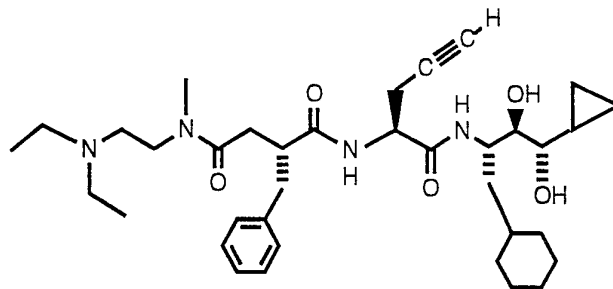
10



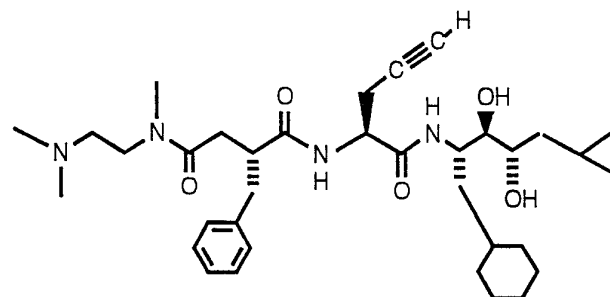
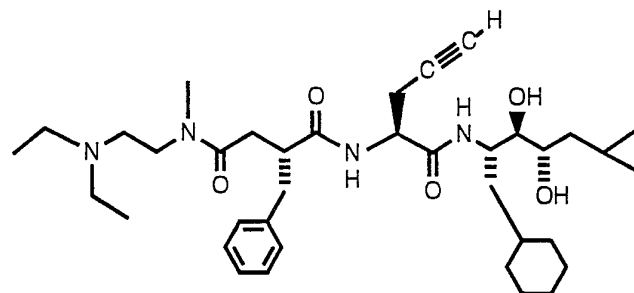
5



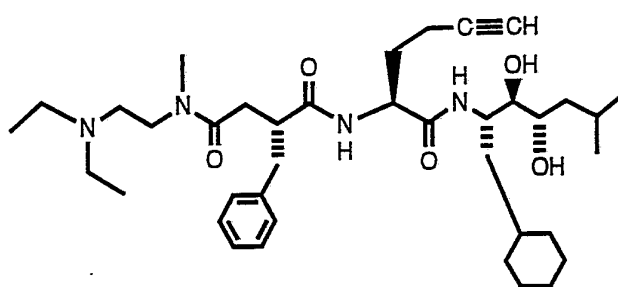
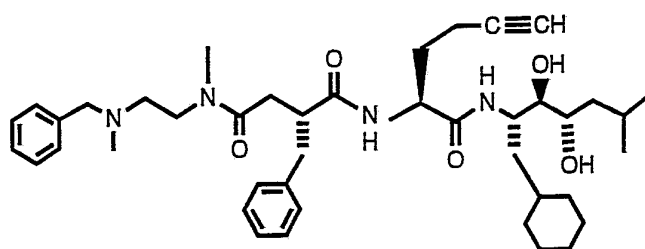
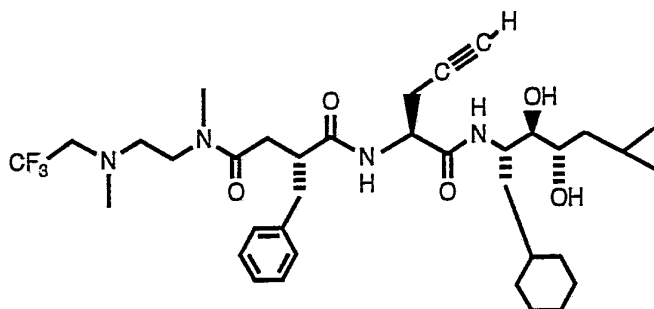
10



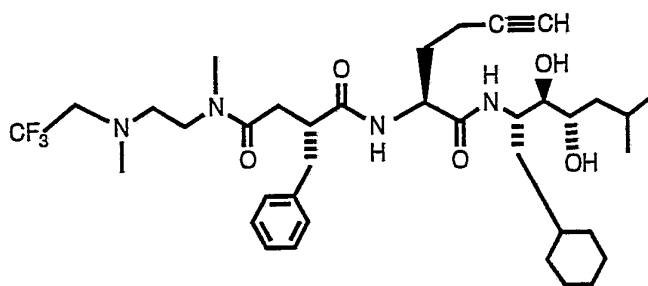
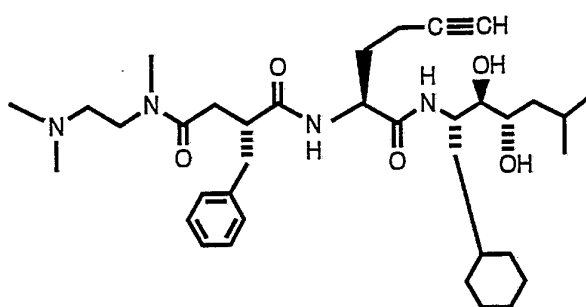
5



10

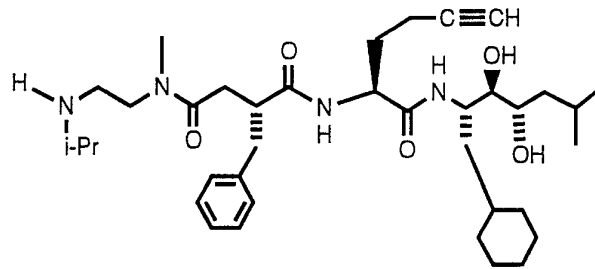


5



and

10

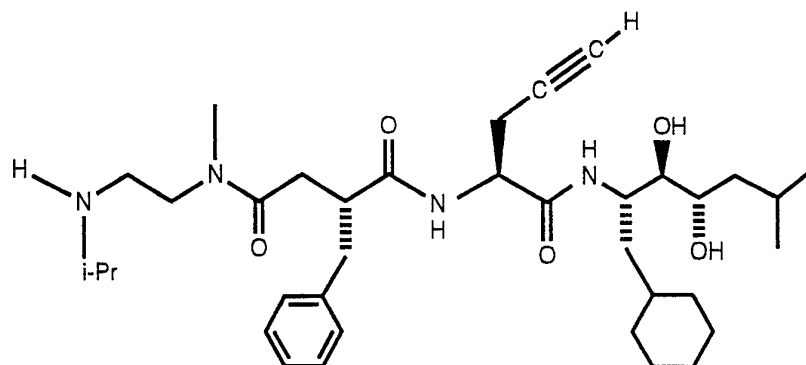


8. Compound of Claim 6 which is N1-[1R*-
 [[1S,1R*-(cyclohexylmethyl)-2S*,3R*-dihydroxy-5-
 5 methylhexyl]amino]carbonyl]-3-butynyl]-N4-[2-
 (dimethylamino)ethyl]-N4-methyl-2S*-(
 phenylmethyl)butanediamide or a pharmaceutically-
 acceptable salt thereof.

10 9. Compound of Claim 6 which is [1R*-[
 [[1R*-[[[1S,1R*-(cyclohexylmethyl)-2S*,3R*-dihydroxy-5-
 methylhexyl]amino]carbonyl]-3-butynyl]amino]carbonyl]-2-
 phenylethyl][2-(dimethylamino)ethyl]methylcarbamate or a
 pharmaceutically-acceptable salt thereof.

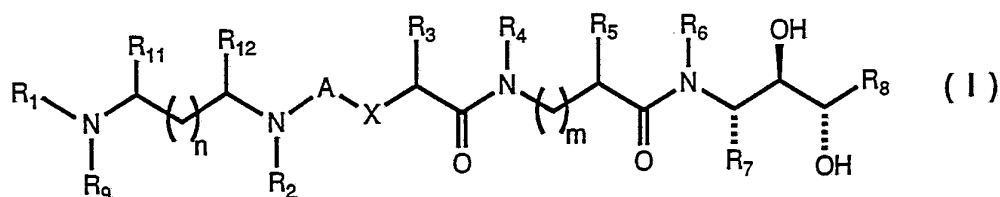
15 10. Compound of Claim 6 which is [1R*-[
 [[1R*-[[[1S,1R*-(cyclohexylmethyl)-2S*,3R*-dihydroxy-5-
 methylhexyl]amino]carbonyl]-3-butynyl]amino]carbonyl]-2-
 phenylethyl][2-(dimethylamino)ethyl]methylcarbamate or
 20 a pharmaceutically-acceptable salt thereof.

11. Compound of Claim 6 which is



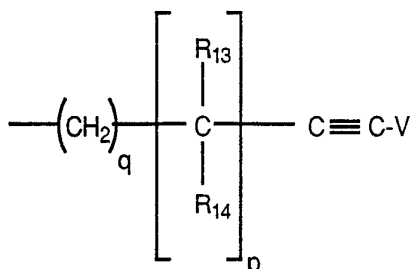
25 or a pharmaceutically-acceptable salt thereof.

12. A pharmaceutical composition comprising a therapeutically-effective amount of a renin-inhibiting compound and a pharmaceutically-acceptable carrier or diluent, said renin-inhibiting compound selected from a family of compounds of Formula I:



10 wherein A is selected from methylene, CO, SO and SO₂;
 wherein X is selected from oxygen atom, methylene and
 >NR_{10} with R₁₀ selected from hydrido, alkyl and benzyl;
 wherein each of R₁ and R₉ is a group independently
 selected from hydrido, alkyl, cycloalkyl, alkoxyacyl,
 15 haloalkyl, alkoxy carbonyl, benzyloxycarbonyl,
 loweralkanoyl, haloalkylacyl, phenyl, benzyl, naphthyl,
 and naphthylmethyl, any one of which groups having a
 substitutable position may be optionally substituted
 with one or more radicals selected from alkyl, alkoxy,
 20 alkenyl, alkynyl, halo, haloalkyl, cyano and phenyl, and
 wherein the nitrogen atom to which R₁ and R₉ are
 attached may be combined with oxygen to form an N-oxide;
 wherein R₂ is selected from hydrido, alkyl,
 dialkylaminoalkyl, alkylacylaminoalkyl, benzyl and
 25 cycloalkyl; wherein R₃ is selected from alkyl,
 cycloalkylalkyl, acylaminoalkyl, phenylalkyl,
 naphthylmethyl, aryl, heterocyclicalkyl and
 heterocycliccycloalkyl, wherein the cyclic portion of
 any of said phenylalkyl, naphthylmethyl, aryl,
 30 heterocyclicalkyl and heterocycliccycloalkyl groups may
 be substituted by one or more radicals selected from
 halo, hydroxy, alkoxy and alkyl; wherein each of R₄ and

R₆ is independently selected from hydrido, alkyl, benzyl and cycloalkyl; wherein R₅ is selected from



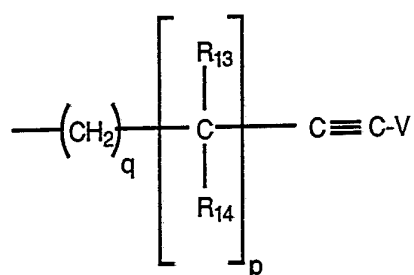
5

wherein V is selected from hydrido, alkyl, cycloalkyl, haloalkyl, benzyl and phenyl; wherein each of R₁₃ and R₁₄ is a radical independently selected from hydrido, alkyl, alkenyl, alkynyl, cycloalkyl, phenyl,

10 heterocyclic, heterocyclicalkyl and heterocycliccycloalkyl; wherein R₇ is selected from substituted or unsubstituted alkyl, cycloalkyl, phenyl, cycloalkylalkyl and phenylalkyl, any one of which may be substituted with one or more groups selected from alkyl, 15 hydroxy, alkoxy, halo, haloalkyl, alkenyl, alkynyl and cyano; wherein R₈ is selected from hydrido, alkyl, haloalkyl, alkylcycloalkyl, cycloalkyl, cycloalkylalkyl, hydroxyalkyl, alkenyl, alkylcycloalkenyl and alkoxy carbonyl; wherein each of R₁₁ and R₁₂ is 20 independently selected from hydrido, alkyl, haloalkyl, dialkylamino and phenyl; and wherein m is zero or one; wherein n is a number selected from zero through five; wherein p is a number selected from zero through five; and wherein q is a number selected from zero through 25 five; or a pharmaceutically-acceptable salt thereof.

13. The composition of Claim 12 wherein A is selected from methylene, CO, SO and SO₂; wherein X is selected from oxygen atom, methylene and >NR_{10} with R₁₀ 30 selected from hydrido, alkyl and benzyl; wherein each of R₁ and R₉ is independently selected from hydrido, lower alkyl, haloalkyl, cycloalkyl, alkoxy carbonyl,

benzyloxycarbonyl, loweralkanoyl, alkoxyacyl, phenyl and benzyl, and wherein the nitrogen atom to which R₁ and R₉ are attached may be combined with oxygen to form an N-oxide; wherein each of R₂, R₄ and R₆ is independently selected from hydrido and alkyl; wherein R₃ is selected from phenylalkyl, naphthylmethyl, cyclohexylalkyl, cyclopentylalkyl, heteroarylalkyl and heteroarylcycloalkyl; wherein R₅ is selected from

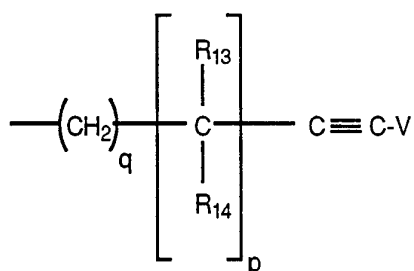


10

wherein V is selected from hydrido, alkyl, haloalkyl, benzyl and phenyl; wherein each of R₁₃ and R₁₄ is a radical independently selected from hydrido, alkyl, alkenyl, alkynyl, cycloalkyl, heteroaryl, heteroarylalkyl and heteroarylcycloalkyl; wherein R₇ is selected from substituted or unsubstituted cyclohexylmethyl and benzyl, either one of which may be substituted with one or more groups selected from alkyl, hydroxy, alkoxy, halo and haloalkyl; wherein R₈ is selected from hydrido, methyl, ethyl, n-propyl, n-butyl, isobutyl, cycloalkyl, cycloalkylalkyl, hydroxyalkyl, alkenyl, fluoroalkenyl and fluoroalkyl; wherein each of R₁₁ and R₁₂ is independently selected from hydrido, alkyl, dialkylamino and phenyl; wherein m is zero or one; wherein n is a number selected from zero through five; wherein p is a number selected from zero through five; and wherein q is a number selected from zero through five; or a pharmaceutically-acceptable salt thereof.

30

14. The composition of Claim 13 wherein A is selected from methylene, CO, SO and SO₂; wherein X is selected from oxygen atom, methylene and >NR_{10} with R₁₀ selected from hydrido, alkyl and benzyl; wherein each of R₁ and R₉ is independently selected from hydrido, alkyl, alkoxyacyl, haloalkyl, alkoxy carbonyl, benzyloxycarbonyl, and benzyl, and wherein the nitrogen atom to which R₁ and R₉ are attached may be combined with oxygen to form an N-oxide; wherein each of R₂, R₄ and R₆ is independently selected from hydrido and alkyl; wherein R₃ is selected from benzyl, phenethyl, cyclohexylmethyl, phenpropyl, pyrrolidinyl, piperidinyl, pyrrolidinylmethyl, piperidinylmethyl, pyrazolemethyl, pyrazoleethyl, pyridylmethyl, pyridylethyl, thiazolemethyl, thiazoleethyl, imidazolemethyl, imidazoleethyl, thienylmethyl, thienylethyl, thiazolylcyclopropyl, imidazolecyclopropyl, thienylcyclopropyl, furanylmethyl, furanylethyl, oxazolemethyl, oxazoleethyl, isoxazolemethyl, isoxazoleethyl, pyridazinemethyl, pyridazineethyl, pyrazinemethyl and pyrazineethyl; wherein R₅ is selected from



25

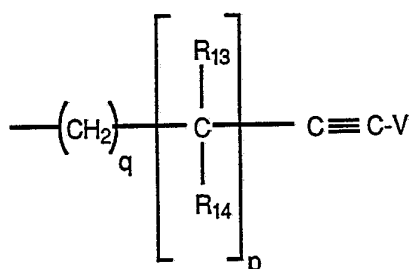
wherein V is selected from hydrido, alkyl and haloalkyl; wherein each of R₁₃ and R₁₄ is a radical independently selected from hydrido, alkyl, alkenyl, alkynyl, thiazole and thiazolemethyl; wherein R₇ is cyclohexylmethyl; wherein R₈ is selected from ethyl, n-propyl, isobutyl, cycloalkyl, cycloalkylalkyl, alkenyl, fluoroalkenyl and perfluoropropyl; wherein each of R₁₁ and R₁₂ is

30

independently selected from hydrido, alkyl, dialkylamino and phenyl; wherein m is zero or one; wherein n is a number selected from zero through five; wherein p is a number selected from zero through five; and wherein q is
 5 a number selected from zero through five; or a pharmaceutically-acceptable salt thereof.

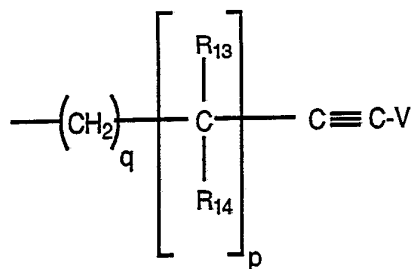
15. The composition of Claim 14 wherein A is selected from CO and SO₂; wherein X is selected from
 10 oxygen atom, methylene and >NR_{10} with R₁₀ selected from hydrido and methyl; wherein each of R₁ and R₉ is independently selected from hydrido, lower alkyl, alkoxyacyl, alkoxyacetyl, benzyloxycarbonyl, haloalkyl and benzyl, and wherein the nitrogen atom to which R₁
 15 and R₉ are attached may be combined with oxygen to form an N-oxide; wherein R₂ is selected from hydrido, methyl, ethyl and isopropyl; wherein R₃ is selected from benzyl, phenethyl, cyclohexylmethyl, pyrrolidinyl, piperidinyl, pyrrolidinylmethyl, piperidinylmethyl, pyrazolemethyl,
 20 pyrazoleethyl, pyridylmethyl, pyridylethyl, thiazolemethyl, thiazoleethyl, imidazolemethyl, imidazoleethyl, thienylmethyl, thienylethyl, thiazolylcyclopropyl, imidazolecyclopropyl, thienylcyclopropyl, furanylmethyl, furanylethyl,
 25 oxazolemethyl, oxazoleethyl, isoxazolemethyl, isoxazoleethyl, pyridazinemethyl, pyridazineethyl, pyrazinemethyl and pyrazineethyl; wherein each of R₄ and R₆ is independently selected from hydrido and methyl; wherein R₅ is selected from

30



wherein V is selected from hydrido, alkyl and trifluoromethyl; wherein each of R₁₃ and R₁₄ is a radical independently selected from hydrido, alkyl and alkynyl; wherein R₇ is cyclohexylmethyl; wherein R₈ is independently selected from ethyl, n-propyl, isobutyl, cyclopropyl, cyclobutyl, cyclopentyl, cyclohexyl, cyclopropylmethyl, cyclobutylmethyl, cyclopentylmethyl, cyclopentylethyl, cyclohexylmethyl, cyclohexylethyl, allyl, vinyl and fluorovinyl; wherein each of R₁₁ and R₁₂ is independently selected from hydrido, alkyl, dialkylamino and phenyl; wherein m is zero; wherein n is a number selected from zero through five; wherein p is a number selected from zero through five; and wherein q is a number selected from zero through five; or a pharmaceutically-acceptable salt thereof.

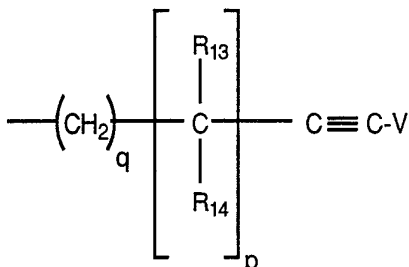
16. The composition of Claim 15 wherein A is selected from CO and SO₂; wherein X is selected from oxygen atom and methylene; wherein each of R₁ and R₉ is independently selected from hydrido, methyl, ethyl, n-propyl, isopropyl, benzyl, b, b, b-trifluoroethyl, t-butyloxycarbonyl and methoxymethylcarbonyl, and wherein the nitrogen atom to which R₁ and R₉ are attached may be combined with oxygen to form an N-oxide; wherein R₂ is selected from hydrido, methyl, ethyl and isopropyl; wherein R₃ is selected from benzyl, cyclohexylmethyl, phenethyl, pyrazolemethyl, pyrazoleethyl, pyridylmethyl, pyridylethyl, thiazolemethyl, thiazoleethyl, imidazolemethyl, imidazoleethyl, thienylmethyl, thienylethyl, furanylmethyl, furanylethyl, oxazolemethyl, oxazoleethyl, isoxazolemethyl, isoxazoleethyl, pyridazinemethyl, pyridazineethyl, pyrazinemethyl and pyrazineethyl; wherein R₅ is selected from



wherein V is selected from hydrido, alkyl and trifluoromethyl; wherein each of R₁₃ and R₁₄ is a radical independently selected from hydrido, methyl, ethyl, propyl and ethynyl; wherein R₇ is cyclohexylmethyl; wherein each of R₄ and R₆ is independently selected from hydrido and methyl; wherein R₈ is selected from ethyl, n-propyl, isobutyl, cyclopropyl, cyclobutyl, cyclopentyl, cyclohexyl, cyclopropylmethyl, cyclohexylmethyl, cyclohexylethyl, fluorovinyl, allyl and vinyl; wherein each of R₁₁ and R₁₂ is independently selected from hydrido, alkyl, dialkylamino and phenyl; wherein m is zero; wherein n is a number selected from zero through five; wherein p is a number selected from zero through five; and wherein q is a number selected from zero through five; or a pharmaceutically-acceptable salt thereof.

17. The composition of Claim 16 wherein A is selected from CO and SO₂; wherein X is selected from oxygen atom and methylene; wherein each of R₁ and R₉ is a group independently selected from hydrido, methyl, ethyl, n-propyl, isopropyl, benzyl, b, b, b-trifluoroethyl, t-butyloxycarbonyl and methoxymethylcarbonyl, and wherein the nitrogen atom to which R₁ and R₉ are attached may be combined with oxygen to form an N-oxide; wherein R₂ is selected from hydrido, methyl, ethyl and isopropyl; wherein R₃ is selected from benzyl, cyclohexylmethyl, phenethyl, imidazolemethyl,

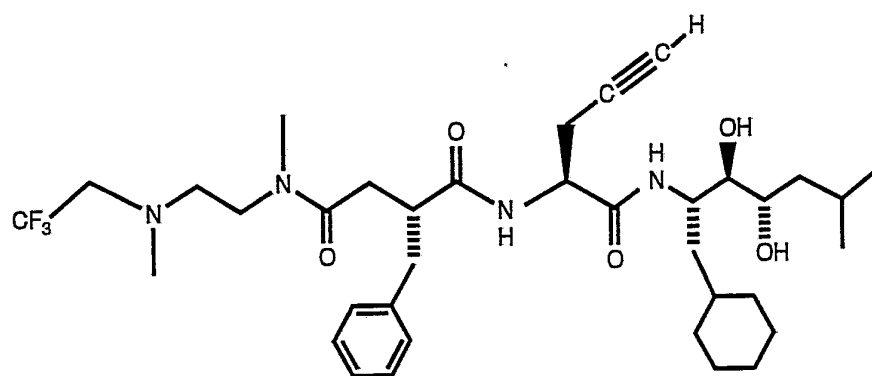
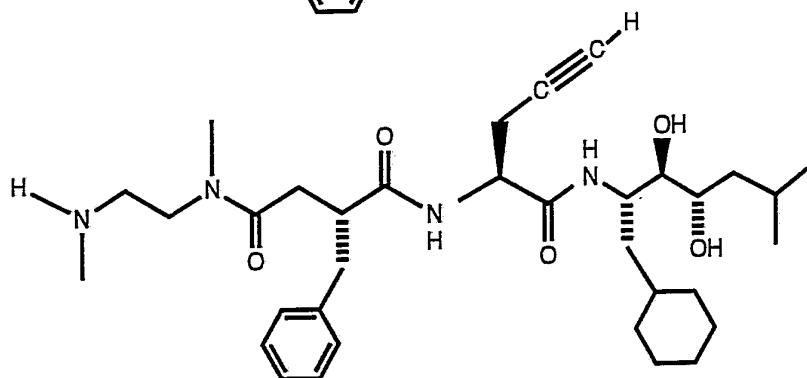
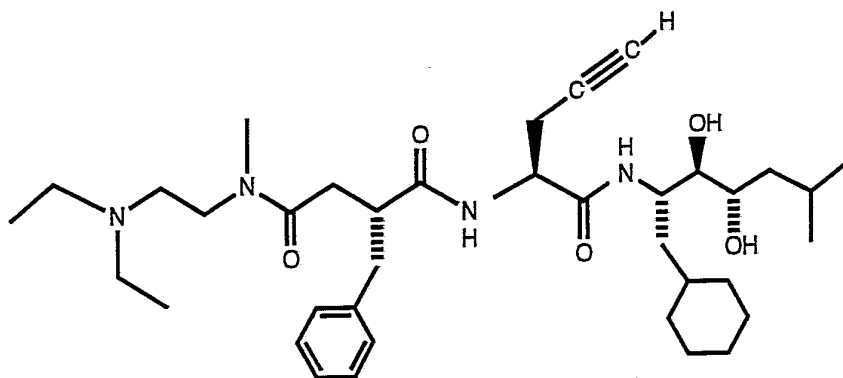
pyridylmethyl and 2-pyridylethyl; wherein R5 is selected from



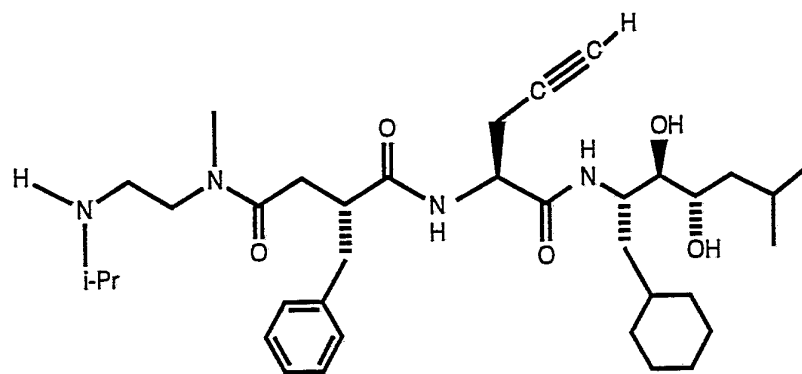
5

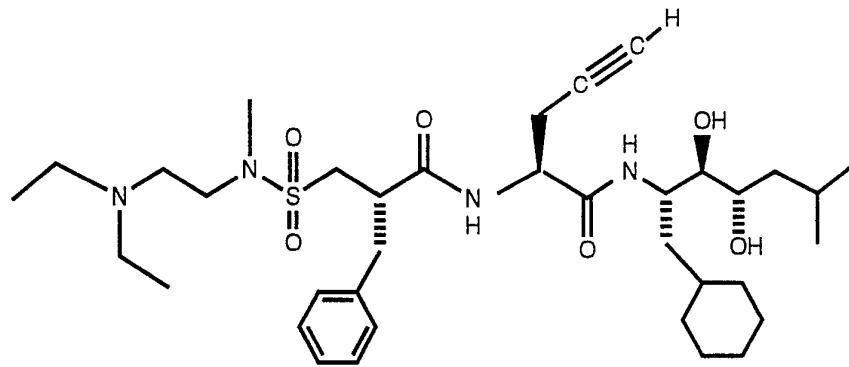
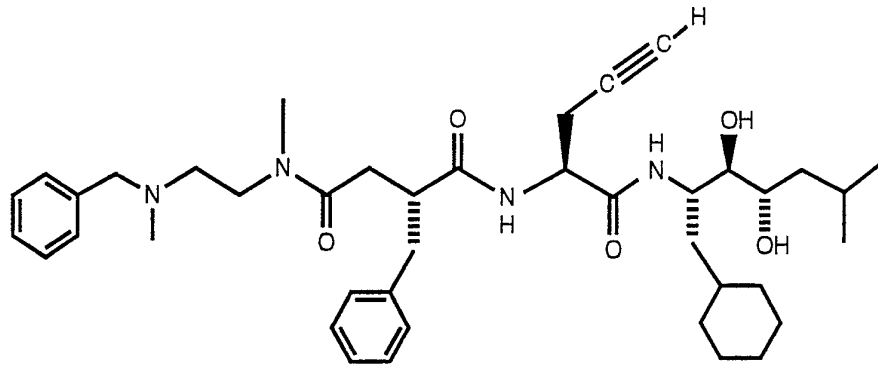
wherein V is selected from hydrido, alkyl and trifluoromethyl; wherein each of R13 and R14 is a radical independently selected from hydrido, methyl and ethynyl; wherein R7 is cyclohexylmethyl; wherein each of
 10 R4 and R6 is independently selected from hydrido and methyl; wherein R8 is selected from ethyl, n-propyl, isobutyl, cyclopropyl, cyclobutyl, cyclopentyl, cyclohexyl, cyclopropylmethyl, cyclohexylmethyl, cyclohexylethyl, allyl, vinyl and fluorovinyl; wherein
 15 each of R11 and R12 is independently selected from hydrido, alkyl and phenyl; wherein m is zero; wherein n is a number selected from zero through three; wherein p is a number selected from one through three; and wherein q is zero or one; or a pharmaceutically-acceptable salt
 20 thereof.

18. The composition of Claim 17 wherein said renin-inhibiting compound is selected from compounds, their tautomers, and the pharmaceutically-acceptable
 25 esters and salts thereof, of the group consisting of

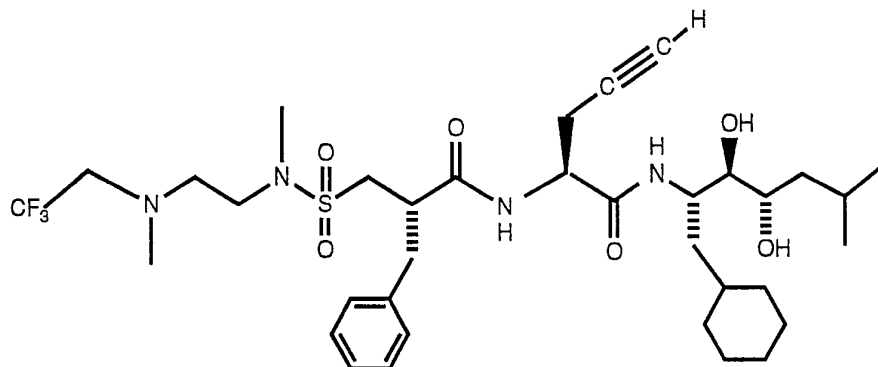
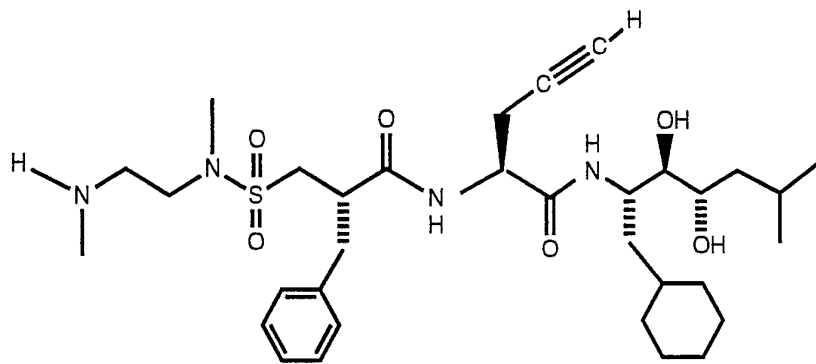


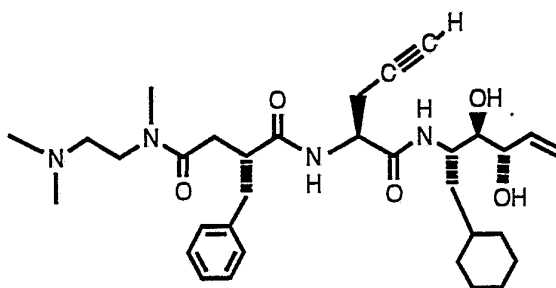
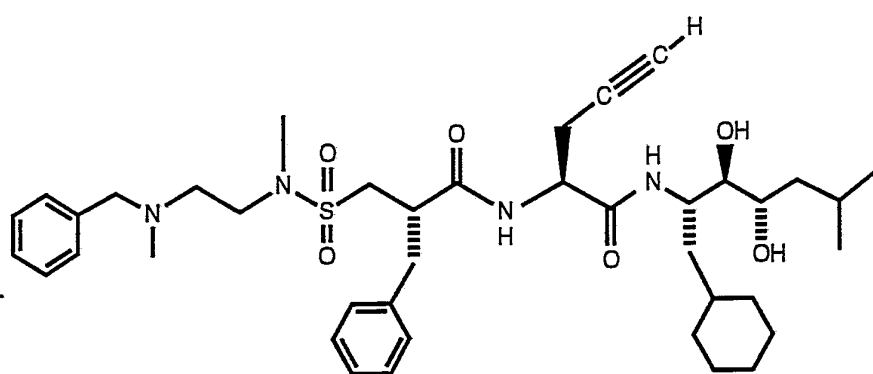
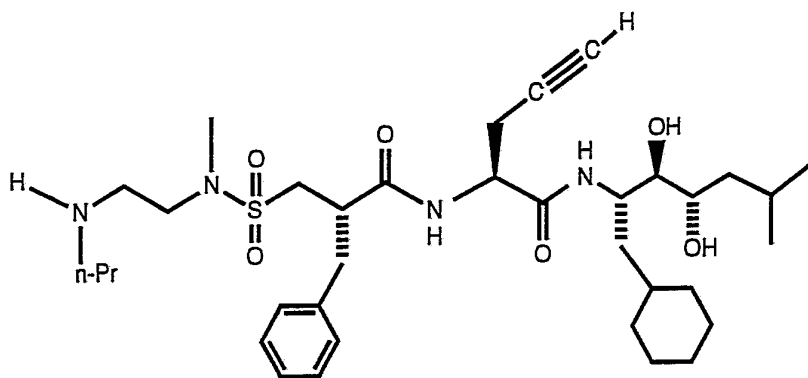
5



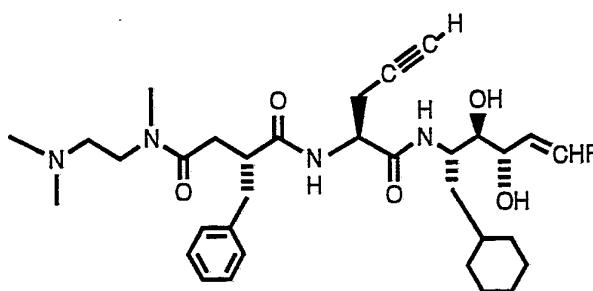


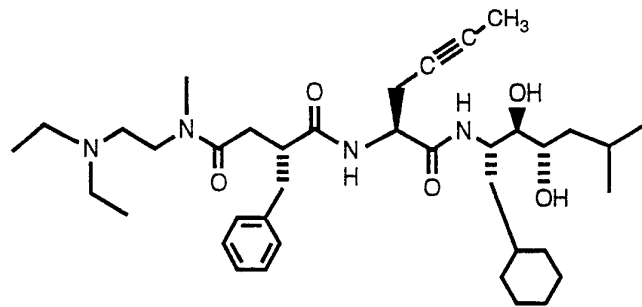
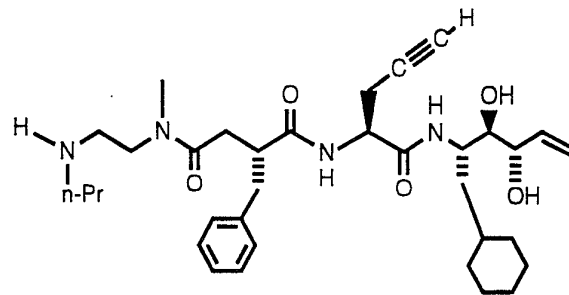
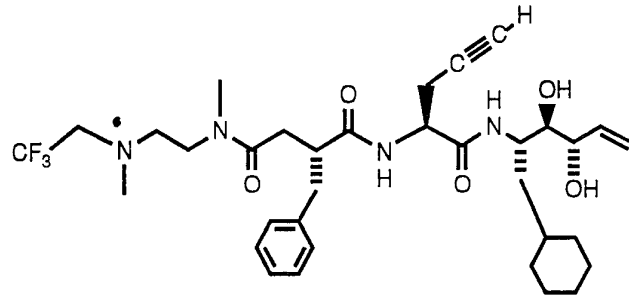
5



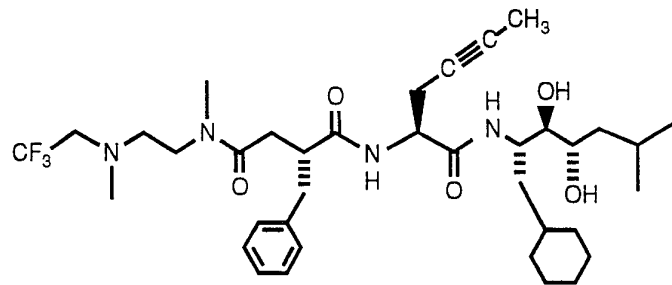
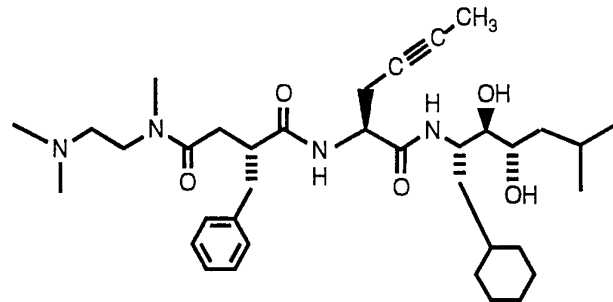


5

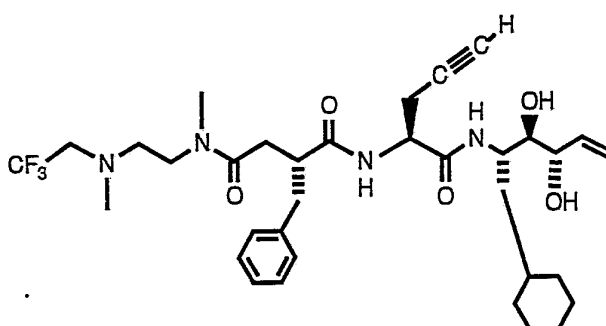
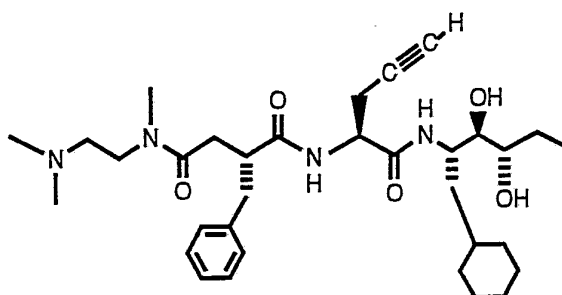
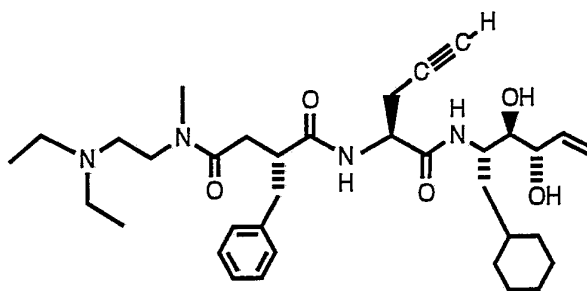




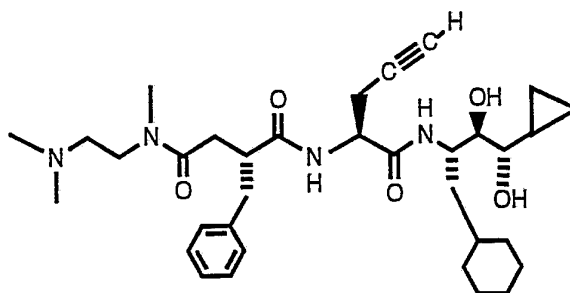
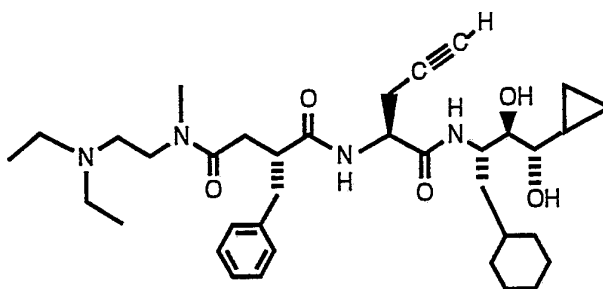
5



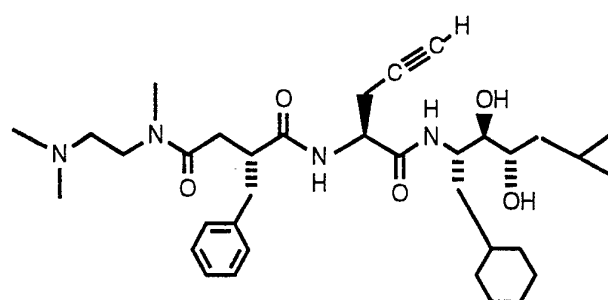
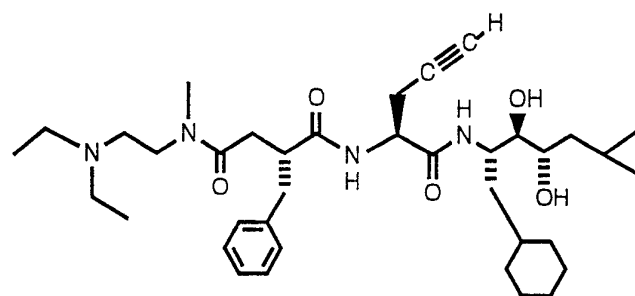
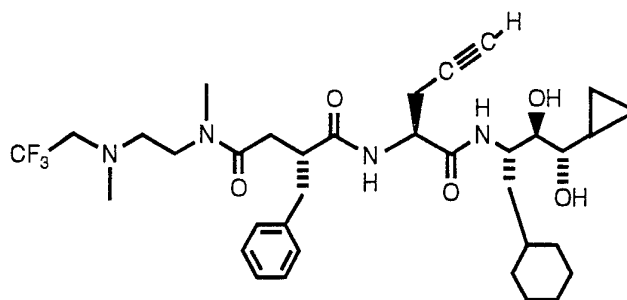
10



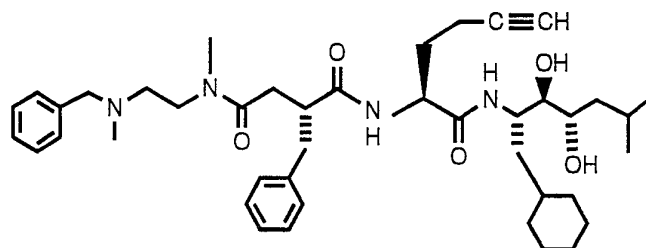
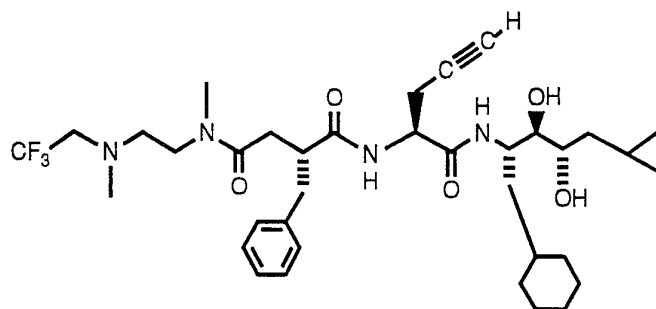
5



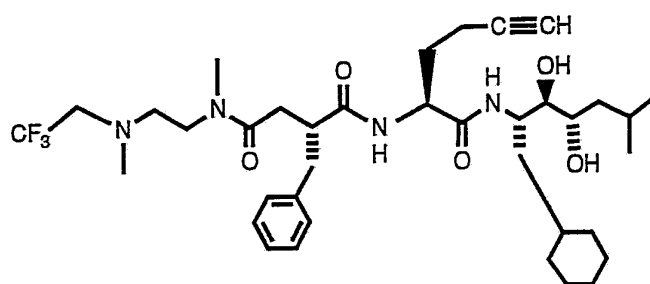
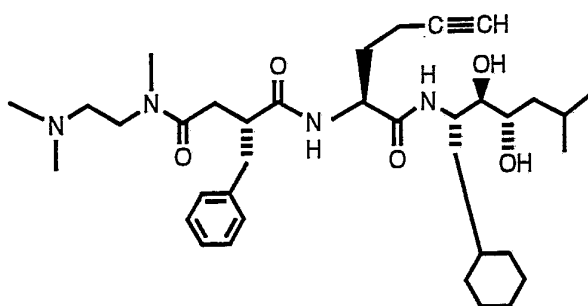
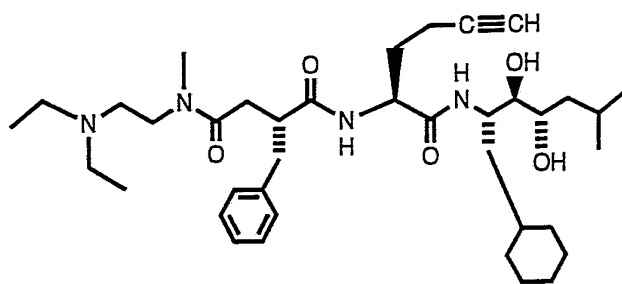
10



5

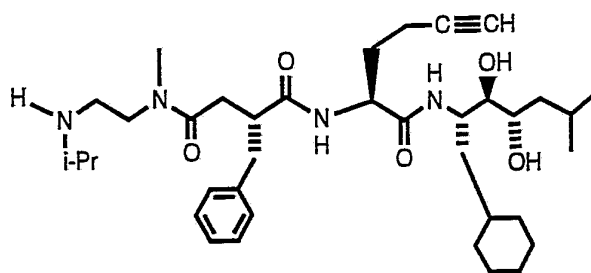


10



5

and



19. The composition of Claim 17 wherein said renin-inhibiting compound is N1-[1R*-[[[1S,1R*-(cyclohexylmethyl)-2S*,3R*-dihydroxy-5-methylhexyl]amino]carbonyl]-3-butynyl]-N4-[2-(dimethylamino)ethyl]-N4-methyl-2S*-(phenylmethyl)butanediamide or a pharmaceutically-acceptable salt thereof.

20. The composition of Claim 17 wherein said renin-inhibiting compound is [1R*-[[[1R*-[[[1S,1R*-(cyclohexylmethyl)-2S*,3R*-dihydroxy-5-methylhexyl]amino]carbonyl]-3-butynyl]amino]carbonyl]-2-phenylethyl][2-(dimethylamino)ethyl]methylcarbamate or a pharmaceutically-acceptable salt thereof.

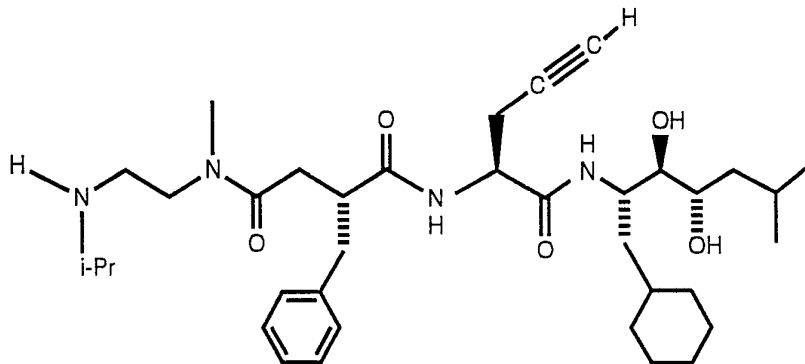
15

21. The composition of Claim 17 wherein said renin-inhibiting compound is [1R*-[[[1-[[[1S,1R*-(cyclohexylmethyl)-2S*,3R*-dihydroxy-5-methylhexyl]amino]carbonyl]-3-butynyl]amino]carbonyl]-2-phenylethyl][2-(dimethylamino)ethyl]methylcarbamate or a pharmaceutically-acceptable salt thereof.

20

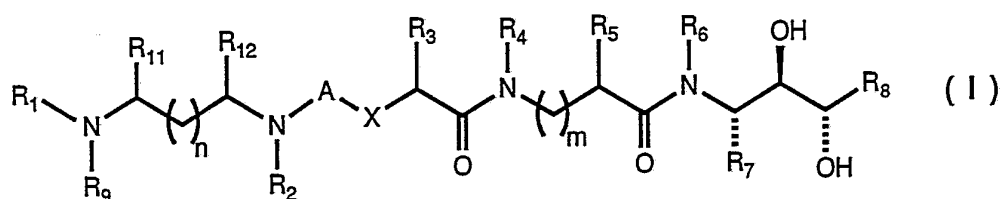
22. The composition of Claim 17 wherein said renin-inhibiting compound is

25



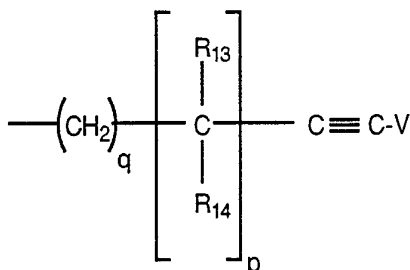
or a pharmaceutically-acceptable salt thereof.

23. A therapeutic method for treating a circulatory disorder or a circulatory-related disorder, said method comprising administering to a subject susceptible to or afflicted with such disorder a therapeutically-effective amount of an active compound of Formula I:



10 wherein A is selected from methylene, CO, SO and SO₂;
 wherein X is selected from oxygen atom, methylene and
 >NR_{10} with R₁₀ selected from hydrido, alkyl and benzyl;
 wherein each of R₁ and R₉ is a group independently
 selected from hydrido, alkyl, cycloalkyl, alkoxyacyl,
 15 haloalkyl, alkoxyacetyl, benzyloxyacetyl,
 loweralkanoyl, haloalkylacyl, phenyl, benzyl, naphthyl,
 and naphthylmethyl, any one of which groups having a
 substitutable position may be optionally substituted
 with one or more radicals selected from alkyl, alkoxy,
 20 alkenyl, alkynyl, halo, haloalkyl, cyano and phenyl, and
 wherein the nitrogen atom to which R₁ and R₉ are
 attached may be combined with oxygen to form an N-oxide;
 wherein R₂ is selected from hydrido, alkyl,
 dialkylaminoalkyl, alkylacylaminoalkyl, benzyl and
 25 cycloalkyl; wherein R₃ is selected from alkyl,
 cycloalkylalkyl, acylaminoalkyl, phenylalkyl,
 naphthylmethyl, aryl, heterocyclicalkyl and
 heterocycliccycloalkyl, wherein the cyclic portion of
 any of said phenylalkyl, naphthylmethyl, aryl,
 30 heterocyclicalkyl and heterocycliccycloalkyl groups may
 be substituted by one or more radicals selected from
 halo, hydroxy, alkoxy and alkyl; wherein each of R₄ and

R₆ is independently selected from hydrido, alkyl, benzyl and cycloalkyl; wherein R₅ is selected from



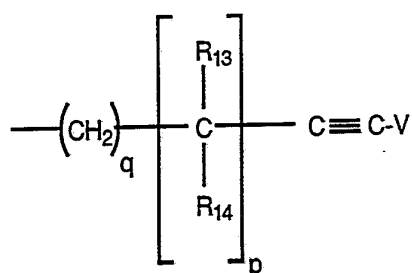
5

wherein V is selected from hydrido, alkyl, cycloalkyl, haloalkyl, benzyl and phenyl; wherein each of R₁₃ and R₁₄ is a radical independently selected from hydrido, alkyl, alkenyl, alkynyl, cycloalkyl, phenyl, heterocyclic, heterocyclicalkyl and heterocycliccycloalkyl; wherein R₇ is selected from substituted or unsubstituted alkyl, cycloalkyl, phenyl, cycloalkylalkyl and phenylalkyl, any one of which may be substituted with one or more groups selected from alkyl, hydroxy, alkoxy, halo, haloalkyl, alkenyl, alkynyl and cyano; wherein R₈ is selected from hydrido, alkyl, haloalkyl, alkylcycloalkyl, cycloalkyl, cycloalkylalkyl, hydroxyalkyl, alkenyl, alkylcycloalkenyl and alkoxyalkyl; wherein each of R₁₁ and R₁₂ is independently selected from hydrido, alkyl, haloalkyl, dialkylamino and phenyl; and wherein m is zero or one; wherein n is a number selected from zero through five; wherein p is a number selected from zero through five; and wherein q is a number selected from zero through five; or a pharmaceutically-acceptable salt thereof.

24. The method of Claim 23 wherein A is selected from methylene, CO, SO and SO₂; wherein X is selected from oxygen atom, methylene and >NR_{10} with R₁₀ selected from hydrido, alkyl and benzyl; wherein each of R₁ and R₉ is independently selected from hydrido, lower alkyl, haloalkyl, cycloalkyl, alkoxyalkyl,

30

benzyloxycarbonyl, loweralkanoyl, alkoxyacyl, phenyl and benzyl, and wherein the nitrogen atom to which R₁ and R₉ are attached may be combined with oxygen to form an N-oxide; wherein each of R₂, R₄ and R₆ is independently selected from hydrido and alkyl; wherein R₃ is selected from phenylalkyl, naphthylmethyl, cyclohexylalkyl, cyclopentylalkyl, heteroarylalkyl and heteroarylcycloalkyl; wherein R₅ is selected from



10

wherein V is selected from hydrido, alkyl, haloalkyl, benzyl and phenyl; wherein each of R₁₃ and R₁₄ is a radical independently selected from hydrido, alkyl, alkenyl, alkynyl, cycloalkyl, heteroaryl, heteroarylalkyl and heteroarylcycloalkyl; wherein R₇ is selected from substituted or unsubstituted cyclohexylmethyl and benzyl, either one of which may be substituted with one or more groups selected from alkyl, hydroxy, alkoxy, halo and haloalkyl; wherein R₈ is selected from hydrido, methyl, ethyl, n-propyl, n-butyl, isobutyl, cycloalkyl, cycloalkylalkyl, hydroxyalkyl, alkenyl, fluoroalkenyl and fluoroalkyl; wherein each of R₁₁ and R₁₂ is independently selected from hydrido, alkyl, dialkylamino and phenyl; wherein m is zero or one; wherein n is a number selected from zero through five; wherein p is a number selected from zero through five; and wherein q is a number selected from zero through five; or a pharmaceutically-acceptable salt thereof.

30

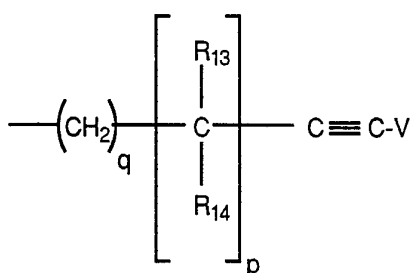
25. The method of Claim 24 wherein A is selected from methylene, CO, SO and SO₂; wherein X is selected from oxygen atom, methylene and >NR_{10} with R₁₀ selected from hydrido, alkyl and benzyl; wherein each of

5 R₁ and R₉ is independently selected from hydrido, alkyl, alkoxyacyl, haloalkyl, alkoxyacetyl, benzyloxyacetyl and benzyl, and wherein the nitrogen atom to which R₁ and R₉ are attached may be combined with oxygen to form an N-oxide; wherein each of R₂, R₄ and R₆ is

10 independently selected from hydrido and alkyl; wherein R₃ is selected from benzyl, phenethyl, cyclohexylmethyl, phenpropyl, pyrrolidinyl, piperidinyl, pyrrolidinylmethyl, piperidinylmethyl, pyrazolemethyl, pyrazoleethyl, pyridylmethyl, pyridylethyl,

15 thiazolemethyl, thiazoleethyl, imidazolemethyl, imidazoleethyl, thienylmethyl, thienylethyl, thiazolylcyclopropyl, imidazolcyclopropyl, thienylcyclopropyl, furanylmethyl, furanylethyl, oxazolemethyl, oxazoleethyl, isoxazolemethyl,

20 isoxazoleethyl, pyridazinemethyl, pyridazineethyl, pyrazinemethyl and pyrazineethyl; wherein R₅ is selected from



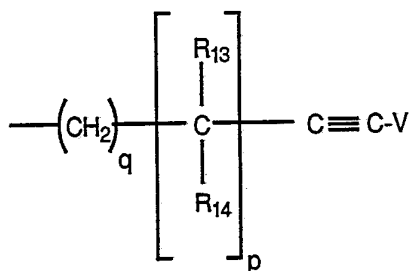
25

wherein V is selected from hydrido, alkyl and haloalkyl; wherein each of R₁₃ and R₁₄ is a radical independently selected from hydrido, alkyl, alkenyl, alkynyl, thiazole and thiazolemethyl; wherein R₇ is cyclohexylmethyl;

30 wherein R₈ is selected from ethyl, n-propyl, isobutyl, cycloalkyl, cycloalkylalkyl, alkenyl, fluoroalkenyl and perfluoropropyl; wherein each of R₁₁ and R₁₂ is

independently selected from hydrido, alkyl, dialkylamino and phenyl; wherein m is zero or one; wherein n is a number selected from zero through five; wherein p is a number selected from zero through five; and wherein q is a number selected from zero through five; or a pharmaceutically-acceptable salt thereof.

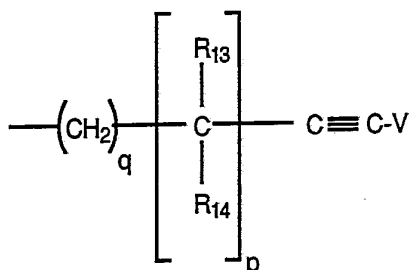
26. The method of Claim 25 wherein A is selected from CO and SO₂; wherein X is selected from oxygen atom, methylene and >NR_{10} with R₁₀ selected from hydrido and methyl; wherein each of R₁ and R₉ is independently selected from hydrido, lower alkyl, alkoxyacyl, alkoxy carbonyl, benzyloxycarbonyl, haloalkyl and benzyl, and wherein the nitrogen atom to which R₁ and R₉ are attached may be combined with oxygen to form an N-oxide; wherein R₂ is selected from hydrido, methyl, ethyl and isopropyl; wherein R₃ is selected from benzyl, phenethyl, cyclohexylmethyl, pyrrolidinyl, piperidinyl, pyrrolidinylmethyl, piperidinylmethyl, pyrazolemethyl, pyrazoleethyl, pyridylmethyl, pyridylethyl, thiazolemethyl, thiazoleethyl, imidazolemethyl, imidazoleethyl, thienylmethyl, thienylethyl, thiazolylcyclopropyl, imidazolecyclopropyl, thienylcyclopropyl, furanylmethyl, furanylethyl, oxazolemethyl, oxazoleethyl, isoxazolemethyl, isoxazoleethyl, pyridazinemethyl, pyridazineethyl, pyrazinemethyl and pyrazineethyl; wherein each of R₄ and R₆ is independently selected from hydrido and methyl; wherein R₅ is selected from



wherein V is selected from hydrido, alkyl and trifluoromethyl; wherein each of R₁₃ and R₁₄ is a radical independently selected from hydrido, alkyl and alkynyl; wherein R₇ is cyclohexylmethyl; wherein R₈ is independently selected from ethyl, n-propyl, isobutyl, cyclopropyl, cyclobutyl, cyclopentyl, cyclohexyl, cyclopropylmethyl, cyclobutylmethyl, cyclopentylmethyl, cyclopentylethyl, cyclohexylmethyl, cyclohexylethyl, allyl, vinyl and fluorovinyl; wherein each of R₁₁ and R₁₂ is independently selected from hydrido, alkyl, dialkylamino and phenyl; wherein m is zero; wherein n is a number selected from zero through five; wherein p is a number selected from zero through five; and wherein q is a number selected from zero through five; or a pharmaceutically-acceptable salt thereof.

27. The method of Claim 26 wherein A is selected from CO and SO₂; wherein X is selected from oxygen atom and methylene; wherein each of R₁ and R₉ is independently selected from hydrido, methyl, ethyl, n-propyl, isopropyl, benzyl, b, b, b-trifluoroethyl, t-butyloxycarbonyl and methoxymethylcarbonyl, and wherein the nitrogen atom to which R₁ and R₉ are attached may be combined with oxygen to form an N-oxide; wherein R₂ is selected from hydrido, methyl, ethyl and isopropyl; wherein R₃ is selected from benzyl, cyclohexylmethyl, phenethyl, pyrazolemethyl, pyrazoleethyl, pyridylmethyl, pyridylethyl, thiazolemethyl, thiazoleethyl, imidazolemethyl, imidazoleethyl, thienylmethyl, thienylethyl, furanylmethyl, furanylethyl, oxazolemethyl, oxazoleethyl, isoxazolemethyl,

isoxazoleethyl, pyridazinemethyl, pyridazineethyl, pyrazinemethyl and pyrazineethyl; wherein R₅ is selected from



5

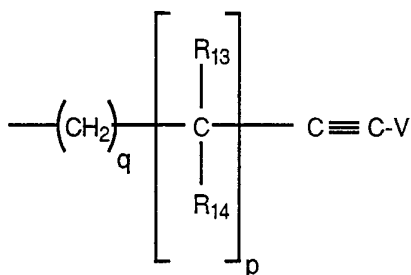
wherein V is selected from hydrido, alkyl and trifluoromethyl; wherein each of R₁₃ and R₁₄ is a radical independently selected from hydrido, methyl, ethyl, propyl and ethynyl; wherein R₇ is cyclohexylmethyl; wherein each of R₄ and R₆ is independently selected from hydrido and methyl; wherein R₈ is selected from ethyl, n-propyl, isobutyl, cyclopropyl, cyclobutyl, cyclopentyl, cyclohexyl, cyclopropylmethyl, cyclohexylmethyl, cyclohexylethyl, fluorovinyl, allyl and vinyl; wherein each of R₁₁ and R₁₂ is independently selected from hydrido, alkyl, dialkylamino and phenyl; wherein m is zero; wherein n is a number selected from zero through five; wherein p is a number selected from zero through five; and wherein q is a number selected from zero through five; or a pharmaceutically-acceptable salt thereof.

28. The method of Claim 27 wherein A is selected from CO and SO₂; wherein X is selected from oxygen atom and methylene; wherein each of R₁ and R₉ is a group independently selected from hydrido, methyl, ethyl, n-propyl, isopropyl, benzyl, b, b, b-trifluoroethyl, t-butyloxycarbonyl and methoxymethylcarbonyl, and wherein the nitrogen atom to which R₁ and R₉ are attached may be combined with oxygen to form an N-oxide; wherein R₂ is selected from hydrido,

30

methyl, ethyl and isopropyl; wherein R₃ is selected from benzyl, cyclohexylmethyl, phenethyl, imidazolemethyl, pyridylmethyl and 2-pyridylethyl; wherein R₅ is selected from

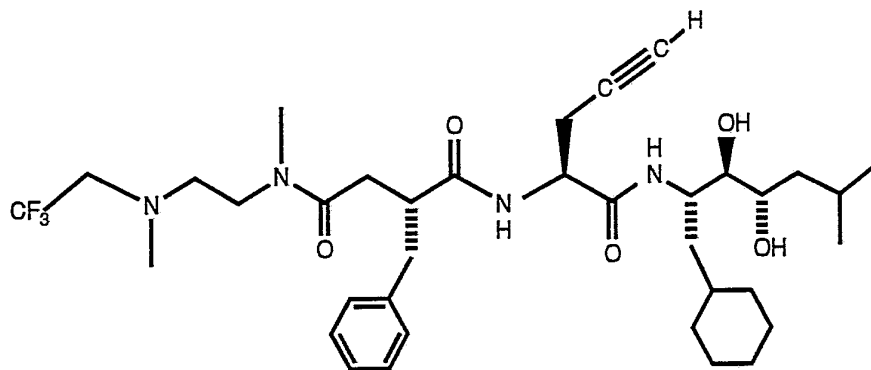
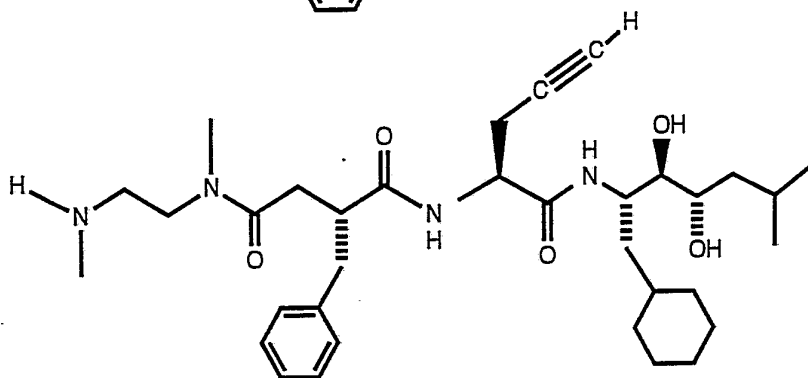
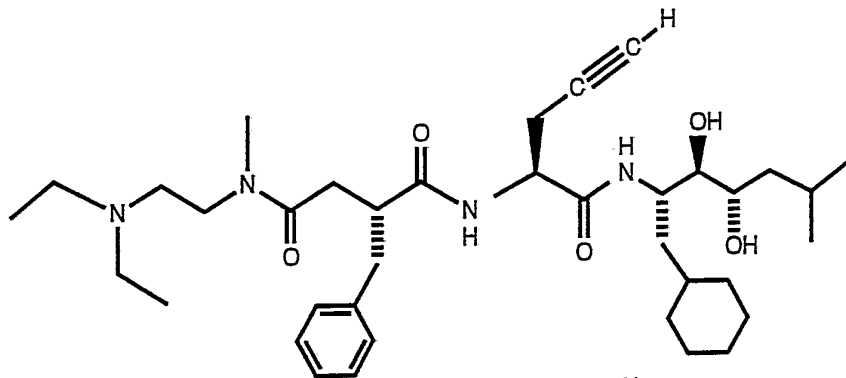
5



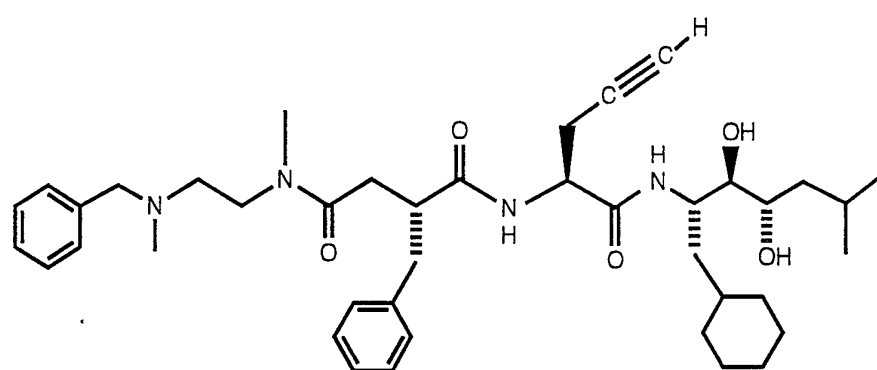
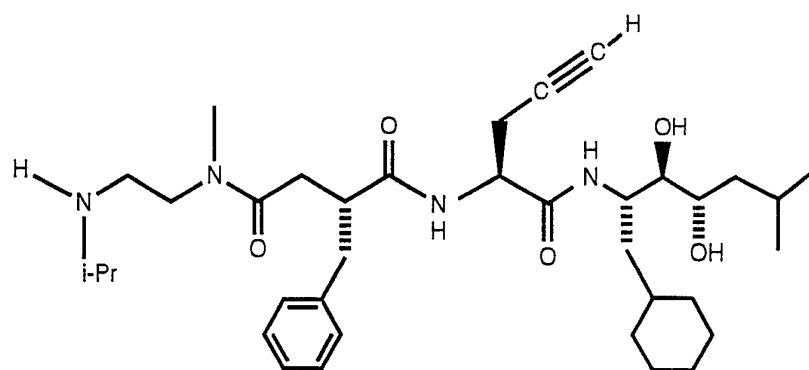
wherein V is selected from hydrido, alkyl and trifluoromethyl; wherein each of R₁₃ and R₁₄ is a
 10 radical independently selected from hydrido, methyl and ethynyl; wherein R₇ is cyclohexylmethyl; wherein each of R₄ and R₆ is independently selected from hydrido and methyl; wherein R₈ is selected from ethyl, n-propyl, isobutyl, cyclopropyl, cyclobutyl, cyclopentyl,
 15 cyclohexyl, cyclopropylmethyl, cyclohexylmethyl, cyclohexylethyl, allyl, vinyl and fluorovinyl; wherein each of R₁₁ and R₁₂ is independently selected from hydrido, alkyl and phenyl; wherein m is zero; wherein n is a number selected from zero through three; wherein p
 20 is a number selected from one through three; and wherein q is zero or one; or a pharmaceutically-acceptable salt thereof.

29. The method of Claim 28 wherein said compound is selected from compounds, their tautomers, and the pharmaceutically-acceptable esters and salts thereof, of the group consisting of

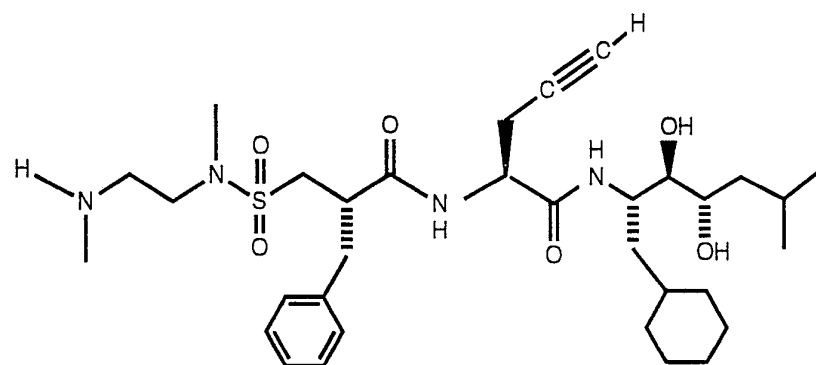
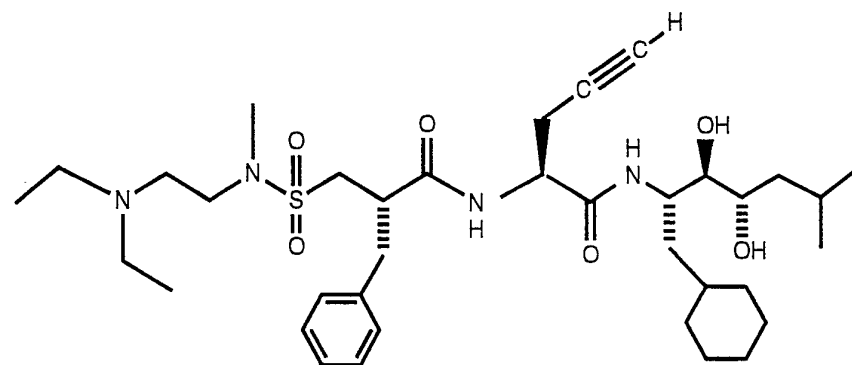
5

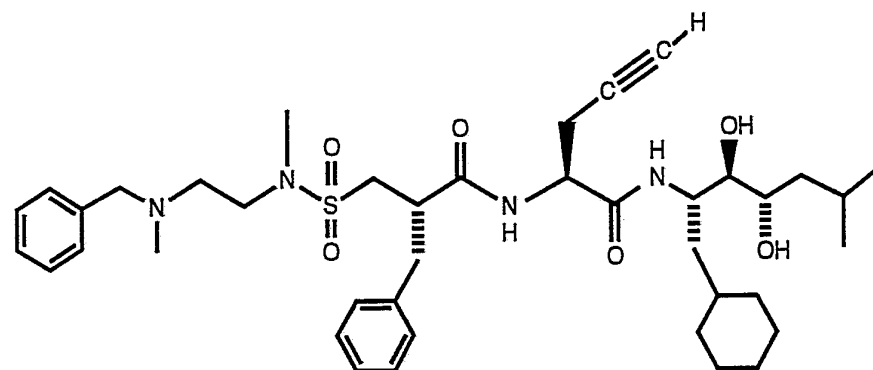
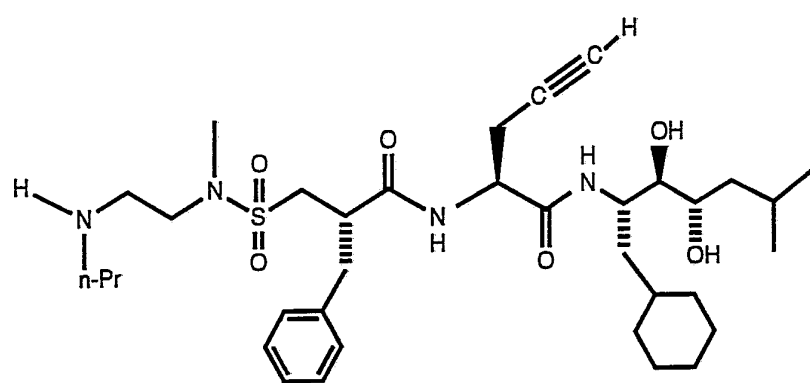
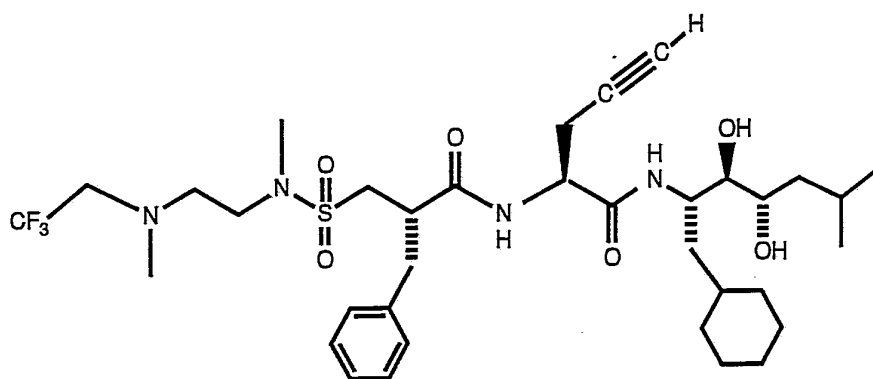


10

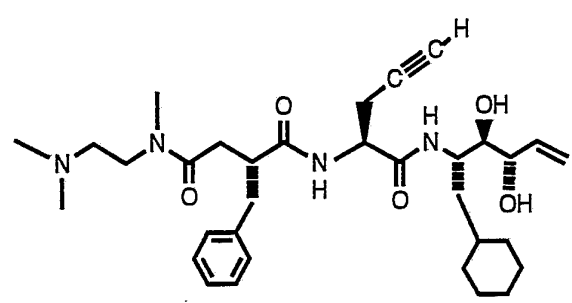


5

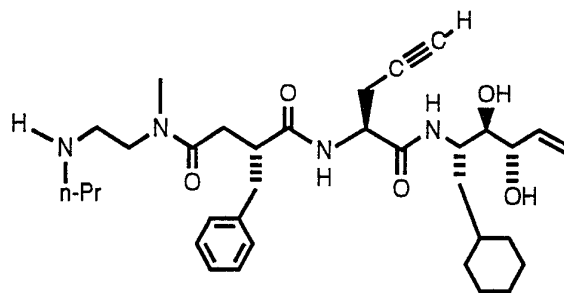
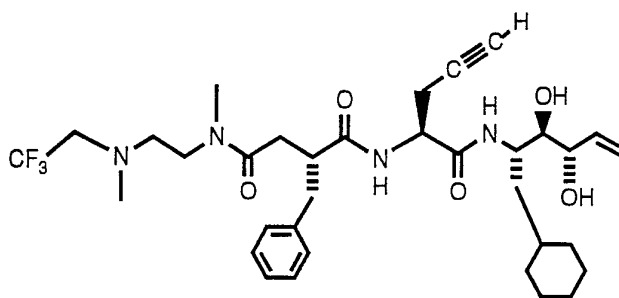
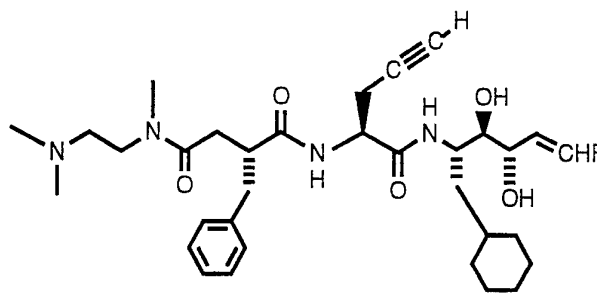




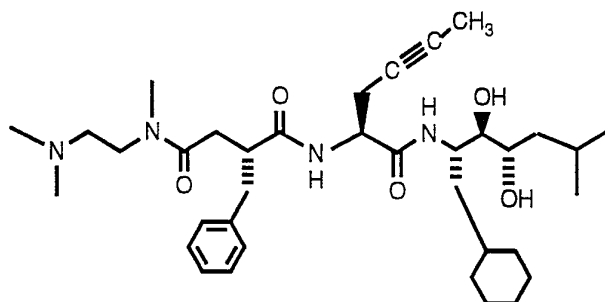
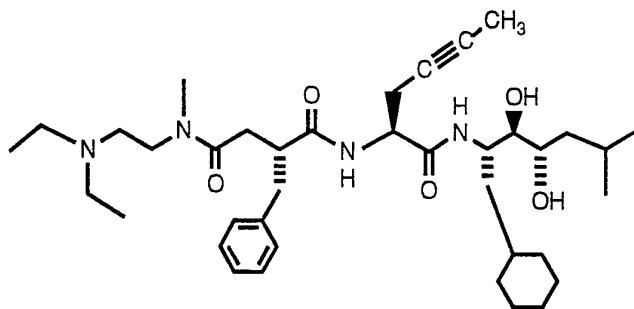
5



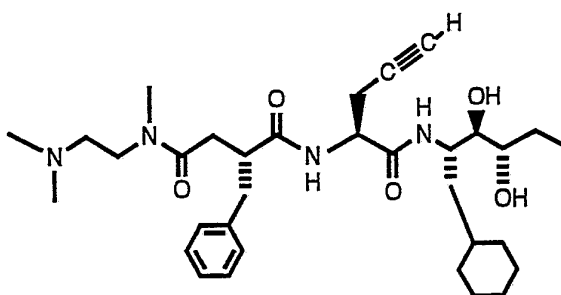
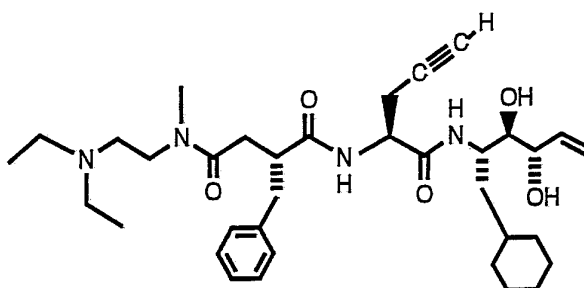
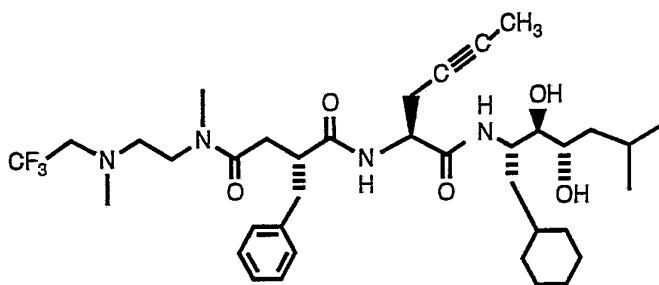
111



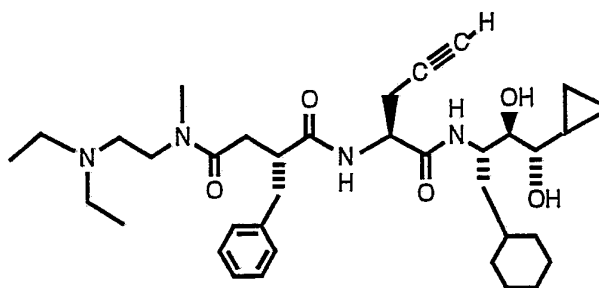
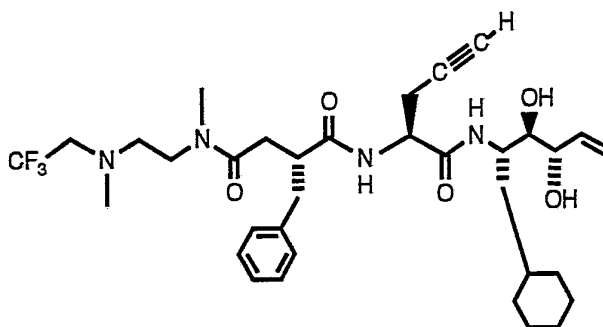
5



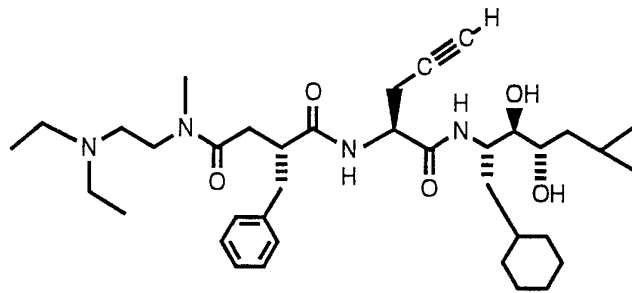
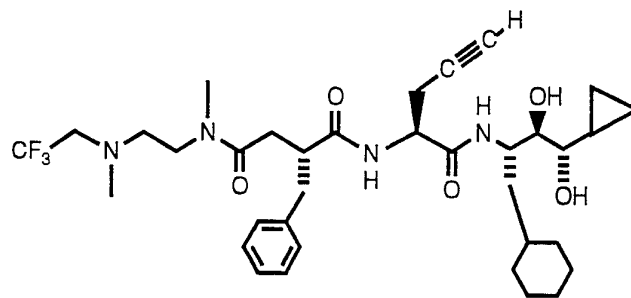
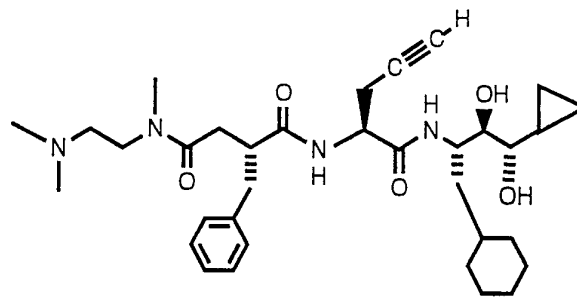
10



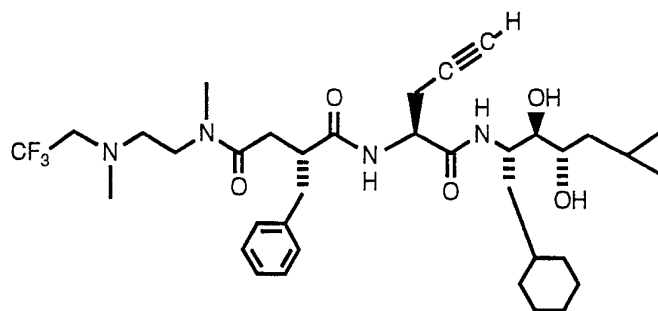
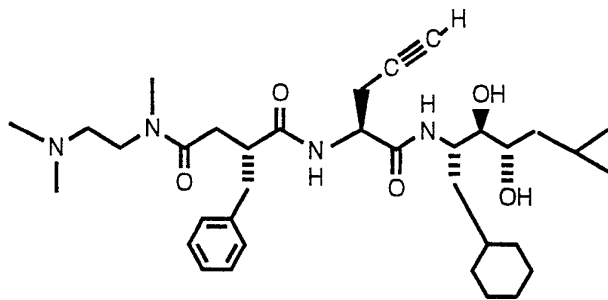
5



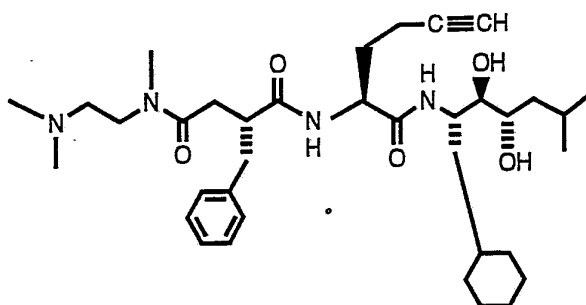
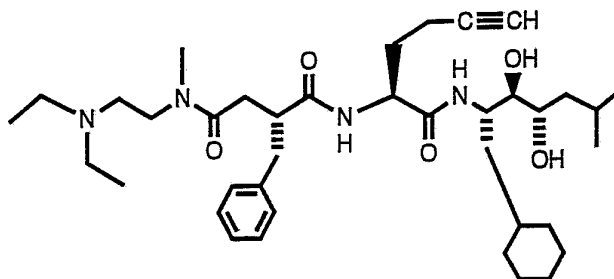
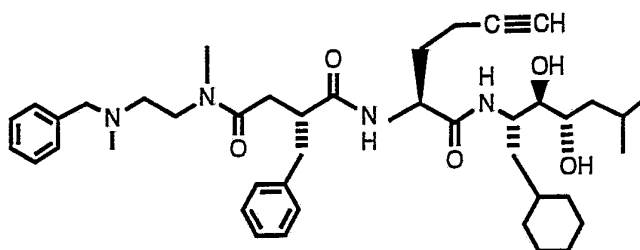
10



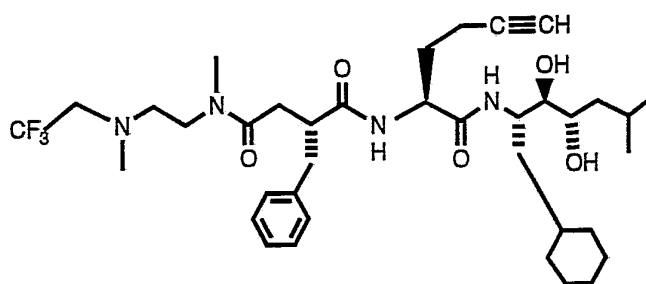
5



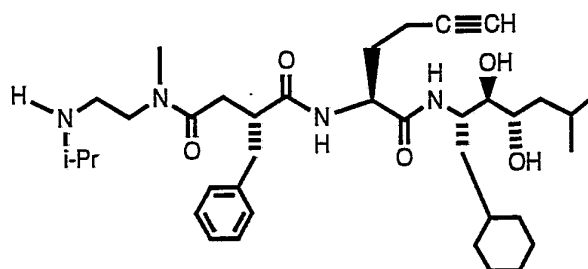
10



5



and



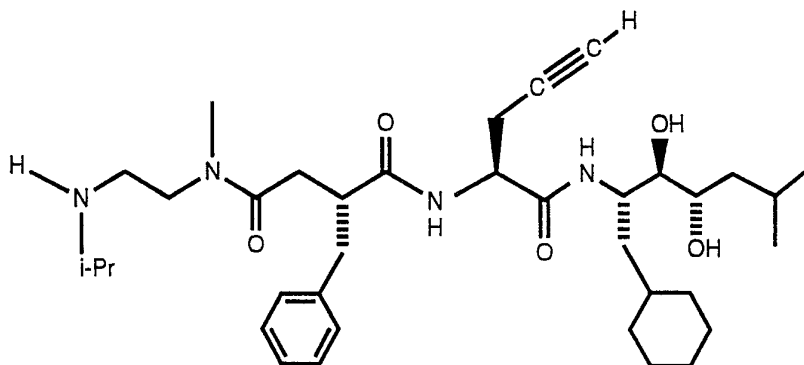
10

30. The method of Claim 28 wherein said compound is N1-[1R*-[[[1S,1R*-(cyclohexylmethyl)-2S*,3R*-dihydroxy-5-methylhexyl]amino]carbonyl]-3-butynyl]-N4-[2-(dimethylamino)ethyl]-N4-methyl-2S*-(phenylmethyl)butanediamide or a pharmaceutically-acceptable salt thereof.

31. The method of Claim 28 wherein said compound is [1R*-[[[1R*-[[[1S,1R*-(cyclohexylmethyl)-2S*,3R*-dihydroxy-5-methylhexyl]amino]carbonyl]-3-butynyl]amino]carbonyl]-2-phenylethyl][2-(dimethylamino)ethyl]methylcarbamate or a pharmaceutically-acceptable salt thereof.

32. The method of Claim 28 wherein said compound is [1R*-[[[1-[[[1S,1R*-(cyclohexylmethyl)-2S*,3R*-dihydroxy-5-methylhexyl]amino]carbonyl]-3-butynyl]amino]carbonyl]-2-phenylethyl][2-(dimethylamino)ethyl]methylcarbamate or a pharmaceutically-acceptable salt thereof.

33. The method of Claim 28 wherein said compound is



or a pharmaceutically-acceptable salt thereof.

34. The method of Claim 23 wherein said circulatory disorder is a cardiovascular disorder.

35. The method of Claim 34 wherein said cardiovascular disorder is hypertension.

5 36. The method of Claim 23 wherein said circulatory-related disorder is glaucoma.

INTERNATIONAL SEARCH REPORT

PCT/US 92/08842

International Application No

I. CLASSIFICATION OF SUBJECT MATTER (if several classification symbols apply, indicate all) ⁶		
According to International Patent Classification (IPC) or to both National Classification and IPC		
Int.Cl. 5	C07C237/22;	A61K31/16; C07C271/20; A61K31/27
II. FIELDS SEARCHED		
Minimum Documentation Searched ⁷		
Classification System	Classification Symbols	
Int.Cl. 5	C07C ; A61K	
Documentation Searched other than Minimum Documentation to the Extent that such Documents are Included in the Fields Searched ⁸		
III. DOCUMENTS CONSIDERED TO BE RELEVANT ⁹		
Category ¹⁰	Citation of Document, ¹¹ with indication, where appropriate, of the relevant passages ¹²	Relevant to Claim No. ¹³
A	US,A,5 032 577 (A.K.L. FUNG ET AL.) 16 July 1991 cited in the application see claims; examples ---	1-22
A	EP,A,0 186 977 (SANKYO COMPANY LIMITED) 9 July 1986 cited in the application see claims; example 18 ---	1-22
A	EP,A,0 343 654 (WARNER-LAMBERT COMPANY) 29 November 1989 see claims; examples ---	1-22
A	WO,A,9 000 050 (G.D. SEARLE & CO.) 11 January 1990 see claims; examples -----	1-22
<p>¹⁰ Special categories of cited documents :</p> <p>"A" document defining the general state of the art which is not considered to be of particular relevance</p> <p>"E" earlier document but published on or after the international filing date</p> <p>"L" document which may throw doubts on priority claim(s) or which is cited to establish the publication date of another citation or other special reason (as specified)</p> <p>"O" document referring to an oral disclosure, use, exhibition or other means</p> <p>"P" document published prior to the international filing date but later than the priority date claimed</p> <p>"T" later document published after the international filing date or priority date and not in conflict with the application but cited to understand the principle or theory underlying the invention</p> <p>"X" document of particular relevance; the claimed invention cannot be considered novel or cannot be considered to involve an inventive step</p> <p>"Y" document of particular relevance; the claimed invention cannot be considered to involve an inventive step when the document is combined with one or more other such documents, such combination being obvious to a person skilled in the art.</p> <p>"&" document member of the same patent family</p>		
IV. CERTIFICATION		
Date of the Actual Completion of the International Search 22 JANUARY 1993		Date of Mailing of this International Search Report - 2. 02. 93
International Searching Authority EUROPEAN PATENT OFFICE		Signature of Authorized Officer SANCHEZ Y GARCIA J.

INTERNATIONAL SEARCH REPORT

International application No.

PCT/US 92/08842

Box I Observations where certain claims were found unsearchable (Continuation of item 1 of first sheet)

This international search report has not been established in respect of certain claims under Article 17(2)(a) for the following reasons:

1. Claims Nos.:
because they relate to subject matter not required to be searched by this Authority, namely:
"Remark: Although claims 23-36 are directed to a method of treatment of (diagnostic method practised on) the human/animal body the search has been carried out and based on the alleged effects of the compound/ composition."
2. Claims Nos.:
because they relate to parts of the international application that do not comply with the prescribed requirements to such an extent that no meaningful international search can be carried out, specifically:
3. Claims Nos.:
because they are dependent claims and are not drafted in accordance with the second and third sentences of Rule 6.4(a).

Box II Observations where unity of invention is lacking (Continuation of item 2 of first sheet)

This International Searching Authority found multiple inventions in this international application, as follows:

1. As all required additional search fees were timely paid by the applicant, this international search report covers all searchable claims.
2. As all searchable claims could be searched without effort justifying an additional fee, this Authority did not invite payment of any additional fee.
3. As only some of the required additional search fees were timely paid by the applicant, this international search report covers only those claims for which fees were paid, specifically claims Nos.:
4. No required additional search fees were timely paid by the applicant. Consequently, this international search report is restricted to the invention first mentioned in the claims; it is covered by claims Nos.:

Remark on Protest

- The additional search fees were accompanied by the applicant's protest.
- No protest accompanied the payment of additional search fees.

**ANNEX TO THE INTERNATIONAL SEARCH REPORT
ON INTERNATIONAL PATENT APPLICATION NO.**

US 9208842
SA 65840

This annex lists the patent family members relating to the patent documents cited in the above-mentioned international search report. The members are as contained in the European Patent Office EDP file on
The European Patent Office is in no way liable for these particulars which are merely given for the purpose of information. 22/01/93

Patent document cited in search report	Publication date	Patent family member(s)	Publication date
US-A-5032577	16-07-91	AU-B- 609774	09-05-91
		AU-A- 1158088	27-07-88
		EP-A- 0295294	21-12-88
		JP-T- 1502514	31-08-89
		WO-A- 8805050	14-07-88
		AU-B- 603080	08-11-90
		AU-A- 6759987	23-07-87
		AU-A- 7028191	18-04-91
		EP-A- 0229667	22-07-87
EP-A-0186977	09-07-86	JP-A- 61275258	05-12-86
		SU-A- 1676454	07-09-91
		JP-A- 61275257	05-12-86
		JP-A- 61280459	11-12-86
EP-A-0343654	29-11-89	US-A- 5036053	30-07-91
		AU-B- 625456	09-07-92
		AU-A- 3463389	30-11-89
		JP-A- 2067297	07-03-90
WO-A-9000050	11-01-90	US-A- 4902706	20-02-90
		AU-B- 615313	26-09-91
		AU-A- 3868189	23-01-90
		EP-A- 0349922	10-01-90
		JP-T- 3505583	05-12-91