



US00D736635S

(12) **United States Design Patent**
Sadler et al.

(10) **Patent No.:** **US D736,635 S**

(45) **Date of Patent:** **** *Aug. 18, 2015**

(54) **BOTTLE**

(75) Inventors: **Neil A. Sadler**, Weehawken, NJ (US);
Elysha S. Huntington, New York, NY
(US); **Sabu C. Mathew**, Dresher, PA
(US); **Richard K. Tanaka**, Astoria, NY
(US); **Salvatore Anello**, Harleysville, PA
(US); **Brian F. Russell**, Lansdale, PA
(US)

(73) Assignee: **McNeil-PPC, Inc.**, Skillman, NJ (US)

(*) Notice: This patent is subject to a terminal disclaimer.

(**) Term: **14 Years**

(21) Appl. No.: **29/397,026**

(22) Filed: **Jul. 11, 2011**

Related U.S. Application Data

(63) Continuation of application No. 29/306,214, filed on Apr. 4, 2008, now Pat. No. Des. 643,295.

(51) **LOC (10) Cl.** **09-01**

(52) **U.S. Cl.**
USPC **D9/522; D9/564; D9/575; D9/743; D9/745**

(58) **Field of Classification Search**

USPC D9/516, 522, 564, 571-572, 575,
D9/737-738, 741-747; 215/379-385;
220/23.6, 660, 669-673, 675;
206/503-504, 509

See application file for complete search history.

(56) **References Cited**

U.S. PATENT DOCUMENTS

D25,354 S 4/1896 Smalley
D25,355 S 4/1896 Smalley
1,949,376 A 2/1934 Mansfield et al.
2,022,721 A 12/1935 Hompe

2,168,240 A 8/1939 Roberts
2,276,890 A 3/1942 Steinbiss
3,200,960 A 8/1965 Banse
3,300,055 A 1/1967 Rohr
3,323,668 A * 6/1967 Hills 215/10
D234,748 S 4/1975 Carston

(Continued)

FOREIGN PATENT DOCUMENTS

DE 3642166 A1 2/1988
DE 202005/008852 U1 11/2006

(Continued)

Primary Examiner — Ian Simmons

Assistant Examiner — Dana L Meyrow

(74) *Attorney, Agent, or Firm* — Victor Tsu

(57) **CLAIM**

We claim the ornamental design for a bottle, as shown and described.

DESCRIPTION

FIG. 1 is a top, front, right perspective view of a bottle showing my new design;

FIG. 2 is a top, right, back perspective view thereof;

FIG. 3 is a front side elevational view thereof;

FIG. 4 is a right side elevational view thereof, the left side being a mirror image of the right side;

FIG. 5 is a back side elevational view thereof;

FIG. 6 is a top plan view thereof;

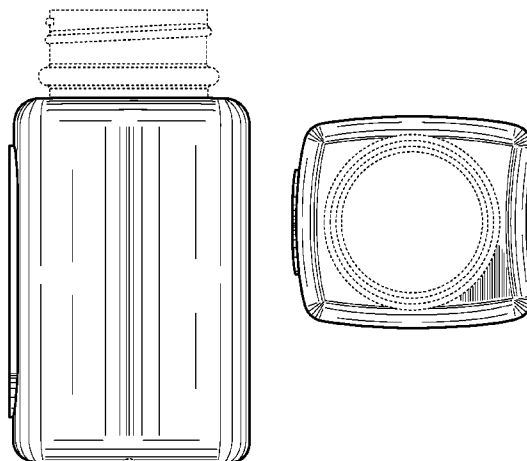
FIG. 7 is a bottom plan view thereof;

FIG. 8 is a top plan view of the bottle of FIGS. 1-7 with environment of additional stacked bottles; and,

FIG. 9 is a cross-sectional view along line 9-9 of FIG. 8.

The broken lines in the drawings showing the threaded pour spout and the bottom surface of the bottle illustrate portions of the design that form no part of the claim. The broken lines in FIGS. 8 & 9 showing additional bottles stacked illustrate environmental structure, also forming no part of the claimed design.

1 Claim, 4 Drawing Sheets



(56)

References Cited

U.S. PATENT DOCUMENTS

3,889,834 A 6/1975 Harris, Jr.
 3,908,828 A 9/1975 Lohwasser
 4,155,474 A 5/1979 Bizzarri
 D258,347 S * 2/1981 De Luca D9/522
 D258,490 S * 3/1981 Stumler D9/520
 4,308,955 A 1/1982 Schieser et al.
 D267,076 S 11/1982 Hurtig
 D270,331 S 8/1983 Benson
 4,513,865 A * 4/1985 Melzi et al. 206/508
 4,624,383 A 11/1986 Moore
 4,632,268 A * 12/1986 Melzi et al. 220/573
 D304,014 S 10/1989 O'Connell
 4,892,207 A 1/1990 Cullis
 D313,176 S 12/1990 Okuda et al.
 5,002,199 A 3/1991 Frahm
 D320,155 S 9/1991 Plochman et al.
 5,133,469 A 7/1992 Mehta et al.
 5,299,689 A 4/1994 Ledewitz
 5,544,768 A 8/1996 Gargione
 D382,488 S 8/1997 Ja
 D389,064 S * 1/1998 Sethi et al. D9/521
 5,803,289 A 9/1998 Brady
 D432,427 S 10/2000 Shanahan
 D481,640 S 11/2003 Biesecker

D502,103 S 2/2005 Schmedes
 D502,105 S 2/2005 Schmedes
 6,964,345 B2 11/2005 Wetherell, Jr. et al.
 7,000,794 B2 2/2006 Soehnlén et al.
 7,036,693 B2 5/2006 Walsh et al.
 D526,206 S 8/2006 Varlet
 D535,566 S 1/2007 Lin
 D537,726 S 3/2007 Elgebrant
 D539,662 S 4/2007 Sanchez Lascaux
 D548,101 S 8/2007 Elgebrant
 D555,002 S 11/2007 Lloyd et al.
 D598,291 S 8/2009 Serrano Diaz
 D602,785 S 10/2009 Rothberg et al.
 D603,715 S 11/2009 Serrano Diaz
 D603,717 S 11/2009 Rica
 D604,175 S 11/2009 Rica
 D605,055 S 12/2009 Serrano Diaz
 D643,295 S * 8/2011 Sadler et al. D9/522
 8,104,618 B2 * 1/2012 Sadler et al. 206/459.5
 2007/0023314 A1 * 2/2007 Hsu 206/504
 2007/0102320 A1 5/2007 Van Der Krogt et al.

FOREIGN PATENT DOCUMENTS

EP 322259 6/1989
 FR 2395905 A1 1/1979

* cited by examiner

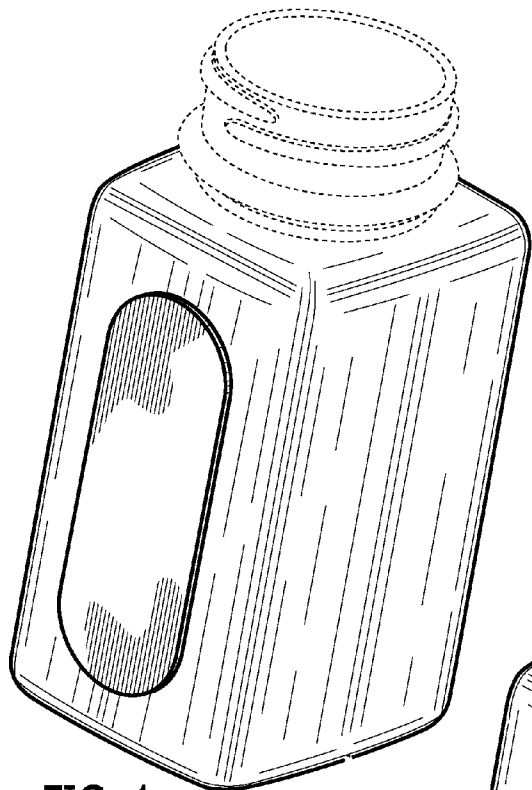


FIG. 1




FIG. 2

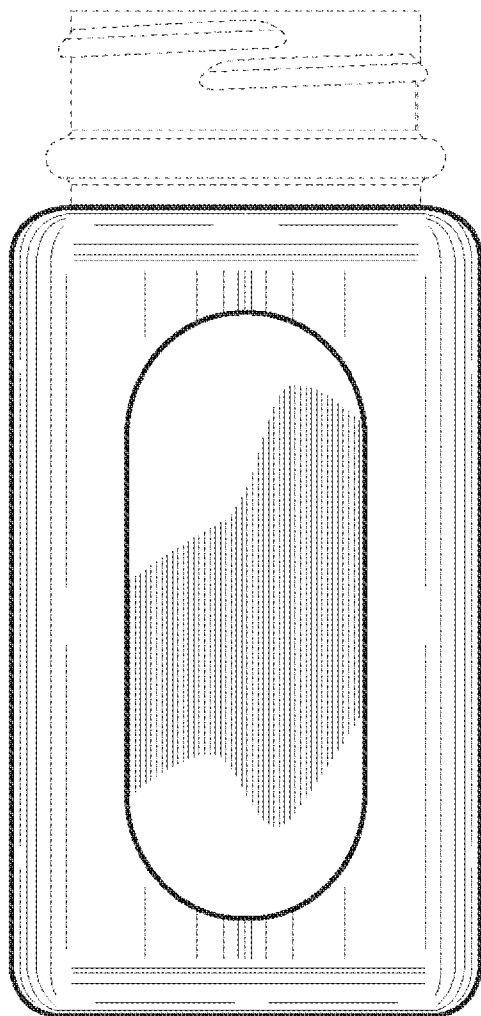


FIG. 3

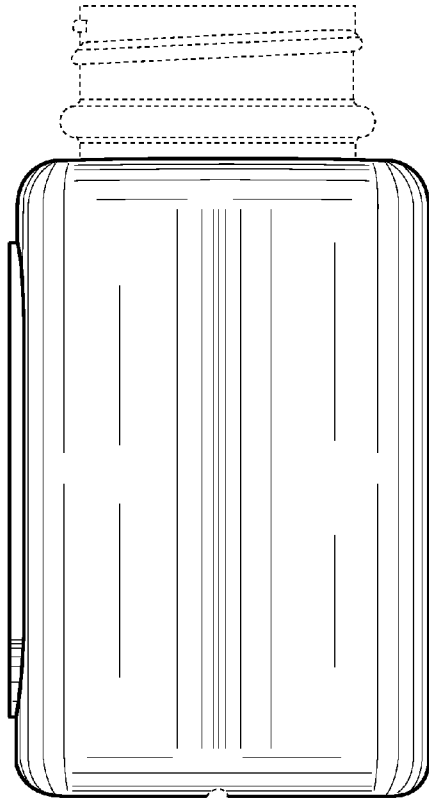


FIG. 4




FIG. 5

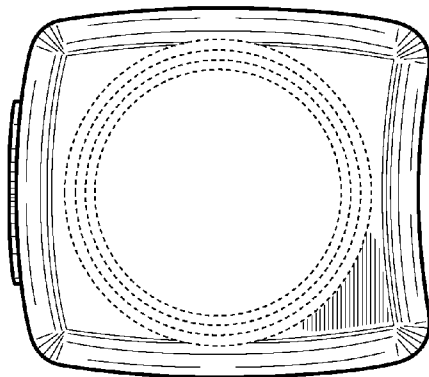


FIG. 6

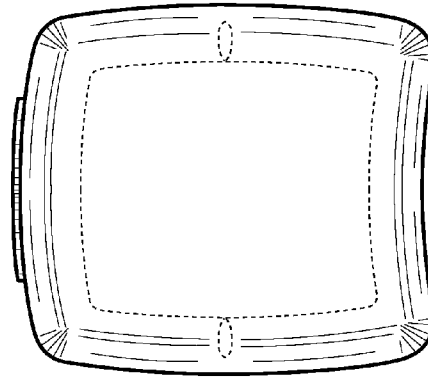


FIG. 7

