



US00D650441S

(12) **United States Design Patent**
Ikeda

(10) **Patent No.:** **US D650,441 S**

(45) **Date of Patent:** **** Dec. 13, 2011**

(54) **BALLPOINT PEN**

(75) Inventor: **Akinori Ikeda**, Tokyo (JP)

(73) Assignee: **Kabushiki Kaisha Pilot Corporation**,
Tokyo (JP)

(**) Term: **14 Years**

(21) Appl. No.: **29/377,407**

(22) Filed: **Oct. 21, 2010**

(30) **Foreign Application Priority Data**

Apr. 23, 2010 (JP) 2010-010182

(51) **LOC (9) Cl.** **19-06**

(52) **U.S. Cl.** **D19/47**

(58) **Field of Classification Search** D19/35,
D19/36, 41-51, 54-58; 24/11 F, 11 P, 11 R;
401/52, 99, 100, 104-109, 192, 195, 196
See application file for complete search history.

(56) **References Cited**

U.S. PATENT DOCUMENTS

D445,830 S *	7/2001	Yoon	D19/48
D463,821 S *	10/2002	Nishida	D19/47
D472,577 S *	4/2003	Sakuno et al.	D19/51
D551,710 S *	9/2007	Tsuchida	D19/51

D558,269 S *	12/2007	Takanashi	D19/49
D562,389 S *	2/2008	Ikeda	D19/48
D562,391 S *	2/2008	Gerules	D19/49
D575,339 S *	8/2008	Daida	D19/50
D595,353 S *	6/2009	Li	D19/48
D607,935 S *	1/2010	Shimada	D19/50
D629,461 S *	12/2010	Shibata	D19/49

* cited by examiner

Primary Examiner — Elizabeth Albert

(74) *Attorney, Agent, or Firm* — Sughrue Mion, PLLC

(57) **CLAIM**

The ornamental design for a ballpoint pen, as shown and described.

DESCRIPTION

FIG. 1 is a perspective view of front, top plan and right side of a ballpoint pen showing our new design;
FIG. 2 is a front view thereof;
FIG. 3 is a top plan view thereof;
FIG. 4 is a bottom view thereof;
FIG. 5 is a left side view thereof;
FIG. 6 is a right side view thereof;
FIG. 7 is an enlarged end view taken at 7-7 in FIG. 3 thereof; and,
FIG. 8 is a front end view thereof with the writing tip projecting.

1 Claim, 3 Drawing Sheets



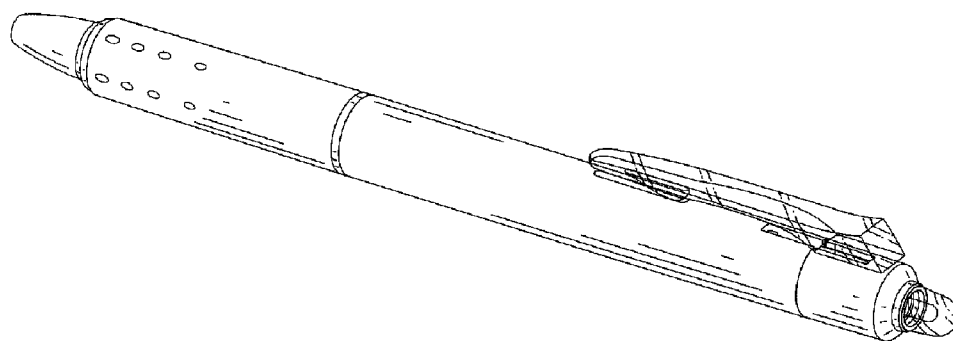


FIG. 1

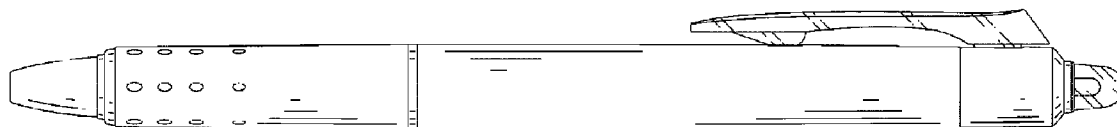


FIG. 2

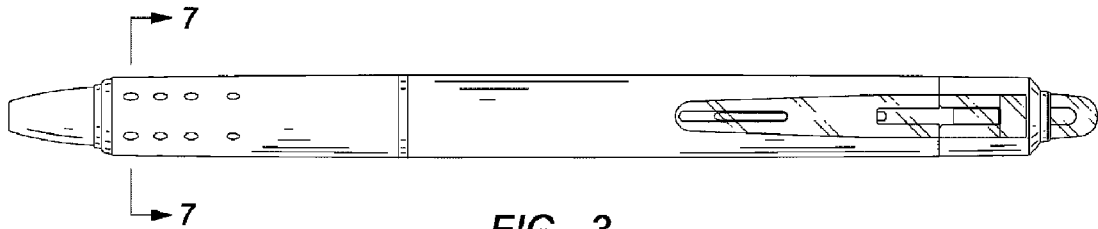


FIG. 3




FIG. 4

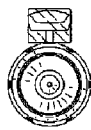


FIG. 5

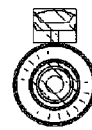


FIG. 6

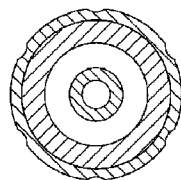


FIG. 7

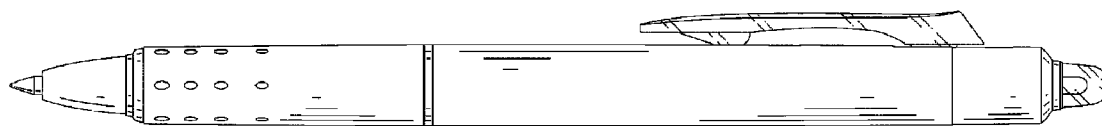


FIG. 8