



US00D737806S

(12) **United States Design Patent**  
**Gail**

(10) **Patent No.:** **US D737,806 S**

(45) **Date of Patent:** **\*\* Sep. 1, 2015**

(54) **MOBILE TELEPHONE HOLDER**

(71) Applicant: **Jack Louis Gail**, Northbrook, IL (US)

(72) Inventor: **Jack Louis Gail**, Northbrook, IL (US)

(\*\*) Term: **14 Years**

(21) Appl. No.: **29/487,336**

(22) Filed: **Apr. 8, 2014**

(51) **LOC (10) Cl.** ..... **14-02**

(52) **U.S. Cl.**  
USPC ..... **D14/253; D3/218**

(58) **Field of Classification Search**  
USPC ..... D2/639; D3/215, 218, 226; D12/417;  
D14/251, 253; 224/269, 625, 626, 647,  
224/648, 655; 379/449

See application file for complete search history.

(56) **References Cited**

U.S. PATENT DOCUMENTS

5,833,100	A	11/1998	Kim	
6,568,576	B1 *	5/2003	Godshaw et al.	224/647
D489,890	S *	5/2004	Gorham, Jr.	D3/218
6,754,344	B2 *	6/2004	Kohli et al.	379/446
D507,872	S *	8/2005	Watson	D3/218
D572,901	S *	7/2008	St. George	D3/218
D589,699	S *	4/2009	Silvera	D3/218
D591,499	S *	5/2009	Ross, III	D3/218
D610,798	S *	3/2010	Silvera	D3/218
7,930,006	B2 *	4/2011	Neu et al.	455/575.1
D643,619	S *	8/2011	Littleton	D3/215
8,068,888	B2 *	11/2011	Ross, III	455/575.8
8,428,665	B1 *	4/2013	McLaughlin et al.	455/575.1
D683,954	S *	6/2013	Izen et al.	D3/218
D697,305	S *	1/2014	Culver	D3/218
D715,043	S *	10/2014	Rayeski et al.	D3/218

D719,347	S *	12/2014	Newton	D3/218
D720,338	S *	12/2014	Nousiainen	D14/248
D720,924	S *	1/2015	Emmitt	D3/218
D722,227	S *	2/2015	Blast et al.	D3/220
D723,013	S *	2/2015	Lee et al.	D14/248
2009/0117956	A1	5/2009	Latz	
2011/0132950	A1	6/2011	Culver	
2012/0046083	A1	2/2012	Klett	

\* cited by examiner

*Primary Examiner* — Susan Bennett Hattan

*Assistant Examiner* — Leanne Was

(74) *Attorney, Agent, or Firm* — Richard D. Harris

(57) **CLAIM**

What is claimed is the ornamental design for a mobile telephone holder, as shown and described.

**DESCRIPTION**

FIG. 1 is a front perspective view of a mobile telephone holder showing the new design in use by a driver wearing a seatbelt, with a mobile telephone positioned therein;

FIG. 2 is an elevated front view of the mobile telephone holder in accordance with the present invention;

FIG. 3 is an elevated rear view thereof;

FIG. 4 is an elevated right side view thereof;


FIG. 5 is an elevated left side view thereof;

FIG. 6 is a top plan view thereof; and,

FIG. 7 is a bottom plan view thereof.

The driver, seat belt, seat and mobile phone shown in double-dashed lines in FIG. 1 depict environment only and form no part of the design claimed. The stitching shown in dashed lines on the mobile telephone holder in FIGS. 1 through 5 forms no part of the design claimed. Any surface shading is used solely to show the character or contour of the surfaces represented.

**1 Claim, 5 Drawing Sheets**






FIG. 1




FIG. 2

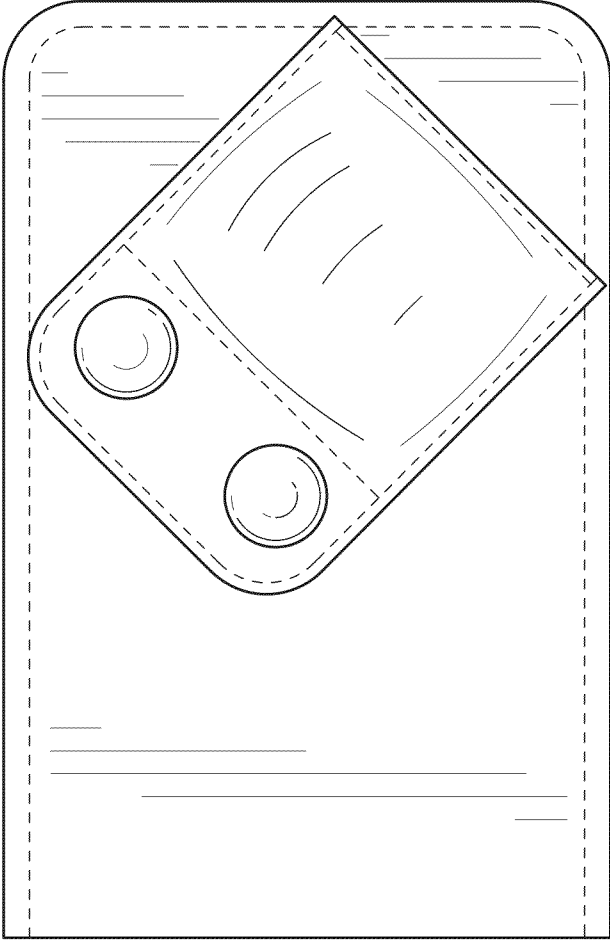
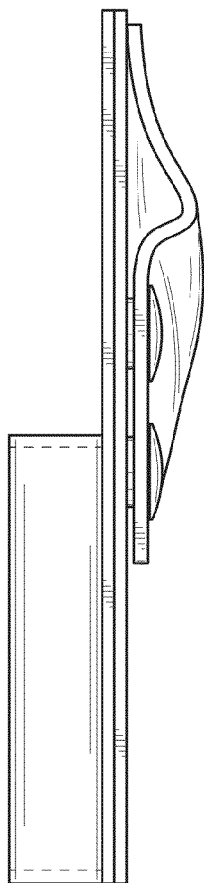
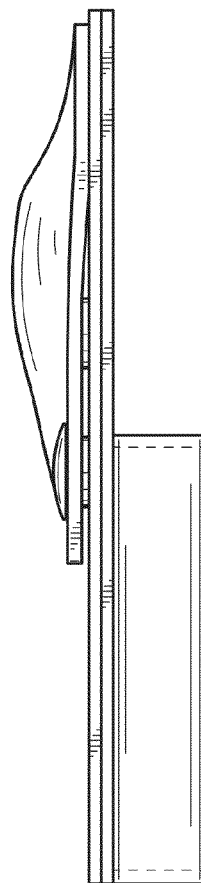


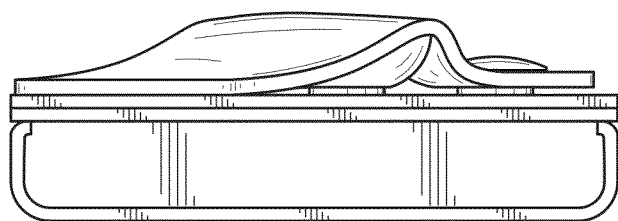
FIG. 3



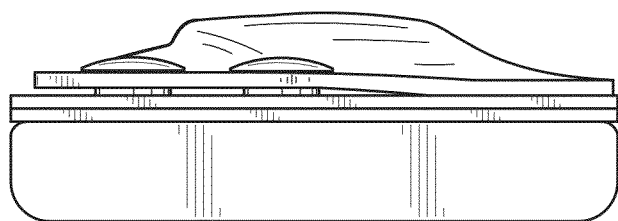
**FIG. 4**



**FIG. 5**



**FIG. 6**



**FIG. 7**