



(12) **United States Design Patent**  
**Bell**

(10) **Patent No.:** **US D990,692 S**  
(45) **Date of Patent:** **\*\* Jun. 27, 2023**

(54) **FOOT MASSAGER**  
(71) Applicant: **Kerwin Bell**, Huntington Beach, CA (US)  
(72) Inventor: **Kerwin Bell**, Huntington Beach, CA (US)  
(\*\*) Term: **15 Years**  
(21) Appl. No.: **29/803,641**

D398,399 S \* 9/1998 Vincent ..... D24/143  
D399,570 S \* 10/1998 Chen ..... D24/212  
D405,887 S \* 2/1999 Antoskow ..... D24/211  
D414,874 S \* 10/1999 Edens ..... D24/212  
D465,029 S \* 10/2002 Chen ..... D24/212  
D478,997 S \* 8/2003 Viner ..... D24/212  
D479,334 S \* 9/2003 Chou ..... D24/212  
D491,271 S \* 6/2004 Siegfried ..... D24/212  
D527,830 S \* 9/2006 Chien ..... D24/212  
D545,975 S \* 7/2007 Bell ..... D24/211  
D605,302 S \* 12/2009 Tsang ..... D24/212

(Continued)

(22) Filed: **Aug. 13, 2021**  
(51) **LOC (14) Cl.** ..... **24-01**  
(52) **U.S. Cl.**  
USPC ..... **D24/213; D24/211**  
(58) **Field of Classification Search**  
USPC ..... D24/133, 188, 200, 211, 212, 213, 214,  
D24/215; D21/662, 688  
CPC ..... A63B 2023/006; A63B 2208/0252; A61H  
2205/125; A61H 2205/12  
See application file for complete search history.

**OTHER PUBLICATIONS**

Amazon, "Soothera Wooden Ball Foot Massager", Date First Available: Jun. 11, 2009. <https://www.amazon.com/Soothera-Wooden-Ball-Foot-Massager/dp/B002CVTU0G#> (Year: 2009).\*

(Continued)

*Primary Examiner* — Michael A Maharajh

(57) **CLAIM**

The ornamental design for a foot massager, as shown and described.

(56) **References Cited**

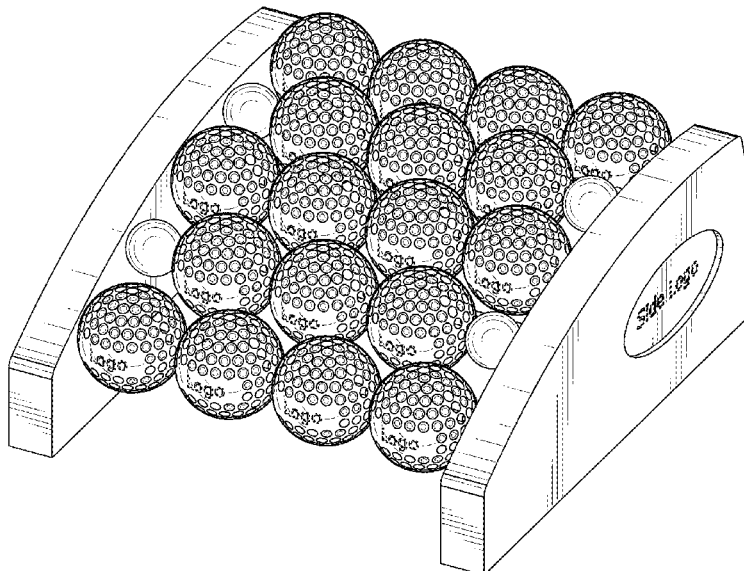
**U.S. PATENT DOCUMENTS**

D101,862 S \* 11/1936 Fehn et al. .... D24/212  
D242,826 S \* 12/1976 Posh ..... D24/212  
D253,967 S \* 1/1980 Miyadai ..... D24/212  
D254,507 S \* 3/1980 Redding ..... D21/685  
D257,883 S \* 1/1981 Holmberg ..... D24/212  
D299,862 S \* 2/1989 Norrid ..... D24/212  
5,005,560 A \* 4/1991 Quam ..... A61H 15/00  
601/118  
D333,871 S \* 3/1993 Grenko ..... D24/211  
D338,933 S \* 8/1993 Nelly ..... D21/565  
D346,450 S \* 4/1994 Bruno ..... D24/212  
D348,519 S \* 7/1994 Cagle ..... D24/212  
D352,555 S \* 11/1994 Hsieh ..... D24/213  
D393,720 S \* 4/1998 Chien ..... D24/212  
D395,137 S \* 6/1998 Summers ..... D24/212  
D396,111 S \* 7/1998 Chien ..... D24/211  
D396,295 S \* 7/1998 Summers ..... D24/212

**DESCRIPTION**

FIG. 1 is a top front perspective view of a foot massager showing my new design;  
FIG. 2 is a bottom front perspective view thereof;  
FIG. 3 is a front elevational view thereof;  
FIG. 4 is a rear elevational view thereof;  
FIG. 5 is a top plan view thereof;  
FIG. 6 is a bottom plan view thereof;  
FIG. 7 is a right elevational view thereof; and,  
FIG. 8 is a left elevational view thereof.  
The letters shown in broken lines are for the purpose of illustrating environmental structure, which form no part of the claimed design.

**1 Claim, 8 Drawing Sheets**



(56)

**References Cited**

U.S. PATENT DOCUMENTS

D612,946 S \* 3/2010 Ferri ..... D24/200  
D763,459 S \* 8/2016 Vitko ..... D24/211  
D902,422 S \* 11/2020 Schaefer ..... D24/211

OTHER PUBLICATIONS

Walmart, "Gaiam Relax Foot Roller", Earliest Review Date: Jan. 16, 2019. <https://www.walmart.com/ip/Gaiam-Relax-Foot-Roller/203017332> (Year: 2019).\*

\* cited by examiner

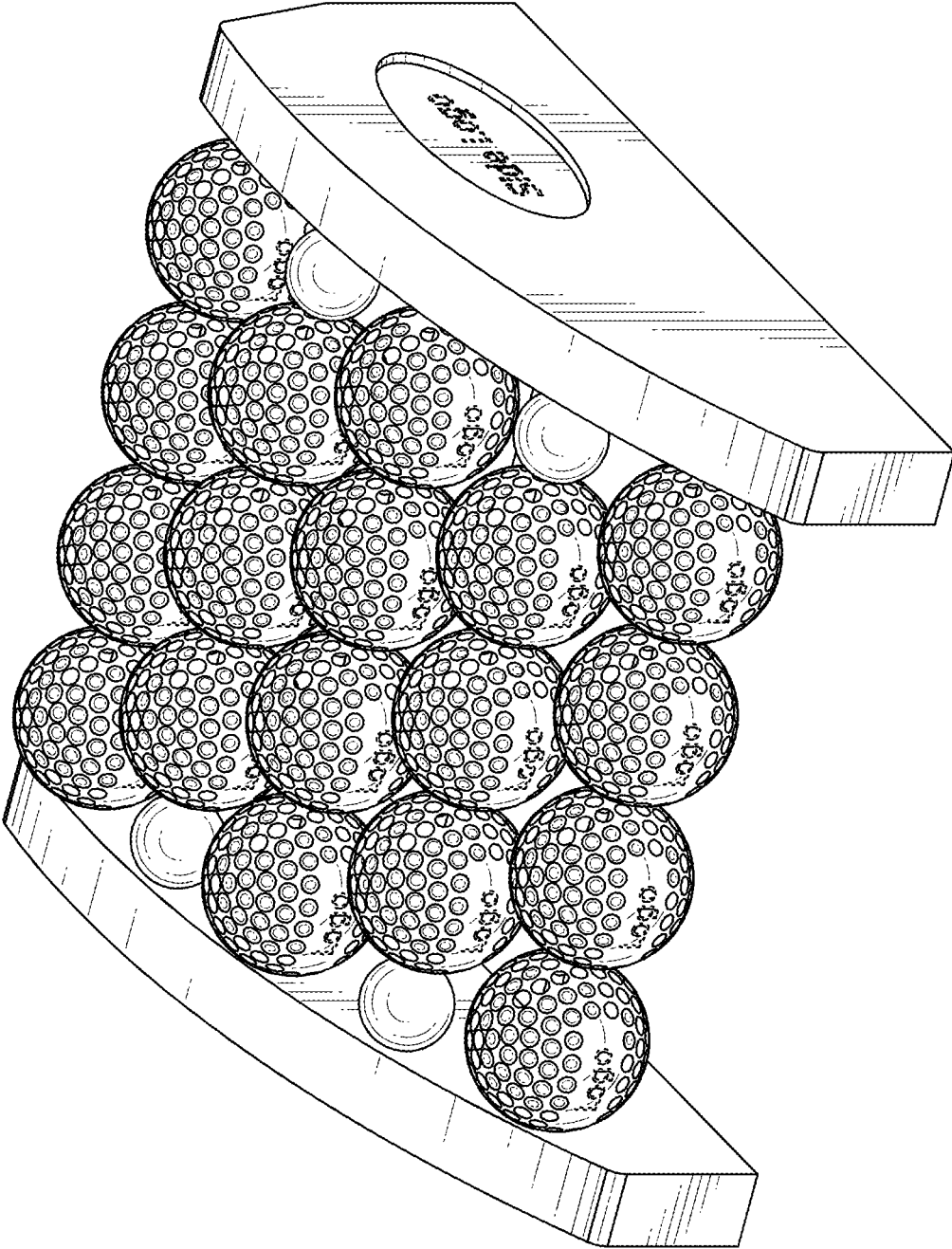


FIG. 1

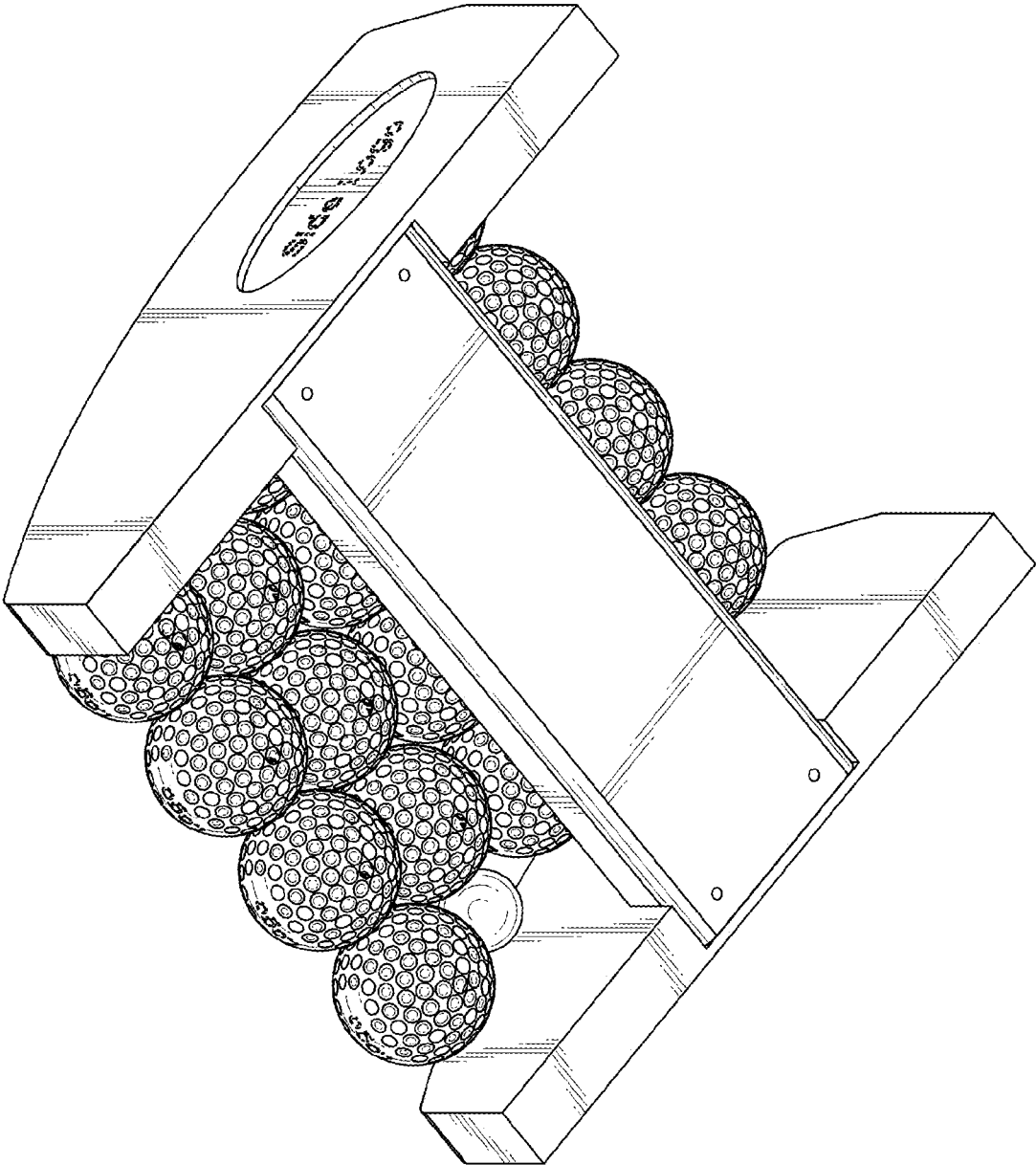


FIG. 2

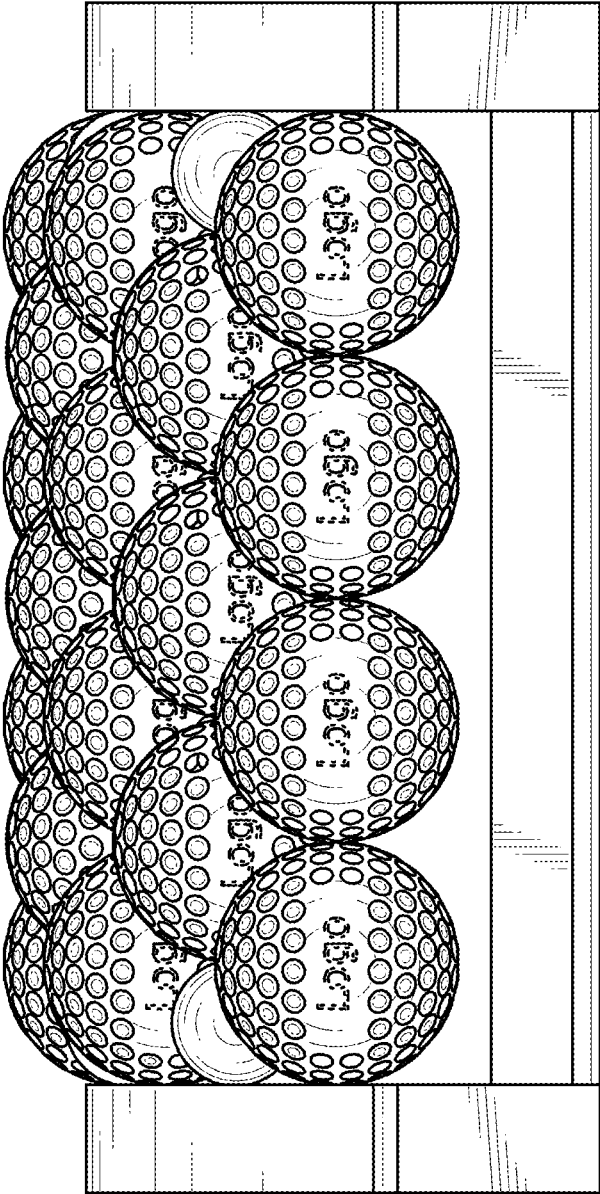


FIG. 3




FIG. 4

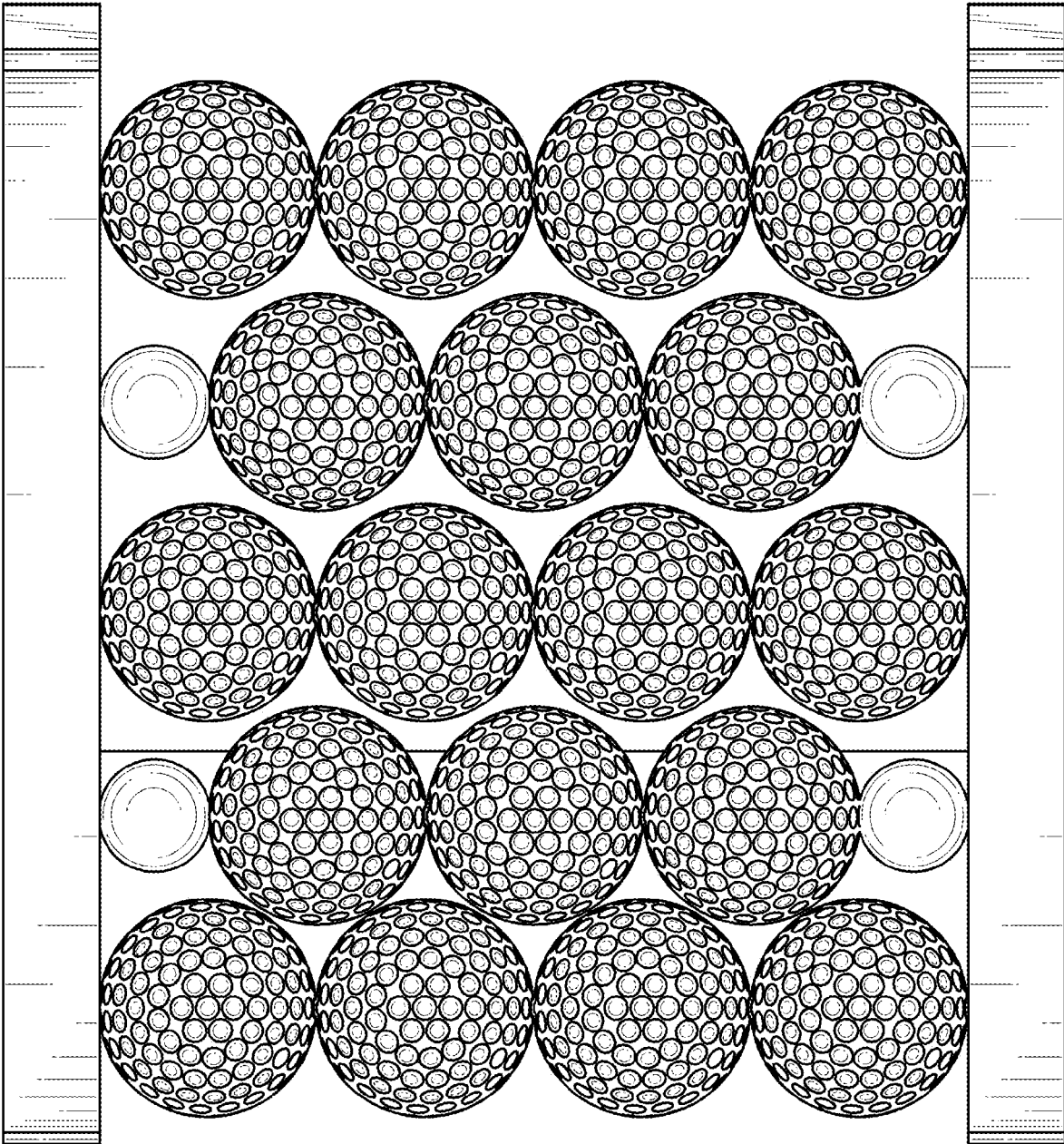


FIG. 5

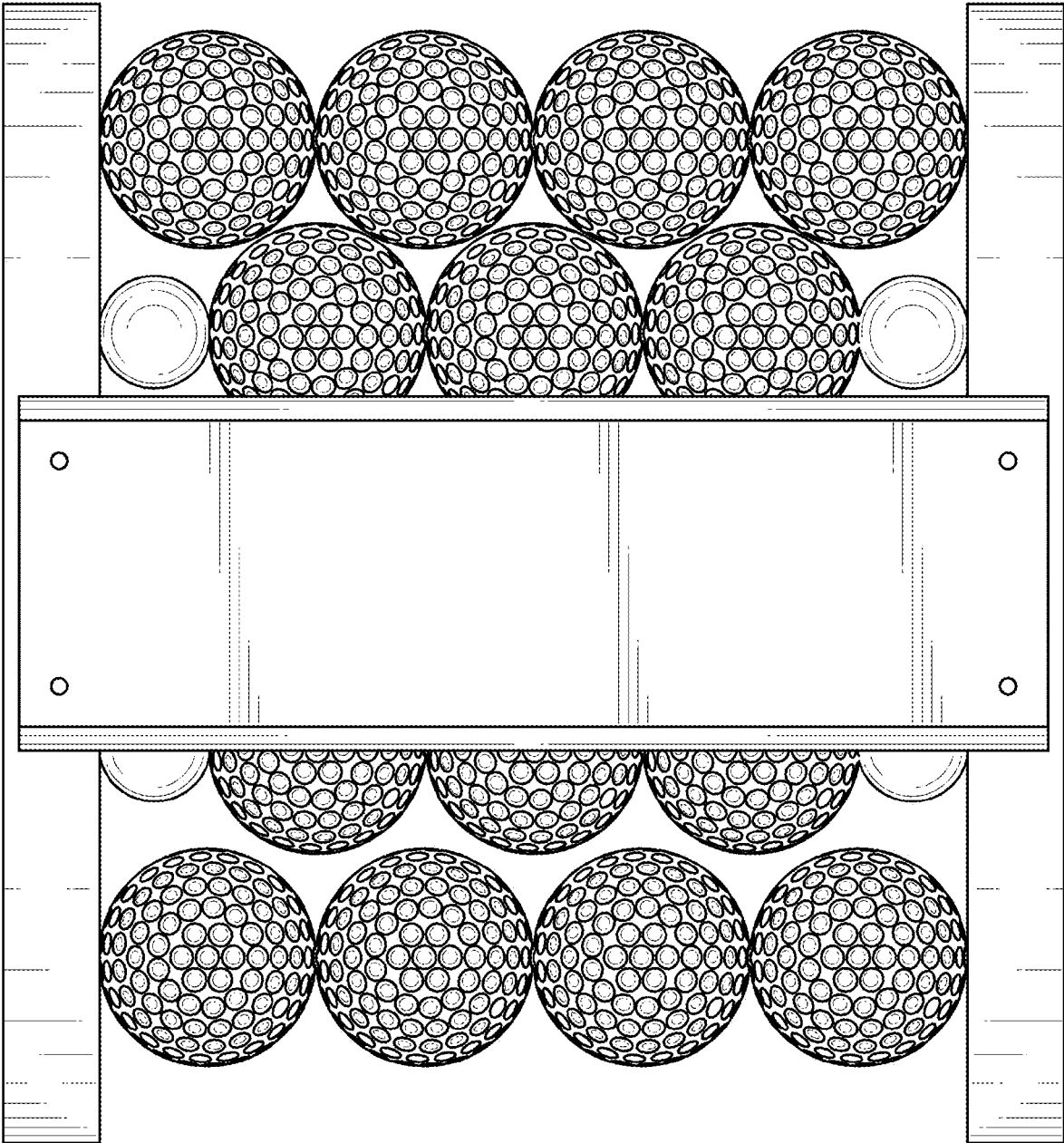


FIG. 6

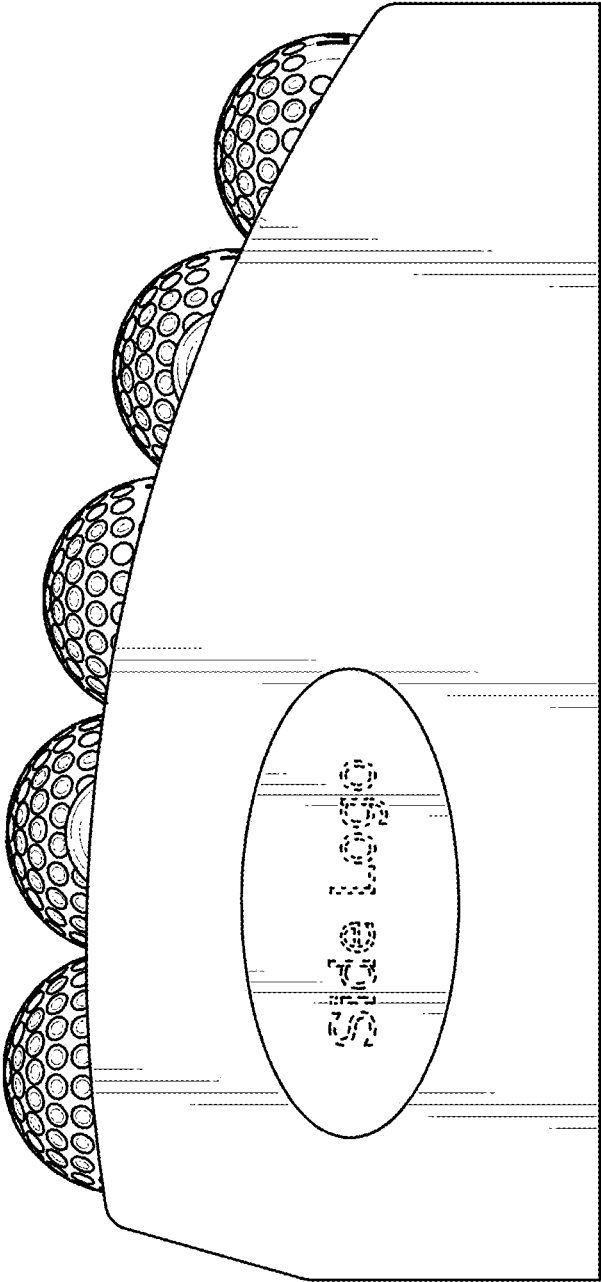


FIG. 7

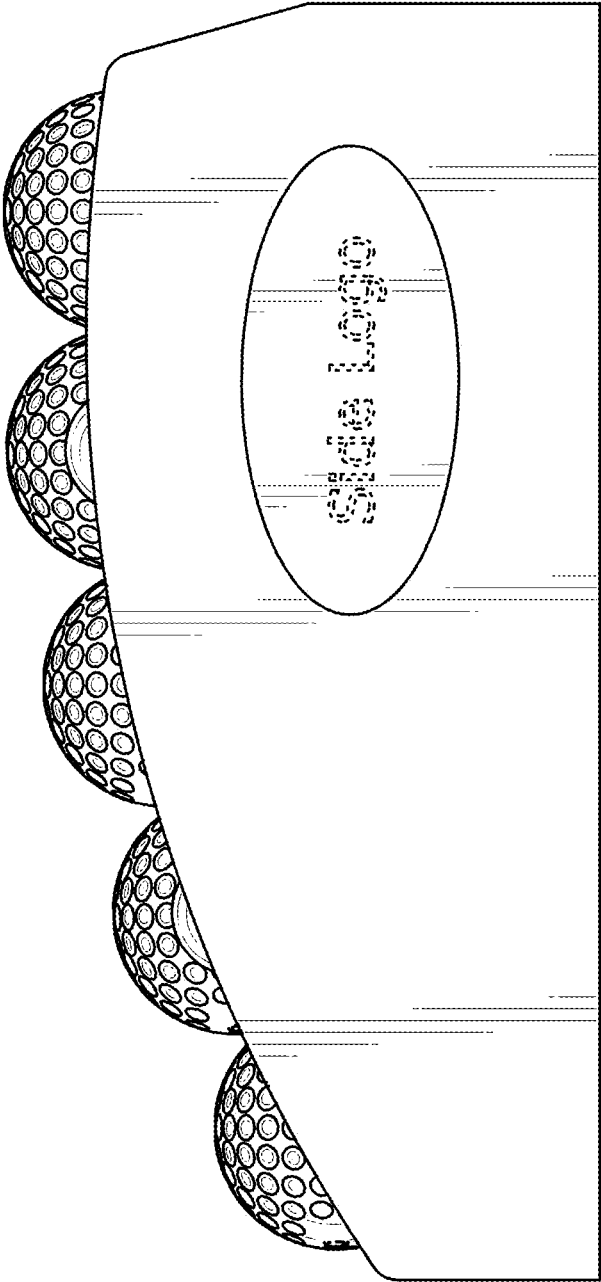


FIG. 8