



US00D998232S

(12) **United States Design Patent**  
**Wu**

(10) **Patent No.:** **US D998,232 S**

(45) **Date of Patent:** **\*\* Sep. 5, 2023**

(54) **VEHICLE LIGHT**

D922,623 S \* 6/2021 He ..... D26/28  
D984,694 S \* 4/2023 Wu ..... D26/28  
D987,172 S \* 5/2023 Wu ..... D26/139

(71) Applicant: **COPLUS INC.**, New Taipei (TW)

(72) Inventor: **Po-Hua Wu**, New Taipei (TW)

(73) Assignee: **COPLUS INC.**, New Taipei (TW)

(\*\*) Term: **15 Years**

(21) Appl. No.: **29/804,263**

(22) Filed: **Aug. 19, 2021**

(51) **LOC (14) Cl.** ..... **26-05**

(52) **U.S. Cl.**

USPC ..... **D26/28; D26/139**

(58) **Field of Classification Search**

USPC ..... D26/28–36, 44, 113, 118, 120, 122,  
D26/138–139, 152; D12/190, 196, 400

CPC ..... B60Q 1/2615; B60Q 1/26; B60Q 1/2619;  
B60Q 1/2607; B60Q 1/44; F21S 43/00;  
F21S 43/10; F21S 43/13

See application file for complete search history.

(56) **References Cited**

**U.S. PATENT DOCUMENTS**

D686,358 S *	7/2013	Morgenstern	.....	D26/28
D691,308 S *	10/2013	Lai	.....	D26/28
D793,590 S *	8/2017	Kozub	.....	D26/28
D819,847 S *	6/2018	Woodhouse	.....	D26/28
D843,031 S *	3/2019	Yong	.....	D26/28
D857,258 S *	8/2019	Lin	.....	D26/28
D884,227 S *	5/2020	He	.....	D26/28
D889,002 S *	6/2020	He	.....	D26/28
D896,410 S *	9/2020	He	.....	D26/28
D900,358 S *	10/2020	He	.....	D26/28
D921,942 S *	6/2021	Lin	.....	D26/28

**OTHER PUBLICATIONS**

05-06 Toyota Tundra Double Cab 4 Door OEM Style Headlights, announced in YouTube on Dec. 4, 2015 [online], [site visited Feb. 6, 2023], Available from the internet URL: <https://www.youtube.com/watch?v=-nJYa18wzCE> (Year: 2015).\*

Toyota Sequoia 08-17 / Tundra 07-13 LED DRL Tube+Turn Signal Projector Headlight, available in Amazon.com, date first available Jul. 11, 2019 [online], [site visited Feb. 6, 2023], Available from the internet URL: <https://a.co/d/huNw9AN> (Year: 2019).\*

\* cited by examiner

*Primary Examiner* — Kathleen L. Jones

*Assistant Examiner* — Jasmine L. Comedy

(74) *Attorney, Agent, or Firm* — WPAT, P.C

(57) **CLAIM**

The ornamental design for a vehicle light, as shown and described.

**DESCRIPTION**

FIG. 1 is a perspective view of a vehicle light, showing my new design;

FIG. 2 is an another perspective view thereof;

FIG. 3 is a front elevation view thereof;

FIG. 4 is a rear elevation view thereof;

FIG. 5 is a left side elevation view thereof;

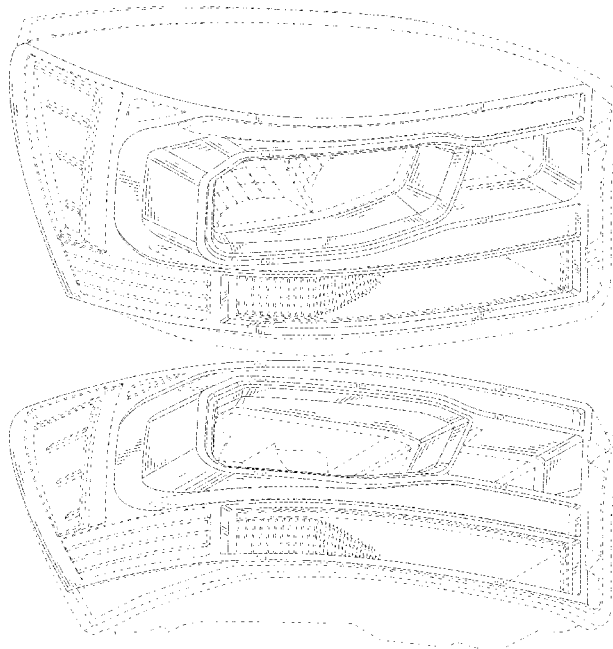
FIG. 6 is a right side elevation view thereof;

FIG. 7 is a top plan view thereof; and,

FIG. 8 is a bottom plan view thereof.

The broken lines in the drawings illustrate portions of the article that form no part of the claimed design.

**1 Claim, 8 Drawing Sheets**



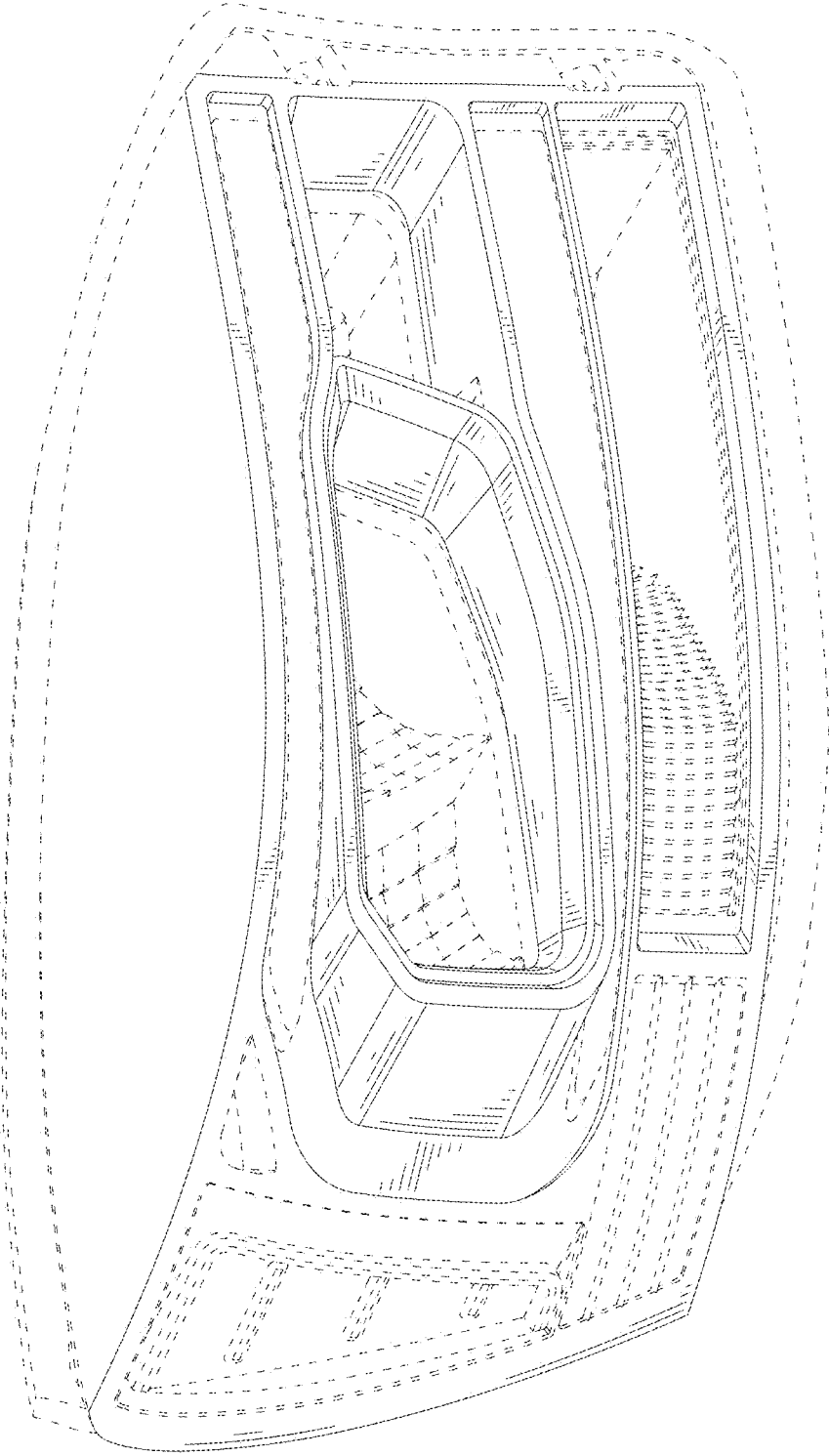


FIG.1

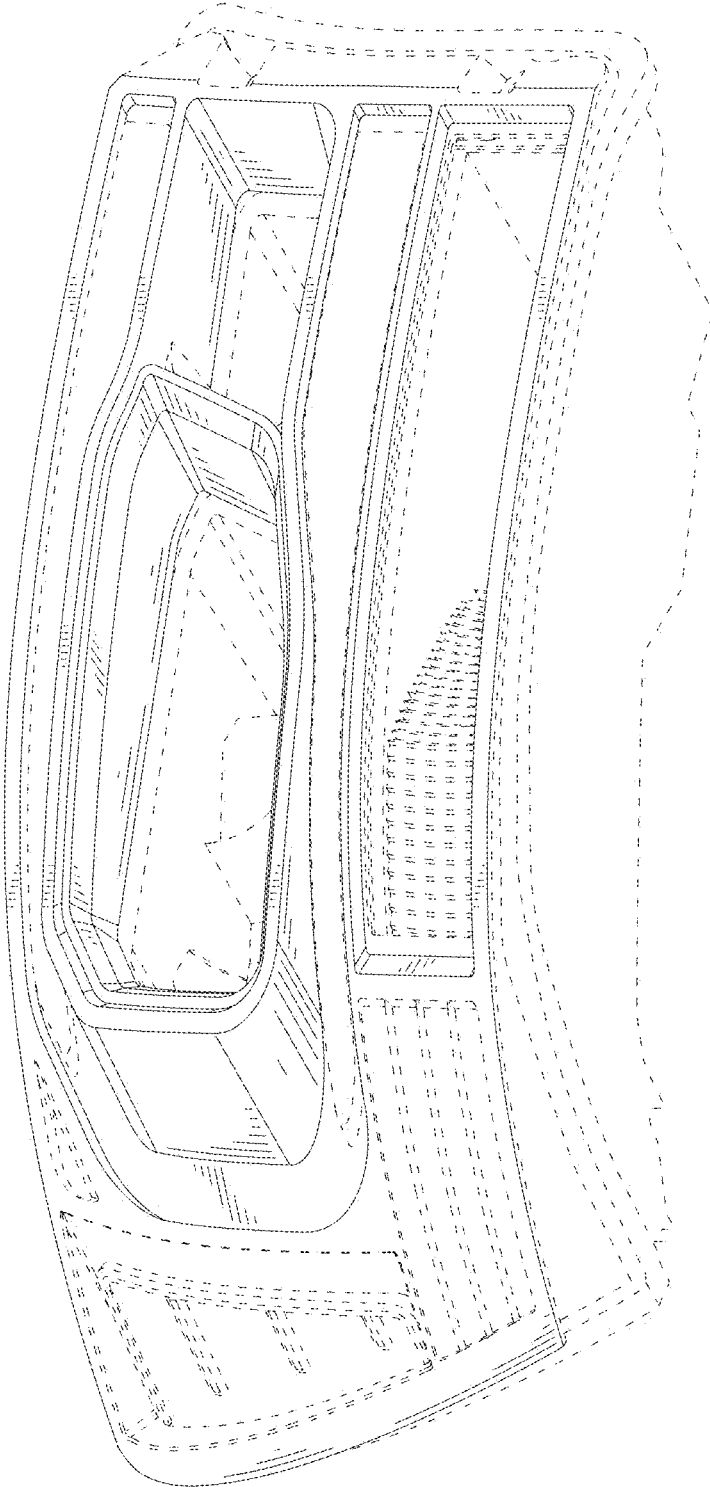


FIG.2

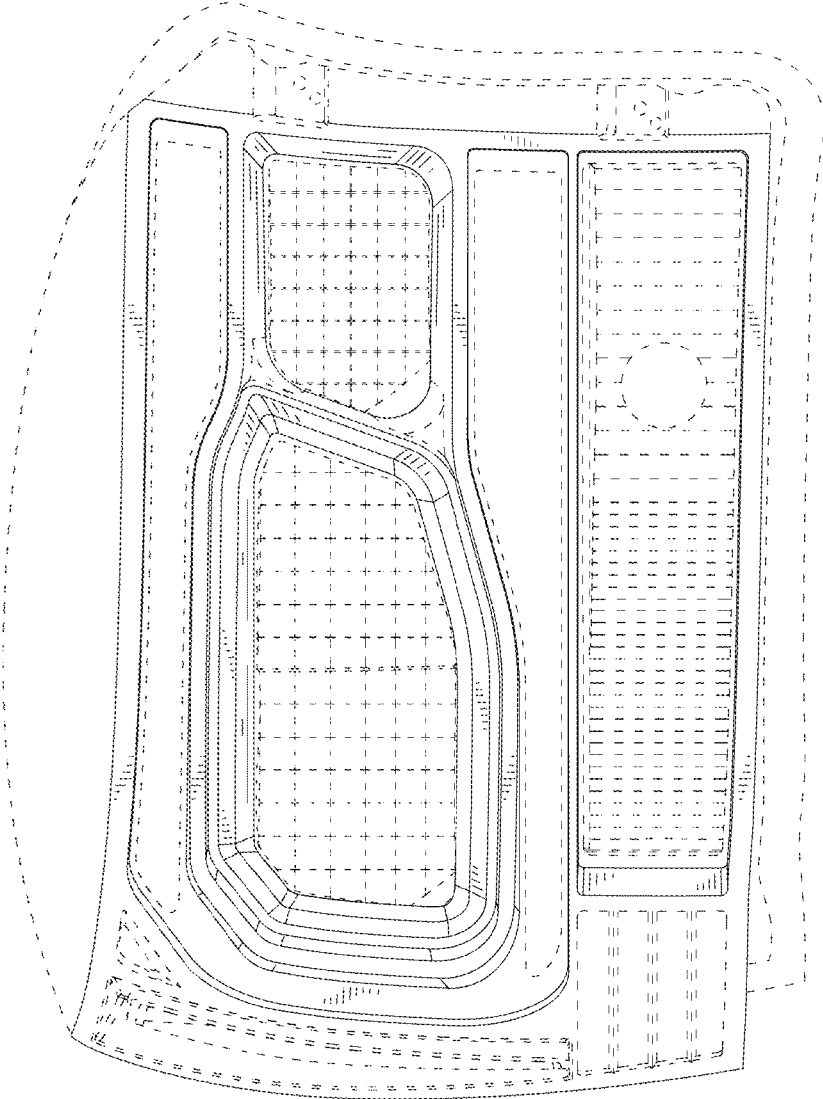


FIG.3




FIG.4

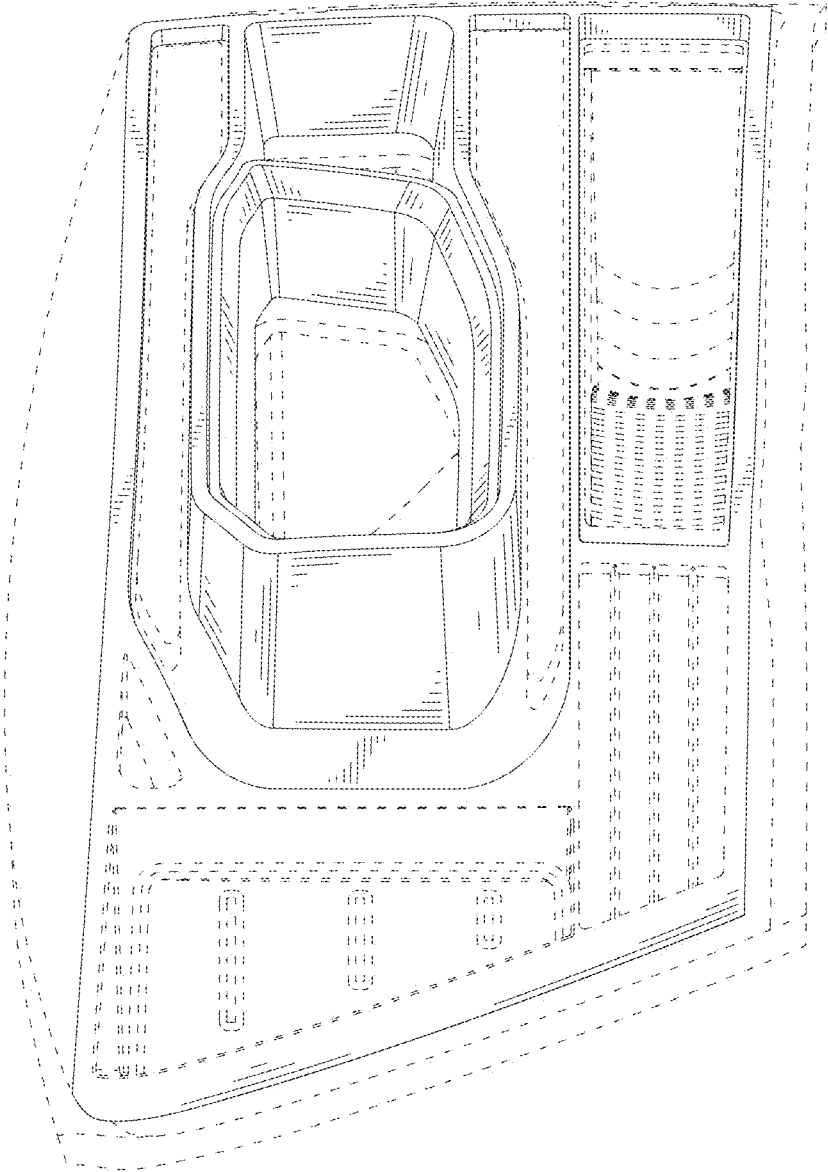


FIG.5




FIG.6

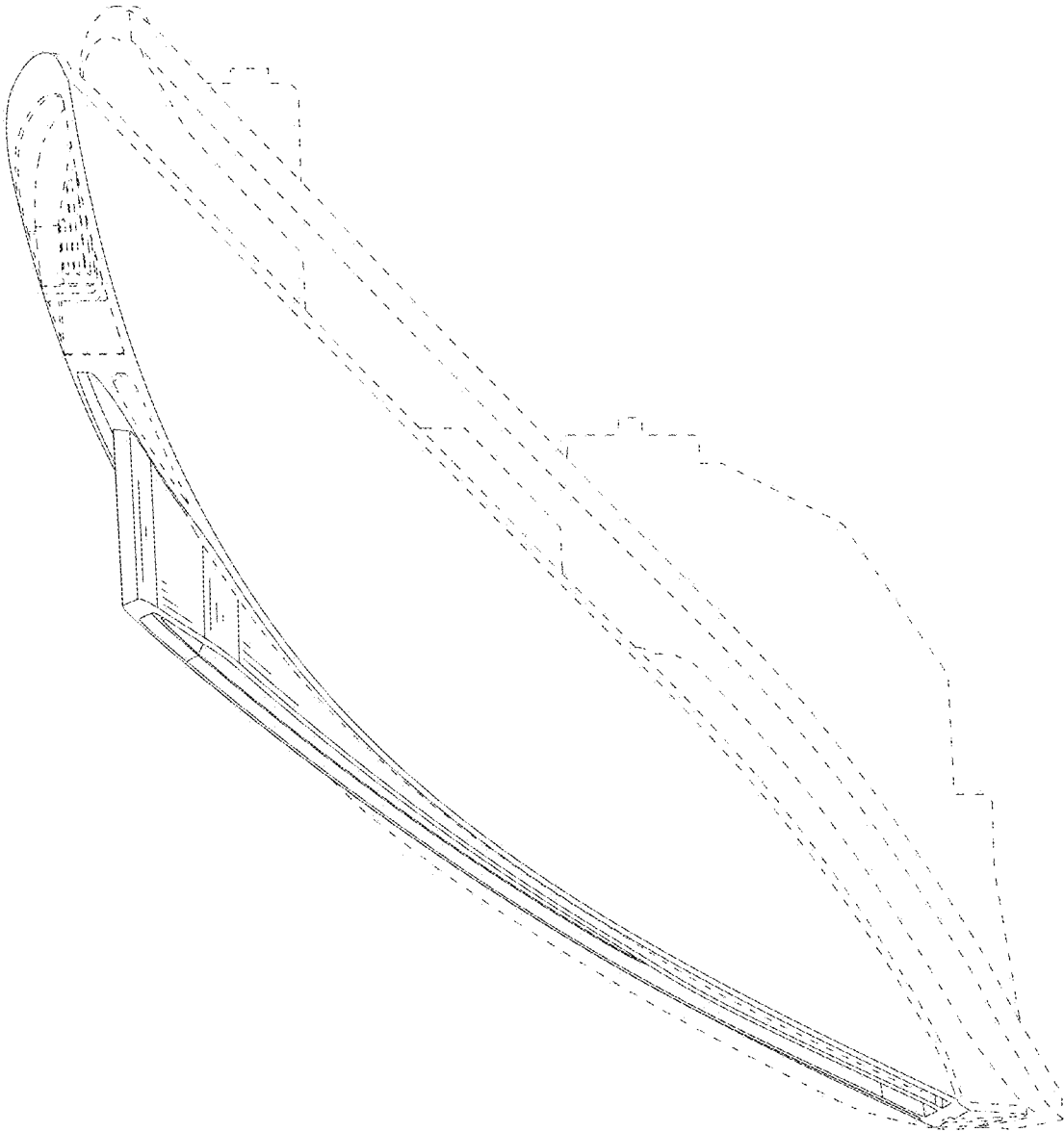


FIG.7




FIG.8