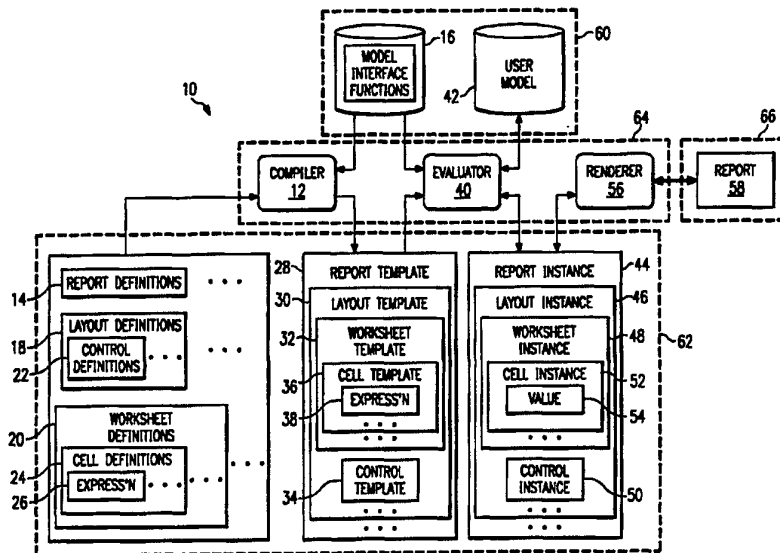




INTERNATIONAL APPLICATION PUBLISHED UNDER THE PATENT COOPERATION TREATY (PCT)

<p>(51) International Patent Classification <sup>6</sup> : <b>G06F 17/60, 17/24</b></p>	<p><b>A1</b></p>	<p>(11) International Publication Number: <b>WO 97/00487</b> (43) International Publication Date: 3 January 1997 (03.01.97)</p>
<p>(21) International Application Number: PCT/US96/09908 (22) International Filing Date: 10 June 1996 (10.06.96) (30) Priority Data: 08/491,121 16 June 1995 (16.06.95) US (71) Applicant: i2 TECHNOLOGIES, INC. [US/US]; Suite 1600, 909 East Las Colinas Boulevard, Irving, TX 75039 (US). (72) Inventors: KENNEDY, Brian, M.; 136 Rustic Meadow Way, Coppell, TX 75019 (US). OREN, Lamott, G.; 9244 Meadow Glen Drive, Dallas, TX 75238 (US). BUEHRING, Walter, J., Jr.; 2205 Windsor Drive, Richardson, TX 75082 (US). (74) Agent: MILLS, Jerry, W.; Baker &amp; Botts, L.L.P., 2001 Ross Avenue, Dallas, TX 75201-2980 (US).</p>	<p>(81) Designated States: AL, AM, AT, AZ, BB, BG, BR, BY, CH, CN, CZ, DE, DK, EE, ES, FI, GE, HU, IL, IS, KE, KG, KP, KR, KZ, LK, LR, LS, LT, LU, LV, MD, MG, MK, MN, MW, MX, NO, NZ, PL, PT, RO, RU, SD, SE, SG, SI, SK, TJ, TM, TR, TT, UA, UG, UZ, VN, ARIPO patent (KE, LS, MW, SD, SZ, UG), Eurasian patent (AM, AZ, BY, KG, KZ, MD, RU, TJ, TM), European patent (AT, BE, CH, DE, DK, ES, FI, FR, GB, GR, IE, IT, LU, MC, NL, PT, SE), OAPI patent (BF, BJ, CF, CG, CI, CM, GA, GN, ML, MR, NE, SN, TD, TG).</p> <p><b>Published</b> <i>With international search report.</i></p>	

(54) Title: INTERACTIVE REPORT GENERATION SYSTEM AND METHOD OF OPERATION



(57) Abstract

A computer software system (10) is provided. The computer software system (10) includes a compiler (12) operable to receive a worksheet definition (20) and to access a plurality of model interface functions (16). The worksheet definition (20) is named and parameterized and comprises a plurality of cell definitions (24) each defining a model-independent expression (26). The compiler (12) is further operable to generate a worksheet template (32) comprising a plurality of cell templates (36) each defining a model-dependent expression (38). An evaluator (40) is operable to receive the worksheet template (32) and a parameter expression. The evaluator (40) is further operable to access the plurality of model interface functions (16) and a user model (60). The evaluator (40) is operable to evaluate the parameter expression and the model-dependent expressions (38) in the worksheet template (32) and is operable to generate a worksheet instance (48) containing a plurality of cell instances (52) defining model-specific values (54).

**FOR THE PURPOSES OF INFORMATION ONLY**

Codes used to identify States party to the PCT on the front pages of pamphlets publishing international applications under the PCT.

AM	Armenia	GB	United Kingdom	MW	Malawi
AT	Austria	GE	Georgia	MX	Mexico
AU	Australia	GN	Guinea	NE	Niger
BB	Barbados	GR	Greece	NL	Netherlands
BE	Belgium	HU	Hungary	NO	Norway
BF	Burkina Faso	IE	Ireland	NZ	New Zealand
BG	Bulgaria	IT	Italy	PL	Poland
BJ	Benin	JP	Japan	PT	Portugal
BR	Brazil	KE	Kenya	RO	Romania
BY	Belarus	KG	Kyrgystan	RU	Russian Federation
CA	Canada	KP	Democratic People's Republic of Korea	SD	Sudan
CF	Central African Republic	KR	Republic of Korea	SE	Sweden
CG	Congo	KZ	Kazakhstan	SG	Singapore
CH	Switzerland	LI	Liechtenstein	SI	Slovenia
CI	Côte d'Ivoire	LK	Sri Lanka	SK	Slovakia
CM	Cameroon	LR	Liberia	SN	Senegal
CN	China	LT	Lithuania	SZ	Swaziland
CS	Czechoslovakia	LU	Luxembourg	TD	Chad
CZ	Czech Republic	LV	Latvia	TG	Togo
DE	Germany	MC	Monaco	TJ	Tajikistan
DK	Denmark	MD	Republic of Moldova	TT	Trinidad and Tobago
EE	Estonia	MG	Madagascar	UA	Ukraine
ES	Spain	ML	Mali	UG	Uganda
FI	Finland	MN	Mongolia	US	United States of America
FR	France	MR	Mauritania	UZ	Uzbekistan
GA	Gabon			VN	Viet Nam

INTERACTIVE REPORT GENERATION SYSTEM  
AND METHOD OF OPERATION

5

TECHNICAL FIELD OF THE INVENTION

This invention relates in general to the field of  
electronic systems, and more particularly to an  
interactive report generation system and a method of  
operation.

10

BACKGROUND OF THE INVENTION

Conventional planning software applications are used in a wide variety of industries to accomplish various planning purposes. These planning software applications generally utilize a model of the user's environment for which planning is desired. In the manufacturing context, personnel could use planning software to develop solutions to problems and to react and compete intelligently in a given market. Planning software is needed that can be programmed by users to answer the questions that need to be answered in a format useful to the user.

The productivity impact of manufacturing planning software may be limited by the capabilities of the software, itself. Conventional planning software can be incapable of generating needed reports, performing needed analysis, allowing the needed modifications to a model, or modeling the problem needed to be solved. Consequently, users have limited options because many helpful planning tasks cannot reasonably be done manually and planning software is unable to do them automatically.

One fundamental need of manufacturing personnel, for example, is to generate custom reports that display desired information in formats, terms, and units that are used in daily manufacturing operations. Users of planning software should not be required to manually search a large quantity of data to find desired information and complete a desired analysis. Users also should not be required to convert data mentally from one set of units into units used on the factory floor. All searching, sorting, filtering, converting and translation is work that it is advantageous for planning software applications to handle.

The programming mechanism that is most widely used by non-programming professionals is the conventional spreadsheet, such as LOTUS 1-2-3 and MICROSOFT EXCEL. Often planners, purchasers, sales professionals and others, faced with inadequate planning software applications, develop sophisticated analyses and reports using conventional spreadsheet tools.

Contrary to conventional planning software applications, it is advantageous that a planning software application be directly programmable by the personnel that need planning tools. It is problematic for a user to be required to turn to a local system maintainer or programmer or the software vendor to initiate a new analysis or to make minor adjustments. It is also problematic if a user is unable to experiment with different options and possibilities in order to develop an analysis of and interface with the modeled environment whether manufacturing, distribution, supply or other planning environment. It also is advantageous that a user be enabled to accomplish planning analysis through direct interaction with a reporting system.

SUMMARY OF THE INVENTION

A need has arisen for a report generation system that provides programmability, model independence and interactivity.

5 In accordance with the present invention, an interactive report generation system and a method of operation are provided that substantially eliminate or reduce disadvantages and problems associated with conventional planning and spreadsheet software  
10 applications.

According to one embodiment of the present invention, a computer software system is provided. The computer software system includes a compiler operable to receive a worksheet definition and to access a plurality  
15 of model interface functions. The worksheet definition is named and parameterized and comprises a plurality of cell definitions each defining a model-independent expression. The compiler is further operable to generate a worksheet template comprising a plurality of cell  
20 templates each defining a model-dependent expression. An evaluator is operable to receive the worksheet template and a parameter expression. The evaluator is further operable to access the plurality of model interface functions and a user model. The evaluator is operable to  
25 evaluate the parameter expression and the model-dependent expressions in the worksheet template and is operable to generate a worksheet instance containing a plurality of cell instances defining model-specific values.

According another embodiment of the present  
30 invention, an interactive report generation system is provided that includes a compiler, an evaluator, a renderer, and a plurality of model interface functions. The compiler is operable to receive report, layout, and worksheet definitions, to access a plurality of model

35

interface functions, and to generate a report template. The evaluator is operable to receive the report template, to access a plurality of model interface functions, to access a user model, and to generate a report instance. 5 A renderer is operable to receive the report instance and to display and allow interaction with that report instance.

One technical advantage of the present invention is allowing interactive access to a model of a user's 10 environment through report functions where the functions are parameterized and are independent of the model. The cells provided in a worksheet of a report have "set" expressions in addition to "get" expressions such that editing the cell can result in changes to data in the 15 user's model as opposed to changes simply in the cell.

Another technical advantage of the present invention is that the values returned by the worksheet and model access functions have a well-defined type. The type 20 allows type-sensitive interaction and help. Further, the type allows overloaded functions which are functions with the same name that take different types of arguments and can have different behavior for each.

An additional technical advantage of the present invention is the provision of different classes of 25 worksheets within reports such as normal (one cell formula results in one value) and replicating (one cell formula is replicated into many cell values) worksheets.

A further technical advantage of the present invention is the provision of different classes of 30 layouts associated with each class of worksheets in reports such as tabular, bar chart, Gantt chart, and menu layouts. Further, the present invention allows different tabular layouts, and in particular, provides the flexible axis-cross layout for replicating worksheets in reports.

A further technical advantage is the ability of layouts to utilize different controls for display of and interaction with the cells in the worksheet of a report. Examples of the different controls provided include  
5 different classes of controls for display and interaction including text, slider, Gantt chart and bar chart controls.

An additional technical advantage of the present invention is the power of a graphical user interface  
10 (GUI) specification in the report specification where commands on controls equate to GUI event handlers, controls in layouts equate to GUI widgets, layouts in reports equate to GUI window segments, menus and dialogue boxes, and a report equates to a GUI window.



BRIEF DEFINITION OF THE DRAWINGS

A more complete understanding of the present invention and advantages thereof may be acquired by reference to the following definition taken in  
5 conjunction with the accompanying drawings in which like reference numbers indicate like features and wherein:

FIGURE 1 is a block diagram of a report generation system, constructed according to the teachings of the present invention;

10 FIGURE 2 illustrates a table showing expressions utilizing a list and the number of cells resulting from evaluation of the expressions;

FIGURES 3A, 3B, 3C, and 3D illustrate tables showing examples of lists and evaluations of expressions that are  
15 functions of lists;

FIGURE 4A illustrates a dependency diagram; and

FIGURES 4B, 4C, 4D, 4E, 4F, and 4G illustrate tables showing examples of axis-cross layouts of cells resulting from evaluation of expressions.

DETAILED DEFINITION OF THE INVENTIONReport Generation System

FIGURE 1 is a block diagram of a report generation system, indicated generally at 10, constructed according to the teachings of the present invention. Report generation system 10 includes a compiler 12. Compiler 12 receives a report definition 14 and model interface functions 16. Report definition 14 refers by name to at least one layout definition 18. Layout definition 18 refers by name to a worksheet definition 20 and at least one control definition 22. Worksheet definition 20 includes at least one cell definition 24 that includes at least one expression 26. There should be at least one control definition 22 associated with any cell definition 24 that is to be visible to the user. One control definition can be associated with zero or more cell definitions, and one cell definition can be associated with zero or more control definitions. The embodiment of FIGURE 1 is not intended nor should be construed to limit the scope of the present invention. More than one report definition 14 can use the same layout definition 18, and more than one layout definition 18 can use the same worksheet definition 20.

Compiler 12 generates a report template 28 from a report definition 14 and model interface functions 16. Report template 28 includes a layout template 30 for each layout definition 18 in report definition 14. Layout template 30 includes a worksheet template 32 corresponding to worksheet definition 20. Layout template 30 also includes a control template 34 for each control definition 22 in report definition 14. Worksheet template 32 includes a cell template 36 for each cell definition 24 in report definition 14. Cell template 36

includes an expression 38 for each expression 26 in cell definition 24.

An evaluator 40 receives report template 28 and model interface functions 16. Evaluator 40 also accesses  
5 a user model 42. User model 42 comprises a model of a user environment such as a manufacturing environment. Evaluator 40 generates a report instance 44. Report instance 44 includes a layout instance 46 corresponding to layout template 30. Layout instance 46 includes a  
10 worksheet instance 48 and control instance 50 corresponding to worksheet template 32 and control template 34. Worksheet instance 48 includes at least one cell instance 52 corresponding to an evaluation of cell template 36. Cell instance 52 includes a value 54. A  
15 renderer 56 is coupled to report instance 44. Renderer 56 generates a report 58 and manages interaction with report 58.

In one embodiment of the present invention, report generation system 10 comprises a computer software system  
20 executed by a general purpose digital computer. In this embodiment, a data storage device 60 is operable to hold model interface functions 16 and user model 42. A data storage device 62 is operable to hold report definition 14, report template 28 and report instance 44. Data  
25 storage devices 60 and 62 can comprise magnetic storage devices, memory devices or other such data storage devices. Further, data storage devices 60 and 62 can be separate or can comprise parts of a single device. An execution memory 64 is operable to hold compiler 12,  
30 evaluator 40 and renderer 56 such that each can be executed by a processor in the general purpose digital computer. Execution memory 64 is also operable to hold executable code associated with model interface functions 16. Execution memory 64 can comprise a memory device or

other such data storage device. A display device 66 is operable to display report 48 for viewing and interaction by a user of report generation system 10. A printer is an example of a display device 66 that can display the report but can not support interaction with the report.

#### Report Generation Model

In operation, compiler 12 generates report template 28 from report definition 14 utilizing model interface functions 16. Report template 28 is provided to evaluator 40. Evaluator 40 generates report instance 44 from report template 28 utilizing model interface functions 16 and data from user model 42. Report instance 44 is provided to renderer 56. Renderer 56 generates report 58 from report instance 44 and manages use interaction with report 58. In this report generation mode, report generation system 10 processes report definition 14 to produce report 58 which displays and allows interaction with the desired report information incorporating data from user model 42.

Report generation system 10 is user-programmable, model-independent, and interactive. Model independence arises from the fact that report definition 14 generically defines the desired report without regard for the data values contained in user model 42. Report definition 14 includes a layout definition 18 for each window segment desired in report 58. Layout definition 18 includes worksheet definition 20 and a control definition 22 for each independently defined window element desired in the window segment in report 58. Each window element for control is associated with, displays and provides interaction with, particular cells defined by worksheet definition 20. Worksheet definition 20

defines at least one cell definition 24 having at least one expression 26.

5 Compiler 12 receives a report definition 14 as an input. Compiler 12 generates a corresponding report template 28 suitable for use by evaluator 40. Compilation of some of the functions used in expressions 26 are as dictated by model interface functions 16. The resulting expressions 38 refer to the corresponding executable function in the model interface functions 16  
10 for use by evaluator 40.

Evaluator 40 receives report template 28 as an input. Evaluator 40 accesses model interface functions 16 to obtain function implementations in order to evaluate each expression 38 in report template 28.  
15 Evaluator 40 accesses data in user model 42 according to the function implementation when evaluating each expression 38. Evaluator 40 generates report instance 44 in which each cell template 36 has been evaluated to one or more cell instance 52 each having a value 54. Value  
20 54 is the result of evaluating expression 38 with data from user model 42. Evaluator 40 also converts each control template 34 to a control instance 50 appropriate for use by renderer 56 to display interactive controls reflecting cell values 54.

25 Renderer 56 receives report instance 44 as an input. Renderer 56 processes each control instance 50 and worksheet instance 48 associated with each layout instance 46 to generate and display report 58. Renderer 56 may also manage interaction with the generated report  
30 58 in the case of electronically rendered reports. Report 58 displays data from user model 16 according to the desired report analysis defined by report instance 44.

### Interactive Mode

Report generation system 10 can be interactive with respect to a user after report 58 is generated and displayed. In this interactive mode, a user can interact  
5 with report 58 to modify user model 42 and to modify report instance 44. In one embodiment of the present invention, report 58 is displayed through a graphical user interface (GUI) and interaction is driven by actions a user takes on controls in the GUI display.

10 In interactive mode, report 58 provides information to renderer 56 describing actions taken by a user. Renderer 56 makes corresponding changes in report instance 44 such as changing value 54 for cell instance 52. Evaluator 40 receives the changes to report instance  
15 44, accesses report template 28 if necessary, and makes appropriate changes to data values in user model 42. Evaluator 40 also re-evaluates report template 28, regenerating report instance 44, if any values of other cells should change due to a change of data values in  
20 user model 42.

Modification of user model 42 and report instance 44 is accomplished through the use of "get" and "set" expressions for expression 38 in cell template 36. The get expression informs evaluator 40 what data to obtain  
25 as a value from user model 42 when evaluating an expression 38. The set expression informs evaluator 40 as to an appropriate response to a change in value 54 interactively caused by a user modifying report 58. When value 54 for cell instance 52 is changed, evaluator 40  
30 determines whether to modify data values within user model 42. As an example, a first cell may give a value for a queue time associated with a particular manufacturing resource. The get expression associated with the first cell could inform evaluator 40 what data

to obtain for the queue time from user model 42. The set expression associated with the first cell could inform evaluator 40 that a change in the value of the first cell should result in changing the data in user model 42 to  
5 match the queue time value entered by the user. A second cell could display a sum of the queue time and a wait time associated with the same resource. A get expression associated with this second cell could inform evaluator  
10 and the wait time and to sum the two values. The set expression associated with the second cell could inform evaluator 40 that a change in the value of the second cell should result only in a change of the wait time in user model 42. Thus, if the queue time were 10, and the  
15 wait time were 5, and a user changed the value of the second cell from 15 to 20, evaluator 40 would change the data in user model 42 for the wait time from 5 to 10.

Report generation system 10 is programmable in that report definition 14 is created and supplied by a user  
20 such as through a graphical or textual report tool. Report definition 14 refers to one or more layout definitions 18. Each layout definition 18 refers to a worksheet definition 20 and consists of a number of control definitions 22. Multiple report definitions 14  
25 can share layout definitions 18. Layout definition 18 can share worksheet definitions 20. Each worksheet definition 20 consists of one or more cell definitions 24 which contain expression 26. Each control definition 22 is associated with zero or more cell definitions 24 of  
30 worksheet definition 20.

Report definition 14 is compiled by compiler 12 into report template 28. Report template 28 has similar form and structure to report definition 14. Compiler 12 utilizes model interface functions 16 designed for

accessing user model 42 to define function calls placed  
in expressions 38. Report template 28 is evaluated using  
implementations from model interface functions 16 and  
data from user model 42 by evaluator 40. Evaluator 40  
5 evaluates report template 28 to generate report  
instance 44. Report instance 44 can drive a number of  
renderings including on-screen graphical user interfaces  
(GUI's) or paper reports. According to the teachings of  
the present invention, report instance 44 is not static.  
10 By interaction of a user with report 58, report instance  
44 operates as an interactive tool giving a user the  
ability to manipulate data in user model 42 and change  
values in report instance 44.

#### 15 Interaction with User Model

Report generation system 10 provides interaction  
with user model 42. User model 42 comprises a data  
structure for supporting desired report functionality  
such as manufacturing planning. Expressions 26 in report  
20 definition 14 support functions for accessing user  
visible data in user model 42. Those functions further  
support both getting and setting of values in user model  
42, as described above. Editing a cell in report 58 can  
have two effects: the user can change what portion of  
25 user model 42 the cell accesses, or the user can change  
the value of a data field in user model 42 that is  
accessed to generate the cell value.

According to the teachings of the present invention,  
the function implementations that pull information out of  
30 user model 42 are associated with a type such that the  
type of data (quantity, number, string, pathname, etc.,  
or a user model type such as an operation, resource,  
buffer, etc.) pulled out by each function is known and  
checked. For example, if a function expects to be passed



a quantity, but instead is passed a pathname, then the call to that function will not compile and compiler 12 can post an error. Parameters are passed to worksheet definitions 20 which are model independent. For example, 5 a worksheet definition 20 can be defined that will cause the display of fields related to a resource without specifying which resource. When calling or instantiating that worksheet definition, the desired resource can be passed as a parameter. Parameters of a worksheet or 10 report define what additional information must be combined with the worksheet or report template so that it may become a worksheet or report instance.

#### Classes of Worksheets

15 Worksheet instance 48 is a collection of cells that consists of evaluated expressions. The cells are named by row-column as with a conventional spreadsheet, but are not restricted by that naming as in conventional spreadsheets. Worksheets in which cells are defined can 20 be one of several different classes of worksheets.

One class of worksheets produces cells like a traditional spreadsheet such that for each cell in worksheet definition 20 there is one cell generated in worksheet instance 48. Cells are generated in the same 25 row and column position as the cells are named.

According to the teachings of the present invention, other worksheet classes can be defined that are very different from the spreadsheet class. For example, a menu worksheet class may produce cells such that each 30 cell is a menu entry with a label, mnemonic, and keyboard accelerator. Another worksheet class is a replicating worksheet which may generate hundreds of cells in the instantiation of worksheet instance 48 for each cell in worksheet definition 20. The cells are replicated

depending upon information in the data set of user model 42.

#### Replicating Worksheet

5           FIGURE 2 illustrates a table showing expressions  
utilizing lists and the number of cells resulting in  
evaluation of the list expressions. One data type that  
can be returned by a worksheet expression is a "list of  
elements of type V" or "type LIST <V>." A replicating  
10 worksheet can be evaluated such that one cell will be  
instantiated for each element in a list computed by a  
single cell expression. Cells that use a cell that  
computes a list see a type matching the type of elements  
that are in the list. The same number of cells generated  
15 for a list can be generated for each cell expression that  
computes from the list. The table of FIGURE 2 provides  
examples of expressions utilizing lists.

A cell whose expression evaluates to List <V> can be  
instantiated with one cell for each V in the list. The  
20 number of cells depends on the size of the list which in  
turn depends upon the user model data set to which the  
worksheet is applied. For example, consider a cell A1  
that accesses the model field "primes" returning a list  
of three numbers that are prime: 2, 3, and 5. A List <T>  
25 is treated the same as List <V>. Consider a cell A2 that  
accesses another field "vowels" returning a list of five  
strings containing vowels: a, e, i, o, and u.

As shown in row three of FIGURE 2, a cell's  
expression may compute a value of type S using the cell  
30 that computes List <T>. The expression uses data of type  
T, and can be reevaluated for each T in List <T>. Thus,  
the expression can instantiate the same number of cells  
as elements in List <T>. The relationship between  
corresponding cells instantiated with T's and

instantiated with S's is maintained according to the teachings of the present invention. For example, the cells can be displayed in the same row or column.

5 As shown in row four of FIGURE 2, another cell's expression may compute a value of type R using both a T and a V from List <T> and List <V>. In this case, an R can be computed for each combination of T and V computed in List <T> and List <V>. If List <T> results in ten T's, and List <V> results in seven V's, there will be 70  
10 R's computed. Once again, the relationship between each R and the T and V from which it was computed can be maintained. For example, if the T's are in rows and the V's are in columns, and then the R's can be placed in the row-column intersection relative to the T and V from  
15 which each R was computed.

In row five of FIGURE 2, a cell computes a List <Q> from each T in List <T>. In this case, the instantiation of the cell can include one cell for each Q in each List <Q> computed from each T in List <T>. If three T's  
20 were computed, for example, the first one may yield four Q's, the next one may yield two Q's, and the last one may yield five Q's. There would be eleven Q's, and each would be instantiated into a separate cell. The relationship between the Q's and the T's from which each  
25 Q was computed can be maintained as mentioned above. This relationship results in a hierarchy, where each parent T may have several children Q's.

An expression could compute a List <P> from both a T and a V, which came from List <T> and List <V>,  
30 respectively, as shown in row six of FIGURE 2. The result can be one cell for each P in each List <P> generated from each combination of T and V. For example, D1 could compute the next A1 number of letters following the letter in A2. Given A1 has value 2 and A2 has value

"a", the generated list for D1 would be "b" and "c" (the 2 letters following "a"). Given A1 has value 5 and A2 has value "u", the list "v", "w", "x", "y", "z".

5 Finally, in FIGURE 2, a cell could compute a list  
<N> obtained by referencing itself. Such a cell is recursive. For example, a cell A1 could return the List[Item] that includes all Items required to build a particular Item. For each Item in that list, we may want  
10 to find the List[Item] need to build that Item. By  
continuing in that way, the full tree of Items that go into an Item can be generated. The 'recurse' function supports such self-referencing cells. The initial list is passed into recurse along with an expression to be evaluated on each licensor, for example #.children.

15

#### Examples of Cells Based Upon Lists

FIGURES 3A 3B, 3C and 3D illustrate examples of cells instantiated based upon lists. In FIGURE 3A, list A1 includes three elements: 2, 3 and 5. Cell B1 computes  
20 (A1+3). Evaluation of B1 is performed once for each element in the list of A1. Thus, the result for B1 is three cells having the values 5, 6, and 8, as shown.

FIGURE 3B illustrates cells instantiated based upon two lists. Cell B2 computes A2 concatenated with a  
25 string representation of A1. A2 is a list of vowels: a, e, i, o, and u, and A1 is a list of prime numbers: 2, 3 and 5. B2 converts the prime number of A1 to a string and concatenates the vowel in A2. The expression of B2 is reevaluated for each combination of elements from A1  
30 and A2. Thus there are fifteen cells instantiated as shown in FIGURE 3B.

FIGURE 3C illustrate a list generated from a list. Cell C1 computes the next A1 multiples of A1. For this expression, A1 is a number. The expression of C1

evaluated from A1 is reevaluated for each number in A1. The result is a list of numbers for each C1 evaluated from A1. As shown in FIGURE 3C, ten cells are instantiated.

5           FIGURE 3D illustrates cells based upon a second list that itself is based upon a first list. C2 has the same formula as B2, but is computed from C1 and A2 rather than B1 and A2. C2 generates one cell for each combination of A2 and C1. Thus, fifty cells are instantiated for C2 as  
10 shown in FIGURE 3D. The examples of FIGURES 3A through 3D are not intended and should not be construed to limit the scope of the present invention.

#### Classes of Layouts

15           A layout specifies how cells instantiated from a worksheet should be arranged for presentation to and interaction with a user. Each worksheet can have many layouts, and each layout can present the same information in a different way. There can be different classes of  
20 layouts. An example layout for replicating worksheets is the axis-cross layout which allows the generated cells to be organized hierarchically in two different axes and in the intersection, or the "cross". This allows cells computed from multiple other cells to be arranged  
25 meaningfully, showing the relationships between the cells. Alternatively, the same replicating worksheet could be presented with a bar chart layout presenting the information as bars in a histogram. The information could be organized into side by side bars, stacked bars,  
30 and nested bars.

### Axis-Cross Layout

An axis-cross layout organizes cells of a replicating worksheet into three sections: the X axis, the Y axis and the cross (the intersection of the two axes). In one embodiment of the present invention, each cell may appear in zero or one of the sections.

FIGURE 4A illustrates a dependency diagram and FIGURES 4A, 4B, 4C, 4D, 4E, 4F and 4G illustrate examples of axis-cross layouts. A cell in the X or Y axis cannot appear in a different axis than any cell from which it computes. Therefore, a cell that is computed from cells in both axes can only appear in the cross. In an axis, each cell nests within other cells it is dependent upon and nests within any cells to the left of it. In the cross, the cells nest within any of the cells in the axis, but do not nest within other cells in the cross. The elements of FIGURES 4A through 4G are based upon the cells and expressions used as examples in FIGURES 3A through 3D as described above.

FIGURE 4A illustrates a dependency diagram. A1 and A2 are independent (not dependent on other cells). B1 and C1 depend upon A1. B2 depends upon both A1 and A2. C2 is dependent on A2 and C1, and is thus indirectly dependent upon A1.

FIGURE 4B illustrates a layout where the Y axis includes A1, B1 and C1. Elements in the Y axis are displayed in columns, where as elements in the X axis (empty in this example) would be displayed in rows.

FIGURE 4C illustrates an axis-cross layout where the Y axis includes A1, B1, and C1. The X axis includes A2 and the cross, where the cross is defined as B2. Thus, the elements of A1, B1, and C1 are arranged in columns, and the elements of A2 are arranged in a row. The cells of B2 are located in the cross, as shown.

FIGURE 4D illustrates an axis-cross layout where the Y axis includes A1, B1, and C1, and the X axis includes A2 and the cross, where the cross is defined as C2.

5 Similar to FIGURE 4C, the cells of A1, B1, and C1 are located in columns, and the cells of A2 are located in a row. The cells of C2 are located in the cross, as shown.

FIGURE 4E illustrates an axis-cross layout where the cross is defined to include two lists. In FIGURE 4E, the Y axis is defined to include C1. The X axis includes A2 and the cross, where the cross is defined as B2 and C2. In this layout, for the X axis, the cross nests within A2. Thus, the cells of the cross are grouped under the cells of A2. As shown, the cells of C1 are arranged in a column, and the cells of A2 are arranged in a row. The cells of the cross are arranged according to the B2 and C2 corresponding to each element of A2.

FIGURE 4F is similar to FIGURE 4E except the nesting of the X axis is switched. In FIGURE 4F, the X axis is defined as the cross and A2, where the cross includes B2 and C2. The Y axis is again defined as C1. In FIGURE 4F, A2 nests within the cross. Thus, the cells of the cross are separated according to B2 and C2, as shown.

FIGURE 4G illustrates an example of grouping. In FIGURE 4G, the layout is defined such that B1 and C1 are grouped under A1. For each value under A1, all of the titles in the group will nest. In this case, the titles B1 and C1 nest in rows for each value of A1. In a second column, the values of the group nest with and under the corresponding group title. So, the C1 values are put on the rows with the C1 title. Dependent groups can also be defined which nest like groups, but do not display a column of titles. Rather, the values display dependent upon which independent group member is displayed on the

current row. Finally, if a group member has no values, then no row needs to be generated for the value or the title.

5 Classes of Chart Layouts

There can be a number of different layouts such as bar charts (histograms with side-by-side, stacked and overlapping bars), pie charts, line charts and Gantt charts. Each layout allows the arrangement and display of the same cell information but in different graphical formats and with different interactive behavior.

A bar chart layout may allow a user to specify a series of cells. The first cell on an axis is the deepest, the second is in front of the first, and so on. A group of cells of that axis indicates that those cells are at the same depth, positioned side-by-side. The first cell in the group is the left most, the next is to the right of that and so on. A group within a group on an axis can indicate that those cells have the same depth and same left to right position, positioned side-by-side and stacked. The first cell in the group within the group can be on the bottom, the next is on the top of that, and so on.

This is one possible set of rules for a bar chart layout. Some embodiments provide more flexibility but are not as simple. Others can be more simple but not as functional. It is advantageous to provide several different bar chart layouts that provide different features and complexity.

For example, an axis-bar chart layout could be setup like one axis of the axis-cross layout, allowing arbitrary nesting in the axis labels, and inclusion of arbitrary information, just as if it was an axis of axis-cross. Effectively, the last one or few cells in the



nesting would be specified to use the bar control, resulting in them being displayed as bars.

5 A multi-line line chart can be done similarly. One axis of axis-cross is given. All cells that are not given one of several line controls are displayed just like axis-cross. The cells that are specified to have line control are replaced in the axis cross with just a legend indicator (the shape of the points used for that line) and the data is drawn as a line.

10 Another class of layout is a Gantt chart. A cell is specified to delineate the rows. Then a dependent cell that computes a list is defined that generates the blocks and their labels for the Gantt chart. Then two cells that are dependent upon the second cell define the start and end positions of each block. The result is a generic specification of a Gantt chart. A Gantt chart could be specified in other ways, and given various features, duality, flexibility, and ease of use.

20 A further layout class is a menu layout. The menu layout provides a series of cells containing "buttons" or menu items. The layout can result in a platform and window system conforming menu that includes look and feel, mnemonic handling, and accelerator handling as appropriate for the platform. In fact, where the native window system provides menu mechanisms, the menu layout and controls can be compiled directly into menus of the native window system, giving efficiency and consistency

### Controls

30 Controls are individual display elements of a layout. For example, a pie slice in a pie chart layout can be a separate control. Each bar in a Gantt chart layout can be a separate control, and each cell of a tabular layout could contain a different control. A

slider control could be placed in a cell if the cell were numeric. The slider provides a graphic handle that slides in a groove indexed with the range of possible values for the cell. A user can change the value of the cell by sliding the handle using interaction with a mouse or other input device. A logical valued cell may have a check box control that is checked if true and empty if false. Changing the value is accomplished by clicking the mouse on the box.

Each class of layout determines the type of controls that are meaningful. Some layouts may not need different controls to be selected. However, the more controls accepted by a layout, the more flexible that layout because the more options that are available.

For example, consider the line chart layout. There are several different line controls that give different charts. The line control takes an 'x' and a 'y', draws a point at that position, and connects a straight line from the previous position to this new point's position. The line-step control also takes an 'x' and a 'y' and draws a point at that position, but it connects with the previous point by drawing horizontally from the previous point to the 'x' of the new point and 'y' of the previous point, and then drawing vertically to the new point. The line-rate control takes a third value in addition to 'x' and 'y': a 'rate'. It draws the point at 'x' and 'y' like the other, but draws a line from the previous point with a slope of 'rate' until it reaches the 'x' of the new point, at which point it draws vertically.

As another example, a pie slice control would generally be useful only in a pie chart layout, and pie chart layouts may only allow pie slice controls. Some pie slice controls may allow edges to be dragged in order to change the value displayed. Other pie slice controls

may allow the slice to be pulled out of the pie in order to highlight the slice. Other controls may display text in the slice. Similarly, Gantt charts may only allow Gantt bar controls. In contrast, a text control may be  
5 usable in many layouts. Some text controls may allow any text to be inserted. Other text controls may restrict what text can be input or may invoke validation rules. In addition to the behaviors provided by a control, additional commands can be attached to a control to be  
10 invoked for particular events. For example, a command "bring up help menu" could be associated with event "right button" for a particular control in a given layout.

#### 15 Overview

The report generation system of the present invention can comprise a software system executable on a general purpose digital computer. In general, the report generation system operates in two modes. The first mode  
20 is that of generating a report. In this generation mode, the report generation system processes a report definition by compiling it to a report template and evaluating the report template to a report instance. The report instance is then rendered to display the report to  
25 a user. At this point, the report generating system can enter into the second mode.

This second mode is an interactive mode. A user is enabled to interact with the report display in a number of ways. The report is analogous to a traditional GUI  
30 environment. The analogies are as follows: GUI event handlers are commands and bindings on controls; GUI widgets are controls in layouts; GUI windows segments are layouts; GUI menus are layouts; GUI dialogues are layouts; and GUI windows are reports.

A report is a window displaying information to a user. A user performing an action in a report constitutes an event on a control. The controls in the layouts, once activated, are serviced. A user is enabled to perform various functions including editing the values in the report and editing associated values in the user model. The user interacts with the report based upon the graphical user interface.

One technical advantage of the present invention is allowing interactive access to a model of a user's environment through report functions where the functions are parameterized and are independent of the model. The cells provided in a worksheet of a report that have "set" expressions in addition to "get" expressions such that editing the cell can result in changes to data in the user's model as opposed to changes simply in the cell. In addition, report information types are used that are identical to information types in the user's model, supporting and allowing type sensitive expressions, functions, menus and help features.

Another technical advantage of the present invention is the provision of different classes of worksheets within reports such as a spreadsheet worksheet and replicating worksheets.

A further technical advantage of the present invention is the provision of different classes of layouts associated with each class of worksheets in reports such as tabular, bar chart, Gantt chart, pie chart and menu layouts. Further, the present invention allows different tabular layouts, and in particular provides the flexible axis-cross layout for replicating worksheets in reports.

A further technical advantage of the present invention is the capability of layouts to utilize

different controls for display of and interaction with the cells in the worksheets of a report. Examples of the different controls provided include different classes of controls for display and interaction including text,  
5 slider, Gantt chart and bar chart controls.

An additional technical advantage of the present invention is the power of a graphical user interface (GUI) specification in the report specification where commands and bindings on controls equate to GUI event  
10 handlers, controls in layouts equate to GUI widgets, layouts in reports equate to GUI window segments, menus and dialogue boxes, and a report equates to a GUI window.

The report generation system of the present invention provides a powerful reporting system allowing a  
15 user to create reports, analyze data, and engage in hypothetical evaluations of a user model.

Although the present invention has been described in detail, it should be understood that various changes, substitutions and alterations can be made hereto without  
20 departing from the spirit and scope of the invention as defined by the appended claims.

WHAT IS CLAIMED IS:

1. A computer software system comprising:  
a compiler operable to receive a worksheet  
definition and to access a plurality of model interface  
5 functions, the worksheet definition being named and  
parameterized and comprising a plurality of cell  
definitions each defining a model-independent expression,  
and the compiler further operable to generate a worksheet  
template comprising a plurality of cell templates each  
10 defining a model-dependent expression; and  
an evaluator operable to receive the worksheet  
template and a parameter expression, the evaluator  
further operable to access the plurality of model  
interface functions and a user model, operable to  
15 evaluate the parameter expression and the model-dependent  
expressions in the worksheet template, and operable to  
generate a worksheet instance containing a plurality of  
cell instances defining model-specific values.
- 20 2. The computer software system of Claim 1,  
wherein:  
the compiler is further operable to receive a set-  
expression for each cell definition of the worksheet  
definition and to record the set-expression in the  
25 worksheet template; and  
the evaluator is further operable to receive edits  
to the values of the worksheet instance and change the  
user model as specified by the set-expression recorded by  
the compiler in the worksheet template.

30

3. The computer software system of Claim 1,  
wherein the compiler and the evaluator are operable to  
process one of a plurality of worksheet types including a  
replicating worksheet for which a cell that evaluates to  
5 a list of values is evaluated into replicated cells in  
the worksheet instance, and a cell that evaluates from  
such list-valued cells also evaluates into replicated  
cells, one for each replicated cell from which it is  
evaluated.

10

4. The computer software system of Claim 3,  
wherein a model-independent and a model-dependent  
expression comprise a recurse expression that allows a  
cell to generate a list from itself, resulting in nested  
15 replications generated from each replication of the same  
cell, continuing until the nested replications result in  
lists of zero values.

5. The computer software system of Claim 4,  
20 wherein:

the compiler is further operable to receive an  
additional set-expression for each cell definition of the  
worksheet definition; and

25 the evaluator is further operable to receive edits  
to the values of the worksheet instance and to change the  
user model as specified by a set-expression recorded by  
the compiler in the worksheet template.

6. The computer software system of Claim 1, further comprising a renderer operable to receive the layout instance and to visually display controls to a user, and wherein:

5 the compiler is further operable to receive a layout definition, the layout definition being named and parameterized and comprising a plurality of control definitions that specify display of cell values, specifying the worksheet definition by name and passing  
10 specific parameter expressions to the worksheet definition, and the compiler further operable to generate a layout template;

the evaluator is further operable to receive the layout template and to generate a layout instance  
15 specifying a precise relative layout of control instances, the control instances specifying a precise display of worksheet values;

the layout definition, template and instance  
20 comprise a layout type; and

the controls comprise a plurality of control types  
appropriate for the layout type.

7. The computer software system of Claim 6, wherein:

25 the compiler is further operable to receive an additional set-expression for each cell definition of the worksheet definition;

the evaluator is further operable to define  
30 interaction of each control to edit cell values of the worksheet instance and change the user model as specified by the set expression recorded by the compiler in the worksheet template; and

the renderer is further operable to support user  
interaction with the displayed controls.



8. The computer software system of Claim 6,  
wherein:

the compiler and the evaluator are operable to  
process one of a plurality of worksheet types including a  
5 replicating worksheet for which a cell that evaluates to  
a list of values is evaluated into replicated cells in  
the worksheet instance, and a cell that evaluates from  
such list-valued cells also evaluates into replicated  
cells, one for each replicated cell from which it is  
10 evaluated;

the compiler is further operable to receive an axis-  
cross type of layout definition and generate an axis-  
cross layout template;

the evaluator is further operable to layout controls  
15 nested along each axis relative according to how cells  
were evaluated in the worksheet template and generate a  
layout instance that can display multi-dimensional data  
nested into a two-dimensional table; and

the renderer is operable to display the two-  
20 dimensional table.

9. The computer software system of Claim 8,  
wherein:

a model-independent and a model-dependent expression  
25 comprise a recurse expression that allows a cell to  
generate a list from itself, resulting in nested  
replications generated from each replication of the same  
cell, continuing until the nested replications result in  
lists of zero values;

30 a depth of nested evaluations of each cell are  
available to layout controls; and

an indented-text type of control is available which  
is operable to indent displayed text according to the  
depth of the nested evaluation that produced the value in  
35 the control.

10. The computer software system of Claim 9,  
wherein:

the compiler is further operable to receive an  
additional set-expression for each cell definition of the  
5 worksheet definition;

the evaluator is further operable to define  
interaction of each control to edit cell values of the  
worksheet instance and change the user model as specified  
by a set expression recorded by the compiler in the  
10 worksheet template; and

the renderer is further operable to support user  
interaction with displayed controls.

11. The computer software system of Claim 6,  
15 wherein:

the compiler and the evaluator are operable to  
process one of a plurality of worksheet types including a  
replicating worksheet for which a cell that evaluates to  
a list of values is evaluated into replicated cells in  
20 the worksheet instance, and a cell that evaluates from  
such list-valued cells also evaluates into replicated  
cells, one for each replicated cell from which it is  
evaluated;

the compiler is further operable to receive an axis-  
25 bar type of layout definition and generate an axis-bar  
layout template;

the evaluator is further operable to layout controls  
nested along an axis relative according to how cells were  
evaluated in the worksheet template and to generate a  
30 layout instance that can display multi-dimensional data  
nested into a row of headings and bars, the bars  
positioned side-by-side, stacked, and nested according to  
the nesting of worksheet evaluations; and

the renderer is operable to display the row of bars.

12. The computer software system of Claim 11,  
wherein:

5 the compiler is further operable to receive an  
additional set-expression for each cell definition of the  
worksheet definition; and

10 the evaluator is further operable to define  
interaction of each control to edit the cell values of  
the worksheet instance and change the user model as  
specified by the set expression recorded by the compiler  
in the worksheet template; and

the renderer is further operable to support user  
interaction with the displayed controls.

13. The computer software system of Claim 6,  
wherein:

5 the compiler and the evaluator are operable to  
process one of a plurality of worksheet types including a  
replicating worksheet for which a cell that evaluates to  
a list of values is evaluated into replicated cells in  
the worksheet instance, and a cell that evaluates from  
such list-valued cells also evaluates into replicated  
cells, one for each replicated cell from which it is  
10 evaluated;

the compiler is further operable to receive a map  
type of layout definition and generate a map layout  
template;

15 the evaluator is further operable to generate a  
layout instance that can display map data;

the renderer is operable to display the layout  
instance;

20 the replicated cells are taken together by the map  
layout to indicate an x-y position in a two-dimensional  
space and are drawn as boxes; and

cells nested within other cells specify an x-y  
position that is relative to the parent such that the net  
result is that a two-dimensional map of rectangles is  
placed down.

25

14. The computer software system of Claim 6,  
wherein:

5 the compiler and the evaluator are operable to  
process one of a plurality of worksheet types including a  
replicating worksheet for which a cell that evaluates to  
a list of values is evaluated into replicated cells in  
the worksheet instance, and a cell that evaluates from  
such list-valued cells also evaluates into replicated  
cells, one for each replicated cell from which it is  
10 evaluated;

the compiler is further operable to receive a Gantt  
type of layout definition and generate a Gantt layout  
template;

15 the evaluator is further operable to generate a  
layout instance that can display Gantt chart data; and

the renderer is operable to display the layout  
instance; and

20 the replicated cells are taken together by the Gantt  
layout to indicate start and end points of bars nested  
into rows of a Gantt chart.

15. The computer software system of Claim 14,  
wherein the edges of the Gantt bars can be dragged to  
cause values to be set.

25

16. The computer software system of Claim 7,  
wherein defined named commands are attached to controls  
of a specific type and controls associated with a  
specific cell value type, and the commands are operable  
30 to be invoked by user interactions specified by event  
definitions specifying a command performed when specified  
interactions occur.

17. The computer software system of Claim 16,  
wherein:

a menu layout type and menu control types which are  
formed together to specify a traditional menu system; and

5 the compiler is operable to translate into a native  
window system menu system including mnemonic and  
accelerator key interactions consistent with the native  
window system.

10 18. The computer software system of Claim 6,  
wherein:

the compiler is further operable to receive a named  
parameterized report definition and to generate a report  
template, the report definition comprising of a plurality  
15 of specifications of layout definitions using layout  
names and parameter expressions for layout parameters;

the evaluator further operable to receive the report  
template and a parameter expression and to generate a  
report instance comprising layout instances arranged  
20 according to a type of report definition, template, and  
instance; and

the renderer further operable to display the report  
instance in a window of a native window system.

25 19. The computer software system of Claim 18,  
wherein;

the compiler is further operable to receive an  
additional set-expression for each cell definition of the  
worksheet definition; and

30 the evaluator is further operable to define  
interaction of each control to edit the cell values of  
the worksheet instance and change the user model  
specified by the set expression recorded by the compiler  
in the worksheet template; and

35 the renderer is further operable to support user  
interaction with displayed controls.

20. A computer system for providing a user with a computer software system, comprising:

a data storage device operable to store data representing a user model data set and a plurality of model interface functions;

a data memory operable to store data representing a worksheet definition, and a worksheet template;

an execution memory operable to store data representing a computer software system;

a display operable to display a report to a user of the computer system; and

a processor coupled to the data storage device, the data memory, the execution memory and the display, the processor executing the computer software system, wherein the computer software system comprises;

a compiler operable to receive the worksheet definition and to access the plurality of model interface functions, the worksheet definition being named and parameterized and comprising a plurality of cell definitions each defining a model-independent expression, and the compiler further operable to generate the worksheet template comprising a plurality of cell templates each defining a model-dependent expression; and

an evaluator operable to receive the worksheet template and a parameter expression and to access the plurality of model interface functions and the user model data set, the evaluator further operable to evaluate the parameter expression and the model-dependent expressions in the worksheet template and to generate a worksheet instance containing a plurality of cell instances defining model-specific values.

21. The computer system of Claim 20, wherein:  
the compiler is further operable to receive a set-expression for each cell definition of the worksheet definition and to record the set-expression in the worksheet template; and

the evaluator is further operable to receive edits to the values of the worksheet instance and change the user model as specified by the set-expression recorded by the compiler in the worksheet template.

22. The computer system of Claim 20, wherein the compiler and the evaluator are operable to process one of a plurality of worksheet types including a replicating worksheet for which a cell that evaluates to a list of values is evaluated into replicated cells in the worksheet instance, and a cell that evaluates from such list-valued cells also evaluates into replicated cells, one for each replicated cell from which it is evaluated.

23. The computer system of Claim 22, wherein a model-independent and a model-dependent expression comprise a recurse expression that allows a cell to generate a list from itself, resulting in nested replications generated from each replication of the same cell, continuing until the nested replications result in lists of zero values.

24. The computer system of Claim 23, wherein:  
the compiler is further operable to receive an additional set-expression for each cell definition of the worksheet definition; and

the evaluator is further operable to receive edits to the values of the worksheet instance and to change the user model as specified by a set-expression recorded by the compiler in the worksheet template.



25. The computer system of Claim 23, further comprising a renderer operable to receive the layout instance and to visually display controls to a user, and wherein:

5           the compiler is further operable to receive a layout definition, the layout definition being named and parameterized and comprising a plurality of control definitions that specify display of cell values, specifying the worksheet definition by name and passing  
10           specific parameter expressions to the worksheet definition, and the compiler further operable to generate a layout template;

          the evaluator is further operable to receive the layout template and to generate a layout instance  
15           specifying a precise relative layout of control instances, the control instances specifying a precise display of worksheet values;

          the layout definition, template and instance comprise a layout type; and

20           the controls comprise a plurality of control types appropriate for the layout type.

26. A method of operating a computer system interactively to display a report to a user of the computer system, comprising;

providing a plurality of model interface functions;

5 providing a user model defining a data set describing a user environment;

providing a worksheet definition;

receiving the worksheet definition and accessing the plurality of model interface functions, the worksheet definition being named and parameterized and comprising a  
10 plurality of cell definitions each defining a model-independent expression;

generating a worksheet template comprising a plurality of cell templates each defining a model-  
15 dependent expression;

receiving the worksheet template and a parameter expression and accessing the plurality of model interface functions and the user model data set;

20 evaluating the parameter expression and the model-dependent expressions in the worksheet template; and

generating a worksheet instance containing a plurality of cell instances defining model-specific values.

25

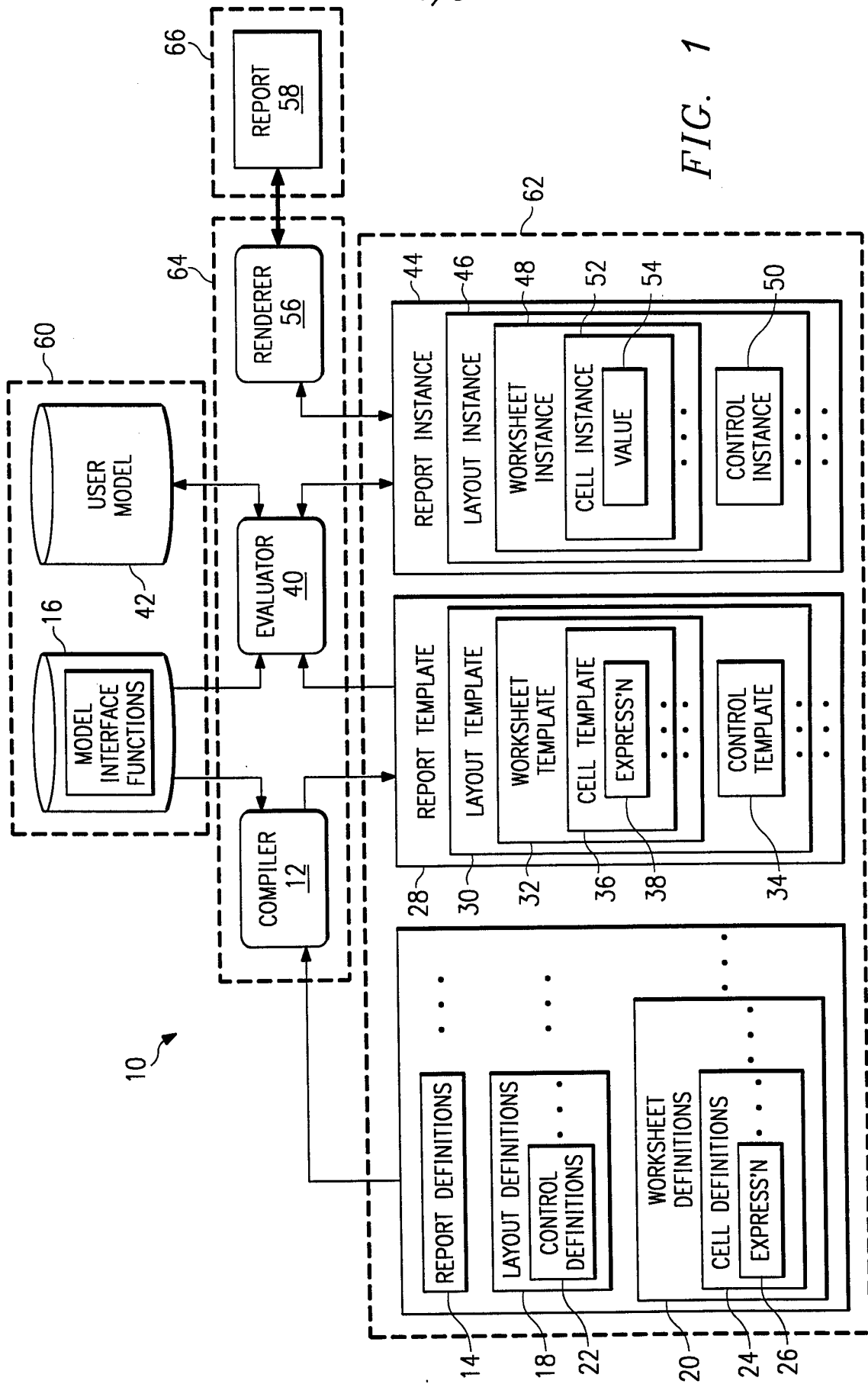


FIG. 1

Expression Evaluates To:	Number of Cells that Result:
List<V>	One cell for each V in list
List<T>	One cell for each T in list
S computed from T in List<T>	One cell for each T in list
R computed from T in List<T> and V in List<V>	One cell for each T-V combination
List<Q> computed from T in List<T>	One cell for each Q computed from each T
List<P> computed from T in List<T> and V in List<V>	One cell for each P computed from each T-V combination
List<N> computed from N of its own List, recursively	One cell for each N computed by the leaf calls

FIG. 2

A1	B1
2	5
3	6
5	8

FIG. 3A

	2	3	5
a	a2	a3	a5
e	e2	e3	e5
i	i2	i3	i5
o	o2	o3	o5
u	u2	u3	u5

FIG. 3B

A1	C1
2	2
	4
3	3
	6
	9
5	5
	10
	15
	20
	25

FIG. 3C

A1	C1	C2				
2	2	a2	e2	i2	o2	u2
	4	a4	e4	i4	o4	u4
3	3	a3	e3	i3	o3	u3
	6	a6	e6	i6	o6	u6
	9	a9	e9	i9	o9	u9
5	5	a5	e5	i5	o5	u5
	10	a10	e10	i10	o10	u10
	15	a15	e15	i15	o15	u15
	20	a20	e20	i20	o20	u20
	25	a25	e25	i25	o25	u25

FIG. 3D

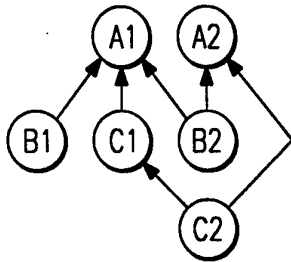


FIG. 4A

		A2	a	e	i	o	u
A1	B1	C1	B2				
2	5	2	a2	e2	i2	o2	u2
		4					
3	6	3	a3	e3	i3	o3	u3
		6					
		9					
5	8	5	a5	e5	i5	o5	u5
		10					
		15					
		20					
		25					

FIG. 4C

A1	B1	C1
2	5	2
		4
3	6	3
		6
		9
5	8	5
		10
		15
		20
		25

FIG. 4B

		A2	a	e	i	o	u
A1	B1	C1	C2				
2	5	2	a2	e2	i2	o2	u2
		4	a4	e4	i4	o4	u4
3	6	3	a3	e3	i3	o3	u3
		6	a6	e6	i6	o6	u6
		9	a9	e9	i9	o9	u9
5	8	5	a5	e5	i5	o5	u5
		10	a10	e10	i10	o10	u10
		15	a15	e15	i15	o15	u15
		20	a20	e20	i20	o20	u20
		25	a25	e25	i25	o25	u25

FIG. 4D

4/5

A2	a		e		i		o		u	
C1	B2	C2	B2	C2	B2	C2	B2	C2	B2	C2
2	a2	a2	e2	e2	i2	i2	o2	o2	u2	u2
4	a2	a4	e2	e4	i2	i4	o2	o4	u2	u4
3	a3	a3	e3	e3	i3	i3	o3	o3	u3	u3
6	a3	a6	e3	e6	i3	i6	o3	o6	u3	u6
9	a3	a9	e3	e9	i3	i9	o3	o9	u3	u9
5	a5	a5	e5	e5	i5	i5	o5	o5	u5	u5
10	a5	a10	e5	e10	i5	i10	o5	o10	u5	u10
15	a5	a15	e5	e15	i5	i15	o5	o15	u5	u15
20	a5	a20	e5	e20	i5	i20	o5	o20	u5	u20
25	a5	a25	e5	e25	i5	i25	o5	o25	u5	u25

FIG. 4E

	B2					C2				
A2	a	e	i	o	u	a	e	i	o	u
C1										
2	a2	e2	i2	o2	u2	a2	e2	i2	o2	u2
4	a2	e2	i2	o2	u2	a4	e4	i4	o4	u4
3	a3	e3	i3	o3	u3	a3	e3	i3	o3	u3
6	a3	e3	i3	o3	u3	a6	e6	i6	o6	u6
9	a3	e3	i3	o3	u3	a9	e9	i9	o9	u9
5	a5	e5	i5	o5	u5	a5	e5	i5	o5	u5
10	a5	e5	i5	o5	u5	a10	e10	i10	o10	u10
15	a5	e5	i5	o5	u5	a15	e15	i15	o15	u15
20	a5	e5	i5	o5	u5	a20	e20	i20	o20	u20
25	a5	e5	i5	o5	u5	a25	e25	i25	o25	u25

FIG. 4F

5/5

A1		
2	B1	5
	C1	2 4
3	B1	6
	C1	3 6 9
5	B1	8
	C1	5 10 15 20 25

FIG. 4G

INTERNATIONAL SEARCH REPORT

International Application No

PCT/US 96/09908

A. CLASSIFICATION OF SUBJECT MATTER  
IPC 6 G06F17/60 G06F17/24

According to International Patent Classification (IPC) or to both national classification and IPC

B. FIELDS SEARCHED

Minimum documentation searched (classification system followed by classification symbols)

IPC 6 G06F

Documentation searched other than minimum documentation to the extent that such documents are included in the fields searched

Electronic data base consulted during the international search (name of data base and, where practical, search terms used)

C. DOCUMENTS CONSIDERED TO BE RELEVANT

Category *	Citation of document, with indication, where appropriate, of the relevant passages	Relevant to claim No.
A	US,A,5 189 608 (LYONS RICHARD J ET AL) 23 February 1993 see abstract; claims 1-9 see column 2, line 15 - column 3, line 40 see column 23, line 23 - column 26, line 68 see column 27, line 60 - column 32, line 64 ---	1-26
A	US,A,5 361 393 (ROSSILLO MICHAEL) 1 November 1994 see abstract; claims 1-10 ---	1,20,26
A	US,A,5 423 033 (YUEN LUN-SHIN) 6 June 1995 see column 1, line 1 - column 2, line 35 ---	1,20,26
A	EP,A,0 067 303 (IBM) 22 December 1982 see abstract; claims 1-7 ---	1,20,26
	-/--	

Further documents are listed in the continuation of box C.

Patent family members are listed in annex.

\* Special categories of cited documents :

- "A" document defining the general state of the art which is not considered to be of particular relevance
- "E" earlier document but published on or after the international filing date
- "L" document which may throw doubts on priority claim(s) or which is cited to establish the publication date of another citation or other special reason (as specified)
- "O" document referring to an oral disclosure, use, exhibition or other means
- "P" document published prior to the international filing date but later than the priority date claimed

- "T" later document published after the international filing date or priority date and not in conflict with the application but cited to understand the principle or theory underlying the invention
- "X" document of particular relevance; the claimed invention cannot be considered novel or cannot be considered to involve an inventive step when the document is taken alone
- "Y" document of particular relevance; the claimed invention cannot be considered to involve an inventive step when the document is combined with one or more other such documents, such combination being obvious to a person skilled in the art.
- "&" document member of the same patent family

Date of the actual completion of the international search

21 August 1996

Date of mailing of the international search report

09.09.96

Name and mailing address of the ISA

European Patent Office, P.B. 5818 Patentlaan 2  
NL - 2280 HV Rijswijk  
Tel. (+31-70) 340-2040, Tx. 31 651 epo nl,  
Fax (+31-70) 340-3016

Authorized officer

Suendermann, R



INTERNATIONAL SEARCH REPORT

International Application No  
PCT/US 96/09908

C.(Continuation) DOCUMENTS CONSIDERED TO BE RELEVANT		
Category *	Citation of document, with indication, where appropriate, of the relevant passages	Relevant to claim No.
P,A	US,A,5 426 781 (KAPLAN CRAIG A ET AL) 20 June 1995 see column 3, line 21 - column 6, line 68; claims 1-3; figures 2-8 -----	6,25

1

# INTERNATIONAL SEARCH REPORT

Information on patent family members

International Application No  
**PCT/US 96/09908**

Patent document cited in search report	Publication date	Patent family member(s)	Publication date
US-A-5189608	23-02-93	US-A- 4989141	29-01-91
		AU-B- 1695288	01-12-88
		EP-A- 0294187	07-12-88
-----			
US-A-5361393	01-11-94	NONE	
-----			
US-A-5423033	06-06-95	NONE	
-----			
EP-A-0067303	22-12-82	US-A- 4417322	22-11-83
		CA-A- 1166753	01-05-84
		JP-C- 1355796	24-12-86
		JP-A- 57207974	20-12-82
		JP-B- 61020008	20-05-86
-----			
US-A-5426781	20-06-95	US-A- 5539903	23-07-96
-----			