



US00D387193S

United States Patent [19]
Glicksman et al.

[11] **Patent Number:** **Des. 387,193**
[45] **Date of Patent:** ****Dec. 9, 1997**

[54] **OUTSOLE**

[75] **Inventors:** **Jerry M. Glicksman**, Lido Beach,
N.Y.; **Bruce S. Pontner**, Weston, Fla.;
Kevin S. K. Yu, Keelung, Taiwan

[73] **Assignee:** **Snap-on Technologies, Inc.**,
Lincolnshire, Ill.

[**] **Term:** **14 Years**

[21] **Appl. No.:** **41,097**

[22] **Filed:** **Jul. 5, 1995**

[51] **LOC (6) Cl.** **02-04**

[52] **U.S. Cl.** **D2/952; D2/957**

[58] **Field of Search** **D2/897, 902, 906,**
D2/908, 946-960, 962, 964; 36/101, 103,
104, 106, 113-115, 124, 126, 127-130,
3 B, 12-15, 22 R, 25 R, 32 R, 32 A, 172

[56] **References Cited**

U.S. PATENT DOCUMENTS

D. 16,904	9/1886	Baum	D2/958
D. 322,154	12/1991	Trueman	D2/955
D. 332,001	12/1992	Bayer	D2/902
3,082,549	3/1963	Dolceamore	36/128
5,423,135	6/1995	Poole et al.	36/108

FOREIGN PATENT DOCUMENTS

1146040 11/1957 France D2/954

OTHER PUBLICATIONS

Boot and Shoe Recorder: Oct., 1958; p. 10—"Jumbo-Rib"
Third Sole from the Top.

Primary Examiner—Celia Murphy
Attorney, Agent, or Firm—Emrich & Dithmar


[57] **CLAIM**

The ornamental design for the outsole, as shown and described.

DESCRIPTION

FIG. 1 is a perspective view of an outsole showing our new design, the broken lines showing recessed areas in FIGS. 1 and 3 being for illustrative purposes only and forming no part of the claimed design;
FIG. 2 is a bottom plan view thereof; the broken lines showing a logo and label being for illustrative purposes only and also forming no part of the claimed design;
FIG. 3 is a top plan view thereof;
FIG. 4 is a left side elevational view thereof;
FIG. 5 is a right side elevational view thereof;
FIG. 6 is a front elevational view thereof; and
FIG. 7 is a rear elevational view thereof.

1 Claim, 2 Drawing Sheets



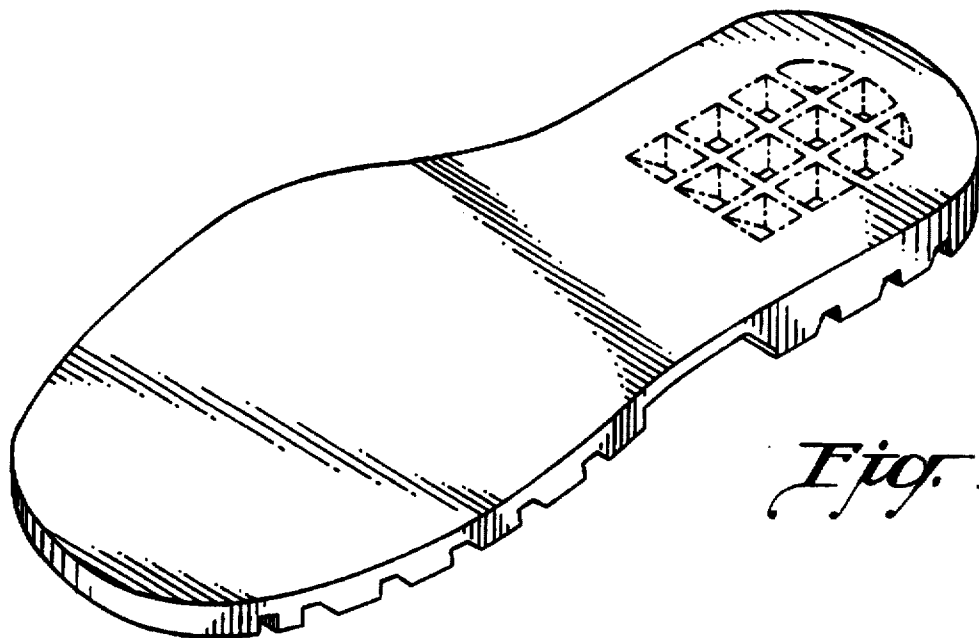


Fig. 1




Fig. 2

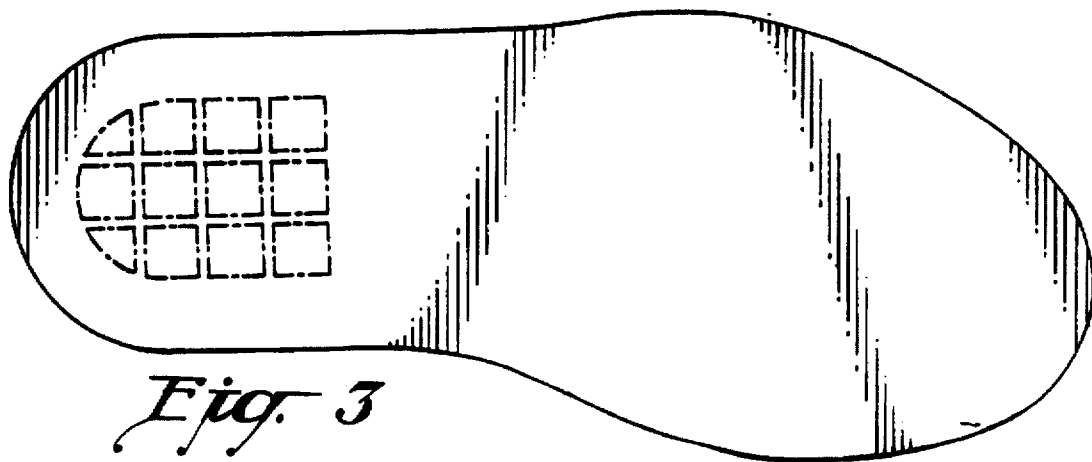


Fig. 3




Fig. 4



Fig. 5



Fig. 6



Fig. 7