



US00D790243S

(12) **United States Design Patent**
Georgiadis et al.

(10) **Patent No.:** **US D790,243 S**

(45) **Date of Patent:** **** Jun. 27, 2017**

- (54) **METAL BENCH**
- (71) Applicant: **CLIFTON STEEL COMPANY**, Maple Heights, OH (US)
- (72) Inventors: **Michael S. Georgiadis**, Lyndhurst, OH (US); **James E. Somogyi**, Northfield Center, OH (US)
- (73) Assignee: **SAFE PLACE SOLUTIONS LLC**, Maple Heights, OH (US)

3,357,030 A * 12/1967 George A47C 17/161
5/18.1

3,511,536 A 5/1970 Suzuki
D221,642 S 8/1971 Bayes
3,674,311 A 7/1972 Miller
(Continued)

(**) Term: **15 Years**

(21) Appl. No.: **29/552,824**

(22) Filed: **Jan. 26, 2016**

(51) **LOC (10) Cl.** **06-01**

(52) **U.S. Cl.**
USPC **D6/371**

(58) **Field of Classification Search**
USPC D6/334-336, 371, 373, 374, 375, 379,
D6/380, 381, 716, 716.1, 716.2, 716.3,
D6/716.4

CPC A47C 1/124; A47C 11/00; A47C 4/02;
A47C 4/03; A47C 5/06; A47C 7/16;
A47C 13/005; A47C 17/161

See application file for complete search history.

(56) **References Cited**

U.S. PATENT DOCUMENTS

176,648 A	4/1876	Lancaster	
324,431 A *	8/1885	Taylor et al.	A47C 4/03 297/16.1
1,722,226 A *	7/1929	Kessler	A47C 7/16 297/232
D93,782 S *	11/1934	Mastrangelo et al.	D6/374
2,489,087 A	11/1949	Hewit, Jr.	
2,518,532 A	8/1950	Edwards	
D167,811 S *	9/1952	Schaefer	297/411.42
3,091,497 A	5/1963	Houser	
3,318,635 A	5/1967	Barecki et al.	

OTHER PUBLICATIONS

Fedbid Inc., "FedBid Better Buying/Smarter Selling", Sep. 12, 2015, 5 pages.

(Continued)

Primary Examiner — Mimosa De

(74) *Attorney, Agent, or Firm* — Pearne & Gordon LLP

(57) **CLAIM**

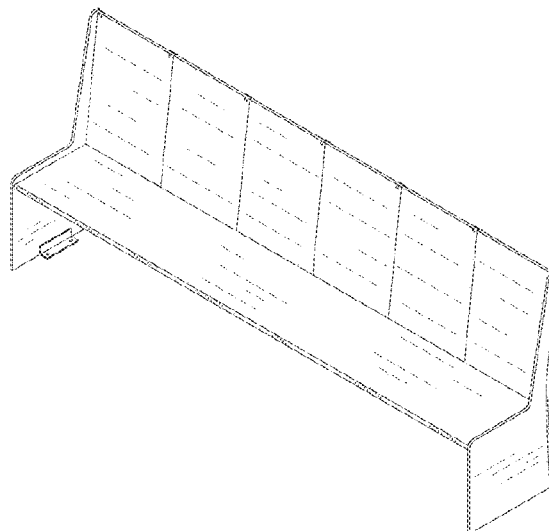
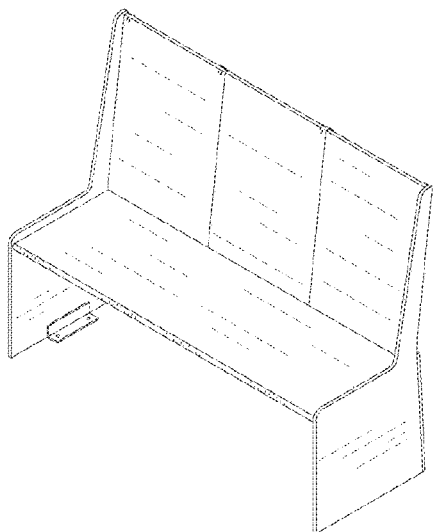
The ornamental design for a metal bench, as shown and described.

DESCRIPTION

FIG. 1 is a front-left-top perspective view of a first embodiment of a metal bench, showing our new design;
 FIG. 2 is a front elevational view thereof;
 FIG. 3 is a right side elevational view thereof;
 FIG. 4 is a left side elevational view thereof;
 FIG. 5 is a bottom plan view thereof;
 FIG. 6 is a top plan view thereof;
 FIG. 7 is a back elevational view thereof;
 FIG. 8 is a front-left-top perspective view of a second embodiment of a metal bench according to the invention;
 FIG. 9 is a front elevational view thereof;
 FIG. 10 is a right side elevational view thereof;
 FIG. 11 is a left side elevational view thereof;
 FIG. 12 is a bottom plan view thereof;
 FIG. 13 is a top plan view thereof; and,
 FIG. 14 is a back elevational view thereof.

The broken lines shown in the drawings are for illustrative purposes only and form no part of the claimed design.

1 Claim, 14 Drawing Sheets



(56)

References Cited

U.S. PATENT DOCUMENTS

4,140,065 A * 2/1979 Chacon A47C 4/021
 297/440.13
 D251,641 S * 4/1979 Chacon D6/371
 4,602,817 A 7/1986 Raftery
 4,848,839 A 7/1989 Galardo
 D304,527 S 11/1989 Miller
 4,919,485 A 4/1990 Guichon
 4,932,720 A * 6/1990 Sherman A47C 4/02
 297/440.16
 D336,383 S 6/1993 Gascho
 D336,569 S 6/1993 Gascho
 5,522,182 A 6/1996 Rogers
 5,653,507 A * 8/1997 Moore A47C 1/124
 297/248
 5,890,761 A 4/1999 Miller
 6,139,110 A 10/2000 Jeng
 D439,068 S * 3/2001 Vanderbyl D6/379
 6,279,997 B1 * 8/2001 Moore A47C 4/03
 297/440.1
 D498,079 S 11/2004 Messier

6,874,850 B2 * 4/2005 Berkowicz A47C 1/124
 297/232
 D549,984 S 9/2007 Olarte
 D560,921 S 2/2008 Olarte
 7,467,453 B2 12/2008 Olarte
 7,669,935 B2 3/2010 Crossley et al.
 D684,395 S 6/2013 Leemkuil et al.
 8,701,544 B2 4/2014 Peters et al.
 D710,625 S 8/2014 Skalka
 D719,367 S 12/2014 Karasek
 D719,368 S 12/2014 Karasek
 D719,752 S 12/2014 Karasek
 D721,512 S 1/2015 Ma
 D723,828 S 3/2015 Rose
 D724,341 S 3/2015 Mila Valcarcel
 D727,041 S 4/2015 Thuma et al.
 D727,647 S 4/2015 Sorel
 D733,444 S 7/2015 Strempack

OTHER PUBLICATIONS

United States of America, "Solicitation/Contract/Order for Commercial Items", Sep. 28, 2015, pp. 1-20.

* cited by examiner

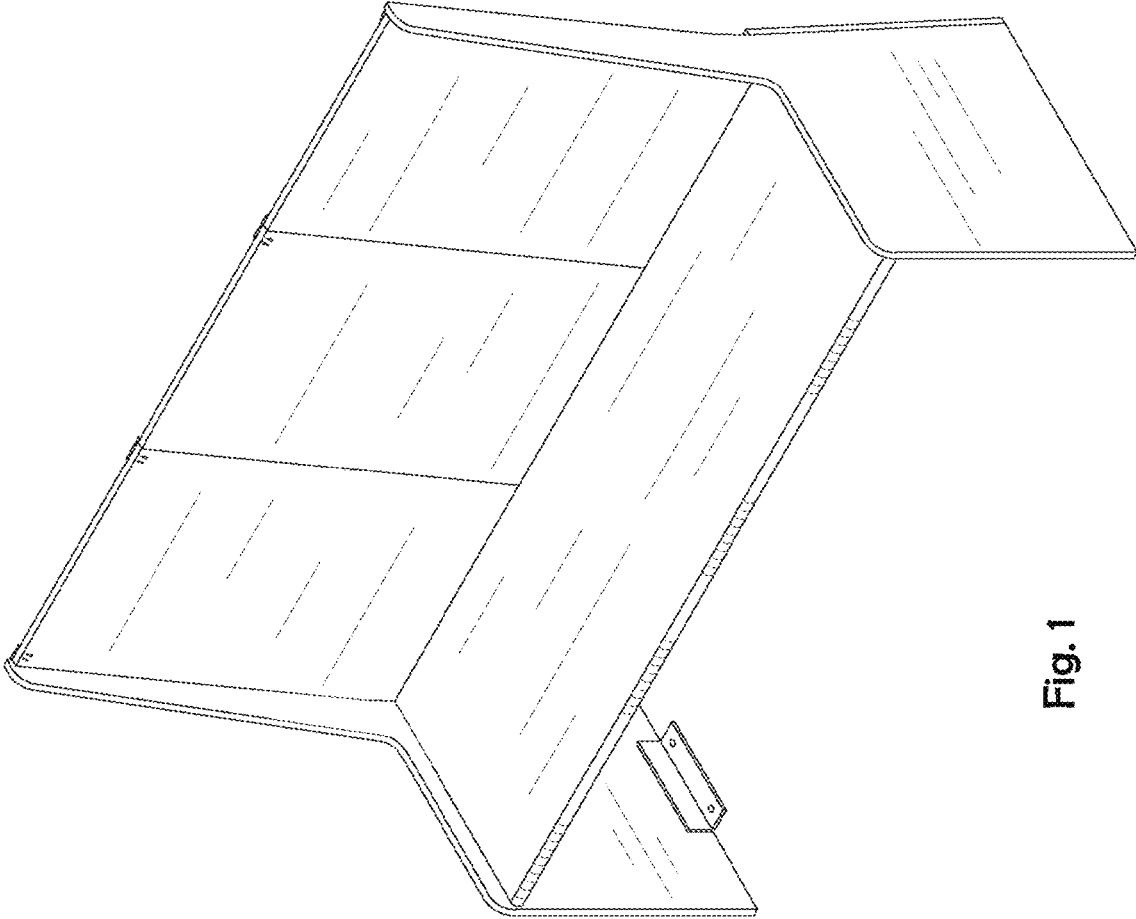


Fig. 1

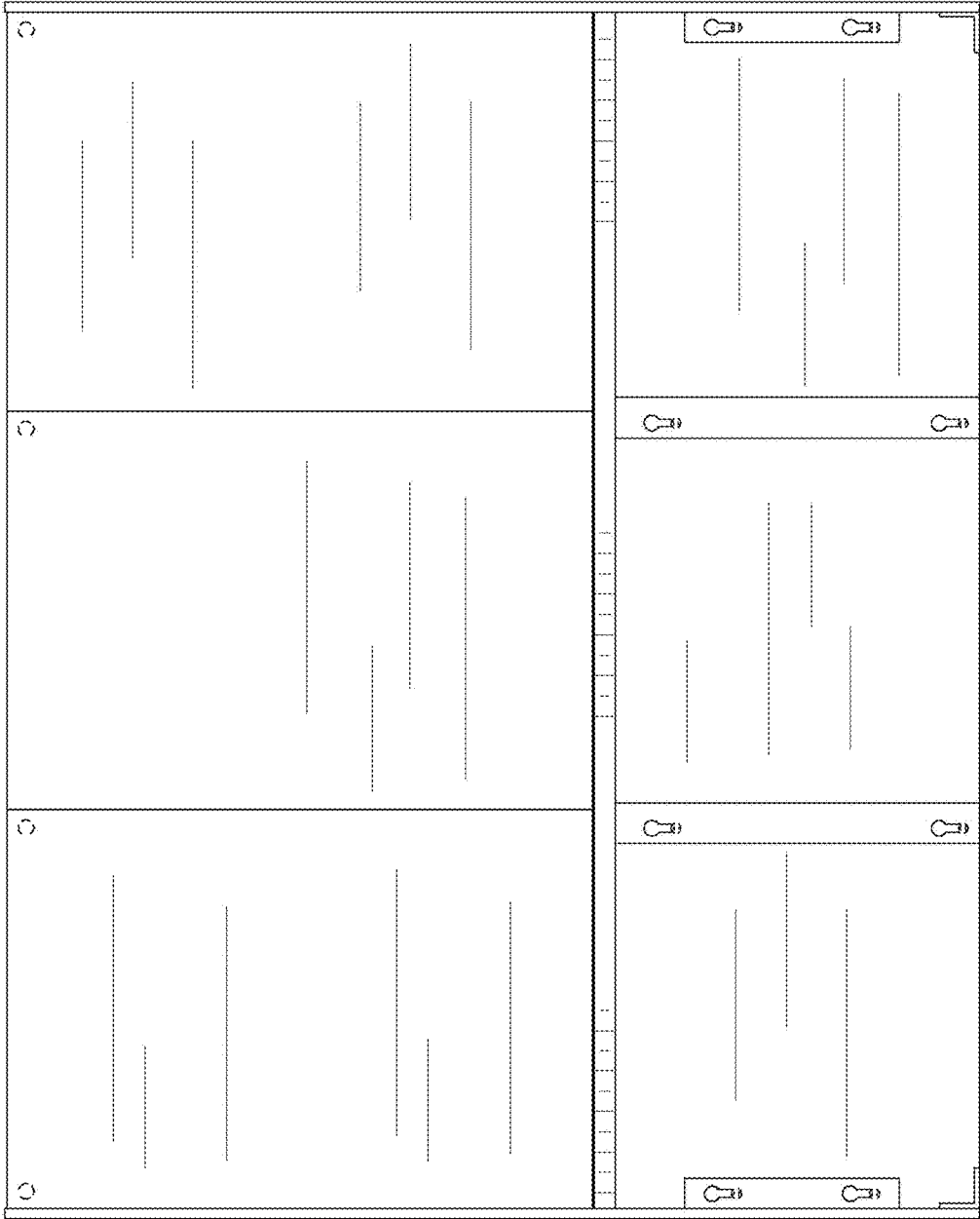


Fig. 2

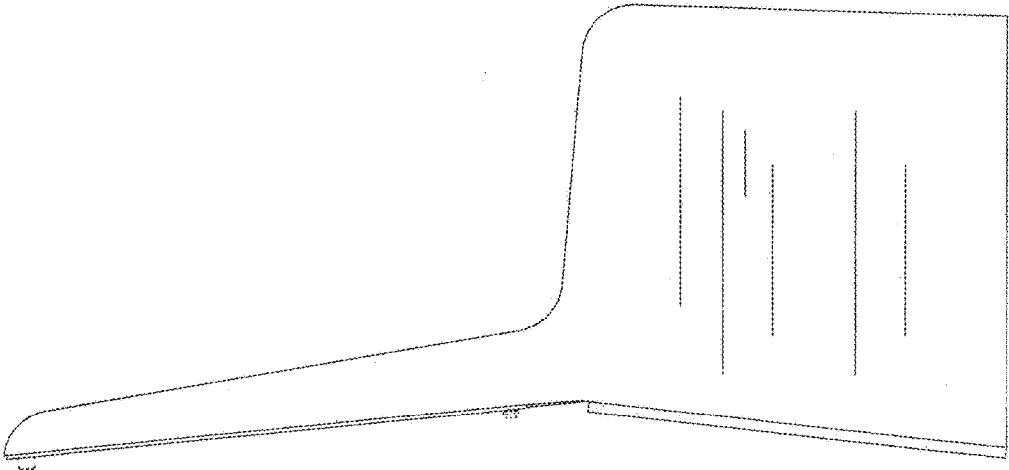


Fig. 3

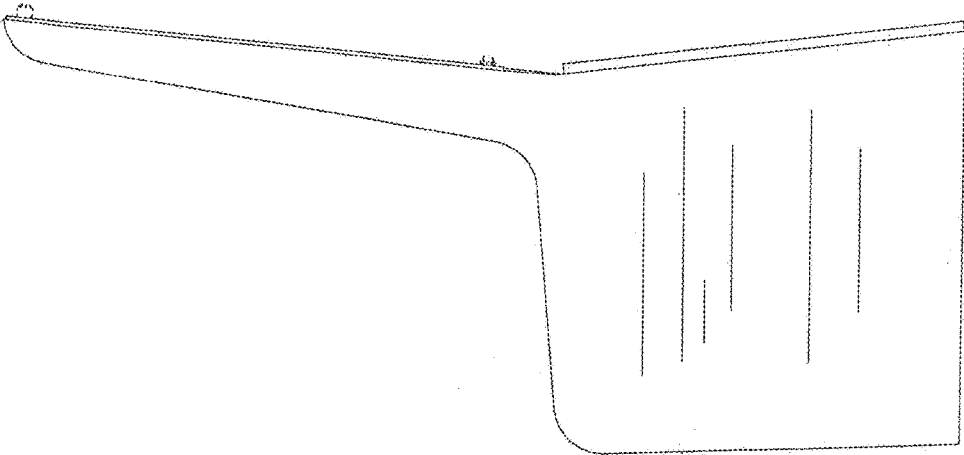


Fig. 4

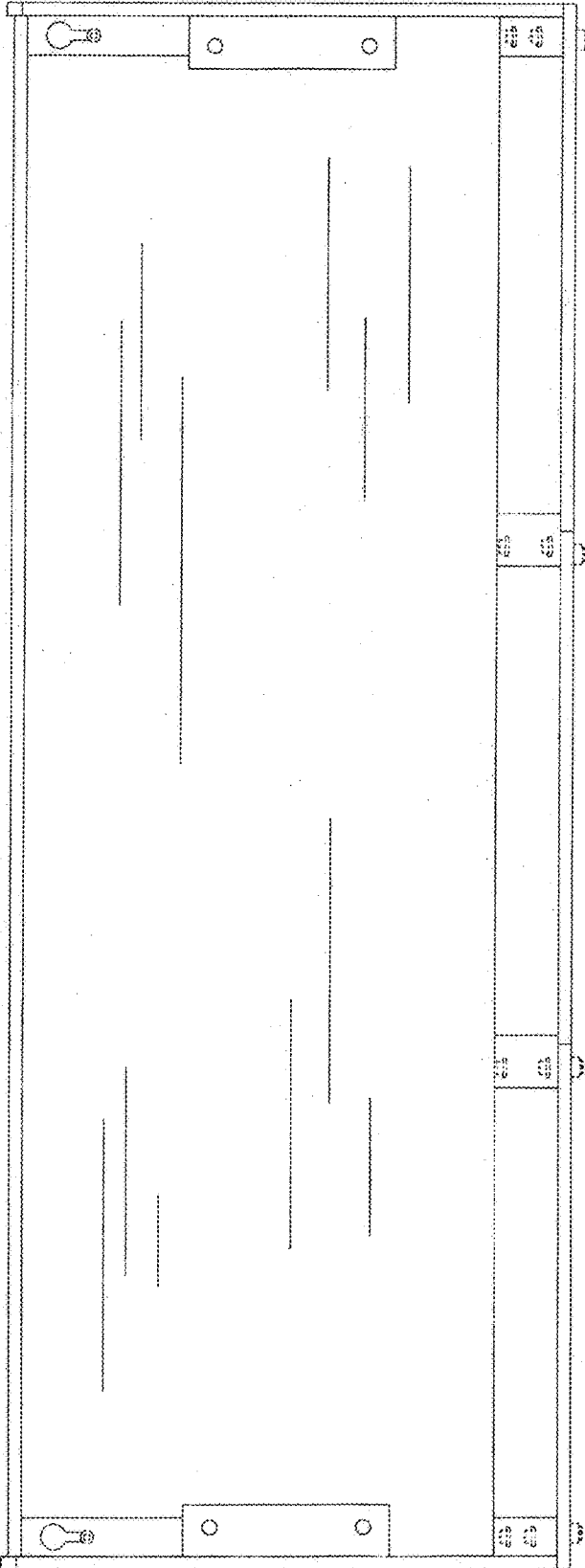


Fig. 5

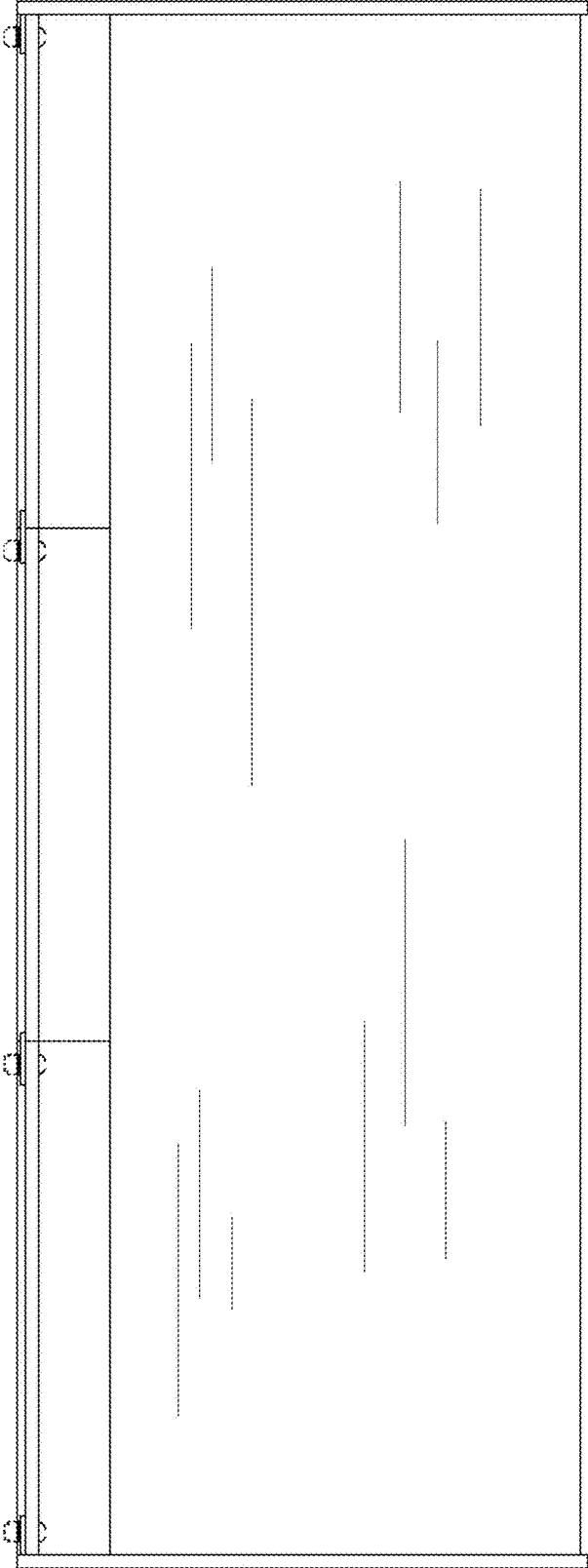


Fig. 6




Fig. 7

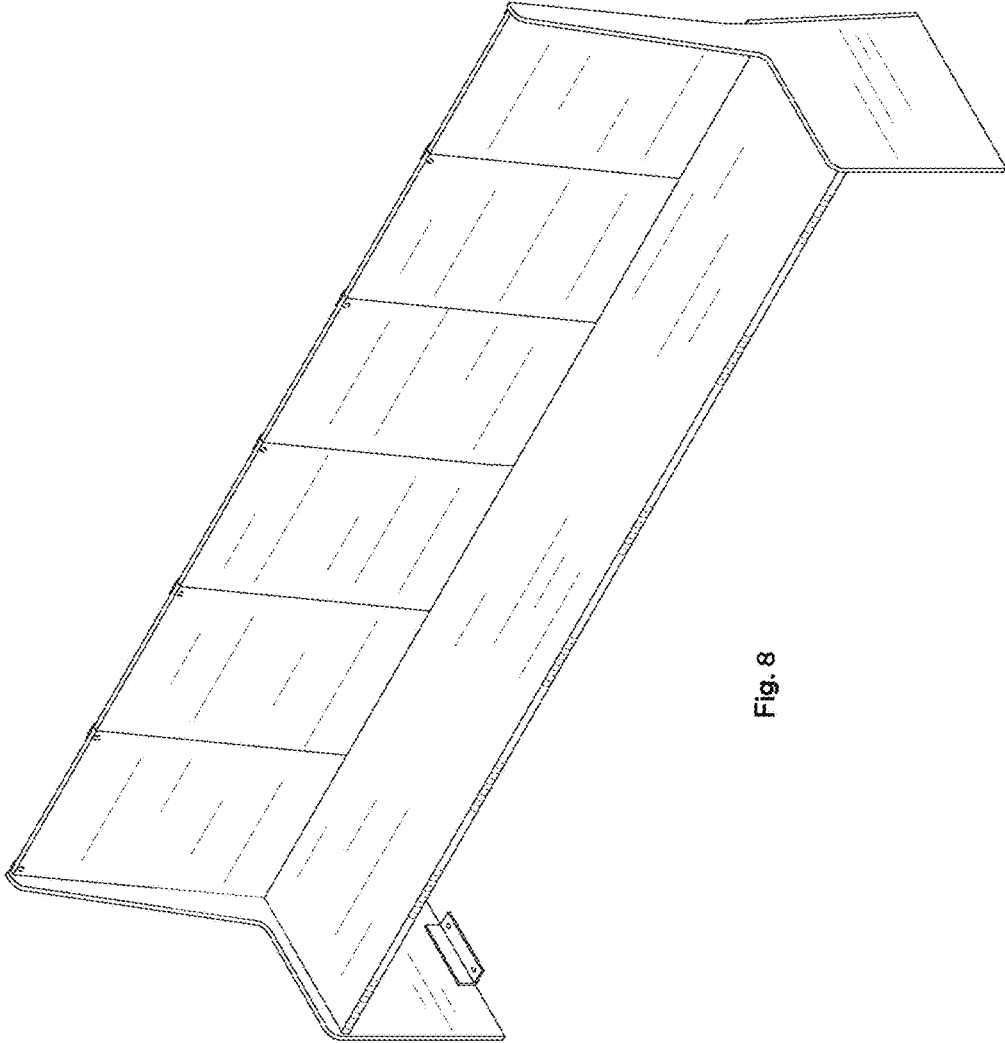


Fig. 8




Fig. 9

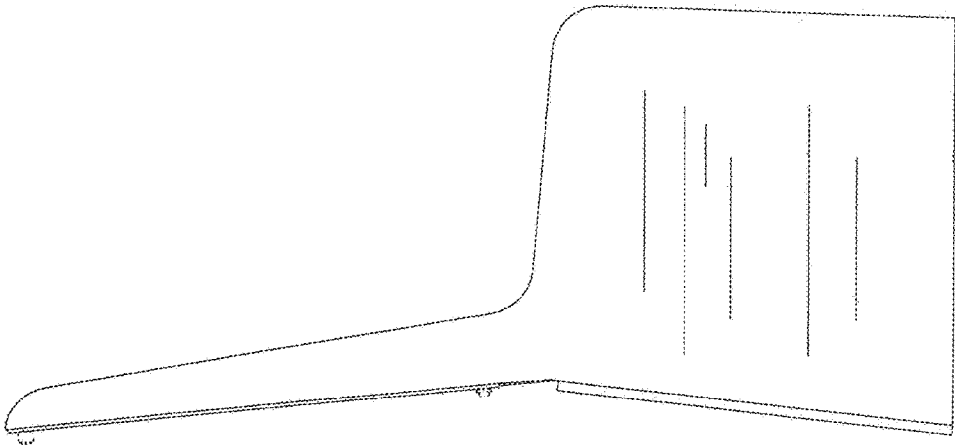


Fig. 10

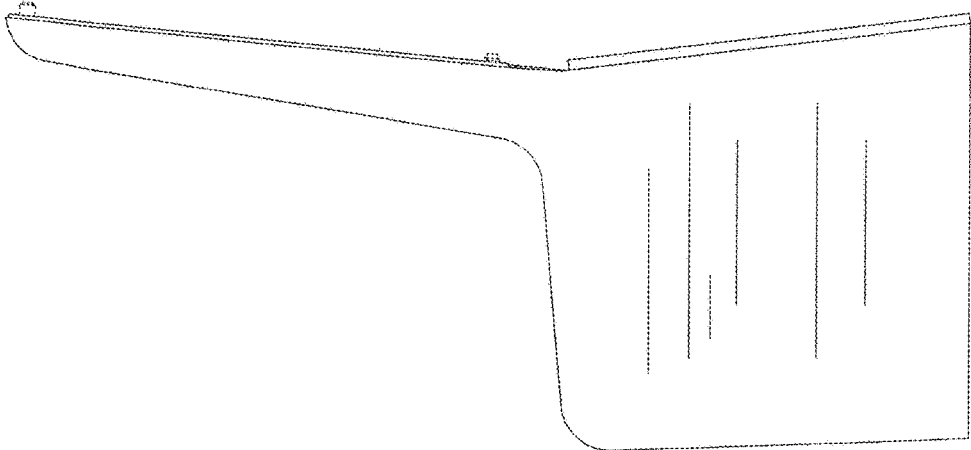


Fig. 11

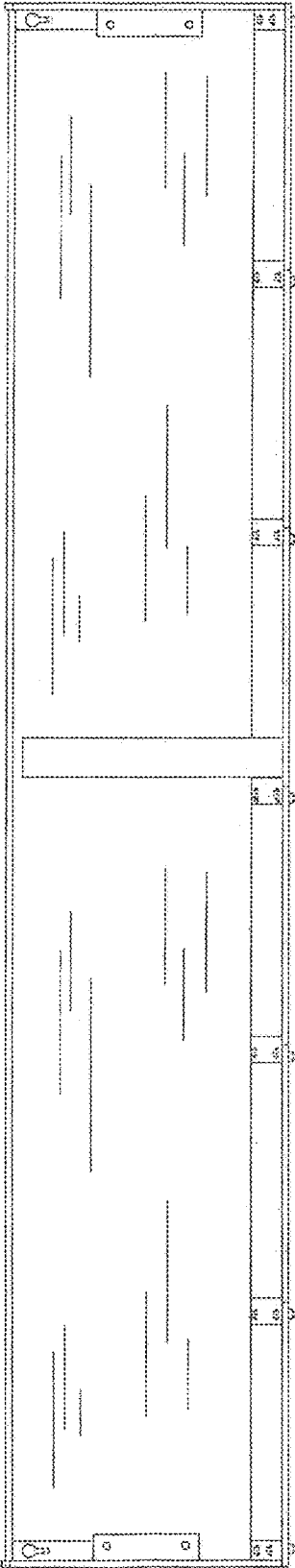


Fig. 12

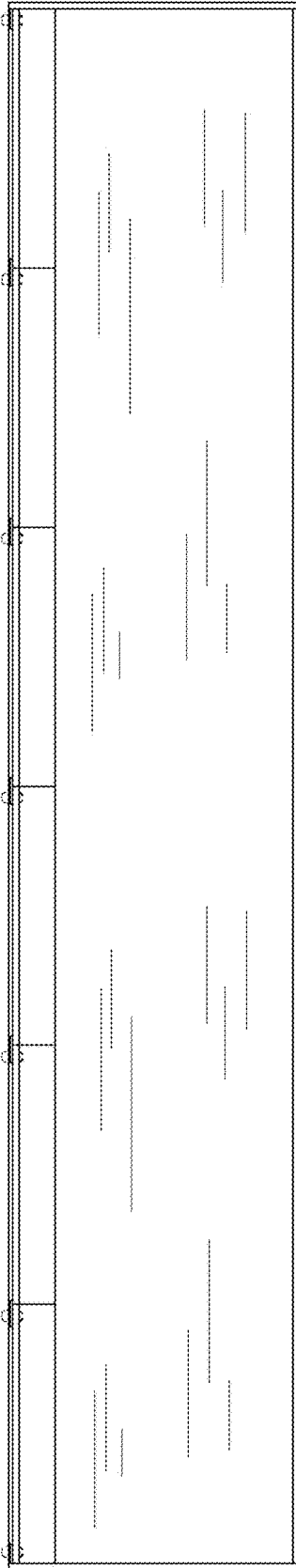


Fig. 13

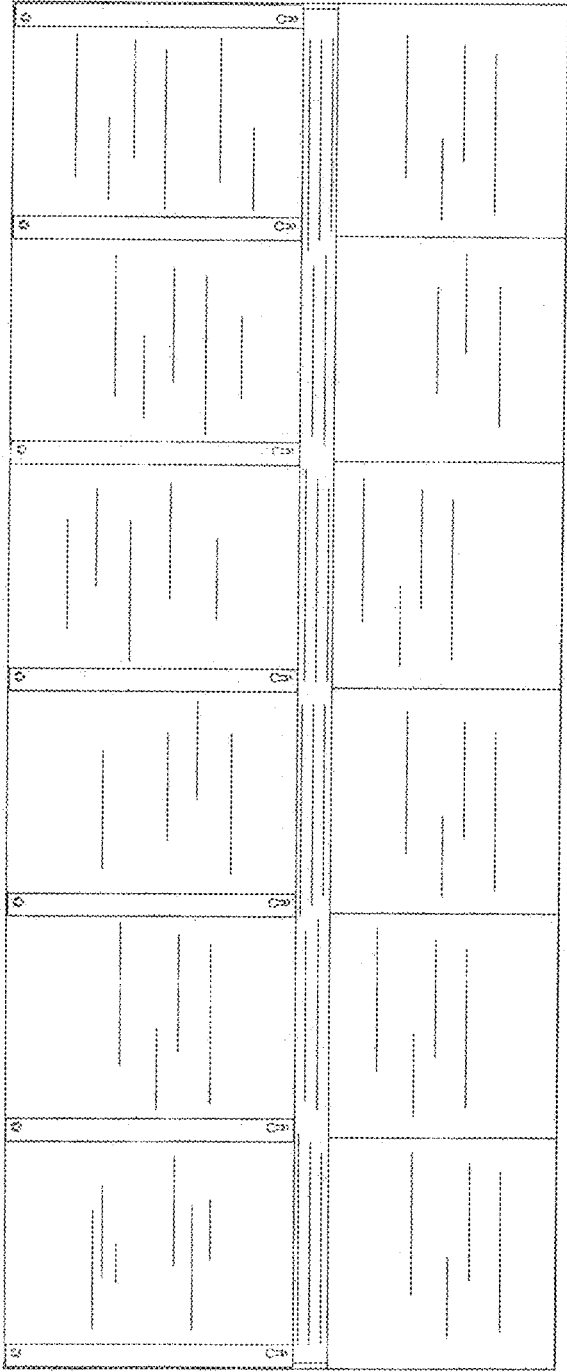


Fig. 14