No. 713,921. Patented Nov. 18, 1902.

W. RODIGER.

PASTE VESSEL.

(Application filed June 17, 1901.)

(No Model.)

Fig. 1.

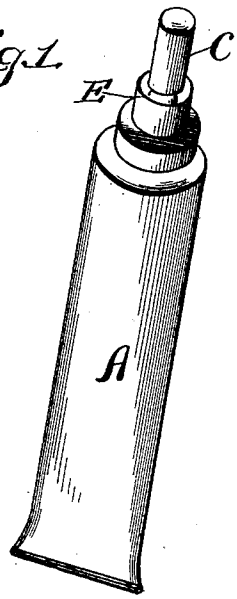

Fig. 2.



Fig. 3.

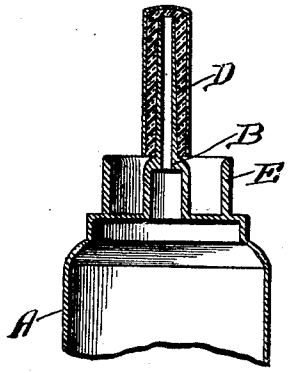

Witnesses
J. B. Weir
E. L. Semple.

Inventor
William Rodiger
by Brown and Barby Attys

UNITED STATES PATENT OFFICE.

WILLIAM RODIGER, OF CHICAGO, ILLINOIS.

PASTE VESSEL.

SPECIFICATION forming part of Letters Patent No. 713,921, dated November 18, 1902.

Application filed June 17, 1901. Serial No. 64,855. (No model.)

To all whom it may concern:

Be it known that I, WILLIAM RODIGER, a citizen of the United States, residing at Chicago, in the county of Cook and State of Illinois, have invented a new and useful Paste Vessel, of which the following is a specification.

This invention relates to an improvement in paste vessels; and it consists, substantially, in the construction hereinafter set forth, and more particularly pointed out in the claims.

Like reference-letters refer to the same parts in the several figures of the drawings, in which—

Figure 1 is a perspective view of a collapsible paste-tube embodying the invention. Fig. 2 is a vertical longitudinal section of the same with the cap or cover lifted. Fig. 3 is a vertical enlarged section with the cap or cover applied.

The invention is applied to a vessel for holding paste, mucilage, or similar adhesive substance, and the construction of the body of the vessel may be widely varied according to the particular use to which it is to be applied. In the drawings the collapsible mucilage-tube of a well-known construction is illustrated and is designated by the reference-letter A. Extending upward above the top of the vessel and communicating with the interior is a nozzle B, which is preferably, although not necessarily, made in one piece with the top of such vessel and having a perforation extending throughout its length, so as to provide a discharge-outlet. Surrounding the lower portion of the nozzle is a drip-cup E, which serves to catch the waste mucilage or paste which ordinarily runs over the side of the nozzle when the vessel is used.

For a number of well-known reasons it has been found advantageous to cover the mouth or outlet of a paste, mucilage, or similar vessel, and considerable difficulty has been experienced in preventing the cover from sticking quite tightly to the vessel by reason of the adhesion of the hardened paste to the cover. To avoid this difficulty, there should be interposed between the cover and the contacting parts of the vessel an oleaginous material. This oleaginous material may be applied in a variety of ways. The cover may be made of such material that it may be saturated with paraffin or other oleaginous substance, which will allow a sufficient quantity to exude from the inner surface to lubricate the contacting surfaces of the cover and vessel. If the cover is of metal or glass or other hard substance, its inside surface may be coated with a film of oleaginous material. It is also obvious that the oleaginous material may be applied to the contacting part of the vessel instead of to the cover. An advantageous construction is that shown in the drawings, in which the cover fits the nozzle loosely and has a lining of paraffin, which lining will contact with the nozzle. It is manifest that this oleaginous material however applied will serve to prevent the contacting parts from adhering to each other and also tend to make the vessel air-tight or, in other words, seal the same.

What I claim, and desire to secure by Letters Patent, is—

1. The combination with a paste vessel and its nozzle, of a cover provided with a paraffin lining, which lining has an aperture or recess to enable the same to receive and closely surround the nozzle, as and for the purpose set forth.

2. A paste vessel comprising a body portion having a nozzle and a cover for the nozzle, said cover provided with an oleaginous lining adapted to receive and closely surround the nozzle, as and for the purpose set forth.

3. The combination with a paste vessel having a nozzle, of a cover arranged to receive said nozzle, and an oleaginous material interposed between said cover and nozzle, and closely surrounding the latter, as and for the purpose set forth.

4. The combination with a paste vessel having a nozzle, of a cover adapted to be applied thereto, said cover provided with an oleaginous lining arranged to receive and closely surround said nozzle, as and for the purpose set forth.

5. The combination with a paste vessel having a nozzle, a drip-cup surrounding the base of said nozzle, and a cap or cover provided with an oleaginous lining arranged to receive and closely surround said nozzle, all combined and arranged as and for the purpose set forth.

In witness whereof I have hereunto set my hand, this 13th day of June, 1901, in the presence of the subscribing witnesses.

WILLIAM RODIGER.

Witnesses:
E. C. SEMPLE,
S. E. DARBY.